

City of Flint

Consolidated Annual Performance and Evaluation Report (CAPER) Program Year 2016



Dr. Karen Weaver
Mayor, City of Flint

CITY OF FLINT
CONSOLIDATED ANNUAL PERFORMANCE EVALUATION REPORT (CAPER)

2016 PROGRAM YEAR
July 1, 2016 through June 30, 2017

TABLE of CONTENTS

	Page
EXECUTIVE SUMMARY.....	2
GENERAL QUESTIONS.....	2
MANAGING THE PROCESS.....	12
CITIZEN PARTICIPATION.....	13
INSTITUTIONAL STRUCTURE.....	15
MONITORING.....	16
LEAD-BASED PAINT.....	17
HOUSING NEEDS.....	18
SPECIFIC HOUSING OBJECTIVES.....	20
PUBLIC HOUSING STRATEGY.....	21
BARRIERS TO AFFORDABLE HOUSING.....	22
HOME INVESTMENT PARTNERSHIPS PROGRAMS.....	23
HOMELESS NEEDS.....	26
SPECIFIC HOMELESS PREVENTION ELEMENTS.....	27
COMMUNITY DEVELOPMENT.....	29
NON-HOMELESS SPECIAL NEEDS.....	33
SPECIFIC HOPWA OBJECTIVES.....	33
APPENDICES	
A. IDIS DATA REPORTS	
B. PUBLIC COMMENT NOTICES and PUBLIC COMMENTS	

EXECUTIVE SUMMARY

This CAPER serves as a progress update on meeting the City's goals related to the Community Development Block Grants (CDBG), Home Investment Partnerships Program (HOME), and Emergency Shelter Grants (ESG) programs. In the City of Flint, the Department of Planning and Development, Division of Community and Economic Development administers all of the federal entitlement programs. These programs are part of the broader Imagine Flint Master Plan, which provides a framework in which to revitalize the Flint community.

The 2016 CAPER provides information on activities and initiatives which were proposed in the 2016 Action Plan and offers information on public and private efforts undertaken during the PY by the City of Flint and its partners.

During the 2016 program year, July 1, 2016 through June 30, 2017, and as outlined in the Consolidated Plan and PY 2016 Action Plan, Flint sought to implement the following strategies for allocating available resources for housing and community development activities

1. Recreational activities for youth and seniors.
2. Public infrastructure improvements that help to maximize other Federal, state, non-profit and private sector investments made throughout the City.
3. Clearance and demolition of vacant, foreclosed, abandoned and dangerous buildings.
4. Focus on creating opportunities for low-income residents to emerge from poverty.
5. Housing rehabilitation and repair for low income and special needs residents.
6. Creating homeownership opportunities for all households in Flint.

The total federal 2016 allocation administered by various subrecipients is \$4,632,712, not inclusive of unspent previous years' allocations and anticipated program income. This amount is broken down as follows:

- Community Development Block Grant (CDBG) \$3,615,454
- HOME Investment Partnership (HOME) \$691,589
- Emergency Shelter Grants (ESG) \$325,669

GENERAL QUESTIONS

Assessment of One-Year Goals and Objectives

For the program year ending June 30, 2017, the City of Flint received entitlement funds of \$3,615,454 from HUD's CDBG. Subsequently, these funds were awarded to City of Flint departments and non-profit organizations using the Consolidated Planning process in order to meet the goals and objectives of the 5-year Consolidated Plan. Eligible non-profit organizations, functioning in the capacity of subrecipients, were awarded contracts to implement public service activities that were designed to benefit the entire community. Priority was given to programs that focused on youth initiatives, fair housing and small business counseling.

Several amendments were enacted in PY 2016 but none were considered substantial according to the definitions contained in the City of Flint Citizen Participation Plan.

Housing Rehabilitation Initiatives

Providing decent housing is a priority in the Consolidated Plan. In PY16, the City continued to utilize funding for housing repair, Citywide Emergency (CWE) and Neighborhood Stabilization Program (NSP) 1 housing completion. Unspent funds from previous years that were retained in the Division of Community and Economic Development (CED) were authorized for a number of building contractors for emergency repairs and continued to be expended. This program was designed to address repairs to an owner-occupant household where hazards exist that are a threat to the health and safety of the low income family or household. In line with the Master Plan and Blight Elimination Framework, the City implemented an owner-occupied rehabilitation program for income-eligible households in targeted neighborhoods. This CDBG-funded program is implemented through a contract with a Community Development Corporation (CDC) who oversees the marketing, outreach, and home repair activities for income-eligible households.

Public Service Initiatives

Nine public service programs received \$542,000 in CDBG funds. These programs focused on youth mentoring, youth recreation, victim advocacy, adult literacy, neighborhood safety, senior services, mental health, and fair housing & credit repair.

Public Improvement/Blight Initiatives

In the area of public improvement initiatives, public improvement activities were funded for a total of \$1,525,213. Programs financed included facility improvements, neighborhood enhancement programs, code enforcement, residential and commercial demolition.

Emergency Shelter Grant Initiatives

Emergency Shelter Grant funds provided the majority of the City's assistance to address homeless needs identified in the Consolidated Plan. In the 2016-17 program year, a total of \$325,669 in ESG funds were used to address emergency shelter (\$100,325), homelessness prevention (\$83,000), and Shelter Essential Services (\$98,000).

Describe the Manner in which Flint would change its Program

Changing administrative priorities, lack of streamlined processes, and inability to get approval of department proposed activities have impeded the City's ability to expend its funds in a timely manner. Over the past several years, the Department has undertaken several strategies to institutionalize practices and streamline processes. The Division formed an advisory committee comprised of a group of strategic partners, including representatives from the C.S. Mott Foundation, Center for Community Progress, Genesee County Land Bank, Local Initiative Support Corporation, Ruth Mott Foundation, and the Community Foundation of Greater Flint. Several recommendations have been implemented from that group, including the following:

- Limited the type and number of CDBG contracts to better focus city staff
- Prioritized CDBG contracts to focus on youth, blight elimination activities, and housing
- Partnering with subrecipients with solid track records
- Prioritize HOME funds on gap financing for multi-family developments that leverage millions of dollars invested and creates higher numbers of affordable units

- Communicate to the public and elected officials the importance of subrecipient timeliness
- Ongoing training and technical assistance for City staff and subrecipients
- Instituting and implementing sanctions for untimely recipients

Especially as it relates to the HOME program, we have been working with information provided through a Target Market Analysis to make better funding decisions, be compliant with HOME underwriting guidelines and utilizing layered financing mechanisms to leverage scarce resources. We have also developed a housing investment strategy that outlines the City's spending strategies for the next several years. The housing investment strategy is consistent with the City's *Imagine Flint* Master Plan and land use strategy. We have sought approval of this strategy with the expectation that required support will be authorized at the appropriate time to ensure ongoing timely spending of CDBG and HOME funds. It is hoped that these changes to Flint's program will help CED become a "best practice model" of governmental support for community and economic development.

The Division continues to meet with other community partners to identify and implement additional strategies that will continue to strengthen the City's entitlement programs and promote the values of equity, inclusion, and diversity in the City's programs.

Affirmatively Furthering Fair Housing

Genesee County holds the distinction as one of the most segregated areas in the country and in Michigan. Against this backdrop, the City's Fair Housing Program promotes fair housing and equal opportunity in housing and ensures compliance of federal fair housing and equal opportunity laws, rules, and regulations by community non-profit organizations. Citizen outreach and education are key components.

The scope and depth of the discrimination and segregation in Flint and Genesee County was well documented by Dr. Joe Darden in his seminal 1997 study *Impediments to Fair Housing in Genesee County*. Ten years later Dr. Darden's initial study was updated. The 2007 report relied heavily upon 2000 census data and new categories of analysis were added. The 2007 study analyzed housing testing results, lending patterns, subsidized housing, governmental policies, and transportation. The following describes key findings from the 2007 update:

- Testing conducted by the Fair Housing Center of Eastern Michigan indicates that in 37% of tests, evidence of discrimination was found, while no evidence of discrimination was found in 32% of cases. In 31% of cases there were inconclusive indications of discrimination. While these figures represent pervasive discrimination, they also represent a decline from the early years of testing by the Fair Housing Center, when rates of evidence of discrimination approached 80%.
- An analysis of lending patterns from Home Mortgage Disclosure data indicates disparities between acceptance rates for white persons as opposed to minorities. These disparities occur without regard to income. In addition, the rate of mortgage applications by minorities is disproportionately low compared to white populations.

- An analysis of housing indicates that subsidized housing is overly concentrated in racially impacted areas. Minorities make up the largest portion of the population in subsidized housing for families. There is an over-emphasis on senior housing and inadequate emphasis on family housing. The Flint Housing Commission is struggling to become compliant meeting minimum requirements for housing for the disabled.
- A review of local government master plans and zoning was conducted throughout the County. It indicated improvement by governmental units since the Darden study. However, all units did not have master plans, and some units of government have not passed Fair Housing policies. A number of governmental units did not provide zoning access for housing for the disabled in single-family areas.
- A review of transportation was conducted to analyze availability and a mystery rider program assisted with testing. The result of both analysis and testing indicates no evidence of discrimination in public transportation.

In spite of demographic analyses that indicates race-based patterns of discrimination and segregation persisted into the new century, improvement has been evidenced in the area of rental housing. Genesee County still holds its unfortunate distinction as one of the most segregated areas in the country, and the most segregated in Michigan. In addition, demographics indicate segregation based upon disability is emerging as a fairness issue.

The 2007 Analysis also offered recommendations to reduce fair housing impediments in Genesee County. One such recommendation was to continue to conduct studies on fair housing related topics in an effort to discover barriers to fair housing. Examples of topics considered important include lending practices, transportation patterns, and affordable housing availability for persons with disabilities. Legal Services contracted with Patricia Baird in 2012 to analyze residential lending patterns and practices in Genesee County. The following were recommended actions to remove the barriers to fair housing identified in the area of residential lending:

- Conduct further investigation of lending institutions with high differential acceptance rates between Caucasians and minorities. This includes paired testing by the Fair Housing Center of Eastern Michigan to discover any discriminatory lending patterns such as difference in quality of service and information provided. The testing program should target those institutions where the African-American and Caucasian disparity is above the County average.
- Conduct paired testing of lending institutions not located in minority neighborhoods with a focus on race, assigning Caucasian and African-American testers.
- Conduct paired testing on lending institutions with a low number of minority applicants.
- Contact lending institutions regarding parking lots not in compliance with American with Disabilities Act regulations. The Fair Housing Center of Eastern Michigan should act as a consultant concerning parking standards.

- Contact lending institutions regarding their web-based advertising, recommending advertising to include all protected classes.
- Contact lending institutions with a recommendation to advertise in all neighborhoods.

The City of Flint continues its historical role of providing funding for housing discrimination testing and enforcement, and has contracted with Legal Services of Eastern Michigan's (LSEM) Fair Housing Center to coordinate this effort. LSEM currently oversees programs relating to housing discrimination testing and training, as well as fair housing education and advocacy.

Over the course of the next year, the City of Flint will be collaborating with partners Genesee County and the Flint Housing Commission on a regional Assessment of Fair Housing. This undertaking will provide a much needed update to the current fair housing conditions within the City, as well as the region as a whole, and lay out steps that will be taken to address the needs of the community moving forward.

Other Actions in the Action Plan Taken to Address Obstacles to Meeting Underserved Needs

The City continues to identify and address obstacles and propose actions to meet the needs of the underserved. The City is strategic in its efforts to target and leverage resources to increase neighborhood stability through the creation of small to large-scale market changing or transformative redevelopment projects, meeting housing demand through scattered rehabilitation, providing incentives to existing and new homeowners, combatting homelessness, and abating lead paint hazards. The following represents a partial list of key actions.

- **Increase the capacity of housing development organizations**

CED staff continues to work to strengthen the capacity of the CHDOs in their community development efforts through the refinement of its certification and re-certification process (related to specific projects), providing technical assistance during the project development phase, sharing HUD-sponsored training opportunities. The City has revamped its CHDO application process and has provided intensive technical assistance to applicants regarding their applications.

- **Eliminate blight**

The City has adopted a comprehensive blight elimination framework. According to the City's *Beyond Blight: City of Flint Blight Elimination Framework*, 19,942 properties are in need of blight elimination. This includes commercial buildings, residential structures, and vacant lots, and represents more than one-third of all properties in the City. The *Framework* calculates the total cost of removing blight at over \$107 million over five years. This factors in demolition (66% of the total cost), mowing (28%), waste removal (5%) and boarding (1%). The shortfall is estimated at more than \$98 million, more than two-thirds of which is attributed to privately owned property. Therefore, the *Framework* recommends rethinking and rebuilding local systems related to property maintenance standards, including code enforcement. In addition, alternative options for filling the funding gap such as maintenance innovations to reduce mowing needs and exploring partnership with anchor institutions and businesses are being sought. The City of Flint and the Genesee County Land Bank Authority have already taken steps to implement the Framework's recommendations, such as planting

clover on 1,200 vacant lots to reduce mowing needs, increasing the number of community groups engaged in creative board-ups, and aligning federal CDBG funds with Framework's priorities to support neighborhood improvement projects.

- **Increase desirable housing stock**

A key factor contributing to strong, vibrant neighborhoods is the desirability of its housing stock. Increasing the desirability of a neighborhood's housing stock will increase investment. Property investment and homeownership must be increased to stabilize targeted traditional residential neighborhoods, especially those that are considered on the "tipping point" of being non-stable versus stable. Strategies that will build a stronger real estate market in weak market areas will be strengthened including using Neighborhood Enterprise Zone to incentivize homeowners to invest in their homes, targeted code enforcement, assistance for home repair, and down payment assistance to assist new homeowners.

- **Expand housing units for homeless and at-risk families**

The City will use funds to support and expand the supply of affordable housing options to assist low-income households retain their homes and provide emergency, transitional and permanent supportive housing units for homeless and/or at-risk individuals, families, children and youth. The City also will continue to partner with the Continuum of Care system and the Genesee Homeless Task Force to implement their priorities and for assisting homeless people with services, emergency, transitional, and permanent housing.

- **Remove lead-based paint hazards**

As of June 2009 the state of Michigan designated six high risk zip codes within the City for childhood lead poisoning: 48502, 48503, 48504, 48505, 48506 and 48507. The City's homeownership and rehabilitation activities target low to moderate income households. The City of Flint will ensure that all of its federally funded housing programs are in full compliance with the lead-based paint hazard regulations (24 CFR Part 35). This includes directing households to the appropriate resources for lead paint inspection, testing, and abatement of lead-based hazards primarily the current state of Michigan HHS Lead Free Home Program. Funding will be used to provide lead abatement and mitigation services to help eliminate exposure to lead poisoning.

Leveraging Resources

- **Smith Village, a Housing Redevelopment Project**

Neighborhood Stabilization 2 Funds

The "new" Smith Village with its 10 individual home designs offers all of the modern amenities of city living – first floor laundry areas, full basements, open floor plans, attached garages and zero entry access. Smith Village is a prime neighborhood for urban living. This redevelopment provides generous lots, over 60 feet wide, plenty of breathing room, new infrastructure and lots of green spaces. In previous years, the City completed construction of 39 homes, using a combination of NSP2, NSP3, and HOME Investment Partnerships funds. Infrastructure improvements, including streets, sidewalks, utilities and lighting were also installed using CDBG funds. The current program year has focused on the sale of the remaining 7 homes. At the end of the program year, there were 4 purchase agreements in place.

- **NSP1**

During PY16 The City continued to complete and sell houses included in its NSP1 application utilizing CDBG and General Fund. At the end of the program year, 4 houses remain unsold, although purchase agreements have been received on all. The City expects the program will be completed and closed out in PY17.

Master Plan

Since the adoption of the Master Plan on October 28, 2013, the community commitment to advancing the hundreds of strategies found in the plan has truly been amazing. Likewise, the City of Flint has fully embraced the Master Plan, heavily relying on it to develop a multi-year strategic plan, annual budget and two combined capital improvements plans. Additionally, following the adoption of the Imagine Flint master plan, City leadership re-organized multiple divisions into a singular department, with the sole intent of efficiently implementing the master plan. The new Department of Planning and Development includes the functions of Blight and Neighborhood Stabilization; Building, Safety and Inspections; Community and Economic Development; and Planning and Zoning. The combination of these once separate divisions further solidifies the City's commitment to the master plan. Within the community, Flint institutions and organizations are also revising their own strategic plans and policies to align with the plan. Flint residents and community members continue to engage the City in the planning process. On-going, grass roots neighborhood level work combined with community based working groups focused on implementing strategies found in the plan are key strategies staff use to ensure the community vision becomes reality.

Throughout 2015, 2016 and 2017, over 120 Master Plan strategies were initiated with an estimated value of nearly \$40 million.

Broad accomplishments include:

- Creation of the South Flint Community Plan as the output of the HUD Choice Neighborhood planning grant, a \$500,000 grant to address severely distressed public housing
- Partnering with the Flint Housing Commission and Norstar Development USA to implement a 43-unit, mixed-income housing development. An application to the MSHDA LIHTC was submitted in October 2017, which will fund their phase I development project. The City and Norstar Development will also be submitting a HUD Choice Neighborhoods Implementation grant that if successful, will provide \$25 million in funds for future residential development and fund neighborhood stabilization projects.
- Planning Commission approval in March 2017 of the new draft Zoning Code that will hopefully be approved by the City Council in early 2018
- Recipient of the Michigan Association of Planning "Excellence in Community Engagement and Master Planning" award
- Winner of the Congress for New Urbanism's "Mackinaw Award" for excellence in master planning
- Continuing work with 7 neighborhood groups to develop neighborhood planning prep-kits
- Adoption of the data-driven 5-year Blight Elimination Framework
- Continued partnership with over 60 community groups

- Completed over \$150,000 of neighborhood enhancement projects

Highlighted below are just some of the accomplishments and on-going projects related to master plan implementation:

Civic Engagement:

- Continued hosting extensive public meetings and community events, engaging over 250 new individuals
- On-going ward specific workshops dedicated to public zoning outreach
- Attended monthly Flint Neighborhoods United meetings to share updates on Planning & Development projects

Housing & Neighborhoods:

- Completion of a citywide neighborhood assessment including 51,607 parcels
 - Reporting of over 250 non-functioning lights and facilitating the replacement of 200 non-functioning street lights over a eight month span
 - Creation of a web-based, interactive portal for monitoring property ownership, community maintenance of vacant properties, and street light functionality
 - Development of a community based form to submit outages
- Partnering with community stakeholders in the demolition of nearly 3,000 blighted and abandoned homes, complete within 18 months and totaling over \$35 million in leveraged funding
- Receipt of a 2015 HUD Choice Neighborhoods planning grant to develop strategies to relocate the isolated Atherton East public housing development and improve services and programming for the South Flint community
- Receipt of a \$320,000 grant from the Ruth Mott Foundation to hire a Neighborhood Planner and create community lead neighborhood plans.
- Rehabilitation of formerly abandoned Swayze Apartment building and adjacent new construction of 2nd apartment building as part of Swayze Court housing project
- Development and implementation of the Flint Property Portal, which allows for residents to report blighted conditions and upload photos to better assist with the City's code enforcement efforts. The online portal and cell phone application development was made possible through a partnership between the City of Flint and the Genesee County Land Bank, which committed \$20,000 toward the effort

Transportation & Mobility:

- Development of an interactive sidewalk assessment and walkability audit tool that was implemented by over 40 community groups to assess 2,500 miles of sidewalks
- Contribute \$35,000 toward the engineering for a road diet for South Saginaw Street.

- Applied for and received a \$20 million TIGER grant for the reconstruction of Atherton Rd. and Dupont St. Reconstruction will include implementing “complete streets” and upgrading lighting to LED.

Environmental Features, Open Space & Parks:

- The ongoing management of 5 public park improvement projects totaling over \$2.6 million in capital improvements
- Completion of 5 public park improvement projects totaling over \$1.3 million in capital improvements
- Creation of community-led 5-year Community Park Improvement Plans for 4 community parks
- Recruitment, training and placement of 49 neighborhood groups as members of the City’s Adopt-a-Park program
- Extended and expanded partnership with Genesee County Parks and Recreation to provide additional public services to 12 City of Flint parks including capital improvements, free family programming, patrols by Park Rangers, event management services, and increased park maintenance

Infrastructure & Community Facilities:

- The approval of 2017 combined Capital Improvement Plan (CIP)
- 50/50 sidewalk repair program creation and implementation
- Expansion of a rain garden on public park space to capture and treat rainwater naturally
- Over \$100 million in critical water infrastructure repairs including, but not limited to: residential water service line replacement, watermain replacement, Flint water plant upgrades, free public water filters for residential and commercial businesses

Economic Development & Education:

- To support its strategic economic development plan, the City, using funding awarded in the Mott Foundation’s Financial Recovery Technical Assistance Grant, contracted with Best Practices Consulting Services. More than a dozen small business participants participated in a small business training program. The program provided an accelerated training platform connecting participants with community support and resources to aid the growth of their individual business interests.
- In line with its economic revitalization strategy, the City used State programs such as the Commercial Rehab Act and the Obsolete Property Rehabilitation Act to

- provide incentives to developers. Developers could use these incentives to transform long vacant properties into viable business operations.
- Using both Commercial Rehabilitation Act funding of \$7 million and Michigan Community Revitalization funding of \$2.5 million, Skypoint Ventures completed the rehabilitation of the Ferris Building. The final product was the creation of the Ferris Wheel, an innovation hub and co-work space. The co-workspace allows a new or small entrepreneur the flexibility of a convenient business location outside of the home, as well as access to a conference room and other business amenities without the commitment of a long-term lease. By providing technical assistance, local college students staffing the Ferris Wheel assist residents in taking their ideas from concept to the marketplace. With the guidance of the management staff, each student is given the opportunity at a hands-on approach to innovation, which serves as valuable work experience for the student's entry into the job market.
 - Using the Obsolete Property Rehab Act, the Mott Culinary Arts program will be permanently relocated to the heart of downtown Flint. The new space will allow the school to double its teaching staff, expand its curriculum to train more students for careers in the fast growing culinary field, and to relocate the Applewood Café. The project cost is expected to be \$11.9M.
 - Investment in Oak Business Center and the renewal of Metro leases/property management
 - Continued utilization of the MSHDA-approved housing target market analysis
 - Working to obtain designation as a Redevelopment Ready Community. Such a designation demonstrates a city's ability to attract and retain businesses, offer superior customer service and offer a streamlined development approval process making pertinent information available

Public Safety, Health & Welfare:

- Flint Fire Department was awarded the Staffing for Adequate Fire & Emergency Response (SAFER) grant in the amount of \$3,767,280 and \$267,067 for Personal Protection Equipment.
- Land Bank received \$500,000 in match funds for demolition projects in the City of Flint
- Flint police partnering with Factory 2 and the US IGNITE Flint FIBER project to implement smart technology to reduce crime and improve efficiency.
- The Flint Police Foundation was awarded a \$1.08 million grant for its North End Community Crime Strategy program, which will help police utilize real-time data and expand the Blue Badge Volunteer Corps and the Citizens Radio Patrol program

- Partnered with UM-Flint, University Avenue Corridor Coalition, and the United Way on the Urban Safety Corps Program, a program that deploys 10 service members to help eliminate blight and reduce crime along University Avenue and in 4 Flint neighborhoods
- Successful implementation of a regionally combined 911 fire and police dispatch service
- Ongoing, substantial upgrades to City of Flint police cruisers to include web-based reporting systems

Arts & Culture:

- Ongoing partnership with the Flint Public Art Project on the integration of public art within Master Plan subarea locations
- Development of the tag, #ArtsFlint to actively market and brand Flint's unique cultural amenities
- Partnership with UofM-Flint Art & Design students to develop historical and environmental interpretive signage for the Max Brandon Eco-Park project

Although faced with continued challenges and staff limitations, the City continues to actively leverage millions of dollars in funding for planning projects and implementation activities. The City will continue to move forward on the adoption of its draft zoning code and the Choice Neighborhoods planning process.

Housing & Neighborhoods:

- Received technical assistance from TDA, Inc focused on closing out all grants related to Smith Village, improving CED's processes and helping develop and implement streamlined financial processes.
- Partnered with the Genesee County Land Bank (GCLB) on implementation of the Hardest Hit Funds (HHF) demolition program. Since 2014 the GCLB has received over \$65 million in HHF . An estimated 5000 structures will have been torn down by the fall of 2018.

MANAGING THE PROCESS

The Division of Community and Economic Development serves as the lead agency for coordination of the Federal entitlement resources listed in the PY2016 Annual Action Plan. The Division worked closely with all of the organizations and entities involved in the implementation of the community development strategies identified in the Consolidated Plan.

The City of Flint ensures compliance with HUD statutory and regulatory program and planning requirements through its review of all activities proposed to be funded with CDBG and HOME. CED staff members participate in the application review committee, which primarily functions to:

review proposals and to ensure that all meet a National Objective, are eligible program activities, address at least one of the priority areas stated in the current, HUD-approved community Consolidated Plan, and meet any other programmatic guidelines or priorities as identified by City leaders.

Once funded, the Division also ensures compliance by desk monitoring through the review of all reimbursement requests and financial and activity reports submitted by sub-recipients. In addition, the Division provides comprehensive, regular technical assistance, and has a goal of risk-based monitoring of each sub-recipient. The risk score will determine the frequency of the monitoring. Currently, the Department monitors all sub-recipients annually, but with the implementation of the risk-based model this is subject to change.

CITIZEN PARTICIPATION

On Tuesday, November 14, 2017, the City of Flint published a notice in the Flint Journal announcing the availability of the 2016-2017 Consolidated Annual Performance and Evaluation Report. The notice provided the exact date, time and location of the Public Hearing. The 2016 CAPER was available for public review on Tuesday, November 14, 2017. The public comment period began on Tuesday, November 14, 2017 and continued through November 29, 2017. The 2016 CAPER contained the formula grant programs, the total funds available, including program income, the total amount expended during the reporting period, and the geographic distribution and location of expenditures by Census Tract and Block Group.

As advertised in the Flint Journal, the City of Flint held a Public Hearing on Monday, November 27, 2017 regarding the 2016 CAPER.

The public notice documenting notification of the public hearing related to the CAPER is included in an Appendix to this CAPER.

FEDERAL FUNDS AVAILABLE FOR FURTHERING THE OBJECTIVES OF THE CONSOLIDATED PLAN

During Program Year 2016-17 CDBG funds in the amount of \$3,615,454, ESG funds in the amount of \$325,669, and HOME funds in the amount of \$691,589 were made available for use in this program year.

100% of CDBG, HOME, and ESG funds were committed for eligible projects. During the program year, the City expended \$3,835,798 in CDBG funds. The majority of activities were available to residents city-wide, but blight elimination activities were prioritized for low- and moderate-income census tracts.

In order to address the substantial need present in low and moderate income neighborhoods, the geographic priority for low-mod area benefit activities encompasses all eligible low-mod areas. These include the following census tracts: 1 (block group 1), 2, 3, 4, 5 (block groups 3 and 4), 6, 7, 8, 9, 10, 11, 12 (block groups 3 - 5), 13 (block groups 3 and 4), 14, 15, 16 (block group 2), 17, 18, 19, 20, 22, 23, 24 (block group 1 and 2), 25, 26 (block groups 1 - 4), 27, 28, 29, 31 (block group 2), 32 (block groups 1, 2, and 4), 34, 36 (block groups 1-4), 37 (block groups 1-3), 38, 40 (block groups 1-3), and 41.

The priority to improve neighborhoods was addressed through a number of programs using CDBG, and ESG funds citywide. This approach utilized social service programs, emergency housing repairs, demolition of unsafe, blighted structures, improvement to public facilities, advocacy, counseling and shelter assistance, and recreation activities to improve the quality of life in Flint neighborhoods.

CDBG funded public service activities were offered to residents citywide. Several agencies, located in the central business district (census tract 28) provide services to residents throughout the city. These agencies include the YWCA Victim Advocacy program, Genesee County Youth Corporation, Big Brothers Big Sisters, Police Activity League, and Legal Services of Eastern Michigan. Mott Community College executed literacy programs for both youth and adult literacy.

The PY16 allocation of HOME funds were fully utilized for the three projects –a new construction live/work duplex, in support of four units in the Coolidge school redevelopment project, and new construction townhome quad at Sylvan Court.

The City of Flint contracted with the Genesee County Land Bank during PY17 to demolish residential and commercial structures citywide.

Additionally, CDBG funds were utilized by GCCARD to implement a citywide emergency repair program, and by the Genesee County Habitat for Humanity to implement an owner-occupied home repair program in targeted traditional single-family neighborhoods

ESG-funded programs serve clients citywide. Shelter of Flint provides citywide services at its facility in census tract 23. REACH and Genesee County Community Action Resource Department are located in census tract 28. My Brother's Keeper is located in census tract 14.

Maps depicting these target areas are attached in the appendix. Also attached are charts illustrating the racial breakdown of the City, as described below:

The racial majorities in Flint are Black and White. The racial composition of the City of Flint, according to the 2000 census, is as follows:

Black (either alone or in combination with some other race)	– 52.4%
White (either alone or in combination with some other race)	– 41.6%
American Indian and Alaska Native (alone or in combination)	– 2.2%
Asian (alone or in combination)	– 0.7%
Native Hawaiian and other Pacific Islander (alone or in comb.)	– 0.1%

The maps included illustrate the breakdown of racial concentrations by census tract. Out of the 36 low and moderate-income census tracts in Flint, 24 census tracts, or 67%, have a racial concentration of African Americans. These include census tracts 1-15, 17-18, 20, 25, 29, 31-32, 34, and 37. The other 12 census tracts, or 33%, are primarily comprised of White Americans. Depicted pictorially, the northeast and southwest quadrants of the City are areas of white concentration, while the southeast and northwest quadrants of the city are primarily African American.

INSTITUTIONAL STRUCTURE

The City of Flint has identified an institutional structure through which it will carry out its affordable and supportive housing strategy. The structure includes organizations from several backgrounds. These organizations represent private firms, local, non-profit agencies and local and state agencies.

The support of public, private and non-profit organizations continues to be important to the success of City programs. Strategic and timely collaboration was at the heart of the institutional approach to meeting the needs of Flint residents and delivering outcomes during the program year. A partial listing of such organizations is provided below.

Public Institutions

- State of Michigan
- Michigan State Housing Development Authority (MSHDA)
- Economic Development Corporation (EDC)
- City of Flint Departments and agencies within the municipality
- HUD Field Office, Detroit, Michigan
- Flint Housing Commission
- Genesee County
 - Metropolitan Planning Commission
 - Land Bank
 - Department of Human Services
 - Community Mental Health Department
 - Continuum of Care

Private Institutions

- Local banks and financial institutions
- Hurley Medical Center
- Flint Area Association of Realtors
- Genesee Landlords Association
- Private developers, builders, appraisers and other real-estate professionals

Non-Profit Institutions

- Legal Services of Eastern Michigan
- Disability Network
- University of Michigan-Flint
- Mott Community College
- Metro Community Development
- Shelter of Flint
- Flint River Corridor Alliance
- YWCA of Greater Flint
- Uptown Reinvestment Corporation
- Genesee County Habitat for Humanity
- Court Street Village Housing Corporation
- C. S. Mott Foundation
- Ruth Mott Foundation

- Community Foundation of Greater Flint
- United Way
- Career Alliance, Inc.
- Valley Area Agency on Aging
- My Brother's Keeper
- REACH
- Ennis Center
- Local Initiatives Support Corporation (LISC) (State and National offices)

Monitoring

The City of Flint uses monitoring as a tool to evaluate program performance and ensure that statutory and regulatory requirements are being met.

Desk monitoring is one of the tools utilized to identify potential monitoring issues. This process helps ensure that subrecipients are monitored in all important areas of program administration and regulatory compliance at the time of receipt of the payment request. Areas include 1) program performance review (National Objectives, eligible activities, contract objectives, scope of work, contract schedule, contract budget, performance benchmarks); 2) general management practices; 3) financial management practices (accounting system, internal controls); 4) compliance with regulatory guidelines; and 5) record-keeping/reporting practices. In addition, staff monitor activity specific requirements, such as housing rehabilitation, economic development, public facilities and infrastructure, acquisition and disposition, public services, and administration and planning.

All sub-recipients are required to submit monthly financial and activity reports with their payment requests that provide information on the status of the program. These reimbursement requests are reviewed by program staff to ensure compliance with the contractual agreement. Staff review accuracy, budget status and compliance, performance benchmarks, accomplishments, eligibility, and other applicable compliance items as part of the payment review process. Staff also verifies that all required backup documentation, including evidence of procurement and verification of expenses are included. Determinations are made as to whether additional technical assistance or program guidance is required. Follow-up is provided, usually in the form of a telephone call, and documented in writing. In most instances, requests for reimbursement are not processed until all program issues have been resolved satisfactorily.

The City also conducts annual monitoring on-site reviews of its programs. With the implementation of a risk-based monitoring schedule model in the near future, requirements for annual monitoring of sub-recipients may change depending upon assessed risk.

Self Evaluation

In 2016, the strategies, activities and accomplishments described in this report remain consistent with the needs, goals, and objectives stipulated in Flint's 2010-2016 Consolidated Plan. As indicated in the attached IDIS reports, the city made significant progress during Program Year 6 toward achieving the Plan's five-year expenditure and accomplishment goals through the

implementation of programs and the provision of services that address the Plan's high priority needs.

Timeliness

The City of Flint continuously expended CDBG funds at a rate that exceeds 1.5 times the amount (maximum) of the entitlement grant for the current program year. The City's 2016 Timeliness Report indicates a ratio of 1.47, within program guidelines.

After review of all invoices by the City's Community Development (CD) Grant Coordinators, followed by approval of the Program Managers, the Finance Department issues checks to all subrecipients. The City has made great strides in both paying invoices timely (generally within 2 weeks of submission of all appropriate documentation), and drawing down funds (generally within one month of expenditure or expenditure reimbursement). All drawdowns are reconciled at the time the draw is made.

Sub-recipient Monitoring

The City of Flint has developed and is implementing a comprehensive sub-recipient monitoring and technical assistance process. This process is explained at the onset of each contract in a contract review conference with each subrecipient. Depending on the contract start date, monitoring is conducted on an annual basis to determine conformance with the terms of the agreement and compliance with all appropriate entitlement regulations. The City issues a monitoring report within 30 days of completion of monitoring and works together to resolve monitoring findings and provide technical assistance where needed.

The City continued to implement the strategies outlined in 2013 to ensure compliance with federal program regulations, optimize the use of its federal entitlement allocations, and capitalize on the Department's leadership role to create a comprehensive community development delivery system for the City of Flint. During 2016, CED continued to work towards achieving the four strategic objectives outlined by the committee:

1. Reduce blight by strategically investing resources to stabilize Flint's neighborhoods
2. Enhance the quality of life in Flint by improving public safety
3. Increase access to supportive employment opportunities and experiences for Flint's low- and moderate-income young adults, aged 15-24, that includes life skills and education components
4. Develop an effective and efficient housing investment strategy for the City of Flint.

A primary goal in these changes is to move the City's community development programs toward a "best practice model" for implementation of its federal programs.

Lead-based Paint

As of June 2009 the state of Michigan designated six high risk zip codes within the City of Flint for childhood lead poisoning: 48502, 48503, 48504, 48505, 48506 and 48507. The City's homeownership and rehabilitation activities target low to moderate income households.

Through key partnerships across Genesee County, the City continues its commitment to ensuring that all of its federally funded housing programs are in full compliance with the lead-based paint

hazard regulations (24 CFR Part 35). This includes assisting households with the appropriate lead paint inspection, testing, abatement of lead-based hazards, and clearances. Funding during the program year supported lead abatement and mitigation services to help eliminate exposure to lead poisoning.

The federal government prohibited the use of lead-based paint in residential structures in 1978. The City of Flint is on record as home to some of the oldest housing stock in the United States. According to the U.S. Census, 2005-2009, American Community Survey, 91.8 percent of homes were built prior to 1980. Houses built before 1950 pose the greatest hazard of lead exposure to children.

The City of Flint requires that subrecipients implementing housing rehabilitation activities follow federal Lead-Based Paint guidelines. All housing units must be inspected for lead-based paint as a component of the rehab. The inspections must be conducted by a certified lead-based paint inspector. Depending on the level of federal investment, the structure must be abated, or stabilized as necessary, and then receive a clearance inspection.

During PY16 the reorganization of the Department of Planning and Development led to a restructure of CED's housing inspector process. CED partnered with the Division of Building and Safety Inspections to utilize a Building Inspector in its rehab program. A designated BSI inspector monitored and coordinated CDBG and other federally funded rehabilitation projects. He also ensures compliance with local and state building codes. Proper lead-based paint procedures are verified during the inspection process.

HOUSING

Housing Needs

Program Year 6

Affordable housing is a range of both subsidized and non-subsidized housing designed for those whose incomes generally deny them the opportunity to purchase or rent housing on the open market. It is also housing that is safe, appropriate, and accessible where rent or mortgage plus taxes are 30 percent or less of the household's gross annual income. CDBG funding has been used by the City to aid in the maintenance of decent, safe and affordable housing for low to moderate income families.

CDBG funding was awarded for the 2016-17 program year to GCCARD for a City-Wide Emergency Repair Program - \$260,000. Several awards were also made from reprogrammed funds to a number of contractors to implement the NSP1 program and complete the 14 homes initiated under NSP1. During PY16, 4 more homes were sold to qualified buyers. Of the original 14 homes funded with NSP1 funds the totals sold is 7. Realtors are working to enter into purchase agreements to sell the remaining properties.

City-wide Emergency Repair Program

The City of Flint continued its popular emergency repair program to assist eligible residents with repair projects deemed emergencies that threaten the health and safety of residents. \$260,000

in CDBG funding was awarded this program year to the City's non-profit partner Genesee County Community Action Resource Department (GCCARD) for administration of the program on a city-wide basis. With the new allocation, the City was able to increase the overall number of residents assisted through the program. GCCARD markets the program, provides applicant intake to determine eligibility, determines work specifications, bids out the job and oversees the work of contractors who perform the emergency rehab projects. While the project costs per resident cannot exceed \$10,000, many residents reap the benefits of the program with projects such as roof replacements, installation of new hot water heaters, furnaces, structural repair of porch overhangs, plumbing work and other projects deemed as immediate and critical threats to the health, safety and welfare of low-income homeowner/occupants. These threats result from an identified deficiency in the dwelling unit.

Owner Occupied Rehab (OOR) Program

This program is a mainstay of the housing rehab tools offered by the City to address the overall condition of owner occupied dwellings. Using CDBG funds, the City contracted with Genesee County Habitat for Humanity, which was awarded \$230,000 in CDBG funds. For the Habitat rehabs, thresholds were up to \$20,000 per home or \$25,000 if located within an historic district. Homes targeted were mainly owner-occupied and single-family in identified "tipping point" traditional neighborhoods. The principal goal of this program is to assist with the stabilization of the housing stock and to ensure that the income-eligible homeowners can maintain the exterior of their homes along with any interior safety concerns.

Ramps and Accessible Modification Program

While affordable housing for persons with disabilities is always difficult to find, accessible housing for persons in wheelchairs is virtually nonexistent. The majority of disabled persons who desire to return to the community in an independent living setting may find a nursing home is the only option available. To address this problem, CDBG funds were awarded in PY16 to The Disability Network to finance ramps and accessible modification program that allow disabled homeowners to remain in their home.

To expand efforts to maintain affordable housing, the City plans to be more proactive in the area of housing and housing related services in order to help residents remain in their home, locate additional partners that provide rehabilitation services specifically to the elderly and disabled population, build capacity of our CHDO's in the areas of new construction and explore energy efficient products and techniques that will make housing more affordable.

The following chart lists the primary housing activities for program year 2016-17:

Agency or Project Owner	Project Name	# of Units	Funding Amount
Disability Network	Ramp Program	2	\$15,000
GCCARD	Citywide Emergency Repairs	26	\$260,000
Habitat for Humanity	Owner-Occupied Rehabilitation	37	\$200,000

Specific Housing Objectives

Program Year 6 CAPER Managing the Process response:

The 2012-2016 Consolidated Plan, Housing Goals and Objectives focused on the physical state of housing in the city and ways that federal and local resources can be used to address housing issues. Based on input and data received through the planning process, the following goal and objectives were developed.

Housing Goals:

Cultivate a community where property values are protected and enhanced.

Objectives:

1. **Provide rehabilitation assistance**

Improve the quality of low-and moderate-income, owner-occupied and rental housing stock throughout the City to support community stability and neighborhood revitalization efforts by providing rehabilitation assistance.

1. **Expand homeownership opportunities for all households**

Encourage affordable homeownership opportunities for all qualified households by maintaining and expanding existing homeownership opportunities.

2. **Support City-wide emergency repair**

Provide support for owner-occupied emergency repairs for income-qualified owners throughout the City.

Over the course of the 2012-2016 Consolidated Plan, the City of Flint will continue to devote financial resources toward programs that support existing homeowners and promote new opportunities for homeownership. These efforts will include:

- Down payment assistance programs
- Homeownership counseling and home maintenance programs
- Construction of new multi-family housing
- Renovation and rehabilitation of owner-occupied single-family homes in targeted traditional neighborhoods as per the Master Plan and Blight Elimination Framework
- Financing of affordable city-owned single-family homes
- Demolition of substandard single-family homes
- Energy efficiency improvements
- Operation of a Fair Housing Center

In PY2016-17 the Genesee County Community Action Resource Department (GCCARD) operated a citywide emergency repair program in which repairs are made to owner-occupied homes. The program uses staff and general contractors to assist owner-occupant residents with repairs that threaten the health and safety of the family. The 2010-16 Consolidated Plan identifies rehabilitation of substandard homes as a high priority.

The City of Flint continues to address “worst-case” housing needs and housing needs of persons with disabilities through aggressive education, outreach, and testing. The City’s Affirmative

Marketing policy requires the City and its agents to inform applicants, owners and the public about fair housing laws. The policy's objective is to provide information on the availability of rental units to eligible families from all racial, ethnic and gender groups. Components are on-going and include:

- Public awareness of fair housing laws through news releases to the Flint Journal, Genesee County Landlords Association, and a minority-owned newspaper
- The Flint Area Community Housing Resource Board (CHRB) and the Housing Partners of the Greater Flint Area are engaged in a joint effort to focus attention on housing issues in the greater Flint community
 - CHRB meets on a monthly basis in order to gather and distribute useful information concerning fair housing as well as to brainstorm and network with residents and community members to identify strategies to enable residents to better access the information and services available
 - CHRB also sponsors fair housing workshops on an annual basis and partners with organizations like the Genesee County Landlords Association to educate the public regarding fair housing initiatives
- Nonprofit agencies work with the city to make a responsible effort to inform potential tenants and owners about the rules and procedures that relate to rehabilitation
- The Flint Housing Commission is required to inform applicants on its waiting list of the potential vacancies
- The Disability Network provides special education and outreach to disabled individuals and families including home modification assistance

The Flint Housing Commission and nonprofit organizations are required to maintain records on special outreach methods used to meet this objective. The City assesses the effectiveness of the affirmative marketing efforts periodically to ensure that they are effective. Failure to comply with the above rules can restrict the agency or investor from participation in the program.

Public Housing Strategy

Program Year 6 Program Year 6 CAPER Managing the Process response:

The mission of the FHC is to provide the Flint community with quality, affordable housing that is decent, well maintained, and free from drugs and violent crime. The mission is supported by key objectives that include: building livable communities composed of a diverse range of incomes; creating an environment that will nurture and support strong parental roles that demonstrate increased self-sufficiency and lead to economic gains for families.

The FHC has future goals to demolish approximately 72 Scattered Site properties that are in disrepair and updating as many as possible of the remaining Scattered Housing Sites. This will help remove some of the blight in many neighborhoods in the City of Flint.

The FHC is also in the final stages of adopting their Energy Performance Contract. In the past two years, several energy efficient updates have been successfully installed. These include Energy Efficient Windows, Energy Efficient Lighting, Hot Water Heaters and a Green Roof.

The FHC's family complex activities include Computer labs with Internet access; Boys and Girls club activities; Summer Youth workers, Summer Beautification Program; Summer Food Program; Tax Assistance Program; Family Self Sufficiency Program and more.

Activities continuing in FHC's buildings for the elderly/disabled include Exercise Programs, Bingo, Visiting Nurses, Senior Food Box Programs, Health Care Monthly visits, Disability Network Seminars, potlucks, trips and Holiday dinners and programs.

The FHC's objectives are to provide improved living conditions for very low and low income families; provide decent, safe and sanitary housing within a drug free, suitable living environment for residents and their families; avoid concentrations of economically and socially deprived families in any one housing development, provide opportunities for upward mobility for families who desire to achieve self-sufficiency and ensure compliance with Title VI of the Civil Rights Act of 1964 and all other applicable Federal laws and regulations so that the admissions and continued occupancy are conducted without regard to race, color, religion, creed, sex, national origin, handicap or familial status.

The FHC's policies and practices will be designed to provide assurances that all persons with disabilities will be provided reasonable accommodations so that they may fully access and utilize the housing program and related services. A person with a disability may request a reasonable accommodation at any time during the application process, residency in public housing, or participation in the Housing Choice Voucher program.

The FHC is partnered with the City of Flint on a \$500,000 awarded Choice Neighborhoods planning grant, which is a 3-year grant from HUD to engage residents of FHC's Atherton East development and create a community plan that outlines the goals of the residents and how those goals lay the groundwork for a partnership with a developer to do a 1-to-1 replacement of the 192 units. Now that the planning grant is complete, the FHC has retained Norstar as their partner development to start the construction of the new housing.

Barriers to Affordable Housing

Program Year 6 CAPER Managing the Process response:

The City of Flint is committed to allocating funds and resources necessary to reduce barriers to affordable housing. For the City of Flint, barriers to affordable housing are political, regulatory, development and financial. Actions planned by the City to address barriers to affordable housing are listed below:

- Continue to market and promote affordable housing to the community using forums
- Initiate a housing design plan as part of the City's Master Plan process
- Continue partnerships with the Genesee County Land Bank to assemble properties for development
- Continue emphasis on neighborhood preservation of existing affordable housing stock
- Encourage partnerships with non-profit organizations and for-profit builders for affordable housing development projects
- Expand the use of subsidy programs by allocating more federal resources for affordable housing development

- Seek other grant resources to address the need for additional subsidies to help finance the cost of construction
- Continue public improvement projects to reduce the cost to build affordable housing
- Work with lenders and housing counseling organizations in order to address mortgage products that can increase the production of affordable housing and reduce the number of foreclosure actions within the Flint community
- Continue addressing internal systems within City government in the areas of inspections, allocation of adequate financial resources for housing, plan review and zoning processes, and other identified areas that impact the delivery of affordable housing.
- Partner with the Flint Housing Commission on the HUD Choice Neighborhoods planning grant process with the goal of being awarded a Choice Neighborhoods implementation grant to assist with the development of 1-for-1 replacement of Atherton East units.

HOME Investment Partnerships Program

Program Year 6 CAPER Managing the Process response:

1. Assessment of Relationship of HOME Funds to Goals and Objectives

The 2012-2016 Consolidated Plan, Housing Goals and Objectives focused on the physical state of housing in the city and ways that federal and local resources can be used to address housing issues. Based on input and data received through the planning process, the following goal and objectives were developed.

Goal:

Cultivate a community where property values are protected and enhanced.

Objectives:

1. **Provide rehabilitation assistance**
Improve the quality of low-and moderate-income, owner-occupied and rental housing stock throughout the City to support community stability and neighborhood revitalization efforts by providing rehabilitation assistance.
2. **Expand homeownership opportunities for all households**
Encourage affordable homeownership opportunities for all qualified households by maintaining and expanding existing homeownership opportunities.
3. **Support City-wide emergency repair**
Provide support for owner-occupied emergency repairs for income-qualified owners throughout the City.

Over the course of the 2010-2016 Consolidated Plan, the City of Flint will continue to devote financial resources toward programs that support existing homeowners and promote new opportunities for homeownership. These efforts will include:

- Down payment assistance programs
- Homeownership counseling and home maintenance programs
- Construction of new multi-family housing
- Renovation and rehabilitation of owner-occupied single-family homes in targeted traditional neighborhoods as per the Master Plan and Blight Elimination Framework
- Financing of affordable City-owned single-family homes
- Demolition of substandard single-family homes

- Operation of a Fair Housing Center

Because of complexity concerning the use of HOME funds in relation to the CDBG funds, HOME contracts executed with sub-recipient agencies and CHDO's are active for a 24-month period.

2. HOME Match Report

HOME Match Report HUD-40107-A attached in the appendix

Participating Jurisdictions are required to make contributions to housing that qualifies as affordable housing under the HOME Program. During a fiscal year, the contributions must total not less than 25 percent of the HOME funds drawn from the PJ's HOME Investment Trust Fund Treasury account in that fiscal year for project costs, unless the PJ has received a reduction in the match requirement. Eligible forms of matching contribution are listed at 24 CFR 92.220.

In addition to the above information, Section 92.222 of the HOME regulations indicates that HUD may grant a match reduction to PJs, if it finds that local government is in fiscal distress or severe fiscal distress. The match obligation for PJs in fiscal distress and severe fiscal distress may be reduced by 50 and 100 percent respectively, for the fiscal year in which the finding is made and the subsequent fiscal year.

The City's match obligation for the period beginning July 1, 2016 through June 30, 2017 is -0-.

3. HOME MBE and WBE Report

HOME MBE/WBE Report attached in the Appendix

4. Assessments

a) Results of On-Site Inspections of Rental Housing

The City of Flint has and will continue to utilize HOME funds to create affordable rental housing for low to moderate-income families within the city. Since 1992, the city has contributed HOME funds to the following rental housing developments:

At the time of its construction, Avon Park was the first 56-unit family development constructed in the city in over 20 years, providing affordable housing for 17 low-income families. Of the 17 housing units, four were assisted using City of Flint HOME funds. The development was placed in service in February 1995. Annual inspections have been conducted for all four housing units, to ensure that units meet Housing Quality Standards.

Court Street Village West, a 106-unit elderly rental housing development near downtown, provides affordable rental housing for retirees and seniors within the City of Flint. This housing development, offering unique services and amenities, was constructed under MSHDA's 70/30 tax – exempt bond financing program. The city contributed HOME funds for 8 housing units that are being rented to low income individuals. The housing development was placed in service during November 1993. All eight housing units are being maintained in accordance with Housing Quality Standards.

Carriage Town Square, a multi-family rental housing development constructed during 1995 in the Carriage Town area, provides affordable housing to low income residents. Two of the units constructed were financed using Home Investment Partnerships Funds. The housing complex was placed in service during December 1995. Both housing units have annual Housing Quality Standards inspections performed by a certified Housing Quality Standards inspector.

Shiloh Commons is a development of 125 rental housing units. Eleven of these units are HOME-assisted using city HOME funds.

First Street Lofts, located in downtown Flint, is a \$5.3 million dollar conversion of the vacant seven-story Republic Bank office building for residential loft apartments. Four units were made available to persons of low to moderate income.

Berridge Place, in downtown Flint, has 11 HOME assisted units. The City invested \$1,325,000 in HOME funds in this project. All units passed inspection in this program year. There is an ongoing process with HUD for a waiver to add additional HOME funds to the project. Swayze Court, on West Court just outside of downtown, is a 36 unit renovation/new construction project that opened in PY 16 focused on residents at risk of homelessness. 4 units were supported with HOME funds.

b) Affirmative marketing actions

As in prior years, Flint continues to further its commitment to non-discriminatory and equal housing opportunities for low-income families. For HOME-assisted multi-family rental housing developments consisting of five or more units, each site is required to develop and maintain an Affirmative Marketing Plan. This plan entails special outreach efforts that are made to market rental housing units, when units are advertised to be filled. A copy of these plans and updates are maintained by the City. Affirmative marketing performance continues to be monitored throughout the HOME affordability period.

c) Outreach to minority and women owned businesses

All non-profit organizations are sub-contracted with the City, and are required to notify minority and women owned businesses when bids are needed for services. Bids are always solicited in a newspaper of general circulation that encourages minorities and women business owners to apply. The City of Flint has assembled information to begin a "minority" contractor list. Additionally, the Swayze Court Apartments project performed active outreach to minority and women-owned businesses for sub-contracting opportunities with their primary contractor.

Anti-poverty Strategy

The City of Flint acknowledges the need to address poverty throughout the community and will seek to reduce the number of families that are below the poverty line by pursuing the following strategies:

- Provide financial support to organizations offering necessary services, such as food, senior services, and counseling programs
- Continue to provide assistance to extremely low-income households in the improvement of their homes with CDBG funded programs

- Provide homeownership programs to support homeownership and the accumulation of equity
- Lead-based paint abatement to address child lead poisoning
- Fund infrastructure improvements to enhance neighborhoods and increase property values
- Provide financial support to organizations which provide referrals to special needs persons
- Economic development programs aimed at developing job training and employability skills
- Support youth and childcare programs which provide mentoring and role models for children

In program year 2016-17 the City of Flint focused CDBG, HOME, and ESG funds to meet its anti-poverty strategies.

HOMELESS

Homeless Needs

Program Year 6 CAPER Managing the Process response:

The Flint/Genesee Continuum of Care (COC) first created a 10-Year Plan to End Homelessness in 2006 and revised the plan in 2010. The COC is a county-wide collaborative comprised of numerous individuals, agencies and organizations. Metro Community Development serves as the lead agency for the COC and coordinates efforts of the Genesee Homeless Task Force in collecting homeless data, conducting homeless needs assessments, point-in-time counts, and developing community supported strategies to end homelessness in Flint and Genesee County. The following goal and objectives support the initiatives undertaken by the Continuum of Care.

Homeless Goal:

Help to prevent and reduce homeless in the City of Flint

Objectives:

- Develop data collection, measurement and information technology tools to evaluate our progress in ending homelessness in Genesee County
- Expand supply of and ensure access to affordable and safe housing for homeless and/or at-risk individuals, families, children, youth and veterans
- Strengthen and expand efforts to prevent homelessness among individuals, families, children, youth and veterans
- Increase access and utilization of mainstream services and community resources for those who are homeless or at risk of becoming homeless
- Build a public agenda and political will to end homelessness for individuals, families, children, youth and veterans
- Support existing permanent supportive housing opportunities by providing opportunities for homeownership as a step in the Continuum of Care
- Support existing transitional living opportunities and seek to expand these opportunities as funding permits

Specific Homeless Prevention Elements

Program Year 6 CAPER Managing the Process response:

Specific Homeless Prevention Elements

The City of Flint worked cooperatively with area homeless services providers to address needs and take necessary actions to assist homeless persons and families. Continuum of Care agencies provide both transitional and permanent supportive housing services to homeless and at risk persons and families as they work towards independent living.

Three sources of Homelessness Prevention and Rapid Re-Housing funds granted to the City of Flint, Genesee County, and MSHDA assist individuals and families who are at-risk of becoming homeless.

In addition, several agencies in the City of Flint, working through the Continuum of Care were awarded Shelter Plus Care funds and Supportive Housing Program funds for activities to assist the homeless population in Flint and Genesee County.

Emergency Solutions Grants (ESG)

Program Year 6 CAPER Managing the Process response:

1. Actions to address emergency shelter and transitional housing needs of homeless individuals and families

The Flint/Genesee Continuum of Care (COC) is the primary method for addressing emergency shelter and transitional needs of homeless individuals and families in the City of Flint. The COC is a collaborative effort designed to identify existing resources in the community, eliminate duplication, develop seamless housing/homeless related services, insure leveraging of mainstream and private sector resources, and maximize community partnerships. Metro Housing Partnership is the lead agency for the Flint/Genesee Continuum of Care.

To address homelessness in Genesee County, the Flint/Genesee Continuum of Care developed a ten-year Plan, a collaborative effort underway to ameliorate homelessness in the next ten years. The plan defines the scope of the problem using national and local data and research based upon how people are impacted, systemic contributions to homelessness, infrastructure issues, historical response, and lack of coordination and resources. The approach is three fold: to promote community change related to the consciousness and perception of homelessness; to provide safe, secure, accessible and affordable housing to all persons in Genesee County regardless of age, race, gender, sexual preference, disability, or familial status; and to organize a comprehensive and interconnected network of advocacy, no wrong door, and wrap around services aimed at eliminated the cycle of homelessness.

In PY13, the City of Flint initiated a major transition in the way it administered its ESG allocation. The Emergency Solutions Grant Interim Rule dated December 5, 2011, allows a recipient of Emergency Solutions Grant funds to delegate administration of funds to one or more

subrecipients. In this case, the City was trying to optimize the use of its administrative funds to ensure continued compliance with federal program regulations, while lessening transactional responsibilities for DCED's reduced staff.

The City identified Metro Community Development (Metro) as a partner that it could enlist to expand its capacity by sharing administrative responsibilities, specifically those related to management, oversight and monitoring of ESG program participants. Metro Community Development is the regional Continuum of Care (CoC) lead and functions in a very similar role for the State of Michigan's ESG program. Metro also functioned in a similar capacity for the City with the Homeless Prevention and Rapid Rehousing (HPRP) program. In addition, Metro is the Homeless Management and Information System (HMIS) administrator for the CoC, and already provides training and technical assistance to the local CoC partners, thus this relationship with the City provides a natural extension of that role.

The redesign shifts the City out of direct contractual relationship with the nonprofit agencies carrying out ESG-funded activities. The subrecipients now contract directly with Metro, although the City retains authority to decide on overall allocations among activities, and continues to make awards to applicant organizations. The City makes payment directly to Metro, following Metro's invoice review and approval by Metro. The advantages of partnering are as follows:

- Capitalizes on Metro's expertise in this specialized area allowing other stakeholders and community participants to benefit from their knowledge;
- Limited ESG administration resources are maximized by allocating to an organization that already provides similar services for related activities;
- City can strengthen its capacity to provide technical assistance and training to the administrator, and be less encumbered by administrative requirements including contract development, verification of insurance, invoicing and monitoring.

2. Assessment of Relationship of ESG Funds to Goals and Objectives

The City's Strategic Plan supports the Continuum of Care plan through its goal to help prevent and reduce homelessness in the City of Flint. The goal of ending chronic homelessness was approached through the dual approach of affordable housing and supportive services.

The following organizations received 2016-17 ESG funds by category:

Shelter Essential Services – Genesee County Youth Corporation received \$30,000, the YWCA received \$10,000, My Brother's Keeper received \$20,000 and the Shelter of Flint received \$38,000 to provide essential services to youth, families with children, men, victims of domestic violence and sexual assault and veterans.

Emergency Shelter Operations – Genesee County Youth Corporation received \$16,325, Shelter of Flint received \$58,000, the YWCA received \$18,000 and My Brother's Keeper received \$8,000 for operations funding for their shelter populations targeting the populations identified above.

Homelessness Prevention – Legal Services was awarded \$8,000 for Housing and Utility legal assistance, GCCARD was awarded \$75,000.

Data Collection – Metro Community Development was awarded \$19,920 to serve as the HMIS Coordinator and to provide training and technical assistance to all ESG subrecipients.

3. Matching Resources

The City required agencies receiving ESG funding in 2016-17 to provide a one-for-one match. This requirement was met through a number of sources, including other Federal funds, state grants, and in-kind contributions, fundraising and charitable donations.

Sources of match funds include the following: MSHDA, United Way, DHS, Center for Civil Justice, and agency in-kind.

4. State Method of Distribution

Funding was received directly from U.S. Department of HUD.

5. Activity and Beneficiary Data

The activity and beneficiary data for ESG Program Year 2016-17 is attached to this report in the Appendix. In 2006, the Department modified its procedures to begin collecting match verification information with the submission of its monthly direct benefit information. This has allowed staff to confirm that match funds were actually received during the year. This method of collecting information continued in 2016-17 through the City's partnership with Metro Community Development.

Discharge Policy

The City of Flint participates in the Continuum of Care, which identified the challenge of the discharge of persons from publicly funded institutions or systems of care. The most common problem is the release of prisoners from State prisons with mental health and/or substance abuse problems.

Agencies that provide shelter or supportive services for the homeless are charged with assisting this population. To address these concerns the Continuum of Care has made an effort to include representatives from the Department of Corrections and health institutions as participants in the Continuum meetings. The Michigan Prisoner Reentry Program through the Department of Correction has established an office in Flint and works with the Continuum of Care and Local Initiative Support Corporation.

Local homeless service agencies require the completion of a survey for all clients at the time of completion/departure from the program. The Continuum of Care developed discharge policies that are currently being implemented by organizations.

Again for the 2016 ESG PY, applicants were required to provide assurance of a Discharge Coordination Policy in order to be considered eligible for ESG Program funds. The City of Flint has streamlined these procedures into a consistent policy citywide.

COMMUNITY DEVELOPMENT

Community Development

1. Assessment of Relationship of CDBG Funds to Goals and Objectives

The overall community development goal and objectives identified in the 2012-2016 Consolidated Plan are listed below:

Community Development Goal:

Promote neighborhood revitalization and activities to enhance the quality of communities in low and moderate income areas.

Objectives:

1. **Provide funding to repair and improve infrastructure, including sidewalks, streets, curbs, gutters, and approaches to water and sewer systems in three target areas: Smith Village: Hurley/Carriage Town, and Metawanenee Hills**
2. **Provide Decent Affordable Housing**
3. **Provide funding to repair and improve citywide sewer collection and water distribution systems.** Flint has 540 miles of water distribution lines, 570 miles of sanitary lines and 350 miles of storm sewer lines. All systems are old and in need of maintenance and/or replacement.
4. **Promote accessibility for special needs populations.** Support infrastructure rehabilitation to accommodate special needs populations, including easier access to sidewalks, ramps, and other public rights-of way.
5. **Promote neighborhood revitalization.** Provide funding opportunities to encourage and showcase neighborhood revitalization activities that help to stabilize and improve neighborhoods through clean-up, improvement or beautification.
6. **Sponsor activities for youth and seniors.** Implement a comprehensive recreational program for youth and seniors organized and managed through the City of Flint Parks and Recreation.

The following activities were funded in program year 2016 within the objective categories:

Promote neighborhood revitalization

The Genesee County Land Bank was awarded \$684,213 and began demolition of vacant and deteriorated houses and commercial structures.

The City also prioritized code enforcement as an action to stabilize its neighborhoods and address some of the blight issues. The City of Flint, Development Division was awarded \$499,000 for Code Enforcement activities. The City also allocated funding for the purpose of neighborhood cleanups in the amount of \$90,000 and \$100,000 in Neighborhood Enhancement Programs.

Sponsor activities for youth and seniors

Big Brothers Big Sisters received \$60,000 for mentoring services under the My Brother's Keep President's Initiative, the Boys & Girls Club received \$20,000, PAL received \$58,000, and the United Way received \$80,000 for youth recreation activities. To address the need for adult and child literacy, Mott Community College received \$100,000 for a literacy coalition.

100% of CDBG and ESG funds were committed for eligible projects.

2. Changes in Program Objectives

The City of Flint made no changes in program objectives during Program Year 2016-17 as the City's Consolidated Plan priorities are consistent with HUD's program objectives.

3. Assessment of Efforts in Carrying Out Planned Actions

The primary resources indicated in the Consolidated Plan for 2012-2016 were federal entitlement funds in the form of Community Development Block Grant and Emergency Shelter Grant.

In 2016-17, the City applied for, and received Community Development Block Grant funds in the amount of \$3,615,454 Emergency Shelter Grant funds in the amount of \$325,669, and HOME Investment Partnerships funds in the amount of \$691,589. The City received no requests for Certificates of Consistency.

4. Funds Not Used for National Objectives

All CDBG funds expended met the National Objective of benefiting low- and moderate-income persons or areas.

5. Anti-displacement and Relocation

The Department undertook no activities that involved acquisition, rehabilitation or demolition of occupied real property during Program Year 2016.

6. Low/Mod Job Activities

The Department undertook no economic development activities that resulted in jobs that were made available but not taken by low- or moderate-income persons.

7. Low/Mod Limited Clientele Activities

All activities carried out by the Department of Community and Economic Development either verified income to certify that clients were low-mod, or fell within one of the categories of presumed benefit (by the nature of the activity, or the location of the activity).

8. Program income received

There was no CDBG program income reported in 2016-17.

8a Amount of program income reported that was returned to each individual revolving fund, e.g., housing rehabilitation, economic development, or other type of revolving fund.

In the 2016-17 program year no CDBG program income was receipted.

8b. Amount repaid on each float-funded activity.

The City had no float funded activities.

8c Detail all other loan repayments broken down by the categories of housing rehabilitation, economic development, or other.

The City had no loan repayments in the program year.

8d. Amount of program income received from the sale of property by parcel

The Department did not sell any property in the program year.

9. Prior period adjustments

The Department had no disallowed costs during this reporting period

10. Loans and other receivables

The City made no loans in the program year.

10a. Float Funded Activities

The City has no float-funded activities.

10b. List the total number of other loans outstanding and the principal balance owed as of the end of the reporting period.

EDC CDBG RLF

Loan receivables - \$98,275

Available to lend - \$87,524

FAEC CDBG RLF - Bank Balance - available to lend - \$36.831

10c. List separately the total number of outstanding loans that are deferred or forgivable, the principal balance owed as of the end of the reporting period, and the terms of the deferral or forgiveness.

There are no loans deferred.

10d. Detail the total number and amount of loans made with CDBG funds that have gone into default and for which the balance was forgiven or written off during the reporting period.

No loans made with CDBG funds were forgiven or written off during the reporting period.

10e. Provide a List of the parcels of property owned by the grantee or its subrecipients that have been acquired or improved using CDBG funds and that are available for sale as of the end of the reporting period.

None

11. Lump sum agreements

The City had no float-funded activities, nor lump sum agreements.

12. Housing Rehabilitation

The following chart identifies CDBG rehabilitation programs with completed projects/units during the 2016-2017 program year, total CDBG funds involved in the project, and other public/private funds involved in the project:

	Program Name	# Completed units	Total CDBG funds expended	Other public/private investment
The Disability Network	Ramps and Accessibility	1	\$5,025.00	0
GCCARD	Citywide Emergency Housing Repairs	40	\$820,698.00	0
Habitat for Humanity	Owner-Occupied Rehab in targeted neighborhoods	37	\$200,000	0

NON-HOMELESS SPECIAL NEEDS

Non-homeless Special Needs

Program Year 6 CAPER Non-homeless Special Needs response:

Non-homeless Special Needs is a broad category that applies to any population that is presumed to be low-to moderate income and in need of services. The category covers a large population, including the mentally ill, developmentally disabled, elderly, and other groups.

Goal:

Coordinate with non-profit agencies to provide services that address the mentally ill, developmentally disabled, elderly, and other non-homeless special needs populations.

Objectives:

1. Support a variety of decent, affordable rental housing choices for low-income persons with special needs (e.g. mentally ill, physically handicapped, substance abusers, etc.) with or without supportive services.
2. Support programs and facilities that serve to prevent homelessness, such as legal services, food pantries, emergency assistance and mental health and public services.

The City of Flint continues to address the special needs for non-homeless persons who require supportive housing in a number of ways. The Continuum of Care agencies work together with residents of Flint and community partners to help them to access needed services to prevent people from falling through the cracks.

The City of Flint played an integral role in efforts to reach under-served populations by providing funding designed to address special needs. FY2016-17 public service funding was awarded to Boys and Girls Club, Big Brothers/Big Sisters, Flint Police PAL, and United Way for youth recreation and mentoring services, Legal Services of Eastern Michigan for fair housing investigation and enforcement, Valley Area Agency on Aging for senior services programs, Ennis Center for Children for mental health services, and Mott Community College for literacy programs.

Specific HOPWA Objectives

Program Year 6 CAPER Specific HOPWA Objectives response:

Specific HOPWA Objectives

The City of Flint does not receive HOPWA funding.

Annual Performance Report HOME Program

U.S. Department of Housing
and Urban Development
Office of Community Planning
and Development

OMB Approval No. 2506-0171
(exp. 8/31/2009)

Public reporting burden for this collection of information is estimated to average 2.5 hours per response, including the time for reviewing instructions, searching existing data sources, gathering and maintaining the data needed, and completing and reviewing the collection of information. This agency may not conduct or sponsor, and a person is not required to respond to, a collection of information unless that collection displays a valid OMB control number.

The HOME statute imposes a significant number of data collection and reporting requirements. This includes information on assisted properties, on the owners or tenants of the properties, and on other programmatic areas. The information will be used: 1) to assist HOME participants in managing their programs; 2) to track performance of participants in meeting fund commitment and expenditure deadlines; 3) to permit HUD to determine whether each participant meets the HOME statutory income targeting and affordability requirements; and 4) to permit HUD to determine compliance with other statutory and regulatory program requirements. This data collection is authorized under Title II of the Cranston-Gonzalez National Affordable Housing Act or related authorities. Access to Federal grant funds is contingent on the reporting of certain project-specific data elements. Records of information collected will be maintained by the recipients of the assistance. Information on activities and expenditures of grant funds is public information and is generally available for disclosure. Recipients are responsible for ensuring confidentiality when public disclosure is not required.

This form is intended to collect numeric data to be aggregated nationally as a complement to data collected through the Cash and Management Information (C/MI) System. Participants should enter the reporting period in the first block. The reporting period is October 1 to September 30. Instructions are included for each section if further explanation is needed.

Submit this form on or before December 31.	This report is for period (mm/dd/yyyy)		Date Submitted (mm/dd/yyyy)
Send one copy to the appropriate HUD Field Office and one copy to: HOME Program, Rm 7176, 451 7th Street, S.W., Washington D.C. 20410	Starting 7/1/16	Ending 6/30/17	10/31/17

Part I Participant Identification

1. Participant Number M-12-26-0204	2. Participant Name City of Flint Division of Community and Economic Development		
3. Name of Person completing this report Emily Doerr		4. Phone Number (Include Area Code) 810-766-7426	
5. Address 1101 S Saginaw St.	6. City Flint	7. State MI	8. Zip Code 48502

Part II Program Income


Enter the following program income amounts for the reporting period: in block 1, enter the balance on hand at the beginning; in block 2, enter the amount generated; in block 3, enter the amount expended; and in block 4, enter the amount for Tenant-Based rental Assistance.

1. Balance on hand at Beginning of Reporting Period	2. Amount received during Reporting Period	3. Total amount expended during Reporting Period	4. Amount expended for Tenant-Based Rental Assistance	5. Balance on hand at end of Reporting Period (1 + 2 - 3) = 5

Part III Minority Business Enterprises (MBE) and Women Business Enterprises (WBE)

In the table below, indicate the number and dollar value of contracts for HOME projects completed during the reporting period.

	a. Total	Minority Business Enterprises (MBE)			f. White Non-Hispanic
		b. Alaskan Native or American Indian	c. Asian or Pacific Islander	d. Black Non-Hispanic	
A. Contracts					
1. Number					
2. Dollar Amount					
B. Sub-Contracts					
1. Number	3				
2. Dollar Amount	136793.25			36909.82	99883.43
	a. Total	b. Women Business Enterprises (WBE)	c. Male		
C. Contracts					
1. Number					
2. Dollar Amount					
D. Sub-Contracts					
1. Number	3				
2. Dollar Amounts	136793.25	58631.32	78161.93		



Office of Community Planning and Development
U.S. Department of Housing and Urban Development
Integrated Disbursement and Information System
PR26 - CDBG Financial Summary Report
Program Year 2016
FLINT , MI

DATE: 11-14-17
TIME: 10:10
PAGE: 1

PART I: SUMMARY OF CDBG RESOURCES

01 UNEXPENDED CDBG FUNDS AT END OF PREVIOUS PROGRAM YEAR	3,176,454.59
02 ENTITLEMENT GRANT	3,615,454.00
03 SURPLUS URBAN RENEWAL	0.00
04 SECTION 108 GUARANTEED LOAN FUNDS	0.00
05 CURRENT YEAR PROGRAM INCOME	0.00
05a CURRENT YEAR SECTION 108 PROGRAM INCOME (FOR SI TYPE)	0.00
06 FUNDS RETURNED TO THE LINE-OF-CREDIT	3,870.42
06a FUNDS RETURNED TO THE LOCAL CDBG ACCOUNT	0.00
07 ADJUSTMENT TO COMPUTE TOTAL AVAILABLE	0.00
08 TOTAL AVAILABLE (SUM, LINES 01-07)	6,795,779.01

PART II: SUMMARY OF CDBG EXPENDITURES

09 DISBURSEMENTS OTHER THAN SECTION 108 REPAYMENTS AND PLANNING/ADMINISTRATION	3,150,138.21
10 ADJUSTMENT TO COMPUTE TOTAL AMOUNT SUBJECT TO LOW/MOD BENEFIT	0.00
11 AMOUNT SUBJECT TO LOW/MOD BENEFIT (LINE 09 + LINE 10)	3,150,138.21
12 DISBURSED IN IDIS FOR PLANNING/ADMINISTRATION	390,850.73
13 DISBURSED IN IDIS FOR SECTION 108 REPAYMENTS	294,809.40
14 ADJUSTMENT TO COMPUTE TOTAL EXPENDITURES	136,650.47
15 TOTAL EXPENDITURES (SUM, LINES 11-14)	3,972,448.81
16 UNEXPENDED BALANCE (LINE 08 - LINE 15)	2,823,330.20

PART III: LOW/MOD BENEFIT THIS REPORTING PERIOD

17 EXPENDED FOR LOW/MOD HOUSING IN SPECIAL AREAS	0.00
18 EXPENDED FOR LOW/MOD MULTI-UNIT HOUSING	0.00
19 DISBURSED FOR OTHER LOW/MOD ACTIVITIES	3,150,138.21
20 ADJUSTMENT TO COMPUTE TOTAL LOW/MOD CREDIT	0.00
21 TOTAL LOW/MOD CREDIT (SUM, LINES 17-20)	3,150,138.21
22 PERCENT LOW/MOD CREDIT (LINE 21/LINE 11)	100.00%

LOW/MOD BENEFIT FOR MULTI-YEAR CERTIFICATIONS


23 PROGRAM YEARS(PY) COVERED IN CERTIFICATION	PY: PY: PY:
24 CUMULATIVE NET EXPENDITURES SUBJECT TO LOW/MOD BENEFIT CALCULATION	0.00
25 CUMULATIVE EXPENDITURES BENEFITING LOW/MOD PERSONS	0.00
26 PERCENT BENEFIT TO LOW/MOD PERSONS (LINE 25/LINE 24)	0.00%

PART IV: PUBLIC SERVICE (PS) CAP CALCULATIONS

27 DISBURSED IN IDIS FOR PUBLIC SERVICES	530,772.23
28 PS UNLIQUIDATED OBLIGATIONS AT END OF CURRENT PROGRAM YEAR	410,533.82
29 PS UNLIQUIDATED OBLIGATIONS AT END OF PREVIOUS PROGRAM YEAR	475,828.57
30 ADJUSTMENT TO COMPUTE TOTAL PS OBLIGATIONS	0.00
31 TOTAL PS OBLIGATIONS (LINE 27 + LINE 28 - LINE 29 + LINE 30)	465,477.48
32 ENTITLEMENT GRANT	3,615,454.00
33 PRIOR YEAR PROGRAM INCOME	0.00
34 ADJUSTMENT TO COMPUTE TOTAL SUBJECT TO PS CAP	0.00
35 TOTAL SUBJECT TO PS CAP (SUM, LINES 32-34)	3,615,454.00
36 PERCENT FUNDS OBLIGATED FOR PS ACTIVITIES (LINE 31/LINE 35)	12.87%

PART V: PLANNING AND ADMINISTRATION (PA) CAP

37 DISBURSED IN IDIS FOR PLANNING/ADMINISTRATION	390,850.73
38 PA UNLIQUIDATED OBLIGATIONS AT END OF CURRENT PROGRAM YEAR	593,786.15
39 PA UNLIQUIDATED OBLIGATIONS AT END OF PREVIOUS PROGRAM YEAR	398,201.35
40 ADJUSTMENT TO COMPUTE TOTAL PA OBLIGATIONS	136,650.47
41 TOTAL PA OBLIGATIONS (LINE 37 + LINE 38 - LINE 39 + LINE 40)	723,086.00
42 ENTITLEMENT GRANT	3,615,454.00
43 CURRENT YEAR PROGRAM INCOME	0.00
44 ADJUSTMENT TO COMPUTE TOTAL SUBJECT TO PA CAP	0.00
45 TOTAL SUBJECT TO PA CAP (SUM, LINES 42-44)	3,615,454.00
46 PERCENT FUNDS OBLIGATED FOR PA ACTIVITIES (LINE 41/LINE 45)	20.00%



Office of Community Planning and Development
U.S. Department of Housing and Urban Development
Integrated Disbursement and Information System
PR26 - CDBG Financial Summary Report
Program Year 2016
FLINT , MI

DATE: 11-14-17
TIME: 10:10
PAGE: 2

LINE 17 DETAIL: ACTIVITIES TO CONSIDER IN DETERMINING THE AMOUNT TO ENTER ON LINE 17

Report returned no data.

LINE 18 DETAIL: ACTIVITIES TO CONSIDER IN DETERMINING THE AMOUNT TO ENTER ON LINE 18

Report returned no data.

LINE 19 DETAIL: ACTIVITIES INCLUDED IN THE COMPUTATION OF LINE 19


Plan Year	IDIS Project	IDIS Activity	Voucher Number	Activity Name	Matrix Code	National Objective	Drawn Amount
2014	18	2529	6013280	Neighborhood Enhancement Prog 14-067	03	LMA	\$42,700.00
2014	28	2611	5998228	Brennan Roof Replacement	03	LMA	\$218,953.00
					03	Matrix Code	\$261,653.00
2013	14	2475	6019210	COF Com Demo FHUD14 13-108	04	LMA	\$2,738.71
2014	20	2531	6019210	GCLB Demo/Green Neighborhoods 14-073	04	LMA	\$21,283.36
2014	20	2531	6019217	GCLB Demo/Green Neighborhoods 14-073	04	LMA	\$30,140.00
2015	17	2565	5973522	COF Demolition 15-137 HUD15	04	LMA	\$24,334.66
2015	17	2565	5973854	COF Demolition 15-137 HUD15	04	LMA	\$24,699.46
2015	17	2565	6019210	COF Demolition 15-137 HUD15	04	LMA	\$13,740.25
2015	17	2566	6013368	Glenn Acres/GCLB Demolition 15-054	04	LMA	\$295,521.85
2015	17	2566	6033431	Glenn Acres/GCLB Demolition 15-054	04	LMA	\$21,278.59
2015	17	2566	6073105	Glenn Acres/GCLB Demolition 15-054	04	LMA	\$3,769.17
2015	17	2566	6073107	Glenn Acres/GCLB Demolition 15-054	04	LMA	\$153,147.42
2016	7	2606	6073094	GCLB, Res/Comm Demolition (16-062)	04	LMA	\$1,023.75
2016	7	2606	6073097	GCLB, Res/Comm Demolition (16-062)	04	LMA	\$132,499.64
					04	Matrix Code	\$724,176.86
2015	6	2551	6019210	Mott Community College Literacy Coalition 15-061	05	LMC	\$4,126.08
2015	6	2551	6019217	Mott Community College Literacy Coalition 15-061	05	LMC	\$5,997.65
2015	6	2551	6019220	Mott Community College Literacy Coalition 15-061	05	LMC	\$5,577.55
2015	6	2551	6019226	Mott Community College Literacy Coalition 15-061	05	LMC	\$3,461.36
2015	6	2551	6019227	Mott Community College Literacy Coalition 15-061	05	LMC	\$5,007.69
2015	6	2551	6019230	Mott Community College Literacy Coalition 15-061	05	LMC	\$4,375.67
2015	7	2552	5979779	YWCA Victim Advocacy FHUD16 15-062	05	LMC	\$1,262.27
2015	7	2552	5979796	YWCA Victim Advocacy FHUD16 15-062	05	LMC	\$1,102.17
2015	7	2552	5979802	YWCA Victim Advocacy FHUD16 15-062	05	LMC	\$1,247.15
2015	7	2552	5979816	YWCA Victim Advocacy FHUD16 15-062	05	LMC	\$1,220.07
2015	7	2552	5979824	YWCA Victim Advocacy FHUD16 15-062	05	LMC	\$1,184.19
2015	7	2552	5979872	YWCA Victim Advocacy FHUD16 15-062	05	LMC	\$1,261.32
					05	Matrix Code	\$35,823.17
2015	15	2562	5973869	Brennan Elm Park Senior Transition 15-119	05A	LMC	\$38.02
2015	15	2562	6013368	Brennan Elm Park Senior Transition 15-119	05A	LMC	\$510.00
2015	15	2562	6013371	Brennan Elm Park Senior Transition 15-119	05A	LMC	\$1,328.38
2015	15	2562	6029386	Brennan Elm Park Senior Transition 15-119	05A	LMC	\$780.64
2015	15	2562	6029533	Brennan Elm Park Senior Transition 15-119	05A	LMC	\$1,076.60
2015	15	2562	6043881	Brennan Elm Park Senior Transition 15-119	05A	LMC	\$1,575.13
2015	15	2562	6043892	Brennan Elm Park Senior Transition 15-119	05A	LMC	\$2,725.41
2016	4	2613	6072806	VAAA, Senior Meal Delivery 16-080	05A	LMC	\$33,675.94
2016	4	2613	6072831	VAAA, Senior Meal Delivery 16-080	05A	LMC	\$16,324.06
					05A	Matrix Code	\$58,034.18
2014	6	2510	5979779	YWCA Safe Dates 14-082	05D	LMC	\$8,232.94
2014	8	2512	5937910	COF FPD PAL 14-065	05D	LMC	\$1,508.64
2015	3	2546	5985480	Big Brothers Big Sisters 15-053	05D	LMC	\$19,948.18
2015	4	2548	5937910	United Way Youth Recreation 15-052	05D	LMC	\$4,992.61
2015	4	2548	5937950	United Way Youth Recreation 15-052	05D	LMC	\$2,744.21
2015	4	2548	5979779	United Way Youth Recreation 15-052	05D	LMC	\$14,301.25
2015	4	2548	5979796	United Way Youth Recreation 15-052	05D	LMC	\$8,131.22
2015	4	2548	5979802	United Way Youth Recreation 15-052	05D	LMC	\$6,827.25



Office of Community Planning and Development
U.S. Department of Housing and Urban Development
Integrated Disbursement and Information System
PR26 - CDBG Financial Summary Report
Program Year 2016
FLINT , MI

DATE: 11-14-17
TIME: 10:10
PAGE: 3


Plan Year	IDIS Project	IDIS Activity	Voucher Number	Activity Name	Matrix Code	National Objective	Drawn Amount
2015	4	2548	5979816	United Way Youth Recreation 15-052	05D	LMC	\$5,181.75
2015	4	2548	5979824	United Way Youth Recreation 15-052	05D	LMC	\$8,806.00
2015	4	2548	5999001	United Way Youth Recreation 15-052	05D	LMC	\$6,861.75
2015	4	2549	5973522	PAL, FHUD16 15-128	05D	LMC	\$3,365.20
2015	4	2549	5973854	PAL, FHUD16 15-128	05D	LMC	\$2,110.20
2015	4	2549	5998535	PAL, FHUD16 15-128	05D	LMC	\$5,602.50
2015	4	2549	6043833	PAL, FHUD16 15-128	05D	LMC	\$7,536.31
2015	4	2549	6043835	PAL, FHUD16 15-128	05D	LMC	\$6,385.79
2015	4	2585	5973522	PAL Expansion multiple years, 15-135	05D	LMC	\$4,319.84
2015	4	2585	5973773	PAL Expansion multiple years, 15-135	05D	LMC	\$12,136.10
2015	4	2585	5998535	PAL Expansion multiple years, 15-135	05D	LMC	\$5,792.32
2015	4	2585	5998538	PAL Expansion multiple years, 15-135	05D	LMC	\$5,306.58
2015	4	2585	5998539	PAL Expansion multiple years, 15-135	05D	LMC	\$4,222.43
2015	4	2585	6008092	PAL Expansion multiple years, 15-135	05D	LMC	\$13,091.59
2015	4	2585	6032002	PAL Expansion multiple years, 15-135	05D	LMC	\$19,881.82
2015	4	2585	6043772	PAL Expansion multiple years, 15-135	05D	LMC	\$17.00
2016	4	2594	6013368	Big Brothers Big Sisters, 16-075	05D	LMC	\$6,137.24
2016	4	2594	6013371	Big Brothers Big Sisters, 16-075	05D	LMC	\$5,756.93
2016	4	2594	6013372	Big Brothers Big Sisters, 16-075	05D	LMC	\$9,672.47
2016	4	2594	6013375	Big Brothers Big Sisters, 16-075	05D	LMC	\$6,081.10
2016	4	2594	6019947	Big Brothers Big Sisters, 16-075	05D	LMC	\$4,613.11
2016	4	2594	6019955	Big Brothers Big Sisters, 16-075	05D	LMC	\$6,020.56
2016	4	2594	6019957	Big Brothers Big Sisters, 16-075	05D	LMC	\$4,651.95
2016	4	2594	6029386	Big Brothers Big Sisters, 16-075	05D	LMC	\$4,144.02
2016	4	2594	6051665	Big Brothers Big Sisters, 16-075	05D	LMC	\$5,403.27
2016	4	2594	6051714	Big Brothers Big Sisters, 16-075	05D	LMC	\$5,481.53
2016	4	2595	6013368	Boys & Girls Club, 16-076	05D	LMC	\$5,983.62
2016	4	2595	6013371	Boys & Girls Club, 16-076	05D	LMC	\$5,370.99
2016	4	2595	6019210	Boys & Girls Club, 16-076	05D	LMC	\$8,626.45
2016	4	2596	6019947	United Way, Youth Rec 16-077	05D	LMC	\$14,047.70
2016	4	2596	6029386	United Way, Youth Rec 16-077	05D	LMC	\$3,341.04
2016	4	2596	6043892	United Way, Youth Rec 16-077	05D	LMC	\$6,443.04
2016	4	2596	6051665	United Way, Youth Rec 16-077	05D	LMC	\$10,834.13
2016	4	2596	6072806	United Way, Youth Rec 16-077	05D	LMC	\$15,170.30
2016	4	2596	6072831	United Way, Youth Rec 16-077	05D	LMC	\$12,149.58
2016	4	2597	6061434	Flint P.A.L, 16-078	05D	LMC	\$3,554.22
2016	4	2597	6080913	Flint P.A.L, 16-078	05D	LMC	\$5,379.12
					05D	Matrix Code	\$326,165.85
2015	5	2550	6016537	COF Southside Choice Neighborhood 15-136	05I	LMA	\$58,318.86
2015	5	2550	6016539	COF Southside Choice Neighborhood 15-136	05I	LMA	\$162.01
2016	4	2599	6080913	Southside Choice Neighborhood Safety 16-068	05I	LMA	\$369.38
2016	4	2599	6082255	Southside Choice Neighborhood Safety 16-068	05I	LMA	\$263.84
2016	4	2599	6082257	Southside Choice Neighborhood Safety 16-068	05I	LMA	\$1,966.69
2016	4	2599	6082259	Southside Choice Neighborhood Safety 16-068	05I	LMA	\$2,273.83
2016	4	2599	6082261	Southside Choice Neighborhood Safety 16-068	05I	LMA	\$1,369.98
2016	4	2599	6082265	Southside Choice Neighborhood Safety 16-068	05I	LMA	\$894.22
2016	4	2599	6082267	Southside Choice Neighborhood Safety 16-068	05I	LMA	\$1,411.11
2016	4	2599	6082268	Southside Choice Neighborhood Safety 16-068	05I	LMA	\$836.67
2016	4	2599	6082270	Southside Choice Neighborhood Safety 16-068	05I	LMA	\$838.09
2016	4	2599	6082273	Southside Choice Neighborhood Safety 16-068	05I	LMA	\$690.18
2016	4	2599	6082275	Southside Choice Neighborhood Safety 16-068	05I	LMA	\$940.23
					05I	Matrix Code	\$70,335.09
2015	9	2553	6008081	Legal Services, Housing Discr 15-065	05J	LMC	\$1,845.82
2015	9	2553	6008082	Legal Services, Housing Discr 15-065	05J	LMC	\$839.83
2015	9	2553	6008084	Legal Services, Housing Discr 15-065	05J	LMC	\$557.45
2015	9	2554	5976834	GCCARD Fair Housing Landlord 15-063	05J	LMA	\$6,445.92



Office of Community Planning and Development
U.S. Department of Housing and Urban Development
Integrated Disbursement and Information System
PR26 - CDBG Financial Summary Report
Program Year 2016
FLINT , MI

DATE: 11-14-17
TIME: 10:10
PAGE: 4


Plan Year	IDIS Project	IDIS Activity	Voucher Number	Activity Name	Matrix Code	National Objective	Drawn Amount
2015	9	2554	5976840	GCCARD Fair Housing Landlord 15-063	05J	LMA	\$4,560.77
2015	9	2554	5976854	GCCARD Fair Housing Landlord 15-063	05J	LMA	\$7,198.87
2015	9	2554	6008081	GCCARD Fair Housing Landlord 15-063	05J	LMA	\$9,448.87
2016	4	2600	6033431	LSEM, Fair Housing Center 16-069	05J	LMC	\$1,951.92
2016	4	2600	6033432	LSEM, Fair Housing Center 16-069	05J	LMC	\$1,869.16
2016	4	2600	6072806	LSEM, Fair Housing Center 16-069	05J	LMC	\$2,059.85
2016	4	2600	6072831	LSEM, Fair Housing Center 16-069	05J	LMC	\$1,988.40
2016	4	2600	6072877	LSEM, Fair Housing Center 16-069	05J	LMC	\$1,647.08
					05J	Matrix Code	\$40,413.94
2014	21	2532	5974481	COF Neighborhood Cleanup LYB 14-063	06	LMA	\$0.52
2014	21	2532	5974911	COF Neighborhood Cleanup LYB 14-063	06	LMA	\$6,917.10
2014	21	2541	6013290	Atherton East Neighborhood Cleanups 16-071	06	LMA	\$30,000.00
2014	21	2542	6002920	GCLB Neighborhood Cleanups 15-057	06	LMA	\$11,001.87
2014	21	2542	6002923	GCLB Neighborhood Cleanups 15-057	06	LMA	\$1,252.56
2014	21	2542	6002931	GCLB Neighborhood Cleanups 15-057	06	LMA	\$1,243.68
2015	21	2579	5974481	Neighborhood Cleanups, 15-077	06	LMA	\$16,384.95
2015	21	2579	5974484	Neighborhood Cleanups, 15-077	06	LMA	\$1,874.67
2015	21	2579	5977908	Neighborhood Cleanups, 15-077	06	LMA	\$8,941.70
2015	21	2579	6008093	Neighborhood Cleanups, 15-077	06	LMA	\$16,716.66
2015	21	2579	6029386	Neighborhood Cleanups, 15-077	06	LMA	\$3,246.08
2015	21	2579	6080913	Neighborhood Cleanups, 15-077	06	LMA	\$10,210.00
2015	21	2584	6072877	GCLB ToolShed 16-17, 16-070	06	LMA	\$2,872.80
2016	7	2610	6080913	Neighborhood Cleanups, 16-066	06	LMA	\$6,972.36
2016	7	2610	6080924	Neighborhood Cleanups, 16-066	06	LMA	\$1,197.80
2016	7	2610	6080925	Neighborhood Cleanups, 16-066	06	LMA	\$2,376.50
2016	7	2610	6080926	Neighborhood Cleanups, 16-066	06	LMA	\$4,752.49
					06	Matrix Code	\$125,961.74
2014	13	2518	6080128	DHA - relocation to 1638 Pontiac	13	LMH	\$2,316.00
2014	25	2642	6080185	646 W Austin, DHA	13	LMH	\$9,284.64
2014	25	2643	6080185	646 W Austin, DHA	13	LMH	\$9,443.16
2014	25	2644	6080185	3506 Winona, DHA	13	LMH	\$8,007.53
					13	Matrix Code	\$29,051.33
2009	59	2446	6019138	634 W AUSTIN	14A	LMH	\$305.00
2009	59	2447	6019138	646 W AUSTIN AVE	14A	LMH	\$305.00
2009	59	2451	5937910	3513 KEYES	14A	LMH	\$70.00
2009	59	2451	5937950	3513 KEYES	14A	LMH	\$213.75
2009	59	2451	6019138	3513 KEYES	14A	LMH	\$305.00
2009	59	2451	6051714	3513 KEYES	14A	LMH	\$1,763.03
2009	59	2452	5956335	610 W LORADO	14A	LMH	\$13.40
2009	59	2452	5979779	610 W LORADO	14A	LMH	\$9.68
2009	59	2452	5979796	610 W LORADO	14A	LMH	\$10.66
2009	59	2452	5998535	610 W LORADO	14A	LMH	\$8,806.00
2009	59	2452	5998584	610 W LORADO	14A	LMH	\$29.32
2009	59	2452	5998604	610 W LORADO	14A	LMH	\$20.52
2009	59	2452	6019138	610 W LORADO	14A	LMH	\$305.00
2009	59	2452	6072905	610 W LORADO	14A	LMH	\$11,463.00
2009	59	2452	6080425	610 W LORADO	14A	LMH	\$1,461.33
2009	59	2453	5956335	1318 W MOORE	14A	LMH	\$11.99
2009	59	2453	5979779	1318 W MOORE	14A	LMH	\$11.76
2009	59	2453	5979796	1318 W MOORE	14A	LMH	\$11.69
2009	59	2453	5998584	1318 W MOORE	14A	LMH	\$11.99
2009	59	2453	5998604	1318 W MOORE	14A	LMH	\$12.21
2009	59	2453	5998611	1318 W MOORE	14A	LMH	\$76.56
2009	59	2453	6019138	1318 W MOORE	14A	LMH	\$305.00
2009	59	2453	6029386	1318 W MOORE	14A	LMH	\$991.00
2009	59	2453	6029533	1318 W MOORE	14A	LMH	\$11.99



Office of Community Planning and Development
U.S. Department of Housing and Urban Development
Integrated Disbursement and Information System
PR26 - CDBG Financial Summary Report
Program Year 2016
FLINT , MI

DATE: 11-14-17
TIME: 10:10
PAGE: 5

Plan Year	IDIS Project	IDIS Activity	Voucher Number	Activity Name	Matrix Code	National Objective	Drawn Amount
2009	59	2453	6029536	1318 W MOORE	14A	LMH	\$25.07
2009	59	2453	6029538	1318 W MOORE	14A	LMH	\$42.50
2009	59	2453	6029541	1318 W MOORE	14A	LMH	\$12.25
2009	59	2453	6051665	1318 W MOORE	14A	LMH	\$11.75
2009	59	2453	6051714	1318 W MOORE	14A	LMH	\$1,750.87
2009	59	2453	6072780	1318 W MOORE	14A	LMH	\$11.75
2009	59	2453	6072806	1318 W MOORE	14A	LMH	\$25.00
2009	59	2453	6072877	1318 W MOORE	14A	LMH	\$25.00
2009	59	2453	6073344	1318 W MOORE	14A	LMH	\$50.00
2009	59	2453	6073929	1318 W MOORE	14A	LMH	\$11.99
2009	59	2453	6073937	1318 W MOORE	14A	LMH	\$11.99
2009	59	2453	6080425	1318 W MOORE	14A	LMH	\$1,760.79
2009	59	2454	5956335	1414 W MOORE #1	14A	LMH	\$11.99
2009	59	2454	5979779	1414 W MOORE #1	14A	LMH	\$12.36
2009	59	2454	5979796	1414 W MOORE #1	14A	LMH	\$11.69
2009	59	2454	5998584	1414 W MOORE #1	14A	LMH	\$11.99
2009	59	2454	5998604	1414 W MOORE #1	14A	LMH	\$12.22
2009	59	2454	6019138	1414 W MOORE #1	14A	LMH	\$305.00
2009	59	2454	6019947	1414 W MOORE #1	14A	LMH	\$1,031.00
2009	59	2454	6029533	1414 W MOORE #1	14A	LMH	\$11.99
2009	59	2454	6029536	1414 W MOORE #1	14A	LMH	\$100.56
2009	59	2454	6029541	1414 W MOORE #1	14A	LMH	\$13.76
2009	59	2454	6051665	1414 W MOORE #1	14A	LMH	\$11.75
2009	59	2454	6072780	1414 W MOORE #1	14A	LMH	\$11.99
2009	59	2454	6073929	1414 W MOORE #1	14A	LMH	\$11.99
2009	59	2454	6073937	1414 W MOORE #1	14A	LMH	\$11.99
2009	59	2454	6080425	1414 W MOORE #1	14A	LMH	\$1,772.30
2009	59	2455	5956335	1414 MOORE #2	14A	LMH	\$23.49
2009	59	2455	5979779	1414 MOORE #2	14A	LMH	\$20.75
2009	59	2455	5979796	1414 MOORE #2	14A	LMH	\$20.62
2009	59	2455	5998584	1414 MOORE #2	14A	LMH	\$20.97
2009	59	2455	5998604	1414 MOORE #2	14A	LMH	\$21.23
2009	59	2455	6029533	1414 MOORE #2	14A	LMH	\$29.71
2009	59	2455	6029536	1414 MOORE #2	14A	LMH	\$43.60
2009	59	2455	6029541	1414 MOORE #2	14A	LMH	\$12.62
2009	59	2455	6051665	1414 MOORE #2	14A	LMH	\$20.57
2009	59	2455	6072780	1414 MOORE #2	14A	LMH	\$20.85
2009	59	2455	6072806	1414 MOORE #2	14A	LMH	\$25.00
2009	59	2455	6072877	1414 MOORE #2	14A	LMH	\$25.00
2009	59	2455	6073344	1414 MOORE #2	14A	LMH	\$50.00
2009	59	2455	6073929	1414 MOORE #2	14A	LMH	\$20.85
2009	59	2455	6080083	1414 MOORE #2	14A	LMH	\$152.34
2009	59	2456	5956335	638 W RUTH AVE	14A	LMH	\$30.23
2009	59	2456	5979779	638 W RUTH AVE	14A	LMH	\$30.31
2009	59	2456	5979796	638 W RUTH AVE	14A	LMH	\$29.60
2009	59	2456	5998584	638 W RUTH AVE	14A	LMH	\$31.44
2009	59	2456	6019138	638 W RUTH AVE	14A	LMH	\$305.00
2009	59	2456	6019947	638 W RUTH AVE	14A	LMH	\$1,116.00
2009	59	2456	6029533	638 W RUTH AVE	14A	LMH	\$92.35
2009	59	2456	6029536	638 W RUTH AVE	14A	LMH	\$27.95
2009	59	2456	6029538	638 W RUTH AVE	14A	LMH	\$26.39
2009	59	2456	6029541	638 W RUTH AVE	14A	LMH	\$27.08
2009	59	2456	6051714	638 W RUTH AVE	14A	LMH	\$1,451.76
2009	59	2456	6072806	638 W RUTH AVE	14A	LMH	\$25.00
2009	59	2456	6072877	638 W RUTH AVE	14A	LMH	\$25.00
2009	59	2456	6072905	638 W RUTH AVE	14A	LMH	\$0.67
2009	59	2456	6073344	638 W RUTH AVE	14A	LMH	\$50.00



Office of Community Planning and Development
U.S. Department of Housing and Urban Development
Integrated Disbursement and Information System
PR26 - CDBG Financial Summary Report
Program Year 2016
FLINT , MI

DATE: 11-14-17
TIME: 10:10
PAGE: 6

Plan Year	IDIS Project	IDIS Activity	Voucher Number	Activity Name	Matrix Code	National Objective	Drawn Amount
2009	59	2456	6073929	638 W RUTH AVE	14A	LMH	\$22.95
2009	59	2456	6073937	638 W RUTH AVE	14A	LMH	\$24.28
2009	59	2456	6075434	638 W RUTH AVE	14A	LMH	\$0.72
2009	59	2456	6080425	638 W RUTH AVE	14A	LMH	\$1,472.87
2009	59	2457	6019138	642 W RUTH AVE	14A	LMH	\$305.00
2009	59	2457	6019947	642 W RUTH AVE	14A	LMH	\$1,201.00
2009	59	2457	6051714	642 W RUTH AVE	14A	LMH	\$1,797.84
2009	59	2457	6072806	642 W RUTH AVE	14A	LMH	\$25.00
2009	59	2457	6072877	642 W RUTH AVE	14A	LMH	\$25.00
2009	59	2457	6073344	642 W RUTH AVE	14A	LMH	\$50.00
2009	59	2457	6073937	642 W RUTH AVE	14A	LMH	\$11.64
2009	59	2457	6080425	642 W RUTH AVE	14A	LMH	\$1,806.04
2009	59	2459	6019138	3506 WINONA	14A	LMH	\$305.00
2013	19	2480	6013231	CWE - GCCARD 13-103	14A	LMH	\$0.69
2014	17	2528	5958187	Habitat for Humanity - tipping Rehab 14-126	14A	LMH	\$3,636.30
2014	17	2528	5973522	Habitat for Humanity - tipping Rehab 14-126	14A	LMH	\$29,346.30
2014	17	2528	5976834	Habitat for Humanity - tipping Rehab 14-126	14A	LMH	\$27,393.16
2014	17	2528	5998535	Habitat for Humanity - tipping Rehab 14-126	14A	LMH	\$23,599.30
2014	17	2528	5998538	Habitat for Humanity - tipping Rehab 14-126	14A	LMH	\$64,944.36
2014	17	2528	5998539	Habitat for Humanity - tipping Rehab 14-126	14A	LMH	\$68,789.30
2014	17	2528	5998541	Habitat for Humanity - tipping Rehab 14-126	14A	LMH	\$30,799.45
2014	17	2528	6013368	Habitat for Humanity - tipping Rehab 14-126	14A	LMH	\$44,679.67
2014	17	2528	6033431	Habitat for Humanity - tipping Rehab 14-126	14A	LMH	\$19,987.85
2014	17	2528	6043881	Habitat for Humanity - tipping Rehab 14-126	14A	LMH	\$2,002.84
2015	10	2555	5976834	GCCARD CWE 15-055	14A	LMH	\$9,164.27
2015	10	2555	5976840	GCCARD CWE 15-055	14A	LMH	\$5,826.79
2015	10	2555	5979779	GCCARD CWE 15-055	14A	LMH	\$11,902.33
2015	10	2555	5998535	GCCARD CWE 15-055	14A	LMH	\$115,648.05
2015	10	2555	5998538	GCCARD CWE 15-055	14A	LMH	\$1,069.88
2015	10	2555	5999001	GCCARD CWE 15-055	14A	LMH	\$13,243.13
2015	10	2555	6051665	GCCARD CWE 15-055	14A	LMH	\$18,410.00
2015	12	2559	6019210	Habitat for Humanity, OOR, 15-056	14A	LMH	\$115,104.61
2015	12	2559	6019947	Habitat for Humanity, OOR, 15-056	14A	LMH	\$19,210.75
2015	12	2559	6033431	Habitat for Humanity, OOR, 15-056	14A	LMH	\$40,290.25
2015	12	2559	6043881	Habitat for Humanity, OOR, 15-056	14A	LMH	\$33,384.09
2015	12	2559	6051665	Habitat for Humanity, OOR, 15-056	14A	LMH	\$14,678.75
2015	12	2559	6051714	Habitat for Humanity, OOR, 15-056	14A	LMH	\$7,331.55
2015	13	2560	5976834	Disability Network, Ramps 15-064	14A	LMH	\$3,325.00
2015	13	2560	5979779	Disability Network, Ramps 15-064	14A	LMH	\$2,605.00
2016	5	2603	6072806	Habitat for Humanity, OOR, (16-083) FHUD17	14A	LMH	\$68,552.27
2016	5	2604	6043881	The Disability Network (16-084) FHUD17CDBG	14A	LMH	\$31.24
2016	5	2604	6043892	The Disability Network (16-084) FHUD17CDBG	14A	LMH	\$462.10
2016	5	2604	6072806	The Disability Network (16-084) FHUD17CDBG	14A	LMH	\$946.19
					14A	Matrix Code	\$840,795.61
2014	26	2538	5937950	Housing Svcs in Support of HOME 14J	14J	LMH	\$511.05
2014	26	2538	5938364	Housing Svcs in Support of HOME 14J	14J	LMH	\$865.85
2014	26	2538	5956314	Housing Svcs in Support of HOME 14J	14J	LMH	\$254.33
2014	26	2538	5973782	Housing Svcs in Support of HOME 14J	14J	LMH	\$4,416.00
2014	26	2538	5985480	Housing Svcs in Support of HOME 14J	14J	LMH	\$283.23
2014	26	2538	5985490	Housing Svcs in Support of HOME 14J	14J	LMH	\$325.96
2014	26	2538	5998584	Housing Svcs in Support of HOME 14J	14J	LMH	\$305.23
2014	26	2538	6019210	Housing Svcs in Support of HOME 14J	14J	LMH	\$4,236.33
2014	26	2538	6019217	Housing Svcs in Support of HOME 14J	14J	LMH	\$2,300.00
2014	26	2538	6029386	Housing Svcs in Support of HOME 14J	14J	LMH	\$633.48
2014	26	2538	6029533	Housing Svcs in Support of HOME 14J	14J	LMH	\$615.19
2014	26	2538	6029536	Housing Svcs in Support of HOME 14J	14J	LMH	\$529.23
2014	26	2538	6029538	Housing Svcs in Support of HOME 14J	14J	LMH	\$899.08




Office of Community Planning and Development
U.S. Department of Housing and Urban Development
Integrated Disbursement and Information System
PR26 - CDBG Financial Summary Report
Program Year 2016
FLINT , MI

DATE: 11-14-17
TIME: 10:10
PAGE: 7

Plan Year	IDIS Project	IDIS Activity	Voucher Number	Activity Name	Matrix Code	National Objective	Drawn Amount
2014	26	2538	6033431	Housing Svcs in Support of HOME 14J	14J	LMH	\$127.50
2014	26	2538	6051714	Housing Svcs in Support of HOME 14J	14J	LMH	\$515.83
2014	26	2538	6072780	Housing Svcs in Support of HOME 14J	14J	LMH	\$362.01
2014	26	2538	6072877	Housing Svcs in Support of HOME 14J	14J	LMH	\$532.95
2014	26	2538	6073952	Housing Svcs in Support of HOME 14J	14J	LMH	\$95.00
2014	26	2538	6080080	Housing Svcs in Support of HOME 14J	14J	LMH	\$19,866.00
2014	26	2574	5937910	Resolute Protection Svcs, Smith Village	14J	LMH	\$13,349.25
2014	26	2574	5958187	Resolute Protection Svcs, Smith Village	14J	LMH	\$4,210.00
2014	26	2574	5973522	Resolute Protection Svcs, Smith Village	14J	LMH	\$3,260.00
2014	26	2574	5977908	Resolute Protection Svcs, Smith Village	14J	LMH	\$2,400.00
2014	26	2574	5977921	Resolute Protection Svcs, Smith Village	14J	LMH	\$1,200.00
2014	26	2574	5977922	Resolute Protection Svcs, Smith Village	14J	LMH	\$1,200.00
2014	26	2574	5977969	Resolute Protection Svcs, Smith Village	14J	LMH	\$1,200.00
2014	26	2574	5979779	Resolute Protection Svcs, Smith Village	14J	LMH	\$2,400.00
2014	26	2574	6013838	Resolute Protection Svcs, Smith Village	14J	LMH	\$1,200.00
2014	26	2574	6013839	Resolute Protection Svcs, Smith Village	14J	LMH	\$3,600.00
2014	26	2574	6013840	Resolute Protection Svcs, Smith Village	14J	LMH	\$1,200.00
2014	26	2574	6013841	Resolute Protection Svcs, Smith Village	14J	LMH	\$4,800.00
2014	26	2574	6019210	Resolute Protection Svcs, Smith Village	14J	LMH	\$6,000.00
2014	26	2574	6029386	Resolute Protection Svcs, Smith Village	14J	LMH	\$1,200.00
2015	16	2564	5985480	FNIPP, 14J, svcs in support of HOME (Arco spec)	14J	LMH	\$946.92
2015	16	2564	5985490	FNIPP, 14J, svcs in support of HOME (Arco spec)	14J	LMH	\$227.46
2015	16	2564	5985492	FNIPP, 14J, svcs in support of HOME (Arco spec)	14J	LMH	\$35.16
2015	16	2564	5985493	FNIPP, 14J, svcs in support of HOME (Arco spec)	14J	LMH	\$300.22
2015	16	2564	5985495	FNIPP, 14J, svcs in support of HOME (Arco spec)	14J	LMH	\$642.99
2015	16	2564	6013368	FNIPP, 14J, svcs in support of HOME (Arco spec)	14J	LMH	\$479.53
2015	16	2564	6013371	FNIPP, 14J, svcs in support of HOME (Arco spec)	14J	LMH	\$312.90
					14J	Matrix Code	\$87,838.68
2012	6	2413	5973731	COF Code Enforcement 13-157	15	LMA	\$13,403.68
2012	6	2413	5973735	COF Code Enforcement 13-157	15	LMA	\$13,441.55
2012	6	2413	5973737	COF Code Enforcement 13-157	15	LMA	\$14,537.75
2012	6	2413	5973740	COF Code Enforcement 13-157	15	LMA	\$15,950.11
2012	6	2413	5973744	COF Code Enforcement 13-157	15	LMA	\$20,680.36
2012	6	2413	5973749	COF Code Enforcement 13-157	15	LMA	\$11,661.08
2012	6	2413	5973751	COF Code Enforcement 13-157	15	LMA	\$830.20
2014	19	2530	5974481	COF FHUD15 Dev Code Enforcement 14-064	15	LMA	\$29,116.86
2014	19	2530	6029386	COF FHUD15 Dev Code Enforcement 14-064	15	LMA	\$17,807.07
2015	18	2567	5974370	COF Code Enforcement, FHUD16 15-095	15	LMA	\$65,043.52
2015	18	2567	5974911	COF Code Enforcement, FHUD16 15-095	15	LMA	\$1,907.64
2015	18	2567	6034086	COF Code Enforcement, FHUD16 15-095	15	LMA	\$60,202.60
2016	7	2608	6034086	Code Enforcement, 16-064	15	LMA	\$81,631.14
2016	7	2608	6034686	Code Enforcement, 16-064	15	LMA	\$105,925.47
2016	7	2608	6080913	Code Enforcement, 16-064	15	LMA	\$29,812.26
2016	7	2608	6080924	Code Enforcement, 16-064	15	LMA	\$34,940.37
2016	7	2608	6082322	Code Enforcement, 16-064	15	LMA	\$2,997.10
2016	7	2614	6083133	Flint Property Portal, Code Enf	15	LMA	\$30,000.00
					15	Matrix Code	\$549,888.76
Total							\$3,150,138.21

LINE 27 DETAIL: ACTIVITIES INCLUDED IN THE COMPUTATION OF LINE 27


Plan Year	IDIS Project	IDIS Activity	Voucher Number	Activity Name	Matrix Code	National Objective	Drawn Amount
2015	6	2551	6019210	Mott Community College Literacy Coalition 15-061	05	LMC	\$4,126.08
2015	6	2551	6019217	Mott Community College Literacy Coalition 15-061	05	LMC	\$5,997.65
2015	6	2551	6019220	Mott Community College Literacy Coalition 15-061	05	LMC	\$5,577.55



Office of Community Planning and Development
U.S. Department of Housing and Urban Development
Integrated Disbursement and Information System
PR26 - CDBG Financial Summary Report
Program Year 2016
FLINT , MI

DATE: 11-14-17
TIME: 10:10
PAGE: 8

Plan Year	IDIS Project	IDIS Activity	Voucher Number	Activity Name	Matrix Code	National Objective	Drawn Amount
2015	6	2551	6019226	Mott Community College Literacy Coalition 15-061	05	LMC	\$3,461.36
2015	6	2551	6019227	Mott Community College Literacy Coalition 15-061	05	LMC	\$5,007.69
2015	6	2551	6019230	Mott Community College Literacy Coalition 15-061	05	LMC	\$4,375.67
2015	7	2552	5979779	YWCA Victim Advocacy FHUD16 15-062	05	LMC	\$1,262.27
2015	7	2552	5979796	YWCA Victim Advocacy FHUD16 15-062	05	LMC	\$1,102.17
2015	7	2552	5979802	YWCA Victim Advocacy FHUD16 15-062	05	LMC	\$1,247.15
2015	7	2552	5979816	YWCA Victim Advocacy FHUD16 15-062	05	LMC	\$1,220.07
2015	7	2552	5979824	YWCA Victim Advocacy FHUD16 15-062	05	LMC	\$1,184.19
2015	7	2552	5979872	YWCA Victim Advocacy FHUD16 15-062	05	LMC	\$1,261.32
					05	Matrix Code	\$35,823.17
2015	15	2562	5973869	Brennan Elm Park Senior Transition 15-119	05A	LMC	\$38.02
2015	15	2562	6013368	Brennan Elm Park Senior Transition 15-119	05A	LMC	\$510.00
2015	15	2562	6013371	Brennan Elm Park Senior Transition 15-119	05A	LMC	\$1,328.38
2015	15	2562	6029386	Brennan Elm Park Senior Transition 15-119	05A	LMC	\$780.64
2015	15	2562	6029533	Brennan Elm Park Senior Transition 15-119	05A	LMC	\$1,076.60
2015	15	2562	6043881	Brennan Elm Park Senior Transition 15-119	05A	LMC	\$1,575.13
2015	15	2562	6043892	Brennan Elm Park Senior Transition 15-119	05A	LMC	\$2,725.41
2016	4	2613	6072806	VAAA, Senior Meal Delivery 16-080	05A	LMC	\$33,675.94
2016	4	2613	6072831	VAAA, Senior Meal Delivery 16-080	05A	LMC	\$16,324.06
					05A	Matrix Code	\$58,034.18
2014	6	2510	5979779	YWCA Safe Dates 14-082	05D	LMC	\$8,232.94
2014	8	2512	5937910	COF FPD PAL 14-065	05D	LMC	\$1,508.64
2015	3	2546	5985480	Big Brothers Big Sisters 15-053	05D	LMC	\$19,948.18
2015	4	2548	5937910	United Way Youth Recreation 15-052	05D	LMC	\$4,992.61
2015	4	2548	5937950	United Way Youth Recreation 15-052	05D	LMC	\$2,744.21
2015	4	2548	5979779	United Way Youth Recreation 15-052	05D	LMC	\$14,301.25
2015	4	2548	5979796	United Way Youth Recreation 15-052	05D	LMC	\$8,131.22
2015	4	2548	5979802	United Way Youth Recreation 15-052	05D	LMC	\$6,827.25
2015	4	2548	5979816	United Way Youth Recreation 15-052	05D	LMC	\$5,181.75
2015	4	2548	5979824	United Way Youth Recreation 15-052	05D	LMC	\$8,806.00
2015	4	2548	5999001	United Way Youth Recreation 15-052	05D	LMC	\$6,861.75
2015	4	2549	5973522	PAL, FHUD16 15-128	05D	LMC	\$3,365.20
2015	4	2549	5973854	PAL, FHUD16 15-128	05D	LMC	\$2,110.20
2015	4	2549	5998535	PAL, FHUD16 15-128	05D	LMC	\$5,602.50
2015	4	2549	6043833	PAL, FHUD16 15-128	05D	LMC	\$7,536.31
2015	4	2549	6043835	PAL, FHUD16 15-128	05D	LMC	\$6,385.79
2015	4	2585	5973522	PAL Expansion multiple years, 15-135	05D	LMC	\$4,319.84
2015	4	2585	5973773	PAL Expansion multiple years, 15-135	05D	LMC	\$12,136.10
2015	4	2585	5998535	PAL Expansion multiple years, 15-135	05D	LMC	\$5,792.32
2015	4	2585	5998538	PAL Expansion multiple years, 15-135	05D	LMC	\$5,306.58
2015	4	2585	5998539	PAL Expansion multiple years, 15-135	05D	LMC	\$4,222.43
2015	4	2585	6008092	PAL Expansion multiple years, 15-135	05D	LMC	\$13,091.59
2015	4	2585	6032002	PAL Expansion multiple years, 15-135	05D	LMC	\$19,881.82
2015	4	2585	6043772	PAL Expansion multiple years, 15-135	05D	LMC	\$17.00
2016	4	2594	6013368	Big Brothers Big Sisters, 16-075	05D	LMC	\$6,137.24
2016	4	2594	6013371	Big Brothers Big Sisters, 16-075	05D	LMC	\$5,756.93
2016	4	2594	6013372	Big Brothers Big Sisters, 16-075	05D	LMC	\$9,672.47
2016	4	2594	6013375	Big Brothers Big Sisters, 16-075	05D	LMC	\$6,081.10
2016	4	2594	6019947	Big Brothers Big Sisters, 16-075	05D	LMC	\$4,613.11
2016	4	2594	6019955	Big Brothers Big Sisters, 16-075	05D	LMC	\$6,020.56
2016	4	2594	6019957	Big Brothers Big Sisters, 16-075	05D	LMC	\$4,651.95
2016	4	2594	6029386	Big Brothers Big Sisters, 16-075	05D	LMC	\$4,144.02
2016	4	2594	6051665	Big Brothers Big Sisters, 16-075	05D	LMC	\$5,403.27
2016	4	2594	6051714	Big Brothers Big Sisters, 16-075	05D	LMC	\$5,481.53
2016	4	2595	6013368	Boys & Girls Club, 16-076	05D	LMC	\$5,983.62
2016	4	2595	6013371	Boys & Girls Club, 16-076	05D	LMC	\$5,370.99




Office of Community Planning and Development
U.S. Department of Housing and Urban Development
Integrated Disbursement and Information System
PR26 - CDBG Financial Summary Report
Program Year 2016
FLINT , MI

DATE: 11-14-17
TIME: 10:10
PAGE: 9

Plan Year	IDIS Project	IDIS Activity	Voucher Number	Activity Name	Matrix Code	National Objective	Drawn Amount
2016	4	2595	6019210	Boys & Girls Club, 16-076	05D	LMC	\$8,626.45
2016	4	2596	6019947	United Way, Youth Rec 16-077	05D	LMC	\$14,047.70
2016	4	2596	6029386	United Way, Youth Rec 16-077	05D	LMC	\$3,341.04
2016	4	2596	6043892	United Way, Youth Rec 16-077	05D	LMC	\$6,443.04
2016	4	2596	6051665	United Way, Youth Rec 16-077	05D	LMC	\$10,834.13
2016	4	2596	6072806	United Way, Youth Rec 16-077	05D	LMC	\$15,170.30
2016	4	2596	6072831	United Way, Youth Rec 16-077	05D	LMC	\$12,149.58
2016	4	2597	6061434	Flint P.A.L, 16-078	05D	LMC	\$3,554.22
2016	4	2597	6080913	Flint P.A.L, 16-078	05D	LMC	\$5,379.12
					05D	Matrix Code	\$326,165.85
2015	5	2550	6016537	COF Southside Choice Neighborhood 15-136	05I	LMA	\$58,318.86
2015	5	2550	6016539	COF Southside Choice Neighborhood 15-136	05I	LMA	\$162.01
2016	4	2599	6080913	Southside Choice Neighborhood Safety 16-068	05I	LMA	\$369.38
2016	4	2599	6082255	Southside Choice Neighborhood Safety 16-068	05I	LMA	\$263.84
2016	4	2599	6082257	Southside Choice Neighborhood Safety 16-068	05I	LMA	\$1,966.69
2016	4	2599	6082259	Southside Choice Neighborhood Safety 16-068	05I	LMA	\$2,273.83
2016	4	2599	6082261	Southside Choice Neighborhood Safety 16-068	05I	LMA	\$1,369.98
2016	4	2599	6082265	Southside Choice Neighborhood Safety 16-068	05I	LMA	\$894.22
2016	4	2599	6082267	Southside Choice Neighborhood Safety 16-068	05I	LMA	\$1,411.11
2016	4	2599	6082268	Southside Choice Neighborhood Safety 16-068	05I	LMA	\$836.67
2016	4	2599	6082270	Southside Choice Neighborhood Safety 16-068	05I	LMA	\$838.09
2016	4	2599	6082273	Southside Choice Neighborhood Safety 16-068	05I	LMA	\$690.18
2016	4	2599	6082275	Southside Choice Neighborhood Safety 16-068	05I	LMA	\$940.23
					05I	Matrix Code	\$70,335.09
2015	9	2553	6008081	Legal Services, Housing Discr 15-065	05J	LMC	\$1,845.82
2015	9	2553	6008082	Legal Services, Housing Discr 15-065	05J	LMC	\$839.83
2015	9	2553	6008084	Legal Services, Housing Discr 15-065	05J	LMC	\$557.45
2015	9	2554	5976834	GCCARD Fair Housing Landlord 15-063	05J	LMA	\$6,445.92
2015	9	2554	5976840	GCCARD Fair Housing Landlord 15-063	05J	LMA	\$4,560.77
2015	9	2554	5976854	GCCARD Fair Housing Landlord 15-063	05J	LMA	\$7,198.87
2015	9	2554	6008081	GCCARD Fair Housing Landlord 15-063	05J	LMA	\$9,448.87
2016	4	2600	6033431	LSEM, Fair Housing Center 16-069	05J	LMC	\$1,951.92
2016	4	2600	6033432	LSEM, Fair Housing Center 16-069	05J	LMC	\$1,869.16
2016	4	2600	6072806	LSEM, Fair Housing Center 16-069	05J	LMC	\$2,059.85
2016	4	2600	6072831	LSEM, Fair Housing Center 16-069	05J	LMC	\$1,988.40
2016	4	2600	6072877	LSEM, Fair Housing Center 16-069	05J	LMC	\$1,647.08
					05J	Matrix Code	\$40,413.94
Total							\$530,772.23

LINE 37 DETAIL: ACTIVITIES INCLUDED IN THE COMPUTATION OF LINE 37

Plan Year	IDIS Project	IDIS Activity	Voucher Number	Activity Name	Matrix Code	National Objective	Drawn Amount
2015	1	2543	6009460	COF Administration FHUD16CDBG	21A		\$6,052.95
2015	1	2543	6015813	COF Administration FHUD16CDBG	21A		\$22,910.72
2015	1	2543	6015814	COF Administration FHUD16CDBG	21A		\$27,386.25
2015	1	2543	6016106	COF Administration FHUD16CDBG	21A		\$45,139.04
2015	1	2543	6016367	COF Administration FHUD16CDBG	21A		\$38,738.83
2015	1	2543	6016547	COF Administration FHUD16CDBG	21A		\$28,502.50
2015	1	2543	6031382	COF Administration FHUD16CDBG	21A		\$29,731.87
2015	1	2543	6031580	COF Administration FHUD16CDBG	21A		\$37,022.51
2015	1	2543	6033431	COF Administration FHUD16CDBG	21A		\$34,291.96
2015	1	2543	6034584	COF Administration FHUD16CDBG	21A		\$61,184.80
2015	1	2543	6083440	COF Administration FHUD16CDBG	21A		\$11,796.07
2015	1	2544	5937910	LISC Capacity Building	21A		\$5,000.17
2016	1	2586	6016106	Flint FHUD17 Administration,	21A		\$22.75



Office of Community Planning and Development
U.S. Department of Housing and Urban Development
Integrated Disbursement and Information System
PR26 - CDBG Financial Summary Report
Program Year 2016
FLINT , MI


DATE: 11-14-17
TIME: 10:10
PAGE: 10

Plan Year	IDIS Project	IDIS Activity	Voucher Number	Activity Name	Matrix Code	National Objective	Drawn Amount
2016	1	2586	6016367	Flint FHUD17 Administration,	21A		\$40.98
2016	1	2586	6016547	Flint FHUD17 Administration,	21A		\$2.38
2016	1	2586	6031382	Flint FHUD17 Administration,	21A		\$168.00
2016	1	2586	6031580	Flint FHUD17 Administration,	21A		\$3,958.69
2016	1	2586	6033431	Flint FHUD17 Administration,	21A		\$753.71
2016	1	2586	6034584	Flint FHUD17 Administration,	21A		\$38,146.55
					21A	Matrix Code	\$390,850.73
Total							\$390,850.73

Adjustment Support, Lines 14 and 40

Per the PR07, an adjustment of \$136,650.47 is necessary to reflect administrative expense incurred in program year 16 but not drawn from program year 16. These administrative draws requested reimbursement for the city fiscal year 2017.

[illegible]




U.S. Department of Housing and Urban Development
Office of Community Planning and Development
Integrated Disbursement and Information System
CDBG Summary of Accomplishments
Program Year: 2016

DATE: 11-13-17
TIME: 14:20
PAGE: 1

FLINT

Count of CDBG Activities with Disbursements by Activity Group & Matrix Code

Activity Group	Activity Category	Open Count	Open Activities Disbursed	Completed Count	Completed Activities Disbursed	Program Year Count	Total Activities Disbursed
Acquisition	Clearance and Demolition (04)	8	\$724,176.86	0	\$0.00	8	\$724,176.86
	Total Acquisition	8	\$724,176.86	0	\$0.00	8	\$724,176.86
Housing	Direct Homeownership Assistance (13)	4	\$29,051.33	0	\$0.00	4	\$29,051.33
	Rehab; Single-Unit Residential (14A)	14	\$833,949.92	5	\$6,845.69	19	\$840,795.61
	Rehabilitation Administration (14H)	0	\$0.00	1	\$0.00	1	\$0.00
	Housing Services (14J)	6	\$87,838.68	0	\$0.00	6	\$87,838.68
	Code Enforcement (15)	4	\$459,384.03	2	\$90,504.73	6	\$549,888.76
	Total Housing	28	\$1,410,223.96	8	\$97,350.42	36	\$1,507,574.38
Public Facilities and Improvements	Public Facilities and Improvement (General) (03)	4	\$261,653.00	0	\$0.00	4	\$261,653.00
	Neighborhood Facilities (03E)	1	\$0.00	0	\$0.00	1	\$0.00
	Parks, Recreational Facilities (03F)	3	\$0.00	1	\$0.00	4	\$0.00
	Water/Sewer Improvements (03J)	0	\$0.00	1	\$0.00	1	\$0.00
	Total Public Facilities and Improvements	8	\$261,653.00	2	\$0.00	10	\$261,653.00
Public Services	Public Services (General) (05)	3	\$35,823.17	1	\$0.00	4	\$35,823.17
	Senior Services (05A)	2	\$58,034.18	0	\$0.00	2	\$58,034.18
	Youth Services (05D)	7	\$240,138.69	4	\$86,027.16	11	\$326,165.85
	Crime Awareness (05I)	2	\$70,335.09	0	\$0.00	2	\$70,335.09
	Fair Housing Activities (if CDBG, then subject to 15% cap) (05J)	3	\$40,413.94	1	\$0.00	4	\$40,413.94
	Health Services (05M)	0	\$0.00	1	\$0.00	1	\$0.00
	Mental Health Services (05O)	1	\$0.00	0	\$0.00	1	\$0.00
	Homeownership Assistance (not direct) (05R)	1	\$0.00	0	\$0.00	1	\$0.00
	Housing Counseling (05U)	1	\$0.00	0	\$0.00	1	\$0.00
	Total Public Services	20	\$444,745.07	7	\$86,027.16	27	\$530,772.23
General Administration and Planning	General Program Administration (21A)	1	\$342,757.50	2	\$48,093.23	3	\$390,850.73
	Total General Administration and Planning	1	\$342,757.50	2	\$48,093.23	3	\$390,850.73
Other	Interim Assistance (06)	7	\$95,961.74	2	\$30,000.00	9	\$125,961.74
	Total Other	7	\$95,961.74	2	\$30,000.00	9	\$125,961.74




U.S. Department of Housing and Urban Development
Office of Community Planning and Development
Integrated Disbursement and Information System
CDBG Summary of Accomplishments
Program Year: 2016

DATE: 11-13-17
TIME: 14:20
PAGE: 2

FLINT

Activity Group	Activity Category	FLINT		Completed Count	Completed Activities Disbursed	Program Year Count	Total Activities Disbursed
		Open Count	Open Activities Disbursed				
Repayment of Section 108 Loans	Unplanned Repayment of Section 108 Loan Principal (19G)	3	\$294,809.40	3	\$0.00	6	\$294,809.40
	Total Repayment of Section 108 Loans	3	\$294,809.40	3	\$0.00	6	\$294,809.40
Grand Total		75	\$3,574,327.53	24	\$261,470.81	99	\$3,835,798.34




U.S. Department of Housing and Urban Development
Office of Community Planning and Development
Integrated Disbursement and Information System
CDBG Summary of Accomplishments
Program Year: 2016

DATE: 11-13-17
TIME: 14:20
PAGE: 3

FLINT

CDBG Sum of Actual Accomplishments by Activity Group and Accomplishment Type

Activity Group	Matrix Code	Accomplishment Type	Open Count	Completed Count	Program Year Totals
Acquisition	Clearance and Demolition (04)	Housing Units	524,158	0	524,158
	Total Acquisition		524,158	0	524,158
Housing	Direct Homeownership Assistance (13)	Households	1	0	1
	Rehab; Single-Unit Residential (14A)	Housing Units	80	17	97
	Rehabilitation Administration (14H)	Housing Units	0	0	0
	Housing Services (14J)	Housing Units	0	0	0
	Code Enforcement (15)	Persons	0	350,097	350,097
		Housing Units	732,790	0	732,790
	Total Housing		732,871	350,114	1,082,985
Public Facilities and Improvements	Public Facilities and Improvement (General) (03)	Public Facilities	318,305	0	318,305
	Neighborhood Facilities (03E)	Public Facilities	105,355	0	105,355
	Parks, Recreational Facilities (03F)	Public Facilities	318,305	2,872	321,177
	Water/Sewer Improvements (03J)	Persons	0	461	461
	Total Public Facilities and Improvements		741,965	3,333	745,298
Public Services	Public Services (General) (05)	Persons	825	218	1,043
	Senior Services (05A)	Persons	170	0	170
	Youth Services (05D)	Persons	2,249	1,103	3,352
	Crime Awareness (05I)	Persons	7,710	0	7,710
	Fair Housing Activities (if CDBG, then subject to 15% cap) (05J)	Persons	9,911	468	10,379
	Health Services (05M)	Persons	0	218	218
	Mental Health Services (05O)	Persons	6	0	6
	Homeownership Assistance (not direct) (05R)	Households	0	0	0
	Housing Counseling (05U)	Households	34	0	34
	Total Public Services		20,905	2,007	22,912
Other	Interim Assistance (06)	Persons	416,930	125,260	542,190
		Housing Units	338,915	0	338,915
	Total Other		755,845	125,260	881,105
Grand Total			2,775,744	480,714	3,256,458




U.S. Department of Housing and Urban Development
Office of Community Planning and Development
Integrated Disbursement and Information System
CDBG Summary of Accomplishments
Program Year: 2016

DATE: 11-13-17
TIME: 14:20
PAGE: 4

FLINT

CDBG Beneficiaries by Racial / Ethnic Category

Housing-Non Housing	Race	Total Persons		Total Hispanic Persons Total Households		Total Hispanic Households
Housing	White	0	0	20	0	0
	Black/African American	0	0	78	0	0
	Total Housing	0	0	98	0	0
Non Housing	White	1,128	73	2	0	0
	Black/African American	4,922	35	32	0	0
	Asian	5	0	0	0	0
	American Indian/Alaskan Native	6	3	0	0	0
	Native Hawaiian/Other Pacific Islander	1	0	0	0	0
	American Indian/Alaskan Native & White	17	3	0	0	0
	Asian & White	17	17	0	0	0
	Black/African American & White	25	0	0	0	0
	Other multi-racial	377	29	0	0	0
	Total Non Housing	6,498	160	34	0	0
Grand Total	White	1,128	73	22	0	0
	Black/African American	4,922	35	110	0	0
	Asian	5	0	0	0	0
	American Indian/Alaskan Native	6	3	0	0	0
	Native Hawaiian/Other Pacific Islander	1	0	0	0	0
	American Indian/Alaskan Native & White	17	3	0	0	0
	Asian & White	17	17	0	0	0
	Black/African American & White	25	0	0	0	0
	Other multi-racial	377	29	0	0	0
	Total Grand Total	6,498	160	132	0	0




U.S. Department of Housing and Urban Development
Office of Community Planning and Development
Integrated Disbursement and Information System
CDBG Summary of Accomplishments
Program Year: 2016

DATE: 11-13-17
TIME: 14:20
PAGE: 5

FLINT

CDBG Beneficiaries by Income Category

	Income Levels	Owner Occupied	Renter Occupied	Persons
Housing	Extremely Low ($\leq 30\%$)	22	0	0
	Low ($>30\%$ and $\leq 50\%$)	29	0	0
	Mod ($>50\%$ and $\leq 80\%$)	17	0	0
	Total Low-Mod	68	0	0
	Non Low-Mod ($>80\%$)	0	0	0
	Total Beneficiaries	68	0	0
Non Housing	Extremely Low ($\leq 30\%$)	0	0	2,097
	Low ($>30\%$ and $\leq 50\%$)	0	0	438
	Mod ($>50\%$ and $\leq 80\%$)	0	0	423
	Total Low-Mod	0	0	2,958
	Non Low-Mod ($>80\%$)	0	0	0
	Total Beneficiaries	0	0	2,958



U.S. Department of Housing and Urban Development
Office of Community Planning and Development
Integrated Disbursement and Information System
HOME Summary of Accomplishments

DATE: 11-13-17
TIME: 14:27
PAGE: 1

Program Year: 2016
Start Date 01-Jul-2016 - End Date 30-Jun-2017
FLINT
Home Disbursements and Unit Completions


Activity Type	Disbursed Amount	Units Completed	Units Occupied
Rentals	\$1,347,834.34	15	7
First Time Homebuyers	\$457,613.10	3	3
Existing Homeowners	\$114,349.03	2	2
Total, Rentals and TBRA	\$1,347,834.34	15	7
Total, Homebuyers and Homeowners	\$571,962.13	5	5
Grand Total	\$1,919,796.47	20	12

Home Unit Completions by Percent of Area Median Income

Activity Type						Units Completed	
	0% - 30%	31% - 50%	51% - 60%	61% - 80%	Total 0% - 60%	Total 0% - 80%	
Rentals	2	3	2	0	7	7	
First Time Homebuyers	1	1	0	1	2	3	
Existing Homeowners	0	0	0	2	0	2	
Total, Rentals and TBRA	2	3	2	0	7	7	
Total, Homebuyers and Homeowners	1	1	0	3	2	5	
Grand Total	3	4	2	3	9	12	

Home Unit Reported As Vacant

Activity Type	Reported as Vacant
Rentals	8
First Time Homebuyers	0
Existing Homeowners	0
Total, Rentals and TBRA	8
Total, Homebuyers and Homeowners	0
Grand Total	8



U.S. Department of Housing and Urban Development
Office of Community Planning and Development
Integrated Disbursement and Information System
HOME Summary of Accomplishments

DATE: 11-13-17
TIME: 14:27
PAGE: 2

Program Year: 2016


Start Date 01-Jul-2016 - End Date 30-Jun-2017

FLINT

Home Unit Completions by Racial / Ethnic Category

	Rentals		First Time Homebuyers		Existing Homeowners	
	Units Completed	Units Completed - Hispanics	Units Completed	Units Completed - Hispanics	Units Completed	Units Completed - Hispanics
White	2	0	2	0	0	0
Black/African American	4	0	0	0	2	0
Black/African American & White	0	0	1	0	0	0
Other multi-racial	1	0	0	0	0	0
Total	7	0	3	0	2	0

	Total, Rentals and TBRA		Total, Homebuyers and Homeowners		Grand Total	
	Units Completed	Units Completed - Hispanics	Units Completed	Units Completed - Hispanics	Units Completed	Units Completed - Hispanics
White	2	0	2	0	4	0
Black/African American	4	0	2	0	6	0
Black/African American & White	0	0	1	0	1	0
Other multi-racial	1	0	0	0	1	0
Total	7	0	5	0	12	0



U.S. Department of Housing and Urban Development
Office of Community Planning and Development
Integrated Disbursement and Information System
CDBG Activity Summary Report (GPR) for Program Year 2016
FLINT

Date: 13-Nov-2017
Time: 14:22
Page: 1

PGM Year: 1994
Project: 0002 - CONVERTED CDBG ACTIVITIES
IDIS Activity: 2 - CDBG COMMITTED FUNDS ADJUSTMENT

Status: Open
Location: ,

Objective:
Outcome:
Matrix Code: Interim Assistance (06)

National Objective:

Initial Funding Date: 01/01/0001

Description:

Financing


	Fund Type	Grant Year	Grant	Funded Amount	Drawn In Program Year	Drawn Thru Program Year
CDBG	EN	Pre-2015		\$33,854,392.13	\$0.00	\$0.00
		1989	B89MC260018		\$0.00	\$4,137,000.00
		1990	B90MC260018		\$0.00	\$3,988,000.00
		1991	B91MC260018		\$0.00	\$4,417,000.00
		1992	B92MC260018		\$0.00	\$4,609,000.00
		1993	B93MC260018		\$0.00	\$5,654,000.00
		1994	B94MC260018		\$0.00	\$6,257,000.00
		1995	B95MC260018		\$0.00	\$4,792,392.13
		2000	B00MC260018		\$0.00	\$0.00
		2001	B01MC260018		\$0.00	\$0.00
		2002	B02MC260018		\$0.00	\$9,459.82
		2003	B03MC260018		\$0.00	(\$9,459.82)
		2009	B09MC260018		\$0.00	\$40.93
		2012	B12MC260018		\$0.00	\$0.00
		2014	B14MC260018		\$0.00	\$0.00
Total	Total			\$33,854,392.13	\$0.00	\$33,854,433.06

Proposed Accomplishments

Actual Accomplishments

Number assisted:

	Owner		Renter		Total		Person	
	Total	Hispanic	Total	Hispanic	Total	Hispanic	Total	Hispanic
White:					0	0		
Black/African American:					0	0		
Asian:					0	0		
American Indian/Alaskan Native:					0	0		



U.S. Department of Housing and Urban Development
Office of Community Planning and Development
Integrated Disbursement and Information System
CDBG Activity Summary Report (GPR) for Program Year 2016
FLINT

Date: 13-Nov-2017
Time: 14:22
Page: 2

Native Hawaiian/Other Pacific Islander:	0	0							
American Indian/Alaskan Native & White:	0	0							
Asian White:	0	0							
Black/African American & White:	0	0							
American Indian/Alaskan Native & Black/African American:	0	0							
Other multi-racial:	0	0							
Asian/Pacific Islander:	0	0							
Hispanic:	0	0							
Total:	0	0	0	0	0	0	0	0	0
Female-headed Households:	0								

<i>Income Category:</i>				
	Owner	Renter	Total	Person
Extremely Low			0	
Low Mod			0	
Moderate			0	
Non Low Moderate			0	
Total	0	0	0	0
Percent Low/Mod				

Annual Accomplishments

No data returned for this view. This might be because the applied filter excludes all data.



U.S. Department of Housing and Urban Development
Office of Community Planning and Development
Integrated Disbursement and Information System
CDBG Activity Summary Report (GPR) for Program Year 2016
FLINT

Date: 13-Nov-2017

Time: 14:22

Page: 3

PGM Year: 2010
Project: 0022 - CITY OF FLINT DEVELOPMENT
IDIS Activity: 2256 - RESIDENTIAL DEMOLITION 10-085

Status: Open
Location: 1101 S Saginaw St Flint, MI 48502-1420

Objective: Create suitable living environments

Outcome: Sustainability

Matrix Code: Clearance and Demolition (04)

National Objective: LMA

Initial Funding Date: 12/01/2010

Description:

CITY OF FLINT DEVELOPMENT DIVISIONS WILL OPERATE THE DEMOLITION PROGRAM.

Financing

	Fund Type	Grant Year	Grant	Funded Amount	Drawn In Program Year	Drawn Thru Program Year
CDBG	EN	Pre-2015		\$518,807.83	\$0.00	\$0.00
		2010	B10MC260018		\$0.00	\$389,743.98
		2011	B11MC260018		\$0.00	\$59,684.33
		2013	B13MC260018		\$0.00	\$7,754.06
		2014	B14MC260018		\$0.00	\$61,625.46
Total	Total			\$518,807.83	\$0.00	\$518,807.83

Proposed Accomplishments

Housing Units : 60

Total Population in Service Area: 21,632

Census Tract Percent Low / Mod: 68.00

Annual Accomplishments

Years	Accomplishment Narrative	# Benefitting
2010	The City's Development Division did not demolish any residential with this grant in the program year. The funds will be expended next program year.	
2011	THE DEMOLITION DIVISION DEMOLISHED 61 RESIDENTIAL STRUCTURES IN PY11.	
2012	CITY CREWS DID NOT DEMOLISH ANY RESIDENTIAL STRUCTURES WITH THIS GRANT IN PY12.	
2014	The demolition of abandoned and hazardous structures addressed blighted conditions within residential neighborhoods created by abandoned, vacant and open structures. This funding was used to demolish commercial buildings within residential neighborhoods to meet the predetermined standard of immediate danger to person or properties. These structures were located in severely neglected areas with emphasis on target areas within the enterprise zone (Smith Village, Flint Park Lake, 3rd Avenue Corridor, Northeast Village, Safe School Routes and Downtown Development).	
2015	Staff is currently reconciling benefit/accomplishment data and will close activity upon reconciliation.	



U.S. Department of Housing and Urban Development
Office of Community Planning and Development
Integrated Disbursement and Information System
CDBG Activity Summary Report (GPR) for Program Year 2016
FLINT

Date: 13-Nov-2017
Time: 14:22
Page: 4

Years	Accomplishment Narrative	# Benefitting
2016	The demolition of abandoned and hazardous structures addressed blighted conditions within residential neighborhoods created by abandoned, vacant and open structures. This funding was used to demolish commercial buildings within residential neighborhoods that met the predetermined standard of immediate danger to person or properties. These structures were located in severely neglected areas with emphasis on target areas within certain Enterprise Zones (Smith Village, Flint Park Lake, 3rd Avenue Corridor, Northeast Village, Safe School Routes and Downtown Development).	



U.S. Department of Housing and Urban Development
Office of Community Planning and Development
Integrated Disbursement and Information System
CDBG Activity Summary Report (GPR) for Program Year 2016
FLINT

Date: 13-Nov-2017
Time: 14:22
Page: 5

PGM Year: 2011
Project: 0007 - CITY OF FLINT DEMOLITION
IDIS Activity: 2344 - CITY OF FLINT DEMOLITION 11-122

Status: Open
Location: 1101 S Saginaw St Flint, MI 48502-1420

Objective: Create suitable living environments
Outcome: Sustainability
Matrix Code: Clearance and Demolition (04)

National Objective: LMA

Initial Funding Date: 06/20/2012

Description:
CITYWIDE EMERGENCY DEMOLITION OF UNSAFE STRUCTURES.

Financing


	Fund Type	Grant Year	Grant	Funded Amount	Drawn In Program Year	Drawn Thru Program Year
CDBG	EN	Pre-2015		\$250,000.00	\$0.00	\$0.00
		2011	B11MC260018		\$0.00	\$181,143.24
		2012	B12MC260018		\$0.00	\$64,006.30
		2013	B13MC260018		\$0.00	\$2,249.09
Total	Total			\$250,000.00	\$0.00	\$247,398.63

Proposed Accomplishments

Housing Units : 34
Total Population in Service Area: 1,093
Census Tract Percent Low / Mod: 68.70

Annual Accomplishments

Years	Accomplishment Narrative	# Benefitting
2011	City crews demolished 19 structures in this program year. Demolition program will be completed in next program year.	
2014	The demolition of abandoned and hazardous structures addressed blighted conditions within residential neighborhoods created by abandoned, vacant and open structures. This funding was used to demolish buildings within the City of Flint to meet the predetermined standard of immediate danger to person or properties. Those structures were located in severely neglected areas with emphasis on target areas within the enterprise zone (Smith Village, Flint Park Lake, 3rd Avenue Corridor, Northeast Village, Safe School Routes and Downtown Development).	
2015	Staff is working to reconcile accounts and to enter accomplishment data. Upon completion, activity will be closed.	
2016	The demolition of abandoned and hazardous structures addressed blighted conditions within residential neighborhoods created by abandoned, vacant and open structures. This funding was used to demolish buildings within the City of Flint that met the predetermined standard of immediate danger to person or properties. Those structures were located in severely neglected areas with emphasis on target areas within certain Enterprise Zones (Smith Village, Flint Park Lake, 3rd Avenue Corridor, Northeast Village, Safe School Routes and Downtown Development).	



U.S. Department of Housing and Urban Development
Office of Community Planning and Development
Integrated Disbursement and Information System
CDBG Activity Summary Report (GPR) for Program Year 2016
FLINT

Date: 13-Nov-2017
Time: 14:22
Page: 6

PGM Year: 2012
Project: 0006 - COF Code Enforcement
IDIS Activity: 2413 - COF Code Enforcement 13-157

Status: Completed 3/9/2017 4:51:05 PM
Location: 1101 S Saginaw St Flint, MI 48502-1420

Objective: Create suitable living environments
Outcome: Sustainability
Matrix Code: Code Enforcement (15)

National Objective: LMA

Initial Funding Date: 10/06/2012

Description:

City of Flint will operate a code enforcement program.

Financing

	Fund Type	Grant Year	Grant	Funded Amount	Drawn In Program Year	Drawn Thru Program Year
CDBG	EN	Pre-2015		\$142,499.72	\$0.00	\$0.00
		2013	B13MC260018		\$0.00	\$51,994.99
		2014	B14MC260018		\$90,504.73	\$90,504.73
Total	Total			\$142,499.72	\$90,504.73	\$142,499.72

Proposed Accomplishments

Total Population in Service Area: 122,371
Census Tract Percent Low / Mod: 60.70

Annual Accomplishments

Years	Accomplishment Narrative	# Benefitting
2014		
2015	The accomplishments will be reported on contract 14-064, activity 2530.	



U.S. Department of Housing and Urban Development
Office of Community Planning and Development
Integrated Disbursement and Information System
CDBG Activity Summary Report (GPR) for Program Year 2016
FLINT

Date: 13-Nov-2017
Time: 14:22
Page: 7

PGM Year: 2012
Project: 0007 - COF Demolition Program
IDIS Activity: 2414 - COF Demolition 12-061

Status: Open
Location: 1101 S Saginaw St Flint, MI 48502-1420

Objective: Create suitable living environments
Outcome: Sustainability
Matrix Code: Clearance and Demolition (04)

National Objective: LMA

Initial Funding Date: 10/06/2012

Description:

City of Flint will operate a demolition program to demolish vacant and deteriorated structures throughout the city.

Financing

	Fund Type	Grant Year	Grant	Funded Amount	Drawn In Program Year	Drawn Thru Program Year
CDBG	EN	Pre-2015		\$172,400.00	\$0.00	\$0.00
		2011	B11MC260018		\$0.00	\$75,810.88
		2012	B12MC260018		\$0.00	\$74,709.18
		2013	B13MC260018		\$0.00	\$8,663.41
Total	Total			\$172,400.00	\$0.00	\$159,183.47

Proposed Accomplishments

Housing Units : 20
Total Population in Service Area: 4,424
Census Tract Percent Low / Mod: 78.40

Annual Accomplishments

Years	Accomplishment Narrative	# Benefitting
2014	Residential demolition assisted the City of Flint in improving blighted or severely neglected buildings. The removal of abandoned or hazardous structures in those areas should generate investment and increase the cities tax revenue. Demolition included predetermined properties that met the standard of immediate danger to person or property and also included properties which may need asbestos abatement and obtained approval for demolition from the Building Code Board of Appeals and were not subject to repair.	
2015	Staff is working to reconcile financials and units demolished. Will close activity upon completion.	
2016	Residential demolition completed by the City of Flint to improve blighted or severely neglected buildings. The removal of abandoned or hazardous structures in those areas helped increase public safety with the hope of generating future investment and increase the city's tax revenue. Predetermined properties that met the standard of immediate danger to person or property through the Standard Motion process from the Building Code Board of Appeals and were not subject to repair were chosen.	



U.S. Department of Housing and Urban Development
Office of Community Planning and Development
Integrated Disbursement and Information System
CDBG Activity Summary Report (GPR) for Program Year 2016
FLINT

Date: 13-Nov-2017
Time: 14:22
Page: 8

PGM Year: 2012
Project: 0009 - COF Smith Village Improvements
IDIS Activity: 2416 - Diponio Contracting

Status: Completed 8/24/2017 12:00:00 AM
Location: 1101 S Saginaw St Flint, MI 48502-1420

Objective: Create suitable living environments
Outcome: Availability/accessibility
Matrix Code: Water/Sewer Improvements (03J)

National Objective: LMA

Initial Funding Date: 10/06/2012

Description:

Diponio Contracting will make infrastructure improvements in Smith Village.

Financing

	Fund Type	Grant Year	Grant	Funded Amount	Drawn In Program Year	Drawn Thru Program Year
CDBG	EN	Pre-2015		\$946,201.23	\$0.00	\$0.00
		2011	B11MC260018		\$0.00	\$687,655.56
		2012	B12MC260018		\$0.00	\$258,545.67
Total	Total			\$946,201.23	\$0.00	\$946,201.23

Proposed Accomplishments

People (General) : 1,000

Total Population in Service Area: 461

Census Tract Percent Low / Mod: 75.70

Annual Accomplishments

Years	Accomplishment Narrative	# Benefitting
2012	DiPonio Contracting completed infrastructure improvements within the Smith Village housing development area.	



U.S. Department of Housing and Urban Development
Office of Community Planning and Development
Integrated Disbursement and Information System
CDBG Activity Summary Report (GPR) for Program Year 2016
FLINT

Date: 13-Nov-2017
Time: 14:22
Page: 9

PGM Year: 2009
Project: 0059 - CITY OF FLINT HOUSING REHAB
IDIS Activity: 2446 - 634 W AUSTIN

Status: Completed 12/18/2015 12:00:00 AM
Location: 634 W Austin Ave Flint, MI 48505-2622

Objective: Provide decent affordable housing
Outcome: Availability/accessibility
Matrix Code: Rehab; Single-Unit Residential (14A) **National Objective:** LMH

Initial Funding Date: 05/30/2013

Description:

CITY OF FLINT WILL USE CDBG FUNDS TO COMPLETE HOUSES ORIGINALLY FUNDED WITH NSP1 FUNDS.

Financing

	Fund Type	Grant Year	Grant	Funded Amount	Drawn In Program Year	Drawn Thru Program Year
CDBG	EN	Pre-2015		\$44,855.78	\$0.00	\$0.00
		2011	B11MC260018		\$0.00	\$878.68
		2012	B12MC260018		\$0.00	\$2,636.13
		2013	B13MC260018		\$0.00	\$41,035.97
		2014	B14MC260018		\$305.00	\$305.00
Total	Total			\$44,855.78	\$305.00	\$44,855.78

Proposed Accomplishments

Housing Units : 1

Actual Accomplishments

Number assisted:

	Owner		Renter		Total		Person	
	Total	Hispanic	Total	Hispanic	Total	Hispanic	Total	Hispanic
White:	0	0	0	0	0	0		0
Black/African American:	1	0	0	0	1	0	0	0
Asian:	0	0	0	0	0	0	0	0
American Indian/Alaskan Native:	0	0	0	0	0	0	0	0
Native Hawaiian/Other Pacific Islander:	0	0	0	0	0	0	0	0
American Indian/Alaskan Native & White:	0	0	0	0	0	0	0	0
Asian White:	0	0	0	0	0	0	0	0
Black/African American & White:	0	0	0	0	0	0	0	0
American Indian/Alaskan Native & Black/African American:	0	0	0	0	0	0	0	0
Other multi-racial:	0	0	0	0	0	0	0	0
Asian/Pacific Islander:	0	0	0	0	0	0	0	0



U.S. Department of Housing and Urban Development
Office of Community Planning and Development
Integrated Disbursement and Information System
CDBG Activity Summary Report (GPR) for Program Year 2016
FLINT

Date: 13-Nov-2017

Time: 14:22

Page: 10

Hispanic:	0	0	0	0	0	0	0	0
Total:	1	0	0	0	1	0	0	0

Female-headed Households:	0	0	0	0	0	0	0	0
---------------------------	---	---	---	---	---	---	---	---

Income Category:

	Owner	Renter	Total	Person
Extremely Low	1	0	1	0
Low Mod	0	0	0	0
Moderate	0	0	0	0
Non Low Moderate	0	0	0	0
Total	1	0	1	0
Percent Low/Mod	100.0%		100.0%	

Annual Accomplishments

Years	Accomplishment Narrative	# Benefitting
2012	This property was NSP1 property which required additional CDBG funded upon program expiration. Currently soliciting contractor as this was an Operation Unification contract. Activity will not be closed until rehabilitation completed and occupied.	
2014	This property completed and sold to an eligible homeowner. Project will be completed in IDIS and closed when program income is reconciled.	
2015	The rehabilitation for the property located at common address 634 W Austin was completed and sold to an eligible homebuyer on December 18, 2015.	



U.S. Department of Housing and Urban Development
Office of Community Planning and Development
Integrated Disbursement and Information System
CDBG Activity Summary Report (GPR) for Program Year 2016
FLINT

Date: 13-Nov-2017
Time: 14:22
Page: 11

PGM Year: 2009
Project: 0059 - CITY OF FLINT HOUSING REHAB
IDIS Activity: 2447 - 646 W AUSTIN AVE

Status: Completed 12/18/2015 12:00:00 AM
Location: 646 W Austin Ave Flint, MI 48505-2622

Objective: Provide decent affordable housing
Outcome: Availability/accessibility
Matrix Code: Rehab; Single-Unit Residential (14A) **National Objective:** LMH

Initial Funding Date: 05/30/2013

Description:

CITY OF FLINT WILL COMPLETE THE REHAB OF NSP1 HOME LOCATED AT 646 W AUSTIN WITH CDBG FUNDS.

Financing

	Fund Type	Grant Year	Grant	Funded Amount	Drawn In Program Year	Drawn Thru Program Year
CDBG	EN	Pre-2015		\$19,102.89	\$0.00	\$0.00
		2011	B11MC260018		\$0.00	\$608.10
		2012	B12MC260018		\$0.00	\$8,143.04
		2013	B13MC260018		\$0.00	\$10,025.39
		2014	B14MC260018		\$305.00	\$326.36
Total	Total			\$19,102.89	\$305.00	\$19,102.89

Proposed Accomplishments

Housing Units : 1

Actual Accomplishments

Number assisted:

	Owner		Renter		Total		Person	
	Total	Hispanic	Total	Hispanic	Total	Hispanic	Total	Hispanic
White:	0	0	0	0	0	0		0
Black/African American:	1	0	0	0	1	0	0	0
Asian:	0	0	0	0	0	0	0	0
American Indian/Alaskan Native:	0	0	0	0	0	0	0	0
Native Hawaiian/Other Pacific Islander:	0	0	0	0	0	0	0	0
American Indian/Alaskan Native & White:	0	0	0	0	0	0	0	0
Asian White:	0	0	0	0	0	0	0	0
Black/African American & White:	0	0	0	0	0	0	0	0
American Indian/Alaskan Native & Black/African American:	0	0	0	0	0	0	0	0
Other multi-racial:	0	0	0	0	0	0	0	0
Asian/Pacific Islander:	0	0	0	0	0	0	0	0



U.S. Department of Housing and Urban Development
Office of Community Planning and Development
Integrated Disbursement and Information System
CDBG Activity Summary Report (GPR) for Program Year 2016
FLINT

Date: 13-Nov-2017

Time: 14:22

Page: 12

Hispanic:	0	0	0	0	0	0	0	0
Total:	1	0	0	0	1	0	0	0

Female-headed Households:	0	0	0	0	0	0	0	0
---------------------------	---	---	---	---	---	---	---	---

Income Category:

	Owner	Renter	Total	Person
Extremely Low	0	0	0	0
Low Mod	1	0	1	0
Moderate	0	0	0	0
Non Low Moderate	0	0	0	0
Total	1	0	1	0
Percent Low/Mod	100.0%		100.0%	

Annual Accomplishments

Years	Accomplishment Narrative	# Benefitting
2012	The City has contractor in place awaiting a change order to complete additional work due to fire damage. Activity will not be closed until rehabilitation is complete and home is occupied.	
2014	The rehabilitation at the property located at 646 W Austin was completed and sold to an eligible homebuyer on 12/18/15.	



U.S. Department of Housing and Urban Development
Office of Community Planning and Development
Integrated Disbursement and Information System
CDBG Activity Summary Report (GPR) for Program Year 2016
FLINT

Date: 13-Nov-2017
Time: 14:22
Page: 13

PGM Year: 2009
Project: 0059 - CITY OF FLINT HOUSING REHAB
IDIS Activity: 2451 - 3513 KEYES

Status: Open
Location: 3513 Keyes St Flint, MI 48504-2205
Objective: Provide decent affordable housing
Outcome: Availability/accessibility
Matrix Code: Rehab; Single-Unit Residential (14A) **National Objective:** LMH

Initial Funding Date: 05/30/2013

Description:
CITY OF FLINT WILL COMPLETE THE REHAB OF NSP1 HOMES WITH CDBG FUNDS.

Financing

	Fund Type	Grant Year	Grant	Funded Amount	Drawn In Program Year	Drawn Thru Program Year
CDBG	EN	Pre-2015		\$45,342.13	\$0.00	\$0.00
		2011	B11MC260018		\$0.00	\$10,976.95
		2012	B12MC260018		\$0.00	\$7,916.41
		2013	B13MC260018		\$0.00	\$16,568.57
		2014	B14MC260018		\$2,351.78	\$2,382.72
Total	Total			\$45,342.13	\$2,351.78	\$37,844.65

Proposed Accomplishments

Housing Units : 1

Actual Accomplishments

Number assisted:

	Owner		Renter		Total		Person	
	Total	Hispanic	Total	Hispanic	Total	Hispanic	Total	Hispanic
White:	0	0	0	0	0	0		0
Black/African American:	0	0	0	0	0	0	0	0
Asian:	0	0	0	0	0	0	0	0
American Indian/Alaskan Native:	0	0	0	0	0	0	0	0
Native Hawaiian/Other Pacific Islander:	0	0	0	0	0	0	0	0
American Indian/Alaskan Native & White:	0	0	0	0	0	0	0	0
Asian White:	0	0	0	0	0	0	0	0
Black/African American & White:	0	0	0	0	0	0	0	0
American Indian/Alaskan Native & Black/African American:	0	0	0	0	0	0	0	0
Other multi-racial:	0	0	0	0	0	0	0	0
Asian/Pacific Islander:	0	0	0	0	0	0	0	0



U.S. Department of Housing and Urban Development
Office of Community Planning and Development
Integrated Disbursement and Information System
CDBG Activity Summary Report (GPR) for Program Year 2016
FLINT

Date: 13-Nov-2017

Time: 14:22

Page: 14

Hispanic:	0	0	0	0	0	0	0	0
Total:	0	0	0	0	0	0	0	0

Female-headed Households:	0	0	0	0	0	0	0	0
---------------------------	---	---	---	---	---	---	---	---

Income Category:

	Owner	Renter	Total	Person
Extremely Low	0	0	0	0
Low Mod	0	0	0	0
Moderate	0	0	0	0
Non Low Moderate	0	0	0	0
Total	0	0	0	0

Percent Low/Mod

Annual Accomplishments

Years	Accomplishment Narrative	# Benefitting
2012	Construction is underway; expected completion in 2014.	
2014	Rehabilitation at 3513 Keyes was completed by Urban Builders and Developers. Due to recent vandalism the property needs additional, minimal repairs. Because of this vandalism, the City of Flint contracted JCL Doors to install armor security doors to help prevent further damage to the home until sale. These repairs are expected to be completed by the closing scheduled for September 4, 2015. (Purchase Agreement Pending)	



U.S. Department of Housing and Urban Development
Office of Community Planning and Development
Integrated Disbursement and Information System
CDBG Activity Summary Report (GPR) for Program Year 2016
FLINT

Date: 13-Nov-2017
Time: 14:22
Page: 15

PGM Year: 2009
Project: 0059 - CITY OF FLINT HOUSING REHAB
IDIS Activity: 2452 - 610 W LORADO

Status: Open
Location: 610 W Lorado Ave Flint, MI 48505-2018

Objective: Provide decent affordable housing
Outcome: Availability/accessibility
Matrix Code: Rehab; Single-Unit Residential (14A) **National Objective:** LMH

Initial Funding Date: 05/30/2013

Description:
CITY OF FLINT WILL COMPLETE THE REHAB OF NSP1 HOMES WITH CDBG FUNDS.

Financing

	Fund Type	Grant Year	Grant	Funded Amount	Drawn In Program Year	Drawn Thru Program Year
CDBG	EN	Pre-2015		\$38,822.13	\$0.00	\$0.00
		2011	B11MC260018		\$0.00	\$4,456.57
		2012	B12MC260018		\$0.00	\$3,327.54
		2013	B13MC260018		\$0.00	\$1,411.39
		2014	B14MC260018		\$22,118.91	\$28,924.29
Total	Total			\$38,822.13	\$22,118.91	\$38,119.79


Proposed Accomplishments

Housing Units : 1

Actual Accomplishments

Number assisted:

	Owner		Renter		Total		Person	
	Total	Hispanic	Total	Hispanic	Total	Hispanic	Total	Hispanic
White:	0	0	0	0	0	0		0
Black/African American:	0	0	0	0	0	0	0	0
Asian:	0	0	0	0	0	0	0	0
American Indian/Alaskan Native:	0	0	0	0	0	0	0	0
Native Hawaiian/Other Pacific Islander:	0	0	0	0	0	0	0	0
American Indian/Alaskan Native & White:	0	0	0	0	0	0	0	0
Asian White:	0	0	0	0	0	0	0	0
Black/African American & White:	0	0	0	0	0	0	0	0
American Indian/Alaskan Native & Black/African American:	0	0	0	0	0	0	0	0
Other multi-racial:	0	0	0	0	0	0	0	0
Asian/Pacific Islander:	0	0	0	0	0	0	0	0



U.S. Department of Housing and Urban Development
Office of Community Planning and Development
Integrated Disbursement and Information System
CDBG Activity Summary Report (GPR) for Program Year 2016
FLINT

Date: 13-Nov-2017
Time: 14:22
Page: 16

Hispanic:	0	0	0	0	0	0	0	0
Total:	0	0	0	0	0	0	0	0

Female-headed Households:	0	0	0	0	0	0	0	0
---------------------------	---	---	---	---	---	---	---	---

Income Category:

	Owner	Renter	Total	Person
Extremely Low	0	0	0	0
Low Mod	0	0	0	0
Moderate	0	0	0	0
Non Low Moderate	0	0	0	0
Total	0	0	0	0

Percent Low/Mod

Annual Accomplishments

Years	Accomplishment Narrative	# Benefitting
2012	Contractor awaiting resolution of BSI inspection of driveway and basement wall. In process of preparing change order for necessary repairs based on BSI findingsh. 1/23/14	
2014	Rehabilitation at 610 W Lorado was completed by R.E. Carroll Builders. Per Building and Safety Inspections (BSI) additional foundation work and re-inspection of an exterior wall adjacent to the driveway was necessary to complete rehabilitation work. The additional work and re-inspection was bid out and the successful bidder, Gary Purkey Builders LLC, has been selected. A contract is currently being drafted to perform this work. The re-inspection and all work associated with this property should be completed within the next 60 days. (Purchase Agreement Pending)	



U.S. Department of Housing and Urban Development
Office of Community Planning and Development
Integrated Disbursement and Information System
CDBG Activity Summary Report (GPR) for Program Year 2016
FLINT

Date: 13-Nov-2017
Time: 14:22
Page: 17

PGM Year: 2009
Project: 0059 - CITY OF FLINT HOUSING REHAB
IDIS Activity: 2453 - 1318 W MOORE

Status: Open
Location: 1318 W Moore St Flint, MI 48504-2258

Objective: Provide decent affordable housing
Outcome: Availability/accessibility
Matrix Code: Rehab; Single-Unit Residential (14A) **National Objective:** LMH

Initial Funding Date: 05/30/2013

Description:

CITY OF FLINT WILL COMPLETE THE REHAB OF 1318 MOORE ST (A STRUCTURE INITIALLY FUNDED WITH NSP1 FUNDS) WITH CDBG FUNDS.

Financing

	Fund Type	Grant Year	Grant	Funded Amount	Drawn In Program Year	Drawn Thru Program Year
CDBG	EN	Pre-2015		\$64,000.00	\$0.00	\$0.00
		2011	B11MC260018		\$0.00	\$21,471.47
		2012	B12MC260018		\$0.00	\$6,954.25
		2013	B13MC260018		\$0.00	\$29,555.53
		2014	B14MC260018		\$5,183.15	\$5,276.83
Total	Total			\$64,000.00	\$5,183.15	\$63,258.08

Proposed Accomplishments

Housing Units : 1

Actual Accomplishments

Number assisted:

	Owner		Renter		Total		Person	
	Total	Hispanic	Total	Hispanic	Total	Hispanic	Total	Hispanic
White:	0	0	0	0	0	0		0
Black/African American:	0	0	0	0	0	0	0	0
Asian:	0	0	0	0	0	0	0	0
American Indian/Alaskan Native:	0	0	0	0	0	0	0	0
Native Hawaiian/Other Pacific Islander:	0	0	0	0	0	0	0	0
American Indian/Alaskan Native & White:	0	0	0	0	0	0	0	0
Asian White:	0	0	0	0	0	0	0	0
Black/African American & White:	0	0	0	0	0	0	0	0
American Indian/Alaskan Native & Black/African American:	0	0	0	0	0	0	0	0
Other multi-racial:	0	0	0	0	0	0	0	0
Asian/Pacific Islander:	0	0	0	0	0	0	0	0



U.S. Department of Housing and Urban Development
Office of Community Planning and Development
Integrated Disbursement and Information System
CDBG Activity Summary Report (GPR) for Program Year 2016
FLINT

Date: 13-Nov-2017

Time: 14:22

Page: 18

Hispanic:	0	0	0	0	0	0	0	0
Total:	0	0	0	0	0	0	0	0

Female-headed Households:	0	0	0	0	0	0	0	0
---------------------------	---	---	---	---	---	---	---	---

Income Category:

	Owner	Renter	Total	Person
Extremely Low	0	0	0	0
Low Mod	0	0	0	0
Moderate	0	0	0	0
Non Low Moderate	0	0	0	0
Total	0	0	0	0

Percent Low/Mod

Annual Accomplishments

Years	Accomplishment Narrative	# Benefitting
2012	CHANGE ORDER EXECUTED WITH MOORE AND SONS FOR REHAB OF PROPERTY LOCATED AT 1318 W MOORE. ORIGINALLY FUNDED WITH NSP1 DOLLARS, Construction is underway. Expected completion in 2014.	
2014	Moore and Son's completed the rehabilitation at 1318 W Moore and a final inspection is scheduled with Building and Safety Inspections. Due to recent vandalism, the City of Flint contracted JCL Doors to install armor security doors to help prevent further damage to the home until sale. (Currently No Purchase Agreement)	



U.S. Department of Housing and Urban Development
Office of Community Planning and Development
Integrated Disbursement and Information System
CDBG Activity Summary Report (GPR) for Program Year 2016
FLINT

Date: 13-Nov-2017
Time: 14:22
Page: 19

PGM Year: 2009
Project: 0059 - CITY OF FLINT HOUSING REHAB
IDIS Activity: 2454 - 1414 W MOORE #1

Status: Open
Location: 1414 W Moore St #1 Flint, MI 48504-3548

Objective: Provide decent affordable housing
Outcome: Availability/accessibility
Matrix Code: Rehab; Single-Unit Residential (14A) **National Objective:** LMH

Initial Funding Date: 05/30/2013

Description:
CITY OF FLINT WILL COMPLETE THE REHAB OF NSP1 HOMES WITH CDBG FUNDS.

Financing

	Fund Type	Grant Year	Grant	Funded Amount	Drawn In Program Year	Drawn Thru Program Year
CDBG	EN	Pre-2015		\$25,822.12	\$0.00	\$0.00
		2011	B11MC260018		\$0.00	\$581.05
		2012	B12MC260018		\$0.00	\$14,133.18
		2013	B13MC260018		\$0.00	\$1,288.16
		2014	B14MC260018		\$3,342.58	\$3,919.38
Total	Total			\$25,822.12	\$3,342.58	\$19,921.77

Proposed Accomplishments

Housing Units : 1

Actual Accomplishments

Number assisted:

	Owner		Renter		Total		Person	
	Total	Hispanic	Total	Hispanic	Total	Hispanic	Total	Hispanic
White:	0	0	0	0	0	0		0
Black/African American:	0	0	0	0	0	0	0	0
Asian:	0	0	0	0	0	0	0	0
American Indian/Alaskan Native:	0	0	0	0	0	0	0	0
Native Hawaiian/Other Pacific Islander:	0	0	0	0	0	0	0	0
American Indian/Alaskan Native & White:	0	0	0	0	0	0	0	0
Asian White:	0	0	0	0	0	0	0	0
Black/African American & White:	0	0	0	0	0	0	0	0
American Indian/Alaskan Native & Black/African American:	0	0	0	0	0	0	0	0
Other multi-racial:	0	0	0	0	0	0	0	0
Asian/Pacific Islander:	0	0	0	0	0	0	0	0



U.S. Department of Housing and Urban Development
Office of Community Planning and Development
Integrated Disbursement and Information System
CDBG Activity Summary Report (GPR) for Program Year 2016
FLINT

Date: 13-Nov-2017

Time: 14:22

Page: 20

Hispanic:	0	0	0	0	0	0	0	0
Total:	0	0	0	0	0	0	0	0

Female-headed Households:	0	0	0	0	0	0	0	0
---------------------------	---	---	---	---	---	---	---	---

Income Category:

	Owner	Renter	Total	Person
Extremely Low	0	0	0	0
Low Mod	0	0	0	0
Moderate	0	0	0	0
Non Low Moderate	0	0	0	0
Total	0	0	0	0

Percent Low/Mod

Annual Accomplishments

Years	Accomplishment Narrative	# Benefitting
2012	Construction is underway. Expected completion in 2014.	
2014	The property located at 1414 West Moore is currently undergoing rehabilitation by Moore and Son's Construction. Due to recent vandalism, the property has additional repairs that need to be completed. Because of this vandalism, the City of Flint contracted JCL Doors to install armor security doors to help prevent further damage to the home. These repairs should be completed within the next 60 days. (Purchase Agreement Pending)	



U.S. Department of Housing and Urban Development
Office of Community Planning and Development
Integrated Disbursement and Information System
CDBG Activity Summary Report (GPR) for Program Year 2016
FLINT

Date: 13-Nov-2017
Time: 14:22
Page: 21

PGM Year: 2009
Project: 0059 - CITY OF FLINT HOUSING REHAB
IDIS Activity: 2455 - 1414 MOORE #2

Status: Open
Location: 1414 W Moore St #2 Flint, MI 48504-3548

Objective: Provide decent affordable housing
Outcome: Availability/accessibility
Matrix Code: Rehab; Single-Unit Residential (14A) **National Objective:** LMH

Initial Funding Date: 05/30/2013

Description:
CITY OF FLINT WILL COMPLETE THE REHAB OF NSP1 HOMES WITH CDBG FUNDS.

Financing

	Fund Type	Grant Year	Grant	Funded Amount	Drawn In Program Year	Drawn Thru Program Year
CDBG	EN	Pre-2015		\$29,952.12	\$0.00	\$0.00
		2011	B11MC260018		\$0.00	\$493.56
		2012	B12MC260018		\$0.00	\$25,255.46
		2013	B13MC260018		\$0.00	\$1,460.42
		2014	B14MC260018		\$507.60	\$1,473.18
Total	Total			\$29,952.12	\$507.60	\$28,682.62

Proposed Accomplishments

Actual Accomplishments

Number assisted:

	Owner		Renter		Total		Person	
	Total	Hispanic	Total	Hispanic	Total	Hispanic	Total	Hispanic
White:	0	0	0	0	0	0		0
Black/African American:	0	0	0	0	0	0	0	0
Asian:	0	0	0	0	0	0	0	0
American Indian/Alaskan Native:	0	0	0	0	0	0	0	0
Native Hawaiian/Other Pacific Islander:	0	0	0	0	0	0	0	0
American Indian/Alaskan Native & White:	0	0	0	0	0	0	0	0
Asian White:	0	0	0	0	0	0	0	0
Black/African American & White:	0	0	0	0	0	0	0	0
American Indian/Alaskan Native & Black/African American:	0	0	0	0	0	0	0	0
Other multi-racial:	0	0	0	0	0	0	0	0
Asian/Pacific Islander:	0	0	0	0	0	0	0	0
Hispanic:	0	0	0	0	0	0	0	0



U.S. Department of Housing and Urban Development
Office of Community Planning and Development
Integrated Disbursement and Information System
CDBG Activity Summary Report (GPR) for Program Year 2016
FLINT

Date: 13-Nov-2017

Time: 14:22

Page: 22

Total: 0 0 0 0 0 0 0 0

Female-headed Households: 0 0 0

Income Category:

	Owner	Renter	Total	Person
Extremely Low	0	0	0	0
Low Mod	0	0	0	0
Moderate	0	0	0	0
Non Low Moderate	0	0	0	0
Total	0	0	0	0

Percent Low/Mod

Annual Accomplishments

Years	Accomplishment Narrative	# Benefitting
2012	CONTRACTOR (Moore and Sons) PROGRESSING TOWARDS COMPLETION OF HOME. EXPECTED COMPLETION IN 2014.	
2014	The property located at 1414 West Moore is currently undergoing rehabilitation by Moore and Son's Construction. Due to recent vandalism, the property has additional repairs that need to be completed. Because of this vandalism, the City of Flint contracted JCL Doors to install armor security doors to help prevent further damage to the home. These repairs should be completed within the next 60 days. (Purchase Agreement Pending)	



U.S. Department of Housing and Urban Development
Office of Community Planning and Development
Integrated Disbursement and Information System
CDBG Activity Summary Report (GPR) for Program Year 2016
FLINT

Date: 13-Nov-2017
Time: 14:22
Page: 23

PGM Year: 2009
Project: 0059 - CITY OF FLINT HOUSING REHAB
IDIS Activity: 2456 - 638 W RUTH AVE

Status: Open
Location: 638 W Ruth Ave Flint, MI 48505-2644

Objective: Provide decent affordable housing
Outcome: Availability/accessibility
Matrix Code: Rehab; Single-Unit Residential (14A) **National Objective:** LMH

Initial Funding Date: 05/30/2013

Description:
CITY OF FLINT WILL COMPLETE THE REHAB OF NSP1 HOMES WITH CDBG FUNDS.

Financing

	Fund Type	Grant Year	Grant	Funded Amount	Drawn In Program Year	Drawn Thru Program Year
CDBG	EN	Pre-2015		\$53,362.12	\$0.00	\$0.00
		2011	B11MC260018		\$0.00	\$259.33
		2012	B12MC260018		\$0.00	\$2,889.97
		2013	B13MC260018		\$0.00	\$21,775.09
		2014	B14MC260018		\$4,789.60	\$7,961.56
Total	Total			\$53,362.12	\$4,789.60	\$32,885.95

Proposed Accomplishments

Housing Units : 1

Actual Accomplishments

Number assisted:

	Owner		Renter		Total		Person	
	Total	Hispanic	Total	Hispanic	Total	Hispanic	Total	Hispanic
White:	0	0	0	0	0	0		0
Black/African American:	0	0	0	0	0	0	0	0
Asian:	0	0	0	0	0	0	0	0
American Indian/Alaskan Native:	0	0	0	0	0	0	0	0
Native Hawaiian/Other Pacific Islander:	0	0	0	0	0	0	0	0
American Indian/Alaskan Native & White:	0	0	0	0	0	0	0	0
Asian White:	0	0	0	0	0	0	0	0
Black/African American & White:	0	0	0	0	0	0	0	0
American Indian/Alaskan Native & Black/African American:	0	0	0	0	0	0	0	0
Other multi-racial:	0	0	0	0	0	0	0	0
Asian/Pacific Islander:	0	0	0	0	0	0	0	0



U.S. Department of Housing and Urban Development
Office of Community Planning and Development
Integrated Disbursement and Information System
CDBG Activity Summary Report (GPR) for Program Year 2016
FLINT

Date: 13-Nov-2017

Time: 14:22

Page: 24

Hispanic:	0	0	0	0	0	0	0	0
Total:	0	0	0	0	0	0	0	0

Female-headed Households:	0	0	0	0	0	0	0	0
---------------------------	---	---	---	---	---	---	---	---

Income Category:

	Owner	Renter	Total	Person
Extremely Low	0	0	0	0
Low Mod	0	0	0	0
Moderate	0	0	0	0
Non Low Moderate	0	0	0	0
Total	0	0	0	0

Percent Low/Mod

Annual Accomplishments

Years	Accomplishment Narrative	# Benefitting
2012	CONSTRUCTION STALLED - EXPECTED TO RESUME IN THE SPRING OF 2014.	
2014	Rehabilitation at 638 West Ruth was originally started by Operation Unification but not completed. The remaining work was bid out and the successful bidder is Fowler Construction. A contract is currently being drafted to perform work necessary to complete the rehabilitation. The work associated with this property should be completed within the next 60 days. (Currently No Purchase Agreement)	



U.S. Department of Housing and Urban Development
Office of Community Planning and Development
Integrated Disbursement and Information System
CDBG Activity Summary Report (GPR) for Program Year 2016
FLINT

Date: 13-Nov-2017
Time: 14:22
Page: 25

PGM Year: 2009
Project: 0059 - CITY OF FLINT HOUSING REHAB
IDIS Activity: 2457 - 642 W RUTH AVE

Status: Open
Location: 642 W Ruth Ave Flint, MI 48505-2644

Objective: Provide decent affordable housing
Outcome: Availability/accessibility
Matrix Code: Rehab; Single-Unit Residential (14A) **National Objective:** LMH

Initial Funding Date: 05/30/2013

Description:
CITY OF FLINT WILL COMPLETE THE REHAB OF NSP1 HOMES WITH CDBG FUNDS.

Financing

	Fund Type	Grant Year	Grant	Funded Amount	Drawn In Program Year	Drawn Thru Program Year
CDBG	EN	Pre-2015		\$26,822.13	\$0.00	\$0.00
		2011	B11MC260018		\$0.00	\$623.94
		2012	B12MC260018		\$0.00	\$2,989.42
		2013	B13MC260018		\$0.00	\$761.88
		2014	B14MC260018		\$5,221.52	\$5,369.98
Total	Total			\$26,822.13	\$5,221.52	\$9,745.22

Proposed Accomplishments

Housing Units : 1

Actual Accomplishments

Number assisted:

	Owner		Renter		Total		Person	
	Total	Hispanic	Total	Hispanic	Total	Hispanic	Total	Hispanic
White:	0	0	0	0	0	0		0
Black/African American:	0	0	0	0	0	0	0	0
Asian:	0	0	0	0	0	0	0	0
American Indian/Alaskan Native:	0	0	0	0	0	0	0	0
Native Hawaiian/Other Pacific Islander:	0	0	0	0	0	0	0	0
American Indian/Alaskan Native & White:	0	0	0	0	0	0	0	0
Asian White:	0	0	0	0	0	0	0	0
Black/African American & White:	0	0	0	0	0	0	0	0
American Indian/Alaskan Native & Black/African American:	0	0	0	0	0	0	0	0
Other multi-racial:	0	0	0	0	0	0	0	0
Asian/Pacific Islander:	0	0	0	0	0	0	0	0



U.S. Department of Housing and Urban Development
Office of Community Planning and Development
Integrated Disbursement and Information System
CDBG Activity Summary Report (GPR) for Program Year 2016
FLINT

Date: 13-Nov-2017

Time: 14:22

Page: 26

Hispanic:	0	0	0	0	0	0	0	0
Total:	0	0	0	0	0	0	0	0

Female-headed Households:	0	0	0	0	0	0	0	0
---------------------------	---	---	---	---	---	---	---	---

Income Category:

	Owner	Renter	Total	Person
Extremely Low	0	0	0	0
Low Mod	0	0	0	0
Moderate	0	0	0	0
Non Low Moderate	0	0	0	0
Total	0	0	0	0

Percent Low/Mod

Annual Accomplishments

Years	Accomplishment Narrative	# Benefitting
2012	CONSTRUCTION STALLED - EXPECTED TO RESUME IN THE SPRING OF 2014.	
2014	Rehabilitation at 642 West Ruth was originally started by Operation Unification but not completed. The remaining work was bid out and the successful bidder is Gary Purkey Builders LLS. A contract is currently being drafted to perform work necessary to complete the rehabilitation. The work associated with this property should be completed within the next 60 days. (Purchase Agreement Pending)	



U.S. Department of Housing and Urban Development
Office of Community Planning and Development
Integrated Disbursement and Information System
CDBG Activity Summary Report (GPR) for Program Year 2016
FLINT

Date: 13-Nov-2017
Time: 14:22
Page: 27

PGM Year: 2009
Project: 0059 - CITY OF FLINT HOUSING REHAB
IDIS Activity: 2459 - 3506 WINONA

Status: Completed 8/7/2015 12:00:00 AM
Location: 3506 Winona St Flint, MI 48504-2157

Objective: Provide decent affordable housing
Outcome: Availability/accessibility
Matrix Code: Rehab; Single-Unit Residential (14A) **National Objective:** LMH

Initial Funding Date: 05/30/2013

Description:
CITY OF FLINT WILL COMPLETE THE REHAB OF NSP1 HOMES WITH CDBG FUNDS.

Financing

	Fund Type	Grant Year	Grant	Funded Amount	Drawn In Program Year	Drawn Thru Program Year
CDBG	EN	Pre-2015		\$25,319.91	\$0.00	\$0.00
		2011	B11MC260018		\$0.00	\$17,239.93
		2012	B12MC260018		\$0.00	\$6,933.12
		2013	B13MC260018		\$0.00	\$841.86
		2014	B14MC260018		\$305.00	\$305.00
Total	Total			\$25,319.91	\$305.00	\$25,319.91

Proposed Accomplishments

Housing Units : 1

Actual Accomplishments

Number assisted:

	Owner		Renter		Total		Person	
	Total	Hispanic	Total	Hispanic	Total	Hispanic	Total	Hispanic
White:	0	0	0	0	0	0		0
Black/African American:	1	0	0	0	1	0	0	0
Asian:	0	0	0	0	0	0	0	0
American Indian/Alaskan Native:	0	0	0	0	0	0	0	0
Native Hawaiian/Other Pacific Islander:	0	0	0	0	0	0	0	0
American Indian/Alaskan Native & White:	0	0	0	0	0	0	0	0
Asian White:	0	0	0	0	0	0	0	0
Black/African American & White:	0	0	0	0	0	0	0	0
American Indian/Alaskan Native & Black/African American:	0	0	0	0	0	0	0	0
Other multi-racial:	0	0	0	0	0	0	0	0
Asian/Pacific Islander:	0	0	0	0	0	0	0	0



U.S. Department of Housing and Urban Development
Office of Community Planning and Development
Integrated Disbursement and Information System
CDBG Activity Summary Report (GPR) for Program Year 2016
FLINT

Date: 13-Nov-2017

Time: 14:22

Page: 28

Hispanic:	0	0	0	0	0	0	0	0
Total:	1	0	0	0	1	0	0	0
Female-headed Households:	0		0		0			

Income Category:

	Owner	Renter	Total	Person
Extremely Low	1	0	1	0
Low Mod	0	0	0	0
Moderate	0	0	0	0
Non Low Moderate	0	0	0	0
Total	1	0	1	0
Percent Low/Mod	100.0%		100.0%	

Annual Accomplishments

Years	Accomplishment Narrative	# Benefitting
2012	Rehabilitation was completed at the common address of 3506 Winona and sold to an income qualified buyer on August 7, 2015.	



U.S. Department of Housing and Urban Development
Office of Community Planning and Development
Integrated Disbursement and Information System
CDBG Activity Summary Report (GPR) for Program Year 2016
FLINT

Date: 13-Nov-2017
Time: 14:22
Page: 29

PGM Year: 2013
Project: 0014 - Commercial Demolition
IDIS Activity: 2475 - COF Com Demo FHUD14 13-108

Status: Open
Location: Address Suppressed

Objective: Create suitable living environments
Outcome: Sustainability
Matrix Code: Clearance and Demolition (04)

National Objective: LMA

Initial Funding Date: 05/29/2014

Description:

The City of Flint will improve sustainability for low to moderate income persons in COF.
Approximately 25 commercial structures which cause risk to the health and safety of the City of Flint residents will be demolished

Financing


	Fund Type	Grant Year	Grant	Funded Amount	Drawn In Program Year	Drawn Thru Program Year
CDBG	EN	Pre-2015		\$412,244.92	\$0.00	\$0.00
		2013	B13MC260018		\$0.00	\$220,304.24
		2014	B14MC260018		\$2,738.71	\$191,202.63
Total	Total			\$412,244.92	\$2,738.71	\$411,506.87

Proposed Accomplishments

Housing Units : 25
Total Population in Service Area: 16,181
Census Tract Percent Low / Mod: 67.36

Annual Accomplishments

Years	Accomplishment Narrative	# Benefitting
2014	The funding supported the continuation of an existing demolition program at the City of Flint. The funding was focused on the demolition of commercial and residential structures for which funding was rarely allocated. The funding supported all activities necessary to take a commercial structure through the environmental clearance process, to demolition, to record keeping and filing. With this funding, the City intended to demolish approximately 24 commercial and residential structures that are blighting communities and present physical hazards to community members. This project did help to create suitable living environments for nearby residents as well as support the sustainability of these neighborhoods by removing blight and hazards. Removal of blight did increase property values, lessen vandalism, decrease arson, gang and drug activity, and instances of other criminal activity such as vagrancy, prostitution and squatting.	
2015	Pre-demolition and demolition activities were completed for the following 15 commercial and residential demolitions projects (along with all federally required environmental, remediation and abatement services, water cuts, etc.): 1222 Rankin, 2325 Forest Hill, 2310 Delmar, 2334 Humboldt, 2338 Humboldt, 2513 Humboldt, 2610 Forest Hill, 3113 N Saginaw, 2450 W Pasadena, 3601 Alexander, 3306 Flushing, 2523 Clío, 1110 M L King, 211 W Twelfth, 1220 S Grand Traverse.	



U.S. Department of Housing and Urban Development
Office of Community Planning and Development
Integrated Disbursement and Information System
CDBG Activity Summary Report (GPR) for Program Year 2016
FLINT

Date: 13-Nov-2017
Time: 14:22
Page: 30

PGM Year: 2013
Project: 0015 - Code Enforcement/ COF FPD
IDIS Activity: 2476 - COF Code Enforcement 13-110

Status: Completed 2/17/2017 12:00:00 AM
Location: 1101 S Saginaw St Flint, MI 48502-1420

Objective: Create suitable living environments
Outcome: Sustainability
Matrix Code: Code Enforcement (15)

National Objective: LMA

Initial Funding Date: 01/14/2014

Description:

City Neighborhood Service Officers will address blight in low to moderate income areas that have a high concentration of foreclosure actions.

Financing

	Fund Type	Grant Year	Grant	Funded Amount	Drawn In Program Year	Drawn Thru Program Year
CDBG	EN	Pre-2015		\$141,918.20	\$0.00	\$0.00
		2013	B13MC260018		\$0.00	\$101,914.54
		2014	B14MC260018		\$0.00	\$40,003.66
Total	Total			\$141,918.20	\$0.00	\$141,918.20

Proposed Accomplishments

Total Population in Service Area: 105,355
Census Tract Percent Low / Mod: 62.19

Annual Accomplishments

Years	Accomplishment Narrative	# Benefitting
2015	Reported on activity 2530, 15-095	



U.S. Department of Housing and Urban Development
Office of Community Planning and Development
Integrated Disbursement and Information System
CDBG Activity Summary Report (GPR) for Program Year 2016
FLINT

Date: 13-Nov-2017
Time: 14:22
Page: 31

PGM Year: 2013
Project: 0019 - CWE/Rehab 13-14 Action Plan - GCCARD
IDIS Activity: 2480 - CWE - GCCARD 13-103

Status: Completed 2/17/2017 12:00:00 AM
Location: Address Suppressed

Objective: Create suitable living environments

Outcome: Availability/accessibility

Matrix Code: Rehab; Single-Unit Residential (14A)

National Objective: LMH

Initial Funding Date: 01/14/2014

Description:

GCCARD will conduct intake and outreach, marketing, specification writing and inspections related to the City's CWE and Rehab programs.

Financing

	Fund Type	Grant Year	Grant	Funded Amount	Drawn In Program Year	Drawn Thru Program Year
CDBG	EN	Pre-2015		\$480,122.82	\$0.00	\$0.00
		2013	B13MC260018		\$0.00	\$468,839.95
		2014	B14MC260018		\$0.69	\$11,282.87
Total	Total			\$480,122.82	\$0.69	\$480,122.82


Proposed Accomplishments

Housing Units : 23

Actual Accomplishments

Number assisted:

	Owner		Renter		Total		Person	
	Total	Hispanic	Total	Hispanic	Total	Hispanic	Total	Hispanic
White:	1	0	0	0	1	0	0	0
Black/African American:	11	0	0	0	11	0	0	0
Asian:	0	0	0	0	0	0	0	0
American Indian/Alaskan Native:	0	0	0	0	0	0	0	0
Native Hawaiian/Other Pacific Islander:	0	0	0	0	0	0	0	0
American Indian/Alaskan Native & White:	0	0	0	0	0	0	0	0
Asian White:	0	0	0	0	0	0	0	0
Black/African American & White:	0	0	0	0	0	0	0	0
American Indian/Alaskan Native & Black/African American:	0	0	0	0	0	0	0	0
Other multi-racial:	0	0	0	0	0	0	0	0
Asian/Pacific Islander:	0	0	0	0	0	0	0	0
Hispanic:	0	0	0	0	0	0	0	0
Total:	12	0	0	0	12	0	0	0



U.S. Department of Housing and Urban Development
Office of Community Planning and Development
Integrated Disbursement and Information System
CDBG Activity Summary Report (GPR) for Program Year 2016
FLINT

Date: 13-Nov-2017
Time: 14:22
Page: 32

Female-headed Households: 8 0 8

Income Category:

	Owner	Renter	Total	Person
Extremely Low	1	0	1	0
Low Mod	0	0	0	0
Moderate	11	0	11	0
Non Low Moderate	0	0	0	0
Total	12	0	12	0
Percent Low/Mod	100.0%		100.0%	

Annual Accomplishments

Years	Accomplishment Narrative	# Benefitting
2013	GCCARD performed intake and spec writing for the City of Flint Emergency Repair (CWE) program. They also managed subcontractors that performed the repairs to one or more of the following areas: roofing, electrical, plumbing and HVAC. They also performed lead testing and risk assessment through a third party agency that certified to perform those types of tests. Currently GCCARD performed intake and managed over 12 CWE repairs (roofing and carpentry) and 2 lead testing and risk assessments.	
2014	GCCARD provided emergency repair services to homes in the City of Flint. Services were provided in geographic areas identified by the City of Flint or City Wide with approval from the City of Flint. Services were provided to income qualified households as defined by the City of Flint. Services were provided in geographic areas identified by the City of Flint or City Wide with approval from the City of Flint. Services were provided to income qualified households as defined by the City of Flint.	



U.S. Department of Housing and Urban Development
Office of Community Planning and Development
Integrated Disbursement and Information System
CDBG Activity Summary Report (GPR) for Program Year 2016
FLINT

Date: 13-Nov-2017
Time: 14:22
Page: 33

PGM Year: 2009
Project: 0059 - CITY OF FLINT HOUSING REHAB
IDIS Activity: 2482 - 645 W Ruth

Status: Open
Location: 1101 S Saginaw St Flint, MI 48502-1420
Objective: Provide decent affordable housing
Outcome: Availability/accessibility
Matrix Code: Rehab; Single-Unit Residential (14A) **National Objective:** LMH

Initial Funding Date: 01/22/2014

Description:

CITY OF FLINT WILL USE CDBG FUNDS TO COMPLETE HOUSES ORIGINALLY FUNDED WITH NSP1 FUNDS.

Financing

	Fund Type	Grant Year	Grant	Funded Amount	Drawn In Program Year	Drawn Thru Program Year
CDBG	EN	Pre-2015		\$3,924.13	\$0.00	\$0.00
		2012	B12MC260018		\$0.00	\$3,699.13
		2013	B13MC260018		\$0.00	\$225.00
Total	Total			\$3,924.13	\$0.00	\$3,924.13

Proposed Accomplishments

Housing Units : 1

Actual Accomplishments

Number assisted:

	Owner		Renter		Total		Person	
	Total	Hispanic	Total	Hispanic	Total	Hispanic	Total	Hispanic
White:	0	0	0	0	0	0		0
Black/African American:	1	0	0	0	1	0	0	0
Asian:	0	0	0	0	0	0	0	0
American Indian/Alaskan Native:	0	0	0	0	0	0	0	0
Native Hawaiian/Other Pacific Islander:	0	0	0	0	0	0	0	0
American Indian/Alaskan Native & White:	0	0	0	0	0	0	0	0
Asian White:	0	0	0	0	0	0	0	0
Black/African American & White:	0	0	0	0	0	0	0	0
American Indian/Alaskan Native & Black/African American:	0	0	0	0	0	0	0	0
Other multi-racial:	0	0	0	0	0	0	0	0
Asian/Pacific Islander:	0	0	0	0	0	0	0	0
Hispanic:	0	0	0	0	0	0	0	0
Total:	1	0	0	0	1	0	0	0



U.S. Department of Housing and Urban Development
Office of Community Planning and Development
Integrated Disbursement and Information System
CDBG Activity Summary Report (GPR) for Program Year 2016
FLINT

Date: 13-Nov-2017

Time: 14:22

Page: 34

Female-headed Households:

1

0

1

Income Category:

	Owner	Renter	Total	Person
Extremely Low	0	0	0	0
Low Mod	1	0	1	0
Moderate	0	0	0	0
Non Low Moderate	0	0	0	0
Total	1	0	1	0
Percent Low/Mod	100.0%		100.0%	

Annual Accomplishments

Years	Accomplishment Narrative	# Benefitting
2014	During PY14, repairs on 645 W. Ruth were completed and the property was sold to a homebuyer below 50% AMI. CED is working to resolve a program income reporting. The activity is expected to be closed within the next program year.	



U.S. Department of Housing and Urban Development
Office of Community Planning and Development
Integrated Disbursement and Information System
CDBG Activity Summary Report (GPR) for Program Year 2016
FLINT

Date: 13-Nov-2017
Time: 14:22
Page: 35

PGM Year: 2012
Project: 0031 - Homeownership Counseling/Assistance
IDIS Activity: 2491 - Homeownership Counseling-Metro

Status: Open
Location: 1101 S Saginaw St 1101 S Saginaw Flint, MI 48502-1420

Objective: Provide decent affordable housing
Outcome: Availability/accessibility
Matrix Code: Housing Counseling (05U)

National Objective: LMC

Initial Funding Date: 04/15/2014

Description:

Homeownership assistance including intake, counseling, income verification and credit repair.

Financing

	Fund Type	Grant Year	Grant	Funded Amount	Drawn In Program Year	Drawn Thru Program Year
CDBG	EN	Pre-2015		\$18,540.00	\$0.00	\$0.00
		2012	B12MC260018		\$0.00	\$4,550.00
		2013	B13MC260018		\$0.00	\$5,375.00
Total	Total			\$18,540.00	\$0.00	\$9,925.00

Proposed Accomplishments

Households (General) : 50

Actual Accomplishments

Number assisted:

	Owner		Renter		Total		Person	
	Total	Hispanic	Total	Hispanic	Total	Hispanic	Total	Hispanic
White:	2	0	0	0	2	0	0	0
Black/African American:	32	0	0	0	32	0	0	0
Asian:	0	0	0	0	0	0	0	0
American Indian/Alaskan Native:	0	0	0	0	0	0	0	0
Native Hawaiian/Other Pacific Islander:	0	0	0	0	0	0	0	0
American Indian/Alaskan Native & White:	0	0	0	0	0	0	0	0
Asian White:	0	0	0	0	0	0	0	0
Black/African American & White:	0	0	0	0	0	0	0	0
American Indian/Alaskan Native & Black/African American:	0	0	0	0	0	0	0	0
Other multi-racial:	0	0	0	0	0	0	0	0
Asian/Pacific Islander:	0	0	0	0	0	0	0	0
Hispanic:	0	0	0	0	0	0	0	0
Total:	34	0	0	0	34	0	0	0



U.S. Department of Housing and Urban Development
Office of Community Planning and Development
Integrated Disbursement and Information System
CDBG Activity Summary Report (GPR) for Program Year 2016
FLINT

Date: 13-Nov-2017

Time: 14:22

Page: 36

Female-headed Households:

0

0


0

Income Category:

	Owner	Renter	Total	Person
Extremely Low	9	0	9	0
Low Mod	12	0	12	0
Moderate	3	0	3	0
Non Low Moderate	10	0	10	0
Total	34	0	34	0
Percent Low/Mod	70.6%		70.6%	

Annual Accomplishments

Years	Accomplishment Narrative	# Benefitting
2015	Metro provided income verifications and housing counseling for prospective buyers of NSP1 and NSP2 funded properties.	



U.S. Department of Housing and Urban Development
Office of Community Planning and Development
Integrated Disbursement and Information System
CDBG Activity Summary Report (GPR) for Program Year 2016
FLINT

Date: 13-Nov-2017
Time: 14:22
Page: 37

PGM Year: 2014
Project: 0005 - YWCA Victim Advocacy
IDIS Activity: 2509 - YWCA Victim Advocacy 14-081

Status: Completed 2/20/2017 12:00:00 AM
Location: 1101 S Saginaw St Flint, MI 48502-1420

Objective: Create suitable living environments
Outcome: Availability/accessibility
Matrix Code: Public Services (General) (05)

National Objective: LMC

Initial Funding Date: 10/27/2014

Description:

The Victim Advocacy Program provides comprehensive services and advocacy to crime victims with navigating the district court process, affording them guidance and compassion as they make the transition from victim to survivor. Funding will be used to partially fund the Victim Advocacy Program Coordinator's salary and benefits, 13 hours per week. Reprogrammed balance of contract, 4589.20 to public service uncommitted via JE 46934, post date 102215.

Financing

	Fund Type	Grant Year	Grant	Funded Amount	Drawn In Program Year	Drawn Thru Program Year
CDBG	EN	Pre-2015		\$22,410.80	\$0.00	\$0.00
		2013	B13MC260018		\$0.00	\$22,410.80
Total	Total			\$22,410.80	\$0.00	\$22,410.80

Proposed Accomplishments

People (General) : 400

Actual Accomplishments

Number assisted:

	Owner		Renter		Total		Person	
	Total	Hispanic	Total	Hispanic	Total	Hispanic	Total	Hispanic
White:	0	0	0	0	0	0	34	4
Black/African American:	0	0	0	0	0	0	75	0
Asian:	0	0	0	0	0	0	0	0
American Indian/Alaskan Native:	0	0	0	0	0	0	0	0
Native Hawaiian/Other Pacific Islander:	0	0	0	0	0	0	0	0
American Indian/Alaskan Native & White:	0	0	0	0	0	0	0	0
Asian White:	0	0	0	0	0	0	0	0
Black/African American & White:	0	0	0	0	0	0	0	0
American Indian/Alaskan Native & Black/African American:	0	0	0	0	0	0	0	0
Other multi-racial:	0	0	0	0	0	0	0	0
Asian/Pacific Islander:	0	0	0	0	0	0	0	0
Hispanic:	0	0	0	0	0	0	0	0



U.S. Department of Housing and Urban Development
Office of Community Planning and Development
Integrated Disbursement and Information System
CDBG Activity Summary Report (GPR) for Program Year 2016
FLINT

Date: 13-Nov-2017
Time: 14:22
Page: 38

Total:	0	0	0	0	0	0	109	4
---------------	----------	----------	----------	----------	----------	----------	------------	----------

Female-headed Households:	0		0		0			
---------------------------	---	--	---	--	---	--	--	--

Income Category:

	Owner	Renter	Total	Person
Extremely Low	0	0	0	104
Low Mod	0	0	0	5
Moderate	0	0	0	0
Non Low Moderate	0	0	0	0
Total	0	0	0	109
Percent Low/Mod				100.0%

Annual Accomplishments

Years	Accomplishment Narrative	# Benefitting
2014	YWCA provided services to 109 unduplicated clients as of 6/30/15. Services provided to victims of misdemeanor crimes, as identified through the Crime Prevention Rights Act. The VAP collaborated with the City of Flint Police Department and City of Flint Attorney's office to ensure the victims voices were heard during the warrant and prosecution process. Services were provided at 310 E. Third Street, Flint, MI 48502. Of the 109 clients served, 104 were extremely low to moderate income 30% and 5 were low 50%.	
2015	The YWCA assisted low to moderate income individuals who were victims of misdemeanor crimes in the City of Flint. The YWCA served a total of 109 LMI clientele.	



U.S. Department of Housing and Urban Development
Office of Community Planning and Development
Integrated Disbursement and Information System
CDBG Activity Summary Report (GPR) for Program Year 2016
FLINT

Date: 13-Nov-2017

Time: 14:22

Page: 39

PGM Year: 2014
Project: 0006 - YWCA Safe Dates
IDIS Activity: 2510 - YWCA Safe Dates 14-082

Status: Completed 11/2/2016 12:00:00 AM
Location: 310 E 3rd St Flint, MI 48502-1711

Objective: Create suitable living environments

Outcome: Availability/accessibility

Matrix Code: Youth Services (05D)

National Objective: LMC

Initial Funding Date: 10/27/2014

Description:

Financing

	Fund Type	Grant Year	Grant	Funded Amount	Drawn In Program Year	Drawn Thru Program Year
CDBG	EN	Pre-2015		\$44,627.98	\$0.00	\$0.00
		2013	B13MC260018		\$0.00	\$36,395.04
		2014	B14MC260018		\$8,232.94	\$8,232.94
Total	Total			\$44,627.98	\$8,232.94	\$44,627.98


Proposed Accomplishments

People (General) : 1,500

Actual Accomplishments

Number assisted:

	Owner		Renter		Total		Person	
	Total	Hispanic	Total	Hispanic	Total	Hispanic	Total	Hispanic
White:	0	0	0	0	0	0	10	0
Black/African American:	0	0	0	0	0	0	152	0
Asian:	0	0	0	0	0	0	0	0
American Indian/Alaskan Native:	0	0	0	0	0	0	0	0
Native Hawaiian/Other Pacific Islander:	0	0	0	0	0	0	1	0
American Indian/Alaskan Native & White:	0	0	0	0	0	0	13	3
Asian White:	0	0	0	0	0	0	0	0
Black/African American & White:	0	0	0	0	0	0	0	0
American Indian/Alaskan Native & Black/African American:	0	0	0	0	0	0	0	0
Other multi-racial:	0	0	0	0	0	0	47	0
Asian/Pacific Islander:	0	0	0	0	0	0	0	0
Hispanic:	0	0	0	0	0	0	0	0
Total:	0	0	0	0	0	0	223	3



U.S. Department of Housing and Urban Development
Office of Community Planning and Development
Integrated Disbursement and Information System
CDBG Activity Summary Report (GPR) for Program Year 2016
FLINT

Date: 13-Nov-2017
Time: 14:22
Page: 40

Female-headed Households: 0 0 0

Income Category:

	Owner	Renter	Total	Person
Extremely Low	0	0	0	223
Low Mod	0	0	0	0
Moderate	0	0	0	0
Non Low Moderate	0	0	0	0
Total	0	0	0	223
Percent Low/Mod				100.0%

Annual Accomplishments

Years	Accomplishment Narrative	# Benefitting
2014	YWCA provided services to 223 unduplicated clients as of 6/30/15. Contract is extended until 9/30/15. Services provided education to young women and men on the dangers of teen dating violence, its consequences and strategies for ending unhealthy relationships. Services were provided at 310 E. Third Street, Flint, MI 48502. Of the 223 clients served, all were extremely low income 30%.	
2015	YWCA experienced change in staffing. CED specialist is providing technical assistance and expects to complete activity within 90 days.	



U.S. Department of Housing and Urban Development
Office of Community Planning and Development
Integrated Disbursement and Information System
CDBG Activity Summary Report (GPR) for Program Year 2016
FLINT

Date: 13-Nov-2017
Time: 14:22
Page: 41

PGM Year: 2014
Project: 0008 - COF FPD Police Activities League
IDIS Activity: 2512 - COF FPD PAL 14-065

Status: Open
Location: 1101 S Saginaw St Flint, MI 48502-1420

Objective: Create suitable living environments
Outcome: Availability/accessibility
Matrix Code: Youth Services (05D)

National Objective: LMC

Initial Funding Date: 10/27/2014

Description:

CDBG funds will be provided to the Flint Police Department through their Police Activities League for recreational activities to be provided at the Haskell Recreation Center

Financing

	Fund Type	Grant Year	Grant	Funded Amount	Drawn In Program Year	Drawn Thru Program Year
CDBG	EN	Pre-2015		\$24,000.00	\$0.00	\$0.00
		2013	B13MC260018		\$0.00	\$2,670.83
		2014	B14MC260018		\$1,508.64	\$6,927.01
Total	Total			\$24,000.00	\$1,508.64	\$9,597.84


Proposed Accomplishments

People (General) : 712

Actual Accomplishments

Number assisted:

	Owner		Renter		Total		Person	
	Total	Hispanic	Total	Hispanic	Total	Hispanic	Total	Hispanic
White:	0	0	0	0	0	0	16	0
Black/African American:	0	0	0	0	0	0	738	0
Asian:	0	0	0	0	0	0	2	0
American Indian/Alaskan Native:	0	0	0	0	0	0	0	0
Native Hawaiian/Other Pacific Islander:	0	0	0	0	0	0	0	0
American Indian/Alaskan Native & White:	0	0	0	0	0	0	0	0
Asian White:	0	0	0	0	0	0	0	0
Black/African American & White:	0	0	0	0	0	0	0	0
American Indian/Alaskan Native & Black/African American:	0	0	0	0	0	0	0	0
Other multi-racial:	0	0	0	0	0	0	22	22
Asian/Pacific Islander:	0	0	0	0	0	0	0	0
Hispanic:	0	0	0	0	0	0	0	0
Total:	0	0	0	0	0	0	778	22



U.S. Department of Housing and Urban Development
Office of Community Planning and Development
Integrated Disbursement and Information System
CDBG Activity Summary Report (GPR) for Program Year 2016
FLINT

Date: 13-Nov-2017
Time: 14:22
Page: 42

Female-headed Households: 0 0 0

Income Category:

	Owner	Renter	Total	Person
Extremely Low	0	0	0	616
Low Mod	0	0	0	108
Moderate	0	0	0	54
Non Low Moderate	0	0	0	0
Total	0	0	0	778
Percent Low/Mod				100.0%

Annual Accomplishments

Years	Accomplishment Narrative	# Benefitting
2014	Flint Police Activities League (P.A.L.) is a youth based organization which provided structured programming during the year. P.A.L.'s after school program offered homework help, tutoring, mentoring, athletics and a meal. The summer day camp offered field trips, cultural classed, arts and crafts, and athletics with three meals a day.	
2016	Flint Police Activities League (P.A.L.) is a youth-based organization which provided structured programming during the year. P.A.L.'s after school program offered homework help, tutoring, mentoring, athletics and a meal. The summer day camp offered field trips, cultural classes, arts and crafts, and athletics with three meals a day.	



U.S. Department of Housing and Urban Development
Office of Community Planning and Development
Integrated Disbursement and Information System
CDBG Activity Summary Report (GPR) for Program Year 2016
FLINT

Date: 13-Nov-2017
Time: 14:22
Page: 43

PGM Year: 2014
Project: 0009 - United Way Youth Recreation
IDIS Activity: 2513 - United Way Youth Recreation 14-080

Status: Completed 3/29/2017 12:00:00 AM
Location: 111 E Court St Flint, MI 48502-1649

Objective: Create suitable living environments
Outcome: Availability/accessibility
Matrix Code: Youth Services (05D)

National Objective: LMC

Initial Funding Date: 10/27/2014

Description:

The United way of Genesee county Youth Recreation Initiaitive represents a partnership with the City of Flint to address crime prevention, health, and recreational needs of children and families in the city of Flint.

This program will provide youth development opportunities to youth 5-21 residing in the City of Flint through supporting small recreational programs.

Financing

	Fund Type	Grant Year	Grant	Funded Amount	Drawn In Program Year	Drawn Thru Program Year
CDBG	EN	Pre-2015		\$98,114.53	\$0.00	\$0.00
		2013	B13MC260018		\$0.00	\$98,114.53
Total	Total			\$98,114.53	\$0.00	\$98,114.53

Proposed Accomplishments

People (General) : 500

Actual Accomplishments

Number assisted:

	Owner		Renter		Total		Person	
	Total	Hispanic	Total	Hispanic	Total	Hispanic	Total	Hispanic
White:	0	0	0	0	0	0	21	0
Black/African American:	0	0	0	0	0	0	285	0
Asian:	0	0	0	0	0	0	1	0
American Indian/Alaskan Native:	0	0	0	0	0	0	0	0
Native Hawaiian/Other Pacific Islander:	0	0	0	0	0	0	0	0
American Indian/Alaskan Native & White:	0	0	0	0	0	0	0	0
Asian White:	0	0	0	0	0	0	0	0
Black/African American & White:	0	0	0	0	0	0	0	0
American Indian/Alaskan Native & Black/African American:	0	0	0	0	0	0	0	0
Other multi-racial:	0	0	0	0	0	0	24	5
Asian/Pacific Islander:	0	0	0	0	0	0	0	0
Hispanic:	0	0	0	0	0	0	0	0
Total:	0	0	0	0	0	0	331	5



U.S. Department of Housing and Urban Development
Office of Community Planning and Development
Integrated Disbursement and Information System
CDBG Activity Summary Report (GPR) for Program Year 2016
FLINT

Date: 13-Nov-2017
Time: 14:22
Page: 44

Female-headed Households: 0 0 0

Income Category:

	Owner	Renter	Total	Person
Extremely Low	0	0	0	282
Low Mod	0	0	0	0
Moderate	0	0	0	35
Non Low Moderate	0	0	0	0
Total	0	0	0	317
Percent Low/Mod				100.0%

Annual Accomplishments

Years	Accomplishment Narrative	# Benefitting
2014	United Way has assisted in providing youth activity programs. Three (3) additional youth groups (2nd Chance, Berston Boxing Club and New Directions) have received funding. Five (5) of the six (6) pilot programs have received funding. Currently in the process of soliciting additional youth programs to fund.	
2015	United Way has assisted in providing youth activity programs. United Way continues to fund agencies that support youth activities including basketball, wrestling, boxing, bicycling and more. United Way is currently in the process of soliciting additional youth programs and expects to expend the 1885.47 remaining by end of year. Accomplishments for program year 2015 reported using contract 14-080, payment request 11.	
2016		



U.S. Department of Housing and Urban Development
Office of Community Planning and Development
Integrated Disbursement and Information System
CDBG Activity Summary Report (GPR) for Program Year 2016
FLINT

Date: 13-Nov-2017
Time: 14:22
Page: 45

PGM Year: 2014
Project: 0010 - Fair Housing
IDIS Activity: 2515 - LSEM Fair Housing

Status: Completed 8/18/2016 12:00:00 AM
Location: 436 S Saginaw St Flint, MI 48502-1812

Objective: Create suitable living environments
Outcome: Availability/accessibility
Matrix Code: Fair Housing Activities (if CDBG, then subject to 15% cap) (05J)
National Objective: LMC

Initial Funding Date: 10/27/2014

Description:
To ensure equal housing opportunity to all people regardless of race, sex, sexual orientation, color, age, religion, national origin, familial, marital, or disability status.
LSEM will screen all clients receiving assistance for housing issues for fair housing issues.
LSEM will also conduct paired tests, investigation of housing complaints and provide proactive services that help identify and resolve community problems.
City contract number 14-076.

Financing

	Fund Type	Grant Year	Grant	Funded Amount	Drawn In Program Year	Drawn Thru Program Year
CDBG	EN	Pre-2015		\$16,321.06	\$0.00	\$0.00
		2013	B13MC260018		\$0.00	\$16,321.06
Total	Total			\$16,321.06	\$0.00	\$16,321.06

Proposed Accomplishments

People (General) : 100

Actual Accomplishments

Number assisted:

	Owner		Renter		Total		Person	
	Total	Hispanic	Total	Hispanic	Total	Hispanic	Total	Hispanic
White:	0	0	0	0	0	0	150	0
Black/African American:	0	0	0	0	0	0	302	0
Asian:	0	0	0	0	0	0	0	0
American Indian/Alaskan Native:	0	0	0	0	0	0	0	0
Native Hawaiian/Other Pacific Islander:	0	0	0	0	0	0	0	0
American Indian/Alaskan Native & White:	0	0	0	0	0	0	0	0
Asian White:	0	0	0	0	0	0	0	0
Black/African American & White:	0	0	0	0	0	0	0	0
American Indian/Alaskan Native & Black/African American:	0	0	0	0	0	0	0	0
Other multi-racial:	0	0	0	0	0	0	16	0
Asian/Pacific Islander:	0	0	0	0	0	0	0	0
Hispanic:	0	0	0	0	0	0	0	0



U.S. Department of Housing and Urban Development
Office of Community Planning and Development
Integrated Disbursement and Information System
CDBG Activity Summary Report (GPR) for Program Year 2016
FLINT

Date: 13-Nov-2017

Time: 14:22

Page: 46

Total:	0	0	0	0	0	0	468	0
---------------	----------	----------	----------	----------	----------	----------	------------	----------

Female-headed Households:	0		0		0			
---------------------------	---	--	---	--	---	--	--	--

Income Category:

	Owner	Renter	Total	Person
Extremely Low	0	0	0	375
Low Mod	0	0	0	86
Moderate	0	0	0	7
Non Low Moderate	0	0	0	0
Total	0	0	0	468
Percent Low/Mod				100.0%

Annual Accomplishments

Years	Accomplishment Narrative	# Benefitting
2014	Legal Services of Eastern Michigan (14-076) provided services to 468 unduplicated clients. Services provided ensured fair and equal housing opportunities for Flint residents, by providing both reactive services, such as responding to housing complaints and proactive services, that helped identify and resolve community problems through testing and enforcement activities. Services were provided at 436 S. Saginaw Street, Ste 101, Flint, MI 48502, although testing was conducted at various locations. Of the 468 clients served, 375 were extremely low 30%, 86 low 50% and 7 moderate income.	



U.S. Department of Housing and Urban Development
Office of Community Planning and Development
Integrated Disbursement and Information System
CDBG Activity Summary Report (GPR) for Program Year 2016
FLINT

Date: 13-Nov-2017
Time: 14:22
Page: 47

PGM Year: 2014
Project: 0013 - Homeownership Assistance
IDIS Activity: 2518 - DHA - relocation to 1638 Pontiac

Status: Open
Location: Address Suppressed

Objective: Provide decent affordable housing
Outcome: Affordability
Matrix Code: Direct Homeownership Assistance (13)

National Objective: LMH

Initial Funding Date: 12/23/2014

Description:

Per resolution, homeowner to be assisted in purchasing property located at 1638 Pontiac Street.

Financing

	Fund Type	Grant Year	Grant	Funded Amount	Drawn In Program Year	Drawn Thru Program Year
CDBG	EN	Pre-2015		\$17,220.00	\$0.00	\$0.00
		2013	B13MC260018		\$0.00	\$14,904.00
		2014	B14MC260018		\$2,316.00	\$2,316.00
Total	Total			\$17,220.00	\$2,316.00	\$17,220.00

Proposed Accomplishments

Households (General) : 1

Actual Accomplishments

Number assisted:

	Owner		Renter		Total		Person	
	Total	Hispanic	Total	Hispanic	Total	Hispanic	Total	Hispanic
White:	0	0	0	0	0	0		0
Black/African American:	1	0	0	0	1	0	0	0
Asian:	0	0	0	0	0	0	0	0
American Indian/Alaskan Native:	0	0	0	0	0	0	0	0
Native Hawaiian/Other Pacific Islander:	0	0	0	0	0	0	0	0
American Indian/Alaskan Native & White:	0	0	0	0	0	0	0	0
Asian White:	0	0	0	0	0	0	0	0
Black/African American & White:	0	0	0	0	0	0	0	0
American Indian/Alaskan Native & Black/African American:	0	0	0	0	0	0	0	0
Other multi-racial:	0	0	0	0	0	0	0	0
Asian/Pacific Islander:	0	0	0	0	0	0	0	0
Hispanic:	0	0	0	0	0	0	0	0
Total:	1	0	0	0	1	0	0	0



U.S. Department of Housing and Urban Development
Office of Community Planning and Development
Integrated Disbursement and Information System
CDBG Activity Summary Report (GPR) for Program Year 2016
FLINT

Date: 13-Nov-2017

Time: 14:22

Page: 48

Female-headed Households:

0 0 0

Income Category:

	Owner	Renter	Total	Person
Extremely Low	1	0	1	0
Low Mod	0	0	0	0
Moderate	0	0	0	0
Non Low Moderate	0	0	0	0
Total	1	0	1	0
Percent Low/Mod	100.0%		100.0%	

Annual Accomplishments

Years	Accomplishment Narrative	# Benefitting
2014		



U.S. Department of Housing and Urban Development
Office of Community Planning and Development
Integrated Disbursement and Information System
CDBG Activity Summary Report (GPR) for Program Year 2016
FLINT

Date: 13-Nov-2017
Time: 14:22
Page: 49

PGM Year: 2014
Project: 0014 - Tool Shed - Neighborhood Beautification
IDIS Activity: 2519 - Habitat for Humanity Tool Shed 14-074

Status: Completed 7/7/2016 12:00:00 AM
Location: 1101 S Saginaw St Rm S8 Flint, MI 48502-1432

Objective: Create suitable living environments
Outcome: Sustainability
Matrix Code: Interim Assistance (06)

National Objective: LMA

Initial Funding Date: 02/09/2015

Description:

Genesee County Habitat for Humanity will support the Neighborhood Engagement Hub's work as a link between community residents, schools, resources, and government in vacant land management, neighborhood, gardens, park redevelopment, and access to Information via tools, space and staff resources.
This program will support low to moderate income residents in the City of Flint

Financing

	Fund Type	Grant Year	Grant	Funded Amount	Drawn In Program Year	Drawn Thru Program Year
CDBG	EN	Pre-2015		\$39,015.94	\$0.00	\$0.00
		2013	B13MC260018		\$0.00	\$39,015.94
Total	Total			\$39,015.94	\$0.00	\$39,015.94

Proposed Accomplishments

People (General) : 100
Total Population in Service Area: 60,060
Census Tract Percent Low / Mod: 65.26

Annual Accomplishments

Years	Accomplishment Narrative	# Benefitting
2014	The Genesee County Habitat for Humanity supports the Neighborhood Engagement Hub's work as it loans tools to the community, from its tool shed. Tools are provided to community residents and schools for the purpose of vacant lot management, neighborhood clean ups, community gardens and park redevelopment. The Community Tool Shed is located at 3216 M L King Avenue Flint, MI 48505.	
2015	The Genesee County Habitat for Humanity supports the Neighborhood Engagement Hub work as it loans tools to the community, from its tool shed. Tools are provided to community residents and schools for the purpose of vacant lot management, neighborhood clean ups, community gardens and park redevelopment. The Community Tool Shed is located at 3216 M L King Avenue Flint, MI 48505. All data included in project setup.	



U.S. Department of Housing and Urban Development
Office of Community Planning and Development
Integrated Disbursement and Information System
CDBG Activity Summary Report (GPR) for Program Year 2016
FLINT

Date: 13-Nov-2017
Time: 14:22
Page: 50

PGM Year: 2014

Project: 0016 - Genesee Valley Trails

IDIS Activity: 2527 - Genesee Valley Trails

Status: Completed 8/16/2016 12:00:00 AM

Location: Address Suppressed

Objective: Create suitable living environments

Outcome: Availability/accessibility

Matrix Code: Parks, Recreational Facilities (03F)

National Objective: LMA

Initial Funding Date: 02/27/2015

Description:

The Department of Planning and Development will oversee and administer the completion of the Genesee Valley Trails project. The project will be constructed along the abandoned railroad corridor from Corunna Road in the west, and run 1.5 miles northeast to Chevrolet Avenue in the east. No work is to be completed in an historical district and no historical properties will be impacted due to construction.

Financing

	Fund Type	Grant Year	Grant	Funded Amount	Drawn In Program Year	Drawn Thru Program Year
CDBG	EN	Pre-2015		\$192,991.00	\$0.00	\$0.00
		2013	B13MC260018		\$0.00	\$66,796.39
		2014	B14MC260018		\$0.00	\$126,194.61
Total	Total			\$192,991.00	\$0.00	\$192,991.00

Proposed Accomplishments

Public Facilities : 1,000

Total Population in Service Area: 2,872

Census Tract Percent Low / Mod: 57.56

Annual Accomplishments

Years	Accomplishment Narrative	# Benefitting
2015	The Genesee Valley Trail project was completed	



U.S. Department of Housing and Urban Development
Office of Community Planning and Development
Integrated Disbursement and Information System
CDBG Activity Summary Report (GPR) for Program Year 2016
FLINT

Date: 13-Nov-2017
Time: 14:22
Page: 51

PGM Year: 2014
Project: 0017 - Rehab in Tipping Point Neighborhoods
IDIS Activity: 2528 - Habitat for Humanity - tipping Rehab 14-126

Status: Open
Location: Address Suppressed

Objective: Create suitable living environments
Outcome: Sustainability
Matrix Code: Rehab; Single-Unit Residential (14A) **National Objective:** LMH

Initial Funding Date: 02/27/2015

Description:

Kevin is verifying beneficiary information.
We will update addresses and beneficiary data accordingly.

Financing

	Fund Type	Grant Year	Grant	Funded Amount	Drawn In Program Year	Drawn Thru Program Year
CDBG	EN	Pre-2015		\$378,556.00	\$0.00	\$0.00
		2013	B13MC260018		\$0.00	\$13,952.00
		2014	B14MC260018		\$315,178.53	\$364,604.00
Total	Total			\$378,556.00	\$315,178.53	\$378,556.00

Proposed Accomplishments

Housing Units : 10

Actual Accomplishments

Number assisted:

	Owner		Renter		Total		Person	
	Total	Hispanic	Total	Hispanic	Total	Hispanic	Total	Hispanic
White:	4	0	0	0	4	0	0	0
Black/African American:	7	0	0	0	7	0	0	0
Asian:	0	0	0	0	0	0	0	0
American Indian/Alaskan Native:	0	0	0	0	0	0	0	0
Native Hawaiian/Other Pacific Islander:	0	0	0	0	0	0	0	0
American Indian/Alaskan Native & White:	0	0	0	0	0	0	0	0
Asian White:	0	0	0	0	0	0	0	0
Black/African American & White:	0	0	0	0	0	0	0	0
American Indian/Alaskan Native & Black/African American:	0	0	0	0	0	0	0	0
Other multi-racial:	0	0	0	0	0	0	0	0
Asian/Pacific Islander:	0	0	0	0	0	0	0	0
Hispanic:	0	0	0	0	0	0	0	0
Total:	11	0	0	0	11	0	0	0



U.S. Department of Housing and Urban Development
Office of Community Planning and Development
Integrated Disbursement and Information System
CDBG Activity Summary Report (GPR) for Program Year 2016
FLINT

Date: 13-Nov-2017
Time: 14:22
Page: 52

Female-headed Households: 0 0 0

Income Category:

	Owner	Renter	Total	Person
Extremely Low	8	0	8	0
Low Mod	1	0	1	0
Moderate	2	0	2	0
Non Low Moderate	0	0	0	0
Total	11	0	11	0
Percent Low/Mod	100.0%		100.0%	

Annual Accomplishments

Years	Accomplishment Narrative	# Benefitting
2015	Habitat conducted marketing and outreach strategies in the Civic Park neighborhood to get eligible home owners seeking to get rehabilitation work performed on their properties. The target was expanded and now includes Fairfield Village neighborhood. Habitat would perform the intake on home owners seeking assistance and for those that were eligible, Habitat would draft specs of all necessary repairs needed to bring the home up to code according to the City of Flint Building and Safety Inspections department. Habitat for Humanity would also secure a qualified contractor to perform necessary repairs according to the specifications written for each property	



U.S. Department of Housing and Urban Development
Office of Community Planning and Development
Integrated Disbursement and Information System
CDBG Activity Summary Report (GPR) for Program Year 2016
FLINT

Date: 13-Nov-2017
Time: 14:22
Page: 53

PGM Year: 2014
Project: 0018 - Neighborhood Mini Grants
IDIS Activity: 2529 - Neighborhood Enhancement Prog 14-067

Status: Open
Location: Address Suppressed

Objective: Create suitable living environments
Outcome: Sustainability
Matrix Code: Public Facilities and Improvement
(General) (03)

National Objective: LMA

Initial Funding Date: 02/27/2015

Description:

100K contract reduced by change order to 70K, 274-748.207-805.051, FHUD15CDBGNeighborhood Enhancement Program Projects are developed with community groups who are awarded Community Foundation grants.
Multiple facility improvement projects will be coordinated by staff of the Planning & Development Department, and executed through professional services contracts.
Change order completed to reduce by 30k (04.07.17) This funding was established through EME6212014, adopted 112414 - a minor amendment to the 14-15 Action Plan.

Financing

	Fund Type	Grant Year	Grant	Funded Amount	Drawn In Program Year	Drawn Thru Program Year
CDBG	EN	Pre-2015		\$70,000.00	\$0.00	\$0.00
		2014	B14MC260018		\$42,700.00	\$42,700.00
Total	Total			\$70,000.00	\$42,700.00	\$42,700.00

Proposed Accomplishments

Public Facilities : 12
Total Population in Service Area: 105,355
Census Tract Percent Low / Mod: 62.19

Annual Accomplishments

Years	Accomplishment Narrative	# Benefitting
2014	The Neighborhood Enhancement Program was meant to support established and emerging citizen-based organizations in the greater Flint area by developing projects that improve neighborhood conditions and/or create safe neighborhood environments. Funds will be used to pay for public facility improvements, streetscape/beautification improvements, or other select projects that aim to improve neighborhood conditions and/or create safe neighborhood environments.	
2015	The Neighborhood Enhancement Program accomplishments will be reported in the 2016 program year. Program design has been completed and staff is currently providing technical assistance to subrecipient.	
2016	During the 16-17 program year, two pavilions were built in targeted low/moderate income census tracts/block groups in the City of Flint. These projects were completed in Dewey Park (CT 8 BG 2) and in the Foss Neighborhood (CT 17 BG 2)	



U.S. Department of Housing and Urban Development
Office of Community Planning and Development
Integrated Disbursement and Information System
CDBG Activity Summary Report (GPR) for Program Year 2016
FLINT

Date: 13-Nov-2017
Time: 14:22
Page: 54

PGM Year: 2014
Project: 0019 - Development CODE Enforcement
IDIS Activity: 2530 - COF FHUD15 Dev Code Enforcement 14-064

Status: Open
Location: Address Suppressed

Objective: Create suitable living environments
Outcome: Availability/accessibility
Matrix Code: Code Enforcement (15)

National Objective: LMA

Initial Funding Date: 02/27/2015

Description:

The City of Flint Development Division will administer a Code Enforcement program

Financing

	Fund Type	Grant Year	Grant	Funded Amount	Drawn In Program Year	Drawn Thru Program Year
CDBG	EN	Pre-2015		\$249,440.00	\$0.00	\$0.00
		2013	B13MC260018		\$0.00	\$31,183.11
		2014	B14MC260018		\$46,923.93	\$175,029.24
Total	Total			\$249,440.00	\$46,923.93	\$206,212.35

Proposed Accomplishments

Total Population in Service Area: 103,790
Census Tract Percent Low / Mod: 62.20

Annual Accomplishments

Years	Accomplishment Narrative	# Benefitting
2014	The purpose of the Code Enforcement program is to increase the physical condition and appearance of neighborhoods in the City of Flint through enforcement of local property codes and ordinances. Code Enforcement officers responded to incidents of blight and local ordinance violations. Code Enforcement officers patrolled neighborhoods and responded to property reports with two main objectives: 1. Coordinate with property owners to bring properties into compliance and 2. Identify vacant properties for demolition. The Code Enforcement office is located at 1101 S. Saginaw Street, Flint, MI 48502.	
2015	CODE Enforcement contract 14-064 is providing funding for staff inspectors to do site inspections to determine if blighted property can be corrected or should be demolished.	
2016	Code Enforcement contract 14-064 is providing funding for staff inspectors to do site inspections to determine if blighted property can be corrected or should be demolished. Site inspection addresses, violation information for the 2016 program year were tracked in contract 15-095; activity 2567.	



U.S. Department of Housing and Urban Development
Office of Community Planning and Development
Integrated Disbursement and Information System
CDBG Activity Summary Report (GPR) for Program Year 2016
FLINT

Date: 13-Nov-2017
Time: 14:22
Page: 55

PGM Year: 2014
Project: 0020 - Demolition in Green Neighborhoods
IDIS Activity: 2531 - GCLB Demo/Green Neighborhoods 14-073

Status: Open
Location: Address Suppressed

Objective: Create suitable living environments
Outcome: Availability/accessibility
Matrix Code: Clearance and Demolition (04)

National Objective: LMA

Initial Funding Date: 02/27/2015

Description:

The Genesee county Land Bank will use CDBG funding to expand its strategic demolition program to demolish blighted structures on Green Neighborhoods in alignment with the City's Master Plan and Blight Elimination Framework. The demolitions will build upon the success of previous and ongoing demolitions completed under the NSP, Michigan Blight Elimination Grant, and Hardest Hit Fund. The blighted structures to be demolished will include a mix of commercial and residential structures.

Financing

	Fund Type	Grant Year	Grant	Funded Amount	Drawn In Program Year	Drawn Thru Program Year
CDBG	EN	Pre-2015		\$583,230.00	\$0.00	\$0.00
		2013	B13MC260018		\$0.00	\$531,796.57
		2014	B14MC260018		\$51,423.36	\$51,423.36
Total	Total			\$583,230.00	\$51,423.36	\$583,219.93

Proposed Accomplishments

Housing Units : 500
Total Population in Service Area: 7,995
Census Tract Percent Low / Mod: 70.04

Annual Accomplishments

Years	Accomplishment Narrative	# Benefitting
2014	The Genesee County Land Bank used CDBG funding to expand its strategic demolition program to demolish blighted structures on Green Neighborhoods in alignment with the City's Master Plan and Blight Elimination Framework. The demolitions built upon the success of previous and ongoing demolitions completed under the Neighborhood Stabilization Program, Michigan Blight Elimination Grant, and Hardest Hit Fund. The blighted structures that were demolished included a mix of commercial and residential structures. Demolition of blighted properties was identified as a top priority through the Master Planning Process. There were nearly 6,000 properties in need of demolition in the City. Eligible properties included Land Bank owned blighted properties or privately owned blighted that have gone through the City's boards of appeals process and have up-to-date and complete documentation.	
2015	8 commercial and residential demolitions (along with all federally required remediation and abatement services, water cuts, etc.) were completed for the following addresses: 1340 M L King, 1410 M L King, 1801 S. Saginaw, 2450 W. Pasadena, 310 W. Van Wagoner, 314 W. Van Wagoner, 318 W. Van Wagoner, 3511 Alexander	
2016	Three (3) additional residential demolitions were completed for the following addresses during program year 16-17: 1211 Lapeer, 310 W. Van Wagoner, and 3511 Alexander. These addresses were located in the following Low/Mod Census Tracts/Block Groups: Census Tract (8) Block Group (1) and Census tract (29) and Block Group (1).	



U.S. Department of Housing and Urban Development
Office of Community Planning and Development
Integrated Disbursement and Information System
CDBG Activity Summary Report (GPR) for Program Year 2016
FLINT

Date: 13-Nov-2017
Time: 14:22
Page: 56

PGM Year: 2014
Project: 0021 - Neighborhood Cleanups
IDIS Activity: 2532 - COF Neighborhood Cleanup LYB 14-063

Status: Open
Location: Address Suppressed

Objective: Create suitable living environments
Outcome: Availability/accessibility
Matrix Code: Interim Assistance (06)

National Objective: LMA

Initial Funding Date: 02/27/2015

Description:

The City of Flint will administer a neighborhood cleanup program in lowmod areas throughout the City. There were 112 Neighborhood led cleanups in FY 1516, encompassing the following Census LowMod Service Area Census Tracts/Block Groups:

Financing

	Fund Type	Grant Year	Grant	Funded Amount	Drawn In Program Year	Drawn Thru Program Year
CDBG	EN	Pre-2015		\$45,735.00	\$0.00	\$0.00
		2013	B13MC260018		\$0.00	\$17,570.08
		2014	B14MC260018		\$6,917.62	\$24,866.34
Total	Total			\$45,735.00	\$6,917.62	\$42,436.42

Proposed Accomplishments

Housing Units : 50
Total Population in Service Area: 48,470
Census Tract Percent Low / Mod: 65.33

Annual Accomplishments

Years	Accomplishment Narrative	# Benefitting
2014	The Love Your Block Program was meant to support community groups in the City of Flint. The City of Flint fought blight by coordinating resources designated to assist in the removal of trash and other debris left by illegal dumping activities, storm damage, etc. The program was meant to improve neighborhood conditions and/or create safe neighborhood environments. Funds were used to pay for dumpster rentals, community outreach/engagement notices, and/or materials and supplies meant to aid in meeting the above vision.	
2015	The Love Your Block Program was meant to support community groups in the City of Flint. The City of Flint fought blight by coordinating resources designated to assist in the removal of trash and other debris left by illegal dumping activities, storm damage, etc. The program was meant to improve neighborhood conditions and/or create safe neighborhood environments. Funds were used to pay for dumpster rentals, community outreach/engagement notices, and/or materials and supplies meant to aid in meeting the above vision. There were 112 Neighborhood led cleanups in FY 15/16.	
2016	All benefit data for this activity was reported on in the 15/16 program year. Per Roy Lash, 10/17/17, contract closeout and final monitoring is in process. Activity will be closed when final monitoring is complete.	



U.S. Department of Housing and Urban Development
Office of Community Planning and Development
Integrated Disbursement and Information System
CDBG Activity Summary Report (GPR) for Program Year 2016
FLINT

Date: 13-Nov-2017
Time: 14:22
Page: 57

PGM Year: 2014
Project: 0023 - Smith Village Property Acquisition
IDIS Activity: 2534 - 1314 Root Street Acquisition, Smith Village

Status: Canceled 9/15/2016 5:41:58 PM
Location: 1314 Root St Flint, MI 48503-1561

Objective: Create suitable living environments
Outcome: Availability/accessibility
Matrix Code: Acquisition of Real Property (01)

National Objective: LMH

Initial Funding Date: 03/12/2015

Description:

To enhance the development area visually and make the homes more attractive to families seeking to purchase in Smith Village, grading and landscaping of vacant lots and additional demolitions of dilapidated and other structures have been planned.

In accordance with HUD's Uniform Relocation Acquisition rules, this two story cement block building located adjacent to one of the new houses has been targeted for acquisition and subsequent demolition.

The building's owner accepted an offer of \$10,000 to acquire the building.

Once acquired, the address will be added to the list of structures to be demolished under one of the City's current demolition contracts.

EME6902014 was adopted 1815, and authorized the acquisition of the property located at 1314 Root Street.

Funding was approved from FHUD14CDBG, the HUD 13 PY.

Financing

No data returned for this view. This might be because the applied filter excludes all data.

Proposed Accomplishments

Housing Units : 1

Actual Accomplishments

Number assisted:

	Owner		Renter		Total		Person	
	Total	Hispanic	Total	Hispanic	Total	Hispanic	Total	Hispanic
White:	0	0	0	0	0	0		0
Black/African American:	0	0	0	0	0	0	0	0
Asian:	0	0	0	0	0	0	0	0
American Indian/Alaskan Native:	0	0	0	0	0	0	0	0
Native Hawaiian/Other Pacific Islander:	0	0	0	0	0	0	0	0
American Indian/Alaskan Native & White:	0	0	0	0	0	0	0	0
Asian White:	0	0	0	0	0	0	0	0



U.S. Department of Housing and Urban Development
Office of Community Planning and Development
Integrated Disbursement and Information System
CDBG Activity Summary Report (GPR) for Program Year 2016
FLINT

Date: 13-Nov-2017
Time: 14:22
Page: 58

Black/African American & White:	0	0	0	0	0	0	0	0
American Indian/Alaskan Native & Black/African American:	0	0	0	0	0	0	0	0
Other multi-racial:	0	0	0	0	0	0	0	0
Asian/Pacific Islander:	0	0	0	0	0	0	0	0
Hispanic:	0	0	0	0	0	0	0	0
Total:	0	0	0	0	0	0	0	0
Female-headed Households:	0		0		0			

Income Category:

	Owner	Renter	Total	Person
Extremely Low	0	0	0	0
Low Mod	0	0	0	0
Moderate	0	0	0	0
Non Low Moderate	0	0	0	0
Total	0	0	0	0
Percent Low/Mod				

Annual Accomplishments

Years	Accomplishment Narrative	# Benefitting
2014	The City of Flint adopted resolution EME6902014 for the acquisition of real property located adjacent to a Smith Village, new construction (Carissa 3.12.15) Glenda to provide further information	



U.S. Department of Housing and Urban Development
Office of Community Planning and Development
Integrated Disbursement and Information System
CDBG Activity Summary Report (GPR) for Program Year 2016
FLINT

Date: 13-Nov-2017
Time: 14:22
Page: 59

PGM Year: 2014
Project: 0024 - Project Delivery EM2842014
IDIS Activity: 2535 - FHUD15 rehab administration (PD)

Status: Completed 11/22/2016 9:18:36 AM
Location: Address Suppressed

Objective: Create suitable living environments
Outcome: Availability/accessibility
Matrix Code: Rehabilitation Administration (14H)

National Objective: LMH

Initial Funding Date: 03/12/2015

Description:

project delivery associated with housing

Financing

	Fund Type	Grant Year	Grant	Funded Amount	Drawn In Program Year	Drawn Thru Program Year
CDBG	EN	Pre-2015		\$19,812.80	\$0.00	\$0.00
		2013	B13MC260018		\$0.00	\$19,812.80
Total	Total			\$19,812.80	\$0.00	\$19,812.80

Proposed Accomplishments

Actual Accomplishments

Number assisted:

	Owner		Renter		Total		Person	
	Total	Hispanic	Total	Hispanic	Total	Hispanic	Total	Hispanic
White:	0	0	0	0	0	0		0
Black/African American:	0	0	0	0	0	0	0	0
Asian:	0	0	0	0	0	0	0	0
American Indian/Alaskan Native:	0	0	0	0	0	0	0	0
Native Hawaiian/Other Pacific Islander:	0	0	0	0	0	0	0	0
American Indian/Alaskan Native & White:	0	0	0	0	0	0	0	0
Asian White:	0	0	0	0	0	0	0	0
Black/African American & White:	0	0	0	0	0	0	0	0
American Indian/Alaskan Native & Black/African American:	0	0	0	0	0	0	0	0
Other multi-racial:	0	0	0	0	0	0	0	0
Asian/Pacific Islander:	0	0	0	0	0	0	0	0
Hispanic:	0	0	0	0	0	0	0	0
Total:	0	0	0	0	0	0	0	0
Female-headed Households:	0		0		0			



U.S. Department of Housing and Urban Development
Office of Community Planning and Development
Integrated Disbursement and Information System
CDBG Activity Summary Report (GPR) for Program Year 2016
FLINT

Date: 13-Nov-2017

Time: 14:22

Page: 60

Income Category:

	Owner	Renter	Total	Person
Extremely Low	0	0	0	0
Low Mod	0	0	0	0
Moderate	0	0	0	0
Non Low Moderate	0	0	0	0
Total	0	0	0	0
Percent Low/Mod				

Annual Accomplishments

Years	Accomplishment Narrative	# Benefitting
2015	Insurance for properties at 610 W Lorado, 609 W Foss, 1318 Moore, 1414 Moore (19812.80)	



U.S. Department of Housing and Urban Development
Office of Community Planning and Development
Integrated Disbursement and Information System
CDBG Activity Summary Report (GPR) for Program Year 2016
FLINT

Date: 13-Nov-2017
Time: 14:22
Page: 61

PGM Year: 2014
Project: 0026 - Housing Services in Support of Home
IDIS Activity: 2538 - Housing Svcs in Support of HOME 14J

Status: Open
Location: Address Suppressed

Objective: Provide decent affordable housing
Outcome: Affordability
Matrix Code: Housing Services (14J)

National Objective: LMH

Initial Funding Date: 04/10/2015

Description:

The City of Flint will use CDBG funding to complete Housing Services associated with HOME

Financing

	Fund Type	Grant Year	Grant	Funded Amount	Drawn In Program Year	Drawn Thru Program Year
CDBG	EN	Pre-2015		\$244,717.12	\$0.00	\$0.00
		2013	B13MC260018		\$0.00	\$186,174.35
		2014	B14MC260018		\$37,674.25	\$52,325.82
Total	Total			\$244,717.12	\$37,674.25	\$238,500.17


Proposed Accomplishments

Housing Units : 25

Actual Accomplishments

Number assisted:

	Owner		Renter		Total		Person	
	Total	Hispanic	Total	Hispanic	Total	Hispanic	Total	Hispanic
White:	0	0	0	0	0	0		0
Black/African American:	0	0	0	0	0	0	0	0
Asian:	0	0	0	0	0	0	0	0
American Indian/Alaskan Native:	0	0	0	0	0	0	0	0
Native Hawaiian/Other Pacific Islander:	0	0	0	0	0	0	0	0
American Indian/Alaskan Native & White:	0	0	0	0	0	0	0	0
Asian White:	0	0	0	0	0	0	0	0
Black/African American & White:	0	0	0	0	0	0	0	0
American Indian/Alaskan Native & Black/African American:	0	0	0	0	0	0	0	0
Other multi-racial:	0	0	0	0	0	0	0	0
Asian/Pacific Islander:	0	0	0	0	0	0	0	0
Hispanic:	0	0	0	0	0	0	0	0
Total:	0	0	0	0	0	0	0	0



U.S. Department of Housing and Urban Development
Office of Community Planning and Development
Integrated Disbursement and Information System
CDBG Activity Summary Report (GPR) for Program Year 2016
FLINT

Date: 13-Nov-2017
Time: 14:22
Page: 62

Female-headed Households: 0 0 0

Income Category:

	Owner	Renter	Total	Person
Extremely Low	0	0	0	0
Low Mod	0	0	0	0
Moderate	0	0	0	0
Non Low Moderate	0	0	0	0
Total	0	0	0	0

Percent Low/Mod

Annual Accomplishments

Years	Accomplishment Narrative	# Benefitting
2014		



U.S. Department of Housing and Urban Development
Office of Community Planning and Development
Integrated Disbursement and Information System
CDBG Activity Summary Report (GPR) for Program Year 2016
FLINT

Date: 13-Nov-2017
Time: 14:22
Page: 63

PGM Year: 2014
Project: 0026 - Housing Services in Support of Home
IDIS Activity: 2539 - ROWE Smith Village 12-130

Status: Open
Location: 1101 S Saginaw St Rm S8 Flint, MI 48502-1432

Objective: Provide decent affordable housing
Outcome: Availability/accessibility
Matrix Code: Housing Services (14J)

National Objective: LMH

Initial Funding Date: 04/14/2015

Description:

ROWE Professional Services Company oversaw construction associated with properties in Smith Village.

Financing

	Fund Type	Grant Year	Grant	Funded Amount	Drawn In Program Year	Drawn Thru Program Year
CDBG	EN	Pre-2015		\$86,401.25	\$0.00	\$0.00
		2013	B13MC260018		\$0.00	\$86,201.25
Total	Total			\$86,401.25	\$0.00	\$86,201.25

Proposed Accomplishments

Housing Units : 10

Actual Accomplishments

Number assisted:

	Owner		Renter		Total		Person	
	Total	Hispanic	Total	Hispanic	Total	Hispanic	Total	Hispanic
White:	0	0	0	0	0	0		0
Black/African American:	0	0	0	0	0	0	0	0
Asian:	0	0	0	0	0	0	0	0
American Indian/Alaskan Native:	0	0	0	0	0	0	0	0
Native Hawaiian/Other Pacific Islander:	0	0	0	0	0	0	0	0
American Indian/Alaskan Native & White:	0	0	0	0	0	0	0	0
Asian White:	0	0	0	0	0	0	0	0
Black/African American & White:	0	0	0	0	0	0	0	0
American Indian/Alaskan Native & Black/African American:	0	0	0	0	0	0	0	0
Other multi-racial:	0	0	0	0	0	0	0	0
Asian/Pacific Islander:	0	0	0	0	0	0	0	0
Hispanic:	0	0	0	0	0	0	0	0
Total:	0	0	0	0	0	0	0	0

Female-headed Households:

0 0 0



U.S. Department of Housing and Urban Development
Office of Community Planning and Development
Integrated Disbursement and Information System
CDBG Activity Summary Report (GPR) for Program Year 2016
FLINT

Date: 13-Nov-2017

Time: 14:22

Page: 64

Income Category:

	Owner	Renter	Total	Person
Extremely Low	0	0	0	0
Low Mod	0	0	0	0
Moderate	0	0	0	0
Non Low Moderate	0	0	0	0
Total	0	0	0	0
Percent Low/Mod				

Annual Accomplishments

Years	Accomplishment Narrative	# Benefitting
2015	Accomplishments will be reported 2016 program year	



U.S. Department of Housing and Urban Development
Office of Community Planning and Development
Integrated Disbursement and Information System
CDBG Activity Summary Report (GPR) for Program Year 2016
FLINT

Date: 13-Nov-2017
Time: 14:22
Page: 65

PGM Year: 2014
Project: 0021 - Neighborhood Cleanups
IDIS Activity: 2541 - Atherton East Neighborhood Cleanups 16-071

Status: Completed 3/28/2017 12:00:00 AM
Location: 1101 S Saginaw St Flint, MI 48502-1420

Objective: Create suitable living environments
Outcome: Sustainability
Matrix Code: Interim Assistance (06)

National Objective: LMA

Initial Funding Date: 09/29/2015

Description:

This effort is to clean the Atherton East area by performing the following: Contractor Activities: Remove dead trees in Atherton Park, Trim trees along creek up to 7ft, Clear brush along Thread Creek & throughout Atherton Park.

Use mulch to create trails throughout forest area within Atherton Park, Clear brush and dead trees near basketball court on Chambers St Atherton East Neighborhood Cleanups 16-071. Roy Lash is the contract monitor.

Authorizing resolution EMA1312015 Sub contract 30K JB Tree and Yard 16-092

Financing

	Fund Type	Grant Year	Grant	Funded Amount	Drawn In Program Year	Drawn Thru Program Year
CDBG	EN	Pre-2015		\$30,000.00	\$0.00	\$0.00
		2014	B14MC260018		\$30,000.00	\$30,000.00
Total	Total			\$30,000.00	\$30,000.00	\$30,000.00

Proposed Accomplishments


People (General) : 100

Total Population in Service Area: 2,570

Census Tract Percent Low / Mod: 90.66

Annual Accomplishments

Years	Accomplishment Narrative	# Benefitting
2015	The contract for Atherton East Cleanups has yet to be set up; recently assisted in technical assistance related to program design and preliminary contract guidelines. The contract will be set up by December and funds will be drawn and benefit data will be reported in the 16/17 program year.	
2016	Cleanup of Atherton East area was successfully completed the fall of 2016. Cleanup activities included removal of dead trees and debris, stump grinding for mulch (repurposed for walking trail) and the restoration of the riverbank. The purposes of this project was to enhance the lives of the residents of this area by enhancing public safety, engaging the residents and providing more accessible recreational spaces.	



U.S. Department of Housing and Urban Development
Office of Community Planning and Development
Integrated Disbursement and Information System
CDBG Activity Summary Report (GPR) for Program Year 2016
FLINT

Date: 13-Nov-2017
Time: 14:22
Page: 66

PGM Year: 2014
Project: 0021 - Neighborhood Cleanups
IDIS Activity: 2542 - GCLB Neighborhood Cleanups 15-057

Status: Open
Location: Address Suppressed

Objective: Create suitable living environments
Outcome: Sustainability
Matrix Code: Interim Assistance (06)

National Objective: LMA

Initial Funding Date: 09/29/2015

Description:

Neighborhood Cleanups under interim assistance

Financing

	Fund Type	Grant Year	Grant	Funded Amount	Drawn In Program Year	Drawn Thru Program Year
CDBG	EN	Pre-2015		\$30,000.00	\$0.00	\$0.00
		2014	B14MC260018		\$13,498.11	\$29,965.55
Total	Total			\$30,000.00	\$13,498.11	\$29,965.55

Proposed Accomplishments

Housing Units : 100

Total Population in Service Area: 44,075

Census Tract Percent Low / Mod: 66.61

Annual Accomplishments

Years	Accomplishment Narrative	# Benefitting
2015	During program year 15/16, Genesee County Land Bank assisted 169 times with large brush removal and removal of heavy/hazardous materials resulting from illegal dumping in the following Census Tracts and Block Groups within the Blight Service Area:	
2016	During program year 16/17, Genesee County Land Bank assisted 17 times with large brush removal and removal of heavy/hazardous materials resulting from illegal dumping. This contract is a continuation of the same contract from the previous year, in which 169 neighborhood cleanups were assisted.	



U.S. Department of Housing and Urban Development
Office of Community Planning and Development
Integrated Disbursement and Information System
CDBG Activity Summary Report (GPR) for Program Year 2016
FLINT

Date: 13-Nov-2017
Time: 14:22
Page: 67

PGM Year: 2015
Project: 0001 - Administration, FHUD16CDBG
IDIS Activity: 2543 - COF Administration FHUD16CDBG

Status: Open
Location: ,

Objective:
Outcome:
Matrix Code: General Program Administration (21A) **National Objective:**

Initial Funding Date: 11/12/2015

Description:

Activity is associated with oversight of federal funding related to ESG, HOME and CDBG by COF employees.

Financing

	Fund Type	Grant Year	Grant	Funded Amount	Drawn In Program Year	Drawn Thru Program Year
CDBG	EN	2015	B15MC260018	\$669,383.80	\$342,757.50	\$618,944.12
Total	Total			\$669,383.80	\$342,757.50	\$618,944.12

Proposed Accomplishments

Actual Accomplishments

Number assisted:


	Owner		Renter		Total		Person	
	Total	Hispanic	Total	Hispanic	Total	Hispanic	Total	Hispanic
White:					0	0		
Black/African American:					0	0		
Asian:					0	0		
American Indian/Alaskan Native:					0	0		
Native Hawaiian/Other Pacific Islander:					0	0		
American Indian/Alaskan Native & White:					0	0		
Asian White:					0	0		
Black/African American & White:					0	0		
American Indian/Alaskan Native & Black/African American:					0	0		
Other multi-racial:					0	0		
Asian/Pacific Islander:					0	0		
Hispanic:					0	0		
Total:	0	0	0	0	0	0	0	0

Female-headed Households:

0

Income Category:

Owner Renter Total Person



U.S. Department of Housing and Urban Development
Office of Community Planning and Development
Integrated Disbursement and Information System
CDBG Activity Summary Report (GPR) for Program Year 2016
FLINT

Date: 13-Nov-2017
Time: 14:22
Page: 68

Extremely Low			0	
Low Mod			0	
Moderate			0	
Non Low Moderate			0	
Total	0	0	0	0
Percent Low/Mod				

Annual Accomplishments

No data returned for this view. This might be because the applied filter excludes all data.



U.S. Department of Housing and Urban Development
Office of Community Planning and Development
Integrated Disbursement and Information System
CDBG Activity Summary Report (GPR) for Program Year 2016
FLINT

Date: 13-Nov-2017
Time: 14:22
Page: 69

PGM Year: 2015
Project: 0001 - Administration, FHUD16CDBG
IDIS Activity: 2544 - LISC Capacity Building

Status: Completed 2/2/2017 12:00:00 AM
Location: ,

Objective:
Outcome:
Matrix Code: General Program Administration (21A) **National Objective:**

Initial Funding Date: 11/23/2015

Description:

LISC will

Financing

	Fund Type	Grant Year	Grant	Funded Amount	Drawn In Program Year	Drawn Thru Program Year
CDBG	EN	2015	B15MC260018	\$54,164.20	\$5,000.17	\$54,164.20
Total	Total			\$54,164.20	\$5,000.17	\$54,164.20

Proposed Accomplishments

Actual Accomplishments

Number assisted:

	Owner		Renter		Total		Person	
	Total	Hispanic	Total	Hispanic	Total	Hispanic	Total	Hispanic
White:					0	0		
Black/African American:					0	0		
Asian:					0	0		
American Indian/Alaskan Native:					0	0		
Native Hawaiian/Other Pacific Islander:					0	0		
American Indian/Alaskan Native & White:					0	0		
Asian White:					0	0		
Black/African American & White:					0	0		
American Indian/Alaskan Native & Black/African American:					0	0		
Other multi-racial:					0	0		
Asian/Pacific Islander:					0	0		
Hispanic:					0	0		
Total:	0	0	0	0	0	0	0	0

Female-headed Households:

0

Income Category:

Owner Renter Total Person



U.S. Department of Housing and Urban Development
Office of Community Planning and Development
Integrated Disbursement and Information System
CDBG Activity Summary Report (GPR) for Program Year 2016
FLINT

Date: 13-Nov-2017

Time: 14:22

Page: 70

Extremely Low			0	
Low Mod			0	
Moderate			0	
Non Low Moderate			0	
Total	0	0	0	0
Percent Low/Mod				

Annual Accomplishments

No data returned for this view. This might be because the applied filter excludes all data.



U.S. Department of Housing and Urban Development
Office of Community Planning and Development
Integrated Disbursement and Information System
CDBG Activity Summary Report (GPR) for Program Year 2016
FLINT

Date: 13-Nov-2017
Time: 14:22
Page: 71

PGM Year: 2015
Project: 0003 - MBK President's Initiative
IDIS Activity: 2546 - Big Brothers Big Sisters 15-053

Status: Completed 2/17/2017 12:00:00 AM
Location: Address Suppressed

Objective: Create suitable living environments
Outcome: Availability/accessibility
Matrix Code: Youth Services (05D)

National Objective: LMC

Initial Funding Date: 11/23/2015

Description:

Big Brothers Big Sisters of Greater Flint, in partnership with the City of Flint, My Brother's Keeper Task Force, and community partners will expand and continue to provide services to assist boys of color overcome systemic, societal, and academic barriers to success. The program will provide a comprehensive network of mentoring services to address the rave challenges facing children of color with BBBS providing mentoring, case management and civic engagement activities. Fifty boys of color, ages 7 to 14 years old, residing in the City of Flint, with low to moderate incomes, low academic achievement, parental incarceration, exhibiting needs based on risky behavior and or low self esteem.

Financing

	Fund Type	Grant Year	Grant	Funded Amount	Drawn In Program Year	Drawn Thru Program Year
CDBG	EN	2015	B15MC260018	\$73,660.00	\$19,948.18	\$73,660.00
Total	Total			\$73,660.00	\$19,948.18	\$73,660.00

Proposed Accomplishments

People (General) : 50

Actual Accomplishments

Number assisted:

	Owner		Renter		Total		Person	
	Total	Hispanic	Total	Hispanic	Total	Hispanic	Total	Hispanic
White:	0	0	0	0	0	0	1	1
Black/African American:	0	0	0	0	0	0	36	4
Asian:	0	0	0	0	0	0	0	0
American Indian/Alaskan Native:	0	0	0	0	0	0	0	0
Native Hawaiian/Other Pacific Islander:	0	0	0	0	0	0	0	0
American Indian/Alaskan Native & White:	0	0	0	0	0	0	0	0
Asian White:	0	0	0	0	0	0	0	0
Black/African American & White:	0	0	0	0	0	0	0	0
American Indian/Alaskan Native & Black/African American:	0	0	0	0	0	0	0	0
Other multi-racial:	0	0	0	0	0	0	0	0
Asian/Pacific Islander:	0	0	0	0	0	0	0	0



U.S. Department of Housing and Urban Development
Office of Community Planning and Development
Integrated Disbursement and Information System
CDBG Activity Summary Report (GPR) for Program Year 2016
FLINT

Date: 13-Nov-2017
Time: 14:22
Page: 72

Hispanic:	0	0	0	0	0	0	0	0
Total:	0	0	0	0	0	0	37	5

Female-headed Households:	0	0	0	0	0	0	0	0
---------------------------	---	---	---	---	---	---	---	---

Income Category:

	Owner	Renter	Total	Person
Extremely Low	0	0	0	33
Low Mod	0	0	0	1
Moderate	0	0	0	3
Non Low Moderate	0	0	0	0
Total	0	0	0	37
Percent Low/Mod				100.0%

Annual Accomplishments

Years	Accomplishment Narrative	# Benefitting
2015	This year is the first of the My Brothers Keeper President's Initiative. Big Brothers Big Sisters of Greater Flint continued the identification and enrollment of Flint's boys of color ages 7 to 14 for the My Brothers Keeper initiative. The program supported youth by providing professional case management, mentoring activities, trips to camps and other cultural and recreational events. Of the 37 youth, 14 were matched with caring adult mentors. Used data from PR12	



U.S. Department of Housing and Urban Development
Office of Community Planning and Development
Integrated Disbursement and Information System
CDBG Activity Summary Report (GPR) for Program Year 2016
FLINT

Date: 13-Nov-2017
Time: 14:22
Page: 73

PGM Year: 2015
Project: 0004 - Youth Services, FHUD16
IDIS Activity: 2548 - United Way Youth Recreation 15-052

Status: Completed 2/17/2017 12:00:00 AM
Location: Address Suppressed

Objective: Create suitable living environments
Outcome: Availability/accessibility
Matrix Code: Youth Services (05D)

National Objective: LMC

Initial Funding Date: 11/23/2015

Description:

Funds will be provided to the United Way to implement a recreation program for youth in various areas of the City of Flint.
Funds will pay for staff support to coordinate the program activities.
Neighborhood organizations will be provided mini grants (up to \$5000) to provide localized youth recreation activities in their neighborhood.
The United Way will implement all of the project delivery related activities on behalf of the small neighborhood groups.
Approximately 500 youth are expected to participate.
FHUD16CDBG, Action plan adopted 51115 Requisition

Financing

	Fund Type	Grant Year	Grant	Funded Amount	Drawn In Program Year	Drawn Thru Program Year
CDBG	EN	2015	B15MC260018	\$64,180.95	\$57,846.04	\$64,180.95
Total	Total			\$64,180.95	\$57,846.04	\$64,180.95

Proposed Accomplishments

People (General) : 500

Actual Accomplishments

Number assisted:

	Owner		Renter		Total		Person	
	Total	Hispanic	Total	Hispanic	Total	Hispanic	Total	Hispanic
White:	0	0	0	0	0	0	18	0
Black/African American:	0	0	0	0	0	0	280	21
Asian:	0	0	0	0	0	0	0	0
American Indian/Alaskan Native:	0	0	0	0	0	0	1	0
Native Hawaiian/Other Pacific Islander:	0	0	0	0	0	0	0	0
American Indian/Alaskan Native & White:	0	0	0	0	0	0	0	0
Asian White:	0	0	0	0	0	0	0	0
Black/African American & White:	0	0	0	0	0	0	0	0
American Indian/Alaskan Native & Black/African American:	0	0	0	0	0	0	0	0
Other multi-racial:	0	0	0	0	0	0	26	0
Asian/Pacific Islander:	0	0	0	0	0	0	0	0



U.S. Department of Housing and Urban Development
Office of Community Planning and Development
Integrated Disbursement and Information System
CDBG Activity Summary Report (GPR) for Program Year 2016
FLINT

Date: 13-Nov-2017

Time: 14:22

Page: 74

Hispanic:	0	0	0	0	0	0	0	0
Total:	0	0	0	0	0	0	325	21


Female-headed Households:	0	0	0	0	0	0	0	0
---------------------------	---	---	---	---	---	---	---	---

Income Category:

	Owner	Renter	Total	Person
Extremely Low	0	0	0	284
Low Mod	0	0	0	0
Moderate	0	0	0	41
Non Low Moderate	0	0	0	0
Total	0	0	0	325
Percent Low/Mod				100.0%

Annual Accomplishments

Years	Accomplishment Narrative	# Benefitting
2015	United Way has assisted in providing youth activity programs. Three (3) additional youth groups (2nd Chance, Berston Boxing Club and New Directions) have received funding. Five (5) of the six (6) pilot programs have received funding. Currently in the process of soliciting additional youth programs to fund.	



U.S. Department of Housing and Urban Development
Office of Community Planning and Development
Integrated Disbursement and Information System
CDBG Activity Summary Report (GPR) for Program Year 2016
FLINT

Date: 13-Nov-2017
Time: 14:22
Page: 75

PGM Year: 2015
Project: 0004 - Youth Services, FHUD16
IDIS Activity: 2549 - PAL, FHUD16 15-128

Status: Open
Location: Address Suppressed

Objective: Create suitable living environments
Outcome: Availability/accessibility
Matrix Code: Youth Services (05D)

National Objective: LMC

Initial Funding Date: 11/23/2015

Description:

The Flint Police Department, PAL, will conduct a variety of youth programs to low to moderate income youths

Financing

	Fund Type	Grant Year	Grant	Funded Amount	Drawn In Program Year	Drawn Thru Program Year
CDBG	EN	2015	B15MC260018	\$25,000.00	\$25,000.00	\$25,000.00
Total	Total			\$25,000.00	\$25,000.00	\$25,000.00

Proposed Accomplishments

People (General) : 100

Actual Accomplishments

Number assisted:

	Owner		Renter		Total		Person	
	Total	Hispanic	Total	Hispanic	Total	Hispanic	Total	Hispanic
White:	0	0	0	0	0	0		0
Black/African American:	0	0	0	0	0	0	0	0
Asian:	0	0	0	0	0	0	0	0
American Indian/Alaskan Native:	0	0	0	0	0	0	0	0
Native Hawaiian/Other Pacific Islander:	0	0	0	0	0	0	0	0
American Indian/Alaskan Native & White:	0	0	0	0	0	0	0	0
Asian White:	0	0	0	0	0	0	0	0
Black/African American & White:	0	0	0	0	0	0	0	0
American Indian/Alaskan Native & Black/African American:	0	0	0	0	0	0	0	0
Other multi-racial:	0	0	0	0	0	0	0	0
Asian/Pacific Islander:	0	0	0	0	0	0	0	0
Hispanic:	0	0	0	0	0	0	0	0
Total:	0	0	0	0	0	0	0	0
Female-headed Households:	0		0		0			



U.S. Department of Housing and Urban Development
Office of Community Planning and Development
Integrated Disbursement and Information System
CDBG Activity Summary Report (GPR) for Program Year 2016
FLINT

Date: 13-Nov-2017

Time: 14:22

Page: 76

Income Category:

	Owner	Renter	Total	Person
Extremely Low	0	0	0	0
Low Mod	0	0	0	0
Moderate	0	0	0	0
Non Low Moderate	0	0	0	0
Total	0	0	0	0
Percent Low/Mod				

Annual Accomplishments

Years	Accomplishment Narrative	# Benefitting
2015	There have been many staff changes in the Flint Police Department affecting the PAL program. Recently a new FPD officer was appointed to oversee PAL. CED has provided technical assistance to the Flint Police Department and expects that requests for reimbursement will be submitted soon. Benefit and accomplishment data will be reported in program year 16.	
2016	Flint Police Activities League (P.A.L.) is a youth-based organization which provided structured programming during the year. P.A.L.'s after school program offered homework help, tutoring, mentoring, athletics and a meal. The summer day camp offered field trips, cultural classes, arts and crafts, and athletics with three meals a day.	



U.S. Department of Housing and Urban Development
Office of Community Planning and Development
Integrated Disbursement and Information System
CDBG Activity Summary Report (GPR) for Program Year 2016
FLINT

Date: 13-Nov-2017
Time: 14:22
Page: 77

PGM Year: 2015
Project: 0005 - Neighborhood Safety
IDIS Activity: 2550 - COF Southside Choice Neighborhood 15-136

Status: Open
Location: Address Suppressed

Objective: Create suitable living environments
Outcome: Sustainability
Matrix Code: Crime Awareness (05I)

National Objective: LMA

Initial Funding Date: 11/23/2015

Description:

The City's Police Department will create neighborhood partnerships between residents and business owners in the Shouth Flint area to engage in residential problem solving exercises to practively address immediate conditions that give rise to public safety issues.

The goal of the program is to provide a community police officer to work with residents to address safety concerns for the youth, parents and elderly.

Financing

	Fund Type	Grant Year	Grant	Funded Amount	Drawn In Program Year	Drawn Thru Program Year
CDBG	EN	2015	B15MC260018	\$115,000.00	\$58,480.87	\$58,480.87
Total	Total			\$115,000.00	\$58,480.87	\$58,480.87

Proposed Accomplishments

People (General) : 100

Total Population in Service Area: 2,570

Census Tract Percent Low / Mod: 90.66

Annual Accomplishments

Years	Accomplishment Narrative	# Benefitting
2015	Police's Southside Choice Neighborhood Safety program has commenced. Technical assistance has been provided relating to benefit data collection and recordation. FPD is currently compiling documentation as well as benefit data reporting. It is expected the activity will be fully expended in the 16/17 program year.	
2016	During the 15/16 program year, a COF police officer was strategically located within the Southside Choice Neighborhood area, and worked to assist the community in the following ways: engaged the community and facilitated youth involvement in a variety of programs including the Flint PAL program and other local initiatives, engaged community members to increase involvement with the neighborhood crime watch program, crime stoppers, blue badge, etc., and worked with other law enforcement personnel to identify and reduce criminal activity. All CDBG-funded activities fell within the police-established service area (CT 34, BG 1&2). All activities were completed during the 15/16 program year, but draws were made in the 16/17 program year. Activity 2599 (contract 16-068) covers activities undertaken during the 16/17 program year. Upon completion of closeout packet/documentation, Roy Lash will close activity (10/17/17).	



U.S. Department of Housing and Urban Development
Office of Community Planning and Development
Integrated Disbursement and Information System
CDBG Activity Summary Report (GPR) for Program Year 2016
FLINT

Date: 13-Nov-2017
Time: 14:22
Page: 78

PGM Year: 2015
Project: 0006 - Literacy
IDIS Activity: 2551 - Mott Community College Literacy Coalition 15-061

Status: Open
Location: Address Suppressed

Objective: Create suitable living environments
Outcome: Availability/accessibility
Matrix Code: Public Services (General) (05)

National Objective: LMC

Initial Funding Date: 11/23/2015

Description:

Mott Community College will utilize CDBG funding to connect educations programs and systems with one another to ensure efficient and effective transitions from basic skills education to post secondary education and training with the ultimate goal of decreasing the percentage of Flint area residents with low basic skills from 51% to 25% over the next several years. Approximately 500 individuals will develop strong basic skills.

Financing

	Fund Type	Grant Year	Grant	Funded Amount	Drawn In Program Year	Drawn Thru Program Year
CDBG	EN	2015	B15MC260018	\$135,000.00	\$28,546.00	\$36,420.23
Total	Total			\$135,000.00	\$28,546.00	\$36,420.23


Proposed Accomplishments

People (General) : 500

Actual Accomplishments

Number assisted:

	Owner		Renter		Total		Person	
	Total	Hispanic	Total	Hispanic	Total	Hispanic	Total	Hispanic
White:	0	0	0	0	0	0	38	5
Black/African American:	0	0	0	0	0	0	105	7
Asian:	0	0	0	0	0	0	0	0
American Indian/Alaskan Native:	0	0	0	0	0	0	0	0
Native Hawaiian/Other Pacific Islander:	0	0	0	0	0	0	0	0
American Indian/Alaskan Native & White:	0	0	0	0	0	0	0	0
Asian White:	0	0	0	0	0	0	0	0
Black/African American & White:	0	0	0	0	0	0	0	0
American Indian/Alaskan Native & Black/African American:	0	0	0	0	0	0	0	0
Other multi-racial:	0	0	0	0	0	0	2	0
Asian/Pacific Islander:	0	0	0	0	0	0	0	0
Hispanic:	0	0	0	0	0	0	0	0
Total:	0	0	0	0	0	0	145	12



U.S. Department of Housing and Urban Development
Office of Community Planning and Development
Integrated Disbursement and Information System
CDBG Activity Summary Report (GPR) for Program Year 2016
FLINT

Date: 13-Nov-2017

Time: 14:22

Page: 79

Female-headed Households:

0

0

0

Income Category:

	Owner	Renter	Total	Person
Extremely Low	0	0	0	145
Low Mod	0	0	0	0
Moderate	0	0	0	0
Non Low Moderate	0	0	0	0
Total	0	0	0	145
Percent Low/Mod				100.0%

Annual Accomplishments

Years	Accomplishment Narrative	# Benefitting
2015	Accomplishment data will be reported in program year 16.	
2016	The literacy and basic skills network has provided family literacy and youth tutoring, coaching and mentoring, as defined by the community priorities from the networks planning process.	

Benefit data is from October 2015 per notes in 2015 year stating data reported in 2016 year.



U.S. Department of Housing and Urban Development
Office of Community Planning and Development
Integrated Disbursement and Information System
CDBG Activity Summary Report (GPR) for Program Year 2016
FLINT

Date: 13-Nov-2017
Time: 14:22
Page: 80

PGM Year: 2015
Project: 0007 - Victim Advocacy
IDIS Activity: 2552 - YWCA Victim Advocacy FHUD16 15-062

Status: Open
Location: Address Suppressed

Objective: Create suitable living environments
Outcome: Availability/accessibility
Matrix Code: Public Services (General) (05)

National Objective: LMC

Initial Funding Date: 11/23/2015

Description:

The Victim Advocacy Program provides comprehensive services and advocacy to crime victims. VAP assists crime victims with navigating the district court process, affording them guidance and compassion as they make the transition from victim to survivor. CDBG funds will be used to partially fund the Victim Advocacy Program Coordinator's salary and benefits (13 hours per week). Contract 15-062, requisition

Financing

	Fund Type	Grant Year	Grant	Funded Amount	Drawn In Program Year	Drawn Thru Program Year
CDBG	EN	2015	B15MC260018	\$20,000.00	\$7,277.17	\$19,609.83
Total	Total			\$20,000.00	\$7,277.17	\$19,609.83

Proposed Accomplishments

People (General) : 15

Actual Accomplishments

Number assisted:

	Owner		Renter		Total		Person	
	Total	Hispanic	Total	Hispanic	Total	Hispanic	Total	Hispanic
White:	0	0	0	0	0	0	94	5
Black/African American:	0	0	0	0	0	0	180	0
Asian:	0	0	0	0	0	0	1	0
American Indian/Alaskan Native:	0	0	0	0	0	0	1	0
Native Hawaiian/Other Pacific Islander:	0	0	0	0	0	0	0	0
American Indian/Alaskan Native & White:	0	0	0	0	0	0	0	0
Asian White:	0	0	0	0	0	0	0	0
Black/African American & White:	0	0	0	0	0	0	0	0
American Indian/Alaskan Native & Black/African American:	0	0	0	0	0	0	0	0
Other multi-racial:	0	0	0	0	0	0	0	0
Asian/Pacific Islander:	0	0	0	0	0	0	0	0
Hispanic:	0	0	0	0	0	0	0	0
Total:	0	0	0	0	0	0	276	5



U.S. Department of Housing and Urban Development
Office of Community Planning and Development
Integrated Disbursement and Information System
CDBG Activity Summary Report (GPR) for Program Year 2016
FLINT

Date: 13-Nov-2017
Time: 14:22
Page: 81

Female-headed Households:

0 0 0

Income Category:

	Owner	Renter	Total	Person
Extremely Low	0	0	0	150
Low Mod	0	0	0	119
Moderate	0	0	0	7
Non Low Moderate	0	0	0	0
Total	0	0	0	276
Percent Low/Mod				100.0%

Annual Accomplishments

Years	Accomplishment Narrative	# Benefitting
2015	The Victim Advocacy program collaborates with the courts and police department to ensure that the victims voices are being heard during the warrant and prosecution process. These are the victims of misdemeanor crimes, as identified through the Crime Victim Rights Act. Used data from PR7 to update	
2016	The Victim Advocacy program collaborates with local and county courts and the City of Flint Police Department to ensure that the victims voices are being heard during the warrant and prosecution process. These are the victims of misdemeanor crimes, as identified through the Crime Victim Rights Act.	



U.S. Department of Housing and Urban Development
Office of Community Planning and Development
Integrated Disbursement and Information System
CDBG Activity Summary Report (GPR) for Program Year 2016
FLINT

Date: 13-Nov-2017
Time: 14:22
Page: 82

PGM Year: 2015
Project: 0009 - Housing Discrimination and Testing
IDIS Activity: 2553 - Legal Services, Housing Discr 15-065

Status: Open
Location: Address Suppressed

Objective: Create suitable living environments
Outcome: Availability/accessibility
Matrix Code: Fair Housing Activities (if CDBG, then subject to 15% cap) (05J)

National Objective: LMC

Initial Funding Date: 11/24/2015

Description:

The Fair Housing Center will utilize CDBG funding to ensure equal housing opportunity to all people regardless of race, sex, sexual orientation, color, age, religion, national origin, familial, marital, or disability status.

LSEM will screen all clients receiving assistance for housing issues for fair housing issues.

LSEM will also conduct paired tests, investigation of housing complaints, and provide proactive services that help identify and resolve community problems.

FHUD16CDBG

Financing

	Fund Type	Grant Year	Grant	Funded Amount	Drawn In Program Year	Drawn Thru Program Year
CDBG	EN	2015	B15MC260018	\$24,000.00	\$3,243.10	\$24,000.00
Total	Total			\$24,000.00	\$3,243.10	\$24,000.00

Proposed Accomplishments

People (General) : 100

Actual Accomplishments

Number assisted:

	Owner		Renter		Total		Person	
	Total	Hispanic	Total	Hispanic	Total	Hispanic	Total	Hispanic
White:	0	0	0	0	0	0	190	7
Black/African American:	0	0	0	0	0	0	375	0
Asian:	0	0	0	0	0	0	0	0
American Indian/Alaskan Native:	0	0	0	0	0	0	0	0
Native Hawaiian/Other Pacific Islander:	0	0	0	0	0	0	0	0
American Indian/Alaskan Native & White:	0	0	0	0	0	0	4	0
Asian White:	0	0	0	0	0	0	0	0
Black/African American & White:	0	0	0	0	0	0	6	0
American Indian/Alaskan Native & Black/African American:	0	0	0	0	0	0	0	0
Other multi-racial:	0	0	0	0	0	0	89	0
Asian/Pacific Islander:	0	0	0	0	0	0	0	0
Hispanic:	0	0	0	0	0	0	0	0



U.S. Department of Housing and Urban Development
Office of Community Planning and Development
Integrated Disbursement and Information System
CDBG Activity Summary Report (GPR) for Program Year 2016
FLINT

Date: 13-Nov-2017

Time: 14:22

Page: 83

Total:	0	0	0	0	0	0	664	7
---------------	----------	----------	----------	----------	----------	----------	------------	----------

Female-headed Households:	0		0		0			
---------------------------	---	--	---	--	---	--	--	--

Income Category:

	Owner	Renter	Total	Person
Extremely Low	0	0	0	535
Low Mod	0	0	0	115
Moderate	0	0	0	14
Non Low Moderate	0	0	0	0
Total	0	0	0	664
Percent Low/Mod				100.0%

Annual Accomplishments

Years	Accomplishment Narrative	# Benefitting
2015	During the program year 15/16, Legal Services of Eastern Michigan, through the Fair Housing Center, provided services for hundreds of low/mod individuals. LSEM distributed over 1,000 brochures, screen 664 household members for fair housing issues, assigned 11 tests, conducted four educational seminars on fair housing laws, recruited and conducted tester trainings for seven new individuals. Used benefit/accomplishment data from PR11	
2016	During the program year 16/17, Legal Services of Eastern Michigan (LSEM), through the Fair Housing Center, provided services for hundreds of low/mod individuals. Benefit data provided in this program year covers the three months in which this contract was extended into the new program year (July thru September, 2016). LSEM screened 161 household members for fair housing issues, assigned 2 tests, and conducted tester training's for two new individuals. CD Grant Coordinator is in process of completing closeout packet. Activity will be closed upon final monitoring (10/17/17).	



U.S. Department of Housing and Urban Development
Office of Community Planning and Development
Integrated Disbursement and Information System
CDBG Activity Summary Report (GPR) for Program Year 2016
FLINT

Date: 13-Nov-2017
Time: 14:22
Page: 84

PGM Year: 2015
Project: 0009 - Housing Discrimination and Testing
IDIS Activity: 2554 - GCCARD Fair Housing Landlord 15-063

Status: Open
Location: Address Suppressed

Objective: Create suitable living environments
Outcome: Availability/accessibility
Matrix Code: Fair Housing Activities (if CDBG, then subject to 15% cap) (05J)

National Objective: LMA

Initial Funding Date: 11/24/2015

Description:

GCCARD will oversee a fair housing and tenant landlord relations FHUD16CDBG

Financing

	Fund Type	Grant Year	Grant	Funded Amount	Drawn In Program Year	Drawn Thru Program Year
CDBG	EN	2015	B15MC260018	\$30,000.00	\$27,654.43	\$29,434.93
Total	Total			\$30,000.00	\$27,654.43	\$29,434.93

Proposed Accomplishments

People (General) : 100
Total Population in Service Area: 4,335
Census Tract Percent Low / Mod: 69.32

Annual Accomplishments

Years	Accomplishment Narrative	# Benefitting
2015	Activities relating to Genesee County Community Action & Resource Department's Fair Housing & Landlord Tenant Relations program have commenced, and technical assistance has been provided relating to time keeping as well as benefit data collection and recordation. Program draws, as well as benefit data reporting, will take place during the 16/17 program year.	
2016	During the program year 16/17, Genesee County Community Action Resource Department (GCCARD) completed activities relating to fair housing education and outreach. These activities included developing and hosting presentations at various sites around the City, disseminating fair housing related materials to individuals, and directed fair housing related inquiries to relevant partnering agencies. This activity is considered a fair housing education and outreach, low/moderate area benefit. Balance of contract, \$565.07 will be reprogrammed to another eligible activity. Roy Lash will complete final monitoring and activity will be completed in IDIS (10/17/17).	



U.S. Department of Housing and Urban Development
Office of Community Planning and Development
Integrated Disbursement and Information System
CDBG Activity Summary Report (GPR) for Program Year 2016
FLINT

Date: 13-Nov-2017
Time: 14:22
Page: 85

PGM Year: 2015
Project: 0010 - Emergency Home Repairs
IDIS Activity: 2555 - GCCARD CWE 15-055

Status: Open
Location: Address Suppressed

Objective: Create suitable living environments

Outcome: Sustainability

Matrix Code: Rehab; Single-Unit Residential (14A)

National Objective: LMH

Initial Funding Date: 11/24/2015

Description:

The City of Flint is funding Genesee Community Action Resource Department to to provide emergency repair assistance citywide to Flint's low to mod income families at an average cost of about \$10,000 each.

Approximately 23 families will be assisted.

The goal of this program is to assist in alleviating serious and immediate threats to the welfare of the homeowner and community and to provide assistance to homeowners for emergency repairs on a citywide basis.

Financing

	Fund Type	Grant Year	Grant	Funded Amount	Drawn In Program Year	Drawn Thru Program Year
CDBG	EN	2015	B15MC260018	\$335,000.00	\$175,264.45	\$322,824.91
Total	Total			\$335,000.00	\$175,264.45	\$322,824.91

Proposed Accomplishments

Housing Units : 30

Actual Accomplishments

Number assisted:

	Owner		Renter		Total		Person	
	Total	Hispanic	Total	Hispanic	Total	Hispanic	Total	Hispanic
White:	11	0	0	0	11	0	0	0
Black/African American:	29	0	0	0	29	0	0	0
Asian:	0	0	0	0	0	0	0	0
American Indian/Alaskan Native:	0	0	0	0	0	0	0	0
Native Hawaiian/Other Pacific Islander:	0	0	0	0	0	0	0	0
American Indian/Alaskan Native & White:	0	0	0	0	0	0	0	0
Asian White:	0	0	0	0	0	0	0	0
Black/African American & White:	0	0	0	0	0	0	0	0
American Indian/Alaskan Native & Black/African American:	0	0	0	0	0	0	0	0
Other multi-racial:	0	0	0	0	0	0	0	0
Asian/Pacific Islander:	0	0	0	0	0	0	0	0
Hispanic:	0	0	0	0	0	0	0	0



U.S. Department of Housing and Urban Development
Office of Community Planning and Development
Integrated Disbursement and Information System
CDBG Activity Summary Report (GPR) for Program Year 2016
FLINT

Date: 13-Nov-2017
Time: 14:22
Page: 86

Total:	40	0	0	0	40	0	0	0
---------------	-----------	----------	----------	----------	-----------	----------	----------	----------

Female-headed Households:	34		0		34			
---------------------------	----	--	---	--	----	--	--	--

Income Category:

	Owner	Renter	Total	Person
Extremely Low	9	0	9	0
Low Mod	18	0	18	0
Moderate	13	0	13	0
Non Low Moderate	0	0	0	0
Total	40	0	40	0
Percent Low/Mod	100.0%		100.0%	

Annual Accomplishments

Years	Accomplishment Narrative	# Benefitting
2015	GCCARD performed intake and spec writing for the City of Flint Emergency Repair (CWE) program and managed subcontractors that performed the repairs to one or more of the following areas: roofing, electrical, plumbing and HVAC. GCCARD also performed lead testing and risk assessment through a third party agency that certified to perform those types of tests. Specialist is working with GCCARD to appropriately report accomplishments. Accomplishments will be reported in program year 16.	
2016	GCCARD performed intake and spec-writing for the City of Flint Emergency Repair (CWE) program. They also managed subcontractors that performed the repairs to one or more of the following areas: roofing, electrical, plumbing and HVAC. They also performed lead testing and risk assessment through a third party agency that certified to perform those types of tests.	
	Income all input as 'low'- per agency they verified under 80% AMI but did not distinguish between extremely low, low and moderate- advised to do so in future. E-mails to support added to contract 15-055 contract file. Per K. Miller, all built after 1978 for lead reporting.	



U.S. Department of Housing and Urban Development
Office of Community Planning and Development
Integrated Disbursement and Information System
CDBG Activity Summary Report (GPR) for Program Year 2016
FLINT

Date: 13-Nov-2017
Time: 14:22
Page: 87

PGM Year: 2015
Project: 0011 - Sec 108 Repayments
IDIS Activity: 2556 - SEC 108 MI TRUSS, FHUD16CDBG

Status: Completed 11/22/2016 8:47:02 AM
Location: ,

Objective:
Outcome:
Matrix Code: Unplanned Repayment of Section 108
Loan Principal (19G) **National Objective:**

Initial Funding Date: 11/24/2015

Description:
unplanned repayment of MI Truss, Sec 108 Principal and Interest

Financing

	Fund Type	Grant Year	Grant	Funded Amount	Drawn In Program Year	Drawn Thru Program Year
CDBG	EN	2015	B15MC260018	\$117,960.00	\$0.00	\$117,960.00
Total	Total			\$117,960.00	\$0.00	\$117,960.00

Proposed Accomplishments

Actual Accomplishments


Number assisted:

	Owner		Renter		Total		Person	
	Total	Hispanic	Total	Hispanic	Total	Hispanic	Total	Hispanic
White:					0	0		
Black/African American:					0	0		
Asian:					0	0		
American Indian/Alaskan Native:					0	0		
Native Hawaiian/Other Pacific Islander:					0	0		
American Indian/Alaskan Native & White:					0	0		
Asian White:					0	0		
Black/African American & White:					0	0		
American Indian/Alaskan Native & Black/African American:					0	0		
Other multi-racial:					0	0		
Asian/Pacific Islander:					0	0		
Hispanic:					0	0		
Total:	0	0	0	0	0	0	0	0

Female-headed Households: 0

Income Category:

Owner Renter Total Person




U.S. Department of Housing and Urban Development
Office of Community Planning and Development
Integrated Disbursement and Information System
CDBG Activity Summary Report (GPR) for Program Year 2016
FLINT

Date: 13-Nov-2017
Time: 14:22
Page: 88

Extremely Low			0	
Low Mod			0	
Moderate			0	
Non Low Moderate			0	
Total	0	0	0	0
Percent Low/Mod				

Annual Accomplishments

No data returned for this view. This might be because the applied filter excludes all data.



U.S. Department of Housing and Urban Development
Office of Community Planning and Development
Integrated Disbursement and Information System
CDBG Activity Summary Report (GPR) for Program Year 2016
FLINT

Date: 13-Nov-2017
Time: 14:22
Page: 89

PGM Year: 2015
Project: 0011 - Sec 108 Repayments
IDIS Activity: 2557 - Sec 108 Ok Ind Repay FHUD16

Status: Completed 11/22/2016 8:46:31 AM
Location: ,

Objective:
Outcome:
Matrix Code: Unplanned Repayment of Section 108
Loan Principal (19G) **National Objective:**

Initial Funding Date: 11/24/2015

Description:

Repayment of Section 108 Loan to Ok Industriesm expense hits 295-690.305-992996 and JEd to 274-748.109-992996

Financing

	Fund Type	Grant Year	Grant	Funded Amount	Drawn In Program Year	Drawn Thru Program Year
CDBG	EN	2015	B15MC260018	\$22,831.20	\$0.00	\$22,831.20
Total	Total			\$22,831.20	\$0.00	\$22,831.20

Proposed Accomplishments

Actual Accomplishments

Number assisted:


	Owner		Renter		Total		Person	
	Total	Hispanic	Total	Hispanic	Total	Hispanic	Total	Hispanic
White:					0	0		
Black/African American:					0	0		
Asian:					0	0		
American Indian/Alaskan Native:					0	0		
Native Hawaiian/Other Pacific Islander:					0	0		
American Indian/Alaskan Native & White:					0	0		
Asian White:					0	0		
Black/African American & White:					0	0		
American Indian/Alaskan Native & Black/African American:					0	0		
Other multi-racial:					0	0		
Asian/Pacific Islander:					0	0		
Hispanic:					0	0		
Total:	0	0	0	0	0	0	0	0

Female-headed Households:

0

Income Category:

Owner Renter Total Person



U.S. Department of Housing and Urban Development
Office of Community Planning and Development
Integrated Disbursement and Information System
CDBG Activity Summary Report (GPR) for Program Year 2016
FLINT

Date: 13-Nov-2017
Time: 14:22
Page: 90

Extremely Low			0	
Low Mod			0	
Moderate			0	
Non Low Moderate			0	
Total	0	0	0	0
Percent Low/Mod				

Annual Accomplishments

No data returned for this view. This might be because the applied filter excludes all data.



U.S. Department of Housing and Urban Development
Office of Community Planning and Development
Integrated Disbursement and Information System
CDBG Activity Summary Report (GPR) for Program Year 2016
FLINT

Date: 13-Nov-2017
Time: 14:22
Page: 91

PGM Year: 2015
Project: 0011 - Sec 108 Repayments
IDIS Activity: 2558 - Sec 108 Repay Manhattan FHUD16

Status: Completed 11/22/2016 8:46:47 AM
Location: ,

Objective:
Outcome:
Matrix Code: Unplanned Repayment of Section 108
Loan Principal (19G) **National Objective:**

Initial Funding Date: 11/24/2015

Description:

Sec 108 repayment for Manhattan Place, expense hits 295-690.305-992.000996.000; expense JE'd to 274-748.111-502.748992.000996.000

Financing

	Fund Type	Grant Year	Grant	Funded Amount	Drawn In Program Year	Drawn Thru Program Year
CDBG	EN	2015	B15MC260018	\$155,746.40	\$0.00	\$155,746.40
Total	Total			\$155,746.40	\$0.00	\$155,746.40

Proposed Accomplishments

Actual Accomplishments

Number assisted:

	Owner		Renter		Total		Person	
	Total	Hispanic	Total	Hispanic	Total	Hispanic	Total	Hispanic
White:					0	0		
Black/African American:					0	0		
Asian:					0	0		
American Indian/Alaskan Native:					0	0		
Native Hawaiian/Other Pacific Islander:					0	0		
American Indian/Alaskan Native & White:					0	0		
Asian White:					0	0		
Black/African American & White:					0	0		
American Indian/Alaskan Native & Black/African American:					0	0		
Other multi-racial:					0	0		
Asian/Pacific Islander:					0	0		
Hispanic:					0	0		
Total:	0	0	0	0	0	0	0	0

Female-headed Households: 0

Income Category:

Owner Renter Total Person



U.S. Department of Housing and Urban Development
Office of Community Planning and Development
Integrated Disbursement and Information System
CDBG Activity Summary Report (GPR) for Program Year 2016
FLINT

Date: 13-Nov-2017

Time: 14:22

Page: 92

Extremely Low			0	
Low Mod			0	
Moderate			0	
Non Low Moderate			0	
Total	0	0	0	0
Percent Low/Mod				

Annual Accomplishments

No data returned for this view. This might be because the applied filter excludes all data.



U.S. Department of Housing and Urban Development
Office of Community Planning and Development
Integrated Disbursement and Information System
CDBG Activity Summary Report (GPR) for Program Year 2016
FLINT

Date: 13-Nov-2017
Time: 14:22
Page: 93

PGM Year: 2015
Project: 0012 - Owner Occupied Rehab
IDIS Activity: 2559 - Habitat for Humanity, OOR, 15-056

Status: Open
Location: 1101 S Saginaw St Flint, MI 48502-1420

Objective: Create suitable living environments
Outcome: Availability/accessibility
Matrix Code: Rehab; Single-Unit Residential (14A) **National Objective:** LMH

Initial Funding Date: 02/02/2016

Description:

Habitat for Humanity will carry out Owner Occupied Rehabilitation to properties with residents of low to moderate income. \$230,000 was approved in the program year 15 action plan adopted by the City Council on May 11, 2015.

Financing

	Fund Type	Grant Year	Grant	Funded Amount	Drawn In Program Year	Drawn Thru Program Year
CDBG	EN	2015	B15MC260018	\$230,000.00	\$230,000.00	\$230,000.00
Total	Total			\$230,000.00	\$230,000.00	\$230,000.00

Proposed Accomplishments

Housing Units : 10

Actual Accomplishments

Number assisted:

	Owner		Renter		Total		Person	
	Total	Hispanic	Total	Hispanic	Total	Hispanic	Total	Hispanic
White:	0	0	0	0	0	0		0
Black/African American:	9	0	0	0	9	0	0	0
Asian:	0	0	0	0	0	0	0	0
American Indian/Alaskan Native:	0	0	0	0	0	0	0	0
Native Hawaiian/Other Pacific Islander:	0	0	0	0	0	0	0	0
American Indian/Alaskan Native & White:	0	0	0	0	0	0	0	0
Asian White:	0	0	0	0	0	0	0	0
Black/African American & White:	0	0	0	0	0	0	0	0
American Indian/Alaskan Native & Black/African American:	0	0	0	0	0	0	0	0
Other multi-racial:	0	0	0	0	0	0	0	0
Asian/Pacific Islander:	0	0	0	0	0	0	0	0
Hispanic:	0	0	0	0	0	0	0	0
Total:	9	0	0	0	9	0	0	0
Female-headed Households:	0		0		0			



U.S. Department of Housing and Urban Development
Office of Community Planning and Development
Integrated Disbursement and Information System
CDBG Activity Summary Report (GPR) for Program Year 2016
FLINT

Date: 13-Nov-2017

Time: 14:22

Page: 94

Income Category:

	Owner	Renter	Total	Person
Extremely Low	6	0	6	0
Low Mod	2	0	2	0
Moderate	1	0	1	0
Non Low Moderate	0	0	0	0
Total	9	0	9	0
Percent Low/Mod	100.0%		100.0%	

Annual Accomplishments

Years	Accomplishment Narrative	# Benefitting
2016		



U.S. Department of Housing and Urban Development
Office of Community Planning and Development
Integrated Disbursement and Information System
CDBG Activity Summary Report (GPR) for Program Year 2016
FLINT

Date: 13-Nov-2017
Time: 14:22
Page: 95

PGM Year: 2015
Project: 0013 - Ramps and Accessibility
IDIS Activity: 2560 - Disability Network, Ramps 15-064

Status: Completed 2/20/2017 12:00:00 AM
Location: Address Suppressed

Objective: Provide decent affordable housing
Outcome: Availability/accessibility
Matrix Code: Rehab; Single-Unit Residential (14A) **National Objective:** LMH

Initial Funding Date: 02/02/2016

Description:

The Disability Network will provide ramps to low to moderate income residents in the City of Flint.
Contract 15-064 approved in the action plan adopted May 11, 2015.

Financing

	Fund Type	Grant Year	Grant	Funded Amount	Drawn In Program Year	Drawn Thru Program Year
CDBG	EN	2015	B15MC260018	\$15,000.00	\$5,930.00	\$15,000.00
Total	Total			\$15,000.00	\$5,930.00	\$15,000.00

Proposed Accomplishments

Housing Units : 3

Actual Accomplishments

Number assisted:

	Owner		Renter		Total		Person	
	Total	Hispanic	Total	Hispanic	Total	Hispanic	Total	Hispanic
White:	1	0	0	0	1	0	0	0
Black/African American:	1	0	0	0	1	0	0	0
Asian:	0	0	0	0	0	0	0	0
American Indian/Alaskan Native:	0	0	0	0	0	0	0	0
Native Hawaiian/Other Pacific Islander:	0	0	0	0	0	0	0	0
American Indian/Alaskan Native & White:	0	0	0	0	0	0	0	0
Asian White:	0	0	0	0	0	0	0	0
Black/African American & White:	0	0	0	0	0	0	0	0
American Indian/Alaskan Native & Black/African American:	0	0	0	0	0	0	0	0
Other multi-racial:	0	0	0	0	0	0	0	0
Asian/Pacific Islander:	0	0	0	0	0	0	0	0
Hispanic:	0	0	0	0	0	0	0	0
Total:	2	0	0	0	2	0	0	0
Female-headed Households:	0		0		0			



U.S. Department of Housing and Urban Development
Office of Community Planning and Development
Integrated Disbursement and Information System
CDBG Activity Summary Report (GPR) for Program Year 2016
FLINT

Date: 13-Nov-2017
Time: 14:22
Page: 96

Income Category:

	Owner	Renter	Total	Person
Extremely Low	2	0	2	0
Low Mod	0	0	0	0
Moderate	0	0	0	0
Non Low Moderate	0	0	0	0
Total	2	0	2	0
Percent Low/Mod	100.0%		100.0%	

Annual Accomplishments

Years	Accomplishment Narrative	# Benefitting
2015	TDN has built ramps and accessibility features for individuals with disabilities that live within the City of Flint. These features help keep individuals out of nursing facilities, increase their independence and improves the quality of life of persons with disabilities and their families. The ramps are built according to the ADA Standards and the City of Flint building codes. With the \$15,000.00 The Disability Network completed two ramps for elderly, disabled persons.	



U.S. Department of Housing and Urban Development
Office of Community Planning and Development
Integrated Disbursement and Information System
CDBG Activity Summary Report (GPR) for Program Year 2016
FLINT

Date: 13-Nov-2017
Time: 14:22
Page: 97

PGM Year: 2015
Project: 0014 - Facility Improvements
IDIS Activity: 2561 - Berston and Haskell 15-140 MCKINLEY????

Status: Open
Location: 3300 N Saginaw St Flint, MI 48505-4405

Objective: Create suitable living environments
Outcome: Sustainability
Matrix Code: Parks, Recreational Facilities (03F)

National Objective: LMA

Initial Funding Date: 04/28/2016

Description:

Berston Field House is located at 3300 N. Saginaw St., Flint, MI.

It was built in 1923 and has a local Historic District designation.

Haskell Community Center is located at 2201 Forest Hill Ave, Flint, Mi.

It serves the youth who participate in the PAL and Boys and Girls Club Youth Programs. CDBG funds are proposed to be used for energy efficiency upgrades and building enhancements. Berston - 20, 2 Haskell - 9, 4

Financing

	Fund Type	Grant Year	Grant	Funded Amount	Drawn In Program Year	Drawn Thru Program Year
CDBG	EN	2015	B15MC260018	\$100,000.00	\$0.00	\$0.00
Total	Total			\$100,000.00	\$0.00	\$0.00

Proposed Accomplishments

Public Facilities : 2

Total Population in Service Area: 105,355

Census Tract Percent Low / Mod: 62.19

Annual Accomplishments

Years	Accomplishment Narrative	# Benefitting
2015	The planning phase for the community center improvements has commenced, and project scopes are being finalized. Program activities, draws, and benefit data reporting will take place during the 16/17 program year.	
2016	The planning phase for the community center improvements has commenced, and project scopes are being finalized. Program activities, draws, and benefit data reporting will take place during the 17/18 program year.	



U.S. Department of Housing and Urban Development
Office of Community Planning and Development
Integrated Disbursement and Information System
CDBG Activity Summary Report (GPR) for Program Year 2016
FLINT

Date: 13-Nov-2017

Time: 14:22

Page: 98

PGM Year: 2015
Project: 0015 - Senior Services
IDIS Activity: 2562 - Brennan Elm Park Senior Transition 15-119

Status: Open
Location: Address Suppressed

Objective: Create suitable living environments
Outcome: Availability/accessibility
Matrix Code: Senior Services (05A)

National Objective: LMC

Initial Funding Date: 02/05/2016

Description:

The goal of this program is to facilitate the inclusion of "coming of age" seniors between 55-59 years old. This low/moderate limited clientele will be able to register at the Brennan Senior Center and fully participate in all programs, activities and services currently rendered to the seniors aged 60 and older who are funded by the Genesee County Senior Millage

Financing

	Fund Type	Grant Year	Grant	Funded Amount	Drawn In Program Year	Drawn Thru Program Year
CDBG	EN	Pre-2015		\$10,000.00	\$0.00	\$0.00
		2013	B13MC260018		\$0.00	\$210.20
		2014	B14MC260018		\$8,034.18	\$9,745.30
Total	Total			\$10,000.00	\$8,034.18	\$9,955.50

Proposed Accomplishments

People (General) : 100

Actual Accomplishments

Number assisted:

	Owner		Renter		Total		Person	
	Total	Hispanic	Total	Hispanic	Total	Hispanic	Total	Hispanic
White:	0	0	0	0	0	0	10	2
Black/African American:	0	0	0	0	0	0	73	0
Asian:	0	0	0	0	0	0	0	0
American Indian/Alaskan Native:	0	0	0	0	0	0	0	0
Native Hawaiian/Other Pacific Islander:	0	0	0	0	0	0	0	0
American Indian/Alaskan Native & White:	0	0	0	0	0	0	0	0
Asian White:	0	0	0	0	0	0	0	0
Black/African American & White:	0	0	0	0	0	0	0	0
American Indian/Alaskan Native & Black/African American:	0	0	0	0	0	0	0	0
Other multi-racial:	0	0	0	0	0	0	0	0
Asian/Pacific Islander:	0	0	0	0	0	0	0	0
Hispanic:	0	0	0	0	0	0	0	0



U.S. Department of Housing and Urban Development
Office of Community Planning and Development
Integrated Disbursement and Information System
CDBG Activity Summary Report (GPR) for Program Year 2016
FLINT

Date: 13-Nov-2017
Time: 14:22
Page: 99

Total:	0	0	0	0	0	0	83	2
---------------	----------	----------	----------	----------	----------	----------	-----------	----------

Female-headed Households:	0	0	0	0
---------------------------	---	---	---	---

Income Category:

	Owner	Renter	Total	Person
Extremely Low	0	0	0	83
Low Mod	0	0	0	0
Moderate	0	0	0	0
Non Low Moderate	0	0	0	0
Total	0	0	0	83
Percent Low/Mod			100.0%	

Annual Accomplishments

Years	Accomplishment Narrative	# Benefitting
2015	Brennan Senior Center offered an outlet for seniors aged 55 years and older to socialize. This program aimed to help seniors between the ages of age of 55-59 transition into their later years. The program offered but was not limited to the following activities: Health and Nutrition, Arts and Crafts, Physical and Mental Health, Volunteer Opportunities, Recruitment, Training and Member Retention. This program improved senior's physical fitness, mental health, social skills, and communication which allowed them to stay in their own community.	
2016	Brennan Senior Center offers an outlet for seniors 60 years of age and older to socialize. This program is to help seniors between the ages of age of 55-59 transition into their later years. This programs offers the following activities, but not limited to: Health and Nutrition, Arts and Crafts, Physical and Mental Health, Volunteer Opportunities, Recruitment, Training and Member Retention. The goals were to improve participants' physical fitness, mental health, social skills, and communication which allowed them to continue to reside and have a positive impact on their community.	



U.S. Department of Housing and Urban Development
Office of Community Planning and Development
Integrated Disbursement and Information System
CDBG Activity Summary Report (GPR) for Program Year 2016
FLINT

Date: 13-Nov-2017
Time: 14:22
Page: 100

PGM Year: 2014
Project: 0026 - Housing Services in Support of Home
IDIS Activity: 2563 - Lawn Kings prop maintenance

Status: Open
Location: Address Suppressed

Objective: Create suitable living environments
Outcome: Affordability
Matrix Code: Housing Services (14J)

National Objective: LMH

Initial Funding Date: 04/04/2016

Description:

Lawn Kings will provide property maintenance for properties not sold within the Smith Village housing project

Financing

	Fund Type	Grant Year	Grant	Funded Amount	Drawn In Program Year	Drawn Thru Program Year
CDBG	EN	Pre-2015		\$3,432.00	\$0.00	\$0.00
		2013	B13MC260018		\$0.00	\$3,432.00
Total	Total			\$3,432.00	\$0.00	\$3,432.00

Proposed Accomplishments

Actual Accomplishments

Number assisted:

	Owner		Renter		Total		Person	
	Total	Hispanic	Total	Hispanic	Total	Hispanic	Total	Hispanic
White:	0	0	0	0	0	0		0
Black/African American:	0	0	0	0	0	0	0	0
Asian:	0	0	0	0	0	0	0	0
American Indian/Alaskan Native:	0	0	0	0	0	0	0	0
Native Hawaiian/Other Pacific Islander:	0	0	0	0	0	0	0	0
American Indian/Alaskan Native & White:	0	0	0	0	0	0	0	0
Asian White:	0	0	0	0	0	0	0	0
Black/African American & White:	0	0	0	0	0	0	0	0
American Indian/Alaskan Native & Black/African American:	0	0	0	0	0	0	0	0
Other multi-racial:	0	0	0	0	0	0	0	0
Asian/Pacific Islander:	0	0	0	0	0	0	0	0
Hispanic:	0	0	0	0	0	0	0	0
Total:	0	0	0	0	0	0	0	0
Female-headed Households:	0		0		0			



U.S. Department of Housing and Urban Development
Office of Community Planning and Development
Integrated Disbursement and Information System
CDBG Activity Summary Report (GPR) for Program Year 2016
FLINT

Date: 13-Nov-2017

Time: 14:22

Page: 101

Income Category:

	Owner	Renter	Total	Person
Extremely Low	0	0	0	0
Low Mod	0	0	0	0
Moderate	0	0	0	0
Non Low Moderate	0	0	0	0
Total	0	0	0	0
Percent Low/Mod				

Annual Accomplishments

No data returned for this view. This might be because the applied filter excludes all data.



U.S. Department of Housing and Urban Development
Office of Community Planning and Development
Integrated Disbursement and Information System
CDBG Activity Summary Report (GPR) for Program Year 2016
FLINT

Date: 13-Nov-2017
Time: 14:22
Page: 102

PGM Year: 2015
Project: 0016 - FNIPP Housing Services in Support of HOME
IDIS Activity: 2564 - FNIPP, 14J, svcs in support of HOME (Arco spec)

Status: Open
Location: Address Suppressed

Objective: Provide decent affordable housing
Outcome: Affordability
Matrix Code: Housing Services (14J)

National Objective: LMH

Initial Funding Date: 04/12/2016

Description:

Financing

	Fund Type	Grant Year	Grant	Funded Amount	Drawn In Program Year	Drawn Thru Program Year
CDBG	EN	Pre-2015		\$42,139.97	\$0.00	\$0.00
		2014	B14MC260018		\$2,945.18	\$8,313.39
Total	Total			\$42,139.97	\$2,945.18	\$8,313.39

Proposed Accomplishments

Housing Units : 10

Actual Accomplishments

Number assisted:

	Owner		Renter		Total		Person	
	Total	Hispanic	Total	Hispanic	Total	Hispanic	Total	Hispanic
White:	0	0	0	0	0	0		0
Black/African American:	0	0	0	0	0	0	0	0
Asian:	0	0	0	0	0	0	0	0
American Indian/Alaskan Native:	0	0	0	0	0	0	0	0
Native Hawaiian/Other Pacific Islander:	0	0	0	0	0	0	0	0
American Indian/Alaskan Native & White:	0	0	0	0	0	0	0	0
Asian White:	0	0	0	0	0	0	0	0
Black/African American & White:	0	0	0	0	0	0	0	0
American Indian/Alaskan Native & Black/African American:	0	0	0	0	0	0	0	0
Other multi-racial:	0	0	0	0	0	0	0	0
Asian/Pacific Islander:	0	0	0	0	0	0	0	0
Hispanic:	0	0	0	0	0	0	0	0
Total:	0	0	0	0	0	0	0	0
Female-headed Households:	0		0		0			



U.S. Department of Housing and Urban Development
Office of Community Planning and Development
Integrated Disbursement and Information System
CDBG Activity Summary Report (GPR) for Program Year 2016
FLINT

Date: 13-Nov-2017

Time: 14:22

Page: 103

Income Category:

	Owner	Renter	Total	Person
Extremely Low	0	0	0	0
Low Mod	0	0	0	0
Moderate	0	0	0	0
Non Low Moderate	0	0	0	0
Total	0	0	0	0
Percent Low/Mod				

Annual Accomplishments

Years	Accomplishment Narrative	# Benefitting
2015	FNIPP conducted marketing and outreach strategies in the Northwest part of Flint to get eligible home owners seeking to get rehabilitation work performed on their properties. FNIPP would perform the intake on home owners seeking assistance and for those that were eligible, FNIPP would draft specs of all necessary repairs needed to bring the home up to code according to the City of Flint Building and Safety Inspections department.	



U.S. Department of Housing and Urban Development
Office of Community Planning and Development
Integrated Disbursement and Information System
CDBG Activity Summary Report (GPR) for Program Year 2016
FLINT

Date: 13-Nov-2017
Time: 14:22
Page: 104

PGM Year: 2015
Project: 0017 - Demolition
IDIS Activity: 2565 - COF Demolition 15-137 HUD15

Status: Open
Location: Address Suppressed

Objective: Create suitable living environments
Outcome: Sustainability
Matrix Code: Clearance and Demolition (04)

National Objective: LMA

Initial Funding Date: 04/22/2016

Description:

Financing

	Fund Type	Grant Year	Grant	Funded Amount	Drawn In Program Year	Drawn Thru Program Year
CDBG	EN	Pre-2015		\$102,600.00	\$0.00	\$0.00
		2014	B14MC260018		\$62,774.37	\$62,774.37
Total	Total			\$102,600.00	\$62,774.37	\$62,774.37

Proposed Accomplishments

Total Population in Service Area: 105,355
Census Tract Percent Low / Mod: 62.19

Annual Accomplishments

Years	Accomplishment Narrative	# Benefitting
2015	During program year 15/16, this activity funded wages and fringes associated with a staff member who is responsible for coordinating the City's standard motion process, ordering title searches, and preparing paperwork for a property to be put on the demolition list among other duties. Ultimately, title searches were completed for 261 properties in preparation for demolition, but final billing has not been completed. Draws and benefit data reporting will occur during the 16/17 program year.	
2016	During program year 16/17, this activity funded wages and fringes associated with a staff member which is responsible for coordinating the City's standard motion process, ordering title searches, and preparing paperwork for a property to be put on the demolition list, among other duties. Ultimately, title search files were completed for properties in preparation for demolition, but no searches were ordered due to finance delay as well as staff member leaving at the early part of 2017. Benefit data would be reported on activity 2567.	



U.S. Department of Housing and Urban Development
Office of Community Planning and Development
Integrated Disbursement and Information System
CDBG Activity Summary Report (GPR) for Program Year 2016
FLINT

Date: 13-Nov-2017
Time: 14:22
Page: 105

PGM Year: 2015
Project: 0017 - Demolition
IDIS Activity: 2566 - Glenn Acres/GCLB Demolition 15-054

Status: Open
Location: Address Suppressed

Objective: Create suitable living environments
Outcome: Sustainability
Matrix Code: Clearance and Demolition (04)

National Objective: LMA

Initial Funding Date: 04/25/2016

Description:

The action plan adopted 51115 authorized 600,000 to be allocated to the GCLB for demolition. Change order #1 allocated an additional 400,000, increasing the contract to 1,000,000. The GCLB will use CDBG funding to expand its strategic demolition program to demolish blighted structures on Green Neighborhoods in alignment with the City's Master Plan and Blight Elimination Framework. The demolitions will build upon the success of previous and ongoing demolitions completed under the NSP, Michigan Blight Elimination Grant and Hardest Hit Fund. The blighted structures to be demolished will include a mix of commercial and residential structures.

Financing

	Fund Type	Grant Year	Grant	Funded Amount	Drawn In Program Year	Drawn Thru Program Year
CDBG	EN	Pre-2015		\$400,000.00	\$0.00	\$0.00
		2014	B14MC260018		\$400,000.00	\$400,000.00
		2015	B15MC260018	\$600,000.00	\$73,717.03	\$600,000.00
Total	Total			\$1,000,000.00	\$473,717.03	\$1,000,000.00

Proposed Accomplishments

Housing Units : 1
Total Population in Service Area: 2,155
Census Tract Percent Low / Mod: 63.11

Annual Accomplishments

Years	Accomplishment Narrative	# Benefitting
2015	Demolition phase one was completed for the Apartment property formerly known as Glen Acres Estates, located near the corner of Pierson and Clio Roads. This property is located within Census Tract 3, Block Group 1. Phase two will commence next program year, and will complete the project.	
2016	During program year 16/17, Phase two was completed of the demolition of the Apartment property formerly known as Glen Acres Estates, located near the corner of Pierson and Clio Roads. This property is located within Census Tract 3, Block Group 1. This contract also paid for the emergency demolition, along with all federally required related activities, of 2626 Green Hill, located within Census Tract 33, Block Group 1. Per Roy Lash, activity will be closed out after final monitoring and close out packet complete (10/17/17)	



U.S. Department of Housing and Urban Development
Office of Community Planning and Development
Integrated Disbursement and Information System
CDBG Activity Summary Report (GPR) for Program Year 2016
FLINT

Date: 13-Nov-2017
Time: 14:22
Page: 106

PGM Year: 2015
Project: 0018 - Code Enforcement, COF
IDIS Activity: 2567 - COF Code Enforcement, FHUD16 15-095

Status: Open
Location: Address Suppressed

Objective: Create suitable living environments
Outcome: Sustainability
Matrix Code: Code Enforcement (15)

National Objective: LMA

Initial Funding Date: 04/28/2016

Description:

Financing


	Fund Type	Grant Year	Grant	Funded Amount	Drawn In Program Year	Drawn Thru Program Year
CDBG	EN	Pre-2015		\$46,119.00	\$0.00	\$0.00
		2014	B14MC260018		\$20,868.43	\$35,823.07
		2015	B15MC260018	\$270,000.00	\$106,285.33	\$212,536.56
Total	Total			\$316,119.00	\$127,153.76	\$248,359.63

Proposed Accomplishments

Housing Units : 20,000
Total Population in Service Area: 105,355
Census Tract Percent Low / Mod: 62.19

Annual Accomplishments

Years	Accomplishment Narrative	# Benefitting
2015	During program year 15/16, Neighborhood Enforcement Officers proactively patrol neighborhoods in the City and respond to blight complaints taken within the Blight Division's office. Often, corrections are completed by the homeowner after a written warning/citation is issued. Other times, the City's Blight Coordinator personally resolves complaints with the assistance of volunteers. The City received a total of 4,233 blight complaints, of which 4,060 which were responded to by a Neighborhood Enforcement Officer. 2,278 cases were either resolved or referred to another entity for resolution.	
2016	During program year 16/17, this contract covered expenses encompassing July-September of 2016. Data after this date is reported on activity 2608 (contract 16-064 Code Enforcement). During this time period, Neighborhood Enforcement Officers proactively patrolled neighborhoods in the City and responded to blight complaints taken within the Blight Divisions office. Often, corrections are completed by the homeowner after a written warning/citation is issued. Other times, the City's Blight Coordinator personally resolves complaints with the assistance of volunteers. During this time, the City received a total of 288 blight complaints, of which 173 were resolved or referred to another entity for resolution	



U.S. Department of Housing and Urban Development
Office of Community Planning and Development
Integrated Disbursement and Information System
CDBG Activity Summary Report (GPR) for Program Year 2016
FLINT

Date: 13-Nov-2017

Time: 14:22

Page: 107

PGM Year: 2015

Project: 0020 - Project Delivery

IDIS Activity: 2573 - Activity Delivery, FHUD16

Status: Canceled 3/20/2017 12:00:00 AM

Location: Address Suppressed

Objective: Create suitable living environments

Outcome: Availability/accessibility

Matrix Code: Rehabilitation Administration (14H)

National Objective: LMH

Initial Funding Date: 05/10/2016

Description:

REPROGRAMMED MARCH 2016

Financing

No data returned for this view. This might be because the applied filter excludes all data.


Proposed Accomplishments

Housing Units : 10

Actual Accomplishments

Number assisted:

	Owner		Renter		Total		Person	
	Total	Hispanic	Total	Hispanic	Total	Hispanic	Total	Hispanic
White:	0	0	0	0	0	0		0
Black/African American:	0	0	0	0	0	0	0	0
Asian:	0	0	0	0	0	0	0	0
American Indian/Alaskan Native:	0	0	0	0	0	0	0	0
Native Hawaiian/Other Pacific Islander:	0	0	0	0	0	0	0	0
American Indian/Alaskan Native & White:	0	0	0	0	0	0	0	0
Asian White:	0	0	0	0	0	0	0	0
Black/African American & White:	0	0	0	0	0	0	0	0
American Indian/Alaskan Native & Black/African American:	0	0	0	0	0	0	0	0
Other multi-racial:	0	0	0	0	0	0	0	0
Asian/Pacific Islander:	0	0	0	0	0	0	0	0



U.S. Department of Housing and Urban Development
Office of Community Planning and Development
Integrated Disbursement and Information System
CDBG Activity Summary Report (GPR) for Program Year 2016
FLINT

Date: 13-Nov-2017
Time: 14:22
Page: 108

Hispanic:	0	0	0	0	0	0	0	0
Total:	0	0	0	0	0	0	0	0

Female-headed Households:	0	0	0	0	0	0	0	0
---------------------------	---	---	---	---	---	---	---	---

Income Category:

	Owner	Renter	Total	Person
Extremely Low	0	0	0	0
Low Mod	0	0	0	0
Moderate	0	0	0	0
Non Low Moderate	0	0	0	0
Total	0	0	0	0

Percent Low/Mod

Annual Accomplishments

No data returned for this view. This might be because the applied filter excludes all data.



U.S. Department of Housing and Urban Development
Office of Community Planning and Development
Integrated Disbursement and Information System
CDBG Activity Summary Report (GPR) for Program Year 2016
FLINT

Date: 13-Nov-2017
Time: 14:22
Page: 109

PGM Year: 2014
Project: 0026 - Housing Services in Support of Home
IDIS Activity: 2574 - Resolute Protection Svcs, Smith Village

Status: Open
Location: Address Suppressed

Objective: Provide decent affordable housing
Outcome: Availability/accessibility
Matrix Code: Housing Services (14J)

National Objective: LMH

Initial Funding Date: 06/22/2016

Description:

Resolute Protection Services, Smith Village

Financing

	Fund Type	Grant Year	Grant	Funded Amount	Drawn In Program Year	Drawn Thru Program Year
CDBG	EN	Pre-2015		\$70,044.00	\$0.00	\$0.00
		2014	B14MC260018		\$47,219.25	\$56,912.25
Total	Total			\$70,044.00	\$47,219.25	\$56,912.25

Proposed Accomplishments

Housing Units : 14


Actual Accomplishments

Number assisted:

	Owner		Renter		Total		Person	
	Total	Hispanic	Total	Hispanic	Total	Hispanic	Total	Hispanic
White:	0	0	0	0	0	0		0
Black/African American:	0	0	0	0	0	0	0	0
Asian:	0	0	0	0	0	0	0	0
American Indian/Alaskan Native:	0	0	0	0	0	0	0	0
Native Hawaiian/Other Pacific Islander:	0	0	0	0	0	0	0	0
American Indian/Alaskan Native & White:	0	0	0	0	0	0	0	0
Asian White:	0	0	0	0	0	0	0	0
Black/African American & White:	0	0	0	0	0	0	0	0
American Indian/Alaskan Native & Black/African American:	0	0	0	0	0	0	0	0
Other multi-racial:	0	0	0	0	0	0	0	0
Asian/Pacific Islander:	0	0	0	0	0	0	0	0
Hispanic:	0	0	0	0	0	0	0	0
Total:	0	0	0	0	0	0	0	0

Female-headed Households:

0 0 0



U.S. Department of Housing and Urban Development
Office of Community Planning and Development
Integrated Disbursement and Information System
CDBG Activity Summary Report (GPR) for Program Year 2016
FLINT

Date: 13-Nov-2017

Time: 14:22

Page: 110

Income Category:

	Owner	Renter	Total	Person
Extremely Low	0	0	0	0
Low Mod	0	0	0	0
Moderate	0	0	0	0
Non Low Moderate	0	0	0	0
Total	0	0	0	0
Percent Low/Mod				

Annual Accomplishments

No data returned for this view. This might be because the applied filter excludes all data.



U.S. Department of Housing and Urban Development
Office of Community Planning and Development
Integrated Disbursement and Information System
CDBG Activity Summary Report (GPR) for Program Year 2016
FLINT

Date: 13-Nov-2017
Time: 14:22
Page: 111

PGM Year: 2014
Project: 0026 - Housing Services in Support of Home
IDIS Activity: 2576 - Hazard Insurance, HOME

Status: Open
Location: 1101 S Saginaw St Flint, MI 48502-1420

Objective: Provide decent affordable housing
Outcome: Affordability
Matrix Code: Housing Services (14J)

National Objective: LMH

Initial Funding Date: 07/20/2016

Description:

Will provide Hazard Insurance for qualified homeowners, 1st year.
Authorized under EMA1312015, adopted 33015.

Financing

	Fund Type	Grant Year	Grant	Funded Amount	Drawn In Program Year	Drawn Thru Program Year
CDBG	EN	Pre-2015		\$7,872.00	\$0.00	\$0.00
Total	Total			\$7,872.00	\$0.00	\$0.00

Proposed Accomplishments

Housing Units : 1

Actual Accomplishments

Number assisted:

	Owner		Renter		Total		Person	
	Total	Hispanic	Total	Hispanic	Total	Hispanic	Total	Hispanic
White:	0	0	0	0	0	0		0
Black/African American:	0	0	0	0	0	0	0	0
Asian:	0	0	0	0	0	0	0	0
American Indian/Alaskan Native:	0	0	0	0	0	0	0	0
Native Hawaiian/Other Pacific Islander:	0	0	0	0	0	0	0	0
American Indian/Alaskan Native & White:	0	0	0	0	0	0	0	0
Asian White:	0	0	0	0	0	0	0	0
Black/African American & White:	0	0	0	0	0	0	0	0
American Indian/Alaskan Native & Black/African American:	0	0	0	0	0	0	0	0
Other multi-racial:	0	0	0	0	0	0	0	0
Asian/Pacific Islander:	0	0	0	0	0	0	0	0
Hispanic:	0	0	0	0	0	0	0	0
Total:	0	0	0	0	0	0	0	0
Female-headed Households:	0		0		0			



U.S. Department of Housing and Urban Development
Office of Community Planning and Development
Integrated Disbursement and Information System
CDBG Activity Summary Report (GPR) for Program Year 2016
FLINT

Date: 13-Nov-2017

Time: 14:22

Page: 112

Income Category:

	Owner	Renter	Total	Person
Extremely Low	0	0	0	0
Low Mod	0	0	0	0
Moderate	0	0	0	0
Non Low Moderate	0	0	0	0
Total	0	0	0	0
Percent Low/Mod				

Annual Accomplishments

No data returned for this view. This might be because the applied filter excludes all data.



U.S. Department of Housing and Urban Development
Office of Community Planning and Development
Integrated Disbursement and Information System
CDBG Activity Summary Report (GPR) for Program Year 2016
FLINT

Date: 13-Nov-2017
Time: 14:22
Page: 113

PGM Year: 2015
Project: 0021 - Neighborhood Cleanups
IDIS Activity: 2579 - Neighborhood Cleanups, 15-077

Status: Open
Location: Address Suppressed

Objective: Create suitable living environments
Outcome: Sustainability
Matrix Code: Interim Assistance (06)

National Objective: LMA

Initial Funding Date: 08/12/2016

Description:

The COF, Development Division will use funding for partial salaries of Development staff and waste removal services in low mod areas throughout the City.

Financing

	Fund Type	Grant Year	Grant	Funded Amount	Drawn In Program Year	Drawn Thru Program Year
CDBG	EN	Pre-2015		\$34,467.00	\$0.00	\$0.00
		2014	B14MC260018		\$33,881.87	\$33,881.87
		2015	B15MC260018	\$25,533.00	\$23,492.19	\$23,546.19
Total	Total			\$60,000.00	\$57,374.06	\$57,428.06

Proposed Accomplishments

Total Population in Service Area: 103,110
Census Tract Percent Low / Mod: 63.23

Annual Accomplishments

Years	Accomplishment Narrative	# Benefitting
2015	Benefit Data is reported on 2532	
2016	During program year 16/17, this contract covered expenses encompassing July-September of 2016. Data after this date is reported on activity 2610 (NC contract 16-066). During this time, the City of Flint assisted with the coordination and completion of 22 unique neighborhood cleanup projects, in an effort to address immediate blight concerns through the City. These neighborhood cleanups were organized mainly by community groups/ leaders, and provide for the efficient resolution of hazardous or unsightly conditions.	



U.S. Department of Housing and Urban Development
Office of Community Planning and Development
Integrated Disbursement and Information System
CDBG Activity Summary Report (GPR) for Program Year 2016
FLINT

Date: 13-Nov-2017
Time: 14:22
Page: 114

PGM Year: 2015
Project: 0025 - Water Filter Program
IDIS Activity: 2580 - GCCARD replacement water filters

Status: Completed 2/17/2017 12:00:00 AM
Location: Address Suppressed

Objective: Create suitable living environments
Outcome: Sustainability
Matrix Code: Health Services (05M)

National Objective: LMC

Initial Funding Date: 08/17/2016

Description:

GCCARD will distribute and install (only in certain cases) home faucet water filters and replacement cartridges for the City of Flint residents.

Financing

	Fund Type	Grant Year	Grant	Funded Amount	Drawn In Program Year	Drawn Thru Program Year
CDBG	EN	Pre-2015		\$19,657.94	\$0.00	\$0.00
		2014	B14MC260018		\$0.00	\$19,657.94
Total	Total			\$19,657.94	\$0.00	\$19,657.94

Proposed Accomplishments

People (General) : 225


Actual Accomplishments

Number assisted:

	Owner		Renter		Total		Person	
	Total	Hispanic	Total	Hispanic	Total	Hispanic	Total	Hispanic
White:	0	0	0	0	0	0	91	0
Black/African American:	0	0	0	0	0	0	127	0
Asian:	0	0	0	0	0	0	0	0
American Indian/Alaskan Native:	0	0	0	0	0	0	0	0
Native Hawaiian/Other Pacific Islander:	0	0	0	0	0	0	0	0
American Indian/Alaskan Native & White:	0	0	0	0	0	0	0	0
Asian White:	0	0	0	0	0	0	0	0
Black/African American & White:	0	0	0	0	0	0	0	0
American Indian/Alaskan Native & Black/African American:	0	0	0	0	0	0	0	0
Other multi-racial:	0	0	0	0	0	0	0	0
Asian/Pacific Islander:	0	0	0	0	0	0	0	0
Hispanic:	0	0	0	0	0	0	0	0
Total:	0	0	0	0	0	0	218	0

Female-headed Households:

0 0 0



U.S. Department of Housing and Urban Development
Office of Community Planning and Development
Integrated Disbursement and Information System
CDBG Activity Summary Report (GPR) for Program Year 2016
FLINT

Date: 13-Nov-2017

Time: 14:22

Page: 115

Income Category:

	Owner	Renter	Total	Person
Extremely Low	0	0	0	45
Low Mod	0	0	0	125
Moderate	0	0	0	48
Non Low Moderate	0	0	0	0
Total	0	0	0	218
Percent Low/Mod				100.0%

Annual Accomplishments

Years	Accomplishment Narrative	# Benefitting
2015	During the 2015-2016 City of Flint water crisis, GCCARD and its corresponding partners distributed water filters and replacement cartridges to eligible City of Flint residents. For those seniors and persons with disabilities that were home bound, GCCARD crews installed and gave instructions on how to use the water filters and replacement cartridges.	



U.S. Department of Housing and Urban Development
Office of Community Planning and Development
Integrated Disbursement and Information System
CDBG Activity Summary Report (GPR) for Program Year 2016
FLINT

Date: 13-Nov-2017
Time: 14:22
Page: 116

PGM Year: 2015
Project: 0021 - Neighborhood Cleanups
IDIS Activity: 2584 - GCLB ToolShed 16-17, 16-070

Status: Open
Location: Address Suppressed

Objective: Create suitable living environments
Outcome: Availability/accessibility
Matrix Code: Interim Assistance (06)

National Objective: LMA

Initial Funding Date: 09/13/2016

Description:

The NEH Tool shed collaborates with Clean and Green, Edible Flint, and Keep Genesee County Beautiful. NEH is one of the working partners with Cities of Service and the Church in the efforts to manage vacant land, food garden development, and eradication of blight. The Tool Shed will be an effective, reliable and nimble resource for community groups and individuals managing vacant land in all areas of the city. NEH Will track and report on progress toward equipment loans, training, workshops, mobile tool shed deliveries and Organization group planning meetings.

Financing

	Fund Type	Grant Year	Grant	Funded Amount	Drawn In Program Year	Drawn Thru Program Year
CDBG	EN	Pre-2015		\$20,000.00	\$0.00	\$0.00
		2014	B14MC260018		\$2,872.80	\$2,872.80
		2015	B15MC260018	\$60,000.00	\$0.00	\$0.00
Total	Total			\$80,000.00	\$2,872.80	\$2,872.80

Proposed Accomplishments

People (General) : 100
Total Population in Service Area: 105,355
Census Tract Percent Low / Mod: 62.19

Annual Accomplishments

Years	Accomplishment Narrative	# Benefitting
2016	During program year 16/17, the Genesee County Land Bank (GCLB) contracted with the Neighborhood Engagement Hub to run the community tool shed program. The community tool shed manages an inventory of tools and equipment that can be checked out to be used by neighborhood groups to complete neighborhood cleanups, or by individual homeowners in low/moderate income areas of the City to help with maintaining/beautifying their yards and right-of-ways that otherwise would not be maintained. During this program year, 351 total check-outs of tools was completed, equipment training sessions were completed for 12 local volunteers, and 5 mobile tool shed deliveries were completed	



U.S. Department of Housing and Urban Development
Office of Community Planning and Development
Integrated Disbursement and Information System
CDBG Activity Summary Report (GPR) for Program Year 2016
FLINT

Date: 13-Nov-2017
Time: 14:22
Page: 117

PGM Year: 2015
Project: 0004 - Youth Services, FHUD16
IDIS Activity: 2585 - PAL Expansion multiple years, 15-135

Status: Open
Location: Address Suppressed

Objective: Create suitable living environments
Outcome: Availability/accessibility
Matrix Code: Youth Services (05D)

National Objective: LMC

Initial Funding Date: 09/13/2016

Description:

This funding is to be used to replace the Boys and Girls Club work that was needed after Boys and Girls club moved its operations to a different location.

Financing

	Fund Type	Grant Year	Grant	Funded Amount	Drawn In Program Year	Drawn Thru Program Year
CDBG	EN	Pre-2015		\$68,237.64	\$0.00	\$0.00
		2014	B14MC260018		\$64,767.68	\$64,767.68
Total	Total			\$68,237.64	\$64,767.68	\$64,767.68

Proposed Accomplishments

Actual Accomplishments

Number assisted:

	Owner		Renter		Total		Person	
	Total	Hispanic	Total	Hispanic	Total	Hispanic	Total	Hispanic
White:	0	0	0	0	0	0		0
Black/African American:	0	0	0	0	0	0	0	0
Asian:	0	0	0	0	0	0	0	0
American Indian/Alaskan Native:	0	0	0	0	0	0	0	0
Native Hawaiian/Other Pacific Islander:	0	0	0	0	0	0	0	0
American Indian/Alaskan Native & White:	0	0	0	0	0	0	0	0
Asian White:	0	0	0	0	0	0	0	0
Black/African American & White:	0	0	0	0	0	0	0	0
American Indian/Alaskan Native & Black/African American:	0	0	0	0	0	0	0	0
Other multi-racial:	0	0	0	0	0	0	0	0
Asian/Pacific Islander:	0	0	0	0	0	0	0	0
Hispanic:	0	0	0	0	0	0	0	0
Total:	0	0	0	0	0	0	0	0
Female-headed Households:	0		0		0			



U.S. Department of Housing and Urban Development
Office of Community Planning and Development
Integrated Disbursement and Information System
CDBG Activity Summary Report (GPR) for Program Year 2016
FLINT

Date: 13-Nov-2017

Time: 14:22

Page: 118

Income Category:

	Owner	Renter	Total	Person
Extremely Low	0	0	0	0
Low Mod	0	0	0	0
Moderate	0	0	0	0
Non Low Moderate	0	0	0	0
Total	0	0	0	0
Percent Low/Mod				

Annual Accomplishments

Years	Accomplishment Narrative	# Benefitting
2016	Flint Police Activities League (P.A.L.) is a youth-based organization which provided structured programming during the year. P.A.L.'s after school program offered homework help, tutoring, mentoring, athletics and a meal. The summer day camp offered field trips, cultural classes, arts and crafts, and athletics with three meals a day.	



U.S. Department of Housing and Urban Development
Office of Community Planning and Development
Integrated Disbursement and Information System
CDBG Activity Summary Report (GPR) for Program Year 2016
FLINT

Date: 13-Nov-2017
Time: 14:22
Page: 119

PGM Year: 2016
Project: 0001 - Administration/Planning, CED 16-17 Action Plan
IDIS Activity: 2586 - Flint FHUD17 Administration,

Status: Completed 8/29/2017 9:07:35 AM
Location: ,

Objective:
Outcome:
Matrix Code: General Program Administration (21A) **National Objective:**

Initial Funding Date: 11/12/2016

Description:

Resolution authorized 723090 in administration costs for CDBG.
This subfund was set up when it should have been EN dollars.
Completed activity as of date of last draw and set up activity 2625 for the balance of the 723090 authorized in program year 16 action plan.

Financing

	Fund Type	Grant Year	Grant	Funded Amount	Drawn In Program Year	Drawn Thru Program Year
CDBG	AD	2016	B16MC260018	\$43,093.06	\$43,093.06	\$43,093.06
Total	Total			\$43,093.06	\$43,093.06	\$43,093.06

Proposed Accomplishments

Actual Accomplishments

Number assisted:

	Owner		Renter		Total		Person	
	Total	Hispanic	Total	Hispanic	Total	Hispanic	Total	Hispanic
White:					0	0		
Black/African American:					0	0		
Asian:					0	0		
American Indian/Alaskan Native:					0	0		
Native Hawaiian/Other Pacific Islander:					0	0		
American Indian/Alaskan Native & White:					0	0		
Asian White:					0	0		
Black/African American & White:					0	0		
American Indian/Alaskan Native & Black/African American:					0	0		
Other multi-racial:					0	0		
Asian/Pacific Islander:					0	0		
Hispanic:					0	0		
Total:	0	0	0	0	0	0	0	0
Female-headed Households:					0			



U.S. Department of Housing and Urban Development
Office of Community Planning and Development
Integrated Disbursement and Information System
CDBG Activity Summary Report (GPR) for Program Year 2016
FLINT

Date: 13-Nov-2017

Time: 14:22


Page: 120

Income Category:

	Owner	Renter	Total	Person
Extremely Low			0	
Low Mod			0	
Moderate			0	
Non Low Moderate			0	
Total	0	0	0	0
Percent Low/Mod				

Annual Accomplishments

No data returned for this view. This might be because the applied filter excludes all data.



U.S. Department of Housing and Urban Development
Office of Community Planning and Development
Integrated Disbursement and Information System
CDBG Activity Summary Report (GPR) for Program Year 2016
FLINT

Date: 13-Nov-2017
Time: 14:22
Page: 121

PGM Year: 2015
Project: 0014 - Facility Improvements
IDIS Activity: 2587 - Parks Facilities Improvements, 15-139

Status: Open
Location: Address Suppressed

Objective: Create suitable living environments
Outcome: Sustainability
Matrix Code: Parks, Recreational Facilities (03F)

National Objective: LMA

Initial Funding Date: 11/16/2016

Description:

In the Action Plan, adopted 51115, 50K was allocated to Parks Facilities Improvements.
Grant ID is FHUD16CDBG, 274-748.214-700.100.
Funding will be moved to appropriate general ledger number upon budget submission to division.
Brennan Park improvements

Financing

	Fund Type	Grant Year	Grant	Funded Amount	Drawn In Program Year	Drawn Thru Program Year
CDBG	EN	2015	B15MC260018	\$50,000.00	\$0.00	\$0.00
Total	Total			\$50,000.00	\$0.00	\$0.00

Proposed Accomplishments

Public Facilities : 1
Total Population in Service Area: 2,240
Census Tract Percent Low / Mod: 64.96

Annual Accomplishments

Years	Accomplishment Narrative	# Benefitting
2016	Contract was set up but no specific activities were identified. Work will be completed and benefit data reported within the 17/18 program year.	



U.S. Department of Housing and Urban Development
Office of Community Planning and Development
Integrated Disbursement and Information System
CDBG Activity Summary Report (GPR) for Program Year 2016
FLINT

Date: 13-Nov-2017
Time: 14:22
Page: 122

PGM Year: 2015
Project: 0026 - Neighborhood Enhancement, FHUD16
IDIS Activity: 2588 - NEP Commercial Facade 15-076 red to 75K

Status: Open
Location: Address Suppressed

Objective: Create suitable living environments
Outcome: Sustainability
Matrix Code: Public Facilities and Improvement
(General) (03)

National Objective: LMA

Initial Funding Date: 11/16/2016

Description:

15-16 Action Plan 150336.2 approved entering into \$100,000 for the purposes of facility improvements.
A minor amendment reduced the contract to \$75,000 for the purpose of facade improvements. The Planning division will identify commercial facade improvements to be completed following the Imagine Flint master plan guidelines as well as by public planning processes involving residents and stakeholder groups. This was originally allocated as 100K blight elimination pub facilities improvement.
Going to be split into 25K for streetlights and 75K facade improvements (DPD minigrants)

Financing

	Fund Type	Grant Year	Grant	Funded Amount	Drawn In Program Year	Drawn Thru Program Year
CDBG	EN	2015	B15MC260018	\$100,000.00	\$0.00	\$0.00
Total	Total			\$100,000.00	\$0.00	\$0.00

Proposed Accomplishments

Public Facilities : 1
Total Population in Service Area: 105,355
Census Tract Percent Low / Mod: 62.19

Annual Accomplishments

No data returned for this view. This might be because the applied filter excludes all data.



U.S. Department of Housing and Urban Development
Office of Community Planning and Development
Integrated Disbursement and Information System
CDBG Activity Summary Report (GPR) for Program Year 2016
FLINT

Date: 13-Nov-2017
Time: 14:22
Page: 123

PGM Year: 2013
Project: 0031 - OBC Facilities Improvement
IDIS Activity: 2589 - OBC Facilities Improvements

Status: Open
Location: Address Suppressed

Objective: Create economic opportunities
Outcome: Sustainability
Matrix Code: Public Facilities and Improvement
(General) (03)

National Objective: LMA

Initial Funding Date: 11/21/2016

Description:

Per EME9992014, OBC Facilities Improvements

Financing

	Fund Type	Grant Year	Grant	Funded Amount	Drawn In Program Year	Drawn Thru Program Year
CDBG	EN	Pre-2015		\$66,000.00	\$0.00	\$0.00
Total	Total			\$66,000.00	\$0.00	\$0.00

Proposed Accomplishments

Public Facilities : 1
Total Population in Service Area: 105,355
Census Tract Percent Low / Mod: 62.19

Annual Accomplishments

No data returned for this view. This might be because the applied filter excludes all data.



U.S. Department of Housing and Urban Development
Office of Community Planning and Development
Integrated Disbursement and Information System
CDBG Activity Summary Report (GPR) for Program Year 2016
FLINT

Date: 13-Nov-2017
Time: 14:22
Page: 124

PGM Year: 2016
Project: 0002 - Section 108 Repayment, 16-17 Action Plan
IDIS Activity: 2590 - Sec 108 OK Industries

Status: Open
Location: ,

Objective:
Outcome:
Matrix Code: Unplanned Repayment of Section 108
Loan Principal (19G) **National Objective:**

Initial Funding Date: 11/22/2016

Description:

This activity repays OK Industries, 274-748.108-992996.000, using both FHUD16 and FHUD17CDBG dollars.

Financing

	Fund Type	Grant Year	Grant	Funded Amount	Drawn In Program Year	Drawn Thru Program Year
CDBG	EN	2015	B15MC260018	\$1,153.95	\$623.70	\$623.70
		2016	B16MC260018	\$22,000.00	\$22,000.00	\$22,000.00
Total	Total			\$23,153.95	\$22,623.70	\$22,623.70

Proposed Accomplishments

Actual Accomplishments

Number assisted:

	Owner		Renter		Total		Person	
	Total	Hispanic	Total	Hispanic	Total	Hispanic	Total	Hispanic
White:					0	0		
Black/African American:					0	0		
Asian:					0	0		
American Indian/Alaskan Native:					0	0		
Native Hawaiian/Other Pacific Islander:					0	0		
American Indian/Alaskan Native & White:					0	0		
Asian White:					0	0		
Black/African American & White:					0	0		
American Indian/Alaskan Native & Black/African American:					0	0		
Other multi-racial:					0	0		
Asian/Pacific Islander:					0	0		
Hispanic:					0	0		
Total:	0	0	0	0	0	0	0	0
Female-headed Households:					0			



U.S. Department of Housing and Urban Development
Office of Community Planning and Development
Integrated Disbursement and Information System
CDBG Activity Summary Report (GPR) for Program Year 2016
FLINT

Date: 13-Nov-2017

Time: 14:22


Page: 125

Income Category:

	Owner	Renter	Total	Person
Extremely Low			0	
Low Mod			0	
Moderate			0	
Non Low Moderate			0	
Total	0	0	0	0
Percent Low/Mod				

Annual Accomplishments

No data returned for this view. This might be because the applied filter excludes all data.



U.S. Department of Housing and Urban Development
Office of Community Planning and Development
Integrated Disbursement and Information System
CDBG Activity Summary Report (GPR) for Program Year 2016
FLINT

Date: 13-Nov-2017
Time: 14:22
Page: 126

PGM Year: 2016
Project: 0002 - Section 108 Repayment, 16-17 Action Plan
IDIS Activity: 2591 - Sec 108 Manhattan Place, FHUD17/16

Status: Open
Location: ,

Objective:
Outcome:
Matrix Code: Unplanned Repayment of Section 108
Loan Principal (19G) **National Objective:**

Initial Funding Date: 11/22/2016

Description:

This activity will repay Manhattan Place using both FHUD16 and FHUD17CDBG

Financing

	Fund Type	Grant Year	Grant	Funded Amount	Drawn In Program Year	Drawn Thru Program Year
CDBG	EN	2015	B15MC260018	\$3,000.00	\$2,048.20	\$2,048.20
		2016	B16MC260018	\$154,000.00	\$154,000.00	\$154,000.00
Total	Total			\$157,000.00	\$156,048.20	\$156,048.20

Proposed Accomplishments

Actual Accomplishments

Number assisted:

	Owner		Renter		Total		Person	
	Total	Hispanic	Total	Hispanic	Total	Hispanic	Total	Hispanic
White:					0	0		
Black/African American:					0	0		
Asian:					0	0		
American Indian/Alaskan Native:					0	0		
Native Hawaiian/Other Pacific Islander:					0	0		
American Indian/Alaskan Native & White:					0	0		
Asian White:					0	0		
Black/African American & White:					0	0		
American Indian/Alaskan Native & Black/African American:					0	0		
Other multi-racial:					0	0		
Asian/Pacific Islander:					0	0		
Hispanic:					0	0		
Total:	0	0	0	0	0	0	0	0
Female-headed Households:					0			



U.S. Department of Housing and Urban Development
Office of Community Planning and Development
Integrated Disbursement and Information System
CDBG Activity Summary Report (GPR) for Program Year 2016
FLINT

Date: 13-Nov-2017

Time: 14:22

Page: 127

Income Category:

	Owner	Renter	Total	Person
Extremely Low			0	
Low Mod			0	
Moderate			0	
Non Low Moderate			0	
Total	0	0	0	0
Percent Low/Mod				

Annual Accomplishments

No data returned for this view. This might be because the applied filter excludes all data.



U.S. Department of Housing and Urban Development
Office of Community Planning and Development
Integrated Disbursement and Information System
CDBG Activity Summary Report (GPR) for Program Year 2016
FLINT

Date: 13-Nov-2017
Time: 14:22
Page: 128

PGM Year: 2016
Project: 0002 - Section 108 Repayment, 16-17 Action Plan
IDIS Activity: 2592 - Sec 108 MI Truss FHUD17/16/15

Status: Open
Location: ,

Objective:
Outcome:
Matrix Code: Unplanned Repayment of Section 108
Loan Principal (19G)
National Objective:

Initial Funding Date: 11/22/2016

Description:

This funding used to pay Section 108, MI Truss, 274-748.111 using FHUD15, FHUD16 and FHUD17 CDBG allocation

Financing

	Fund Type	Grant Year	Grant	Funded Amount	Drawn In Program Year	Drawn Thru Program Year
CDBG	EN	Pre-2015		\$33,808.45	\$0.00	\$0.00
		2014	B14MC260018		\$33,808.45	\$33,808.45
		2015	B15MC260018	\$35,308.45	\$35,308.45	\$35,308.45
		2016	B16MC260018	\$69,000.00	\$47,020.60	\$47,020.60
Total	Total			\$138,116.90	\$116,137.50	\$116,137.50

Proposed Accomplishments

Actual Accomplishments

Number assisted:

	Owner		Renter		Total		Person	
	Total	Hispanic	Total	Hispanic	Total	Hispanic	Total	Hispanic
White:					0	0		
Black/African American:					0	0		
Asian:					0	0		
American Indian/Alaskan Native:					0	0		
Native Hawaiian/Other Pacific Islander:					0	0		
American Indian/Alaskan Native & White:					0	0		
Asian White:					0	0		
Black/African American & White:					0	0		
American Indian/Alaskan Native & Black/African American:					0	0		
Other multi-racial:					0	0		
Asian/Pacific Islander:					0	0		
Hispanic:					0	0		
Total:	0	0	0	0	0	0	0	0



U.S. Department of Housing and Urban Development
Office of Community Planning and Development
Integrated Disbursement and Information System
CDBG Activity Summary Report (GPR) for Program Year 2016
FLINT

Date: 13-Nov-2017

Time: 14:22

Page: 129

Female-headed Households:


0

Income Category:

	Owner	Renter	Total	Person
Extremely Low			0	
Low Mod			0	
Moderate			0	
Non Low Moderate			0	
Total	0	0	0	0
Percent Low/Mod				

Annual Accomplishments

No data returned for this view. This might be because the applied filter excludes all data.



U.S. Department of Housing and Urban Development
Office of Community Planning and Development
Integrated Disbursement and Information System
CDBG Activity Summary Report (GPR) for Program Year 2016
FLINT

Date: 13-Nov-2017
Time: 14:22
Page: 130

PGM Year: 2016
Project: 0003 - CDBG Activity Delivery, 16-17
IDIS Activity: 2593 - FHUD17 Activity Delivery

Status: Open
Location: Address Suppressed

Objective: Create suitable living environments
Outcome: Sustainability
Matrix Code: Homeownership Assistance (not direct) (05R)

National Objective: LMH

Initial Funding Date: 11/22/2016

Description:

Activity delivery used to implement

Financing

	Fund Type	Grant Year	Grant	Funded Amount	Drawn In Program Year	Drawn Thru Program Year
CDBG	EN	2016	B16MC260018	\$105,151.00	\$0.00	\$0.00
Total	Total			\$105,151.00	\$0.00	\$0.00


Proposed Accomplishments

Households (General) : 2

Actual Accomplishments

Number assisted:

	Owner		Renter		Total		Person	
	Total	Hispanic	Total	Hispanic	Total	Hispanic	Total	Hispanic
White:	0	0	0	0	0	0		0
Black/African American:	0	0	0	0	0	0	0	0
Asian:	0	0	0	0	0	0	0	0
American Indian/Alaskan Native:	0	0	0	0	0	0	0	0
Native Hawaiian/Other Pacific Islander:	0	0	0	0	0	0	0	0
American Indian/Alaskan Native & White:	0	0	0	0	0	0	0	0
Asian White:	0	0	0	0	0	0	0	0
Black/African American & White:	0	0	0	0	0	0	0	0
American Indian/Alaskan Native & Black/African American:	0	0	0	0	0	0	0	0
Other multi-racial:	0	0	0	0	0	0	0	0
Asian/Pacific Islander:	0	0	0	0	0	0	0	0
Hispanic:	0	0	0	0	0	0	0	0
Total:	0	0	0	0	0	0	0	0
Female-headed Households:	0		0		0			



U.S. Department of Housing and Urban Development
Office of Community Planning and Development
Integrated Disbursement and Information System
CDBG Activity Summary Report (GPR) for Program Year 2016
FLINT

Date: 13-Nov-2017

Time: 14:22

Page: 131

Income Category:

	Owner	Renter	Total	Person
Extremely Low	0	0	0	0
Low Mod	0	0	0	0
Moderate	0	0	0	0
Non Low Moderate	0	0	0	0
Total	0	0	0	0
Percent Low/Mod				

Annual Accomplishments

No data returned for this view. This might be because the applied filter excludes all data.



U.S. Department of Housing and Urban Development
Office of Community Planning and Development
Integrated Disbursement and Information System
CDBG Activity Summary Report (GPR) for Program Year 2016
FLINT

Date: 13-Nov-2017
Time: 14:22
Page: 132

PGM Year: 2016
Project: 0004 - Public Services, FHUD17
IDIS Activity: 2594 - Big Brothers Big Sisters, 16-075

Status: Open
Location: Address Suppressed

Objective: Create suitable living environments
Outcome: Availability/accessibility
Matrix Code: Youth Services (05D)

National Objective: LMC

Initial Funding Date: 11/22/2016

Description:

The Community Based Mentoring program will identify and provide one-to-one mentoring services 50 low to moderate income youths ages 7-14

Financing

	Fund Type	Grant Year	Grant	Funded Amount	Drawn In Program Year	Drawn Thru Program Year
CDBG	EN	2016	B16MC260018	\$60,000.00	\$57,962.18	\$57,962.18
Total	Total			\$60,000.00	\$57,962.18	\$57,962.18


Proposed Accomplishments

People (General) : 50

Actual Accomplishments

Number assisted:

	Owner		Renter		Total		Person	
	Total	Hispanic	Total	Hispanic	Total	Hispanic	Total	Hispanic
White:	0	0	0	0	0	0	15	0
Black/African American:	0	0	0	0	0	0	55	3
Asian:	0	0	0	0	0	0	0	0
American Indian/Alaskan Native:	0	0	0	0	0	0	0	0
Native Hawaiian/Other Pacific Islander:	0	0	0	0	0	0	0	0
American Indian/Alaskan Native & White:	0	0	0	0	0	0	0	0
Asian White:	0	0	0	0	0	0	0	0
Black/African American & White:	0	0	0	0	0	0	0	0
American Indian/Alaskan Native & Black/African American:	0	0	0	0	0	0	0	0
Other multi-racial:	0	0	0	0	0	0	2	0
Asian/Pacific Islander:	0	0	0	0	0	0	0	0
Hispanic:	0	0	0	0	0	0	0	0
Total:	0	0	0	0	0	0	72	3
Female-headed Households:	0		0		0			



U.S. Department of Housing and Urban Development
Office of Community Planning and Development
Integrated Disbursement and Information System
CDBG Activity Summary Report (GPR) for Program Year 2016
FLINT

Date: 13-Nov-2017

Time: 14:22

Page: 133

Income Category:

	Owner	Renter	Total	Person
Extremely Low	0	0	0	31
Low Mod	0	0	0	32
Moderate	0	0	0	9
Non Low Moderate	0	0	0	0
Total	0	0	0	72
Percent Low/Mod				100.0%

Annual Accomplishments

Years	Accomplishment Narrative	# Benefitting
2016	Big Brothers Big Sisters, My Brothers Keeper Task Force, the City of Flint and community partners has expanded and continued to provide services to assist boys of color overcome systemic, societal, and academic barriers to success. The program has provided much-needed mentoring, case management and civic engagement activities.	



U.S. Department of Housing and Urban Development
Office of Community Planning and Development
Integrated Disbursement and Information System
CDBG Activity Summary Report (GPR) for Program Year 2016
FLINT

Date: 13-Nov-2017
Time: 14:22
Page: 134

PGM Year: 2016
Project: 0004 - Public Services, FHUD17
IDIS Activity: 2595 - Boys & Girls Club, 16-076

Status: Open
Location: Address Suppressed

Objective: Create suitable living environments
Outcome: Availability/accessibility
Matrix Code: Youth Services (05D)

National Objective: LMC

Initial Funding Date: 11/22/2016

Description:

The Youth Recreation Initiative addresses crime prevention, childcare, health and recreational needs of children. The program will provide recreational opportunities to more than four hundred (400) low to moderate-income youth ages 7-17 residing in the City of Flint. The program will feature after school homework assistance, after school feeding program, after school sports, recreation, social recreation, enrichment fieldtrips and summer program services

Financing

	Fund Type	Grant Year	Grant	Funded Amount	Drawn In Program Year	Drawn Thru Program Year
CDBG	EN	2016	B16MC260018	\$20,000.00	\$19,981.06	\$19,981.06
Total	Total			\$20,000.00	\$19,981.06	\$19,981.06

Proposed Accomplishments

People (General) : 400

Actual Accomplishments

Number assisted:

	Owner		Renter		Total		Person	
	Total	Hispanic	Total	Hispanic	Total	Hispanic	Total	Hispanic
White:	0	0	0	0	0	0	56	0
Black/African American:	0	0	0	0	0	0	657	0
Asian:	0	0	0	0	0	0	0	0
American Indian/Alaskan Native:	0	0	0	0	0	0	1	0
Native Hawaiian/Other Pacific Islander:	0	0	0	0	0	0	0	0
American Indian/Alaskan Native & White:	0	0	0	0	0	0	0	0
Asian White:	0	0	0	0	0	0	17	17
Black/African American & White:	0	0	0	0	0	0	0	0
American Indian/Alaskan Native & Black/African American:	0	0	0	0	0	0	0	0
Other multi-racial:	0	0	0	0	0	0	84	0
Asian/Pacific Islander:	0	0	0	0	0	0	0	0
Hispanic:	0	0	0	0	0	0	0	0
Total:	0	0	0	0	0	0	815	17



U.S. Department of Housing and Urban Development
Office of Community Planning and Development
Integrated Disbursement and Information System
CDBG Activity Summary Report (GPR) for Program Year 2016
FLINT

Date: 13-Nov-2017
Time: 14:22
Page: 135


Female-headed Households: 0 0 0

Income Category:

	Owner	Renter	Total	Person
Extremely Low	0	0	0	435
Low Mod	0	0	0	105
Moderate	0	0	0	275
Non Low Moderate	0	0	0	0
Total	0	0	0	815
Percent Low/Mod				100.0%

Annual Accomplishments

Years	Accomplishment Narrative	# Benefitting
2016	The Boys and Girls Club of Greater Flint has provided after-school and summer activities for youth at the Haskell Community Center. This program has offered youth a safe, fun and positive place to be during non-school hours. The program has provided a comprehensive network of advocacy, mentoring and case management.	



U.S. Department of Housing and Urban Development
Office of Community Planning and Development
Integrated Disbursement and Information System
CDBG Activity Summary Report (GPR) for Program Year 2016
FLINT

Date: 13-Nov-2017
Time: 14:22
Page: 136

PGM Year: 2016
Project: 0004 - Public Services, FHUD17
IDIS Activity: 2596 - United Way, Youth Rec 16-077

Status: Open
Location: Address Suppressed

Objective: Create suitable living environments
Outcome: Availability/accessibility
Matrix Code: Youth Services (05D)

National Objective: LMC

Initial Funding Date: 11/22/2016

Description:

Funds will be provided to the United Way to implement a recreation program for youth in various areas of the City of Flint.
Funds will pay for staff support to coordinate the program activities.
Neighborhood organizations will be provided mini grants (up to \$5000) to provide localized youth recreation activities in their neighborhood.
The United Way will implement all of the project delivery related activities on behalf of the small neighborhood groups.
Approximately 500 youth are expected to participate.

Financing

	Fund Type	Grant Year	Grant	Funded Amount	Drawn In Program Year	Drawn Thru Program Year
CDBG	EN	2016	B16MC260018	\$80,000.00	\$61,985.79	\$61,985.79
Total	Total			\$80,000.00	\$61,985.79	\$61,985.79


Proposed Accomplishments

People (General) : 500

Actual Accomplishments

Number assisted:

	Owner		Renter		Total		Person	
	Total	Hispanic	Total	Hispanic	Total	Hispanic	Total	Hispanic
White:	0	0	0	0	0	0	55	31
Black/African American:	0	0	0	0	0	0	323	0
Asian:	0	0	0	0	0	0	0	0
American Indian/Alaskan Native:	0	0	0	0	0	0	0	0
Native Hawaiian/Other Pacific Islander:	0	0	0	0	0	0	0	0
American Indian/Alaskan Native & White:	0	0	0	0	0	0	0	0
Asian White:	0	0	0	0	0	0	0	0
Black/African American & White:	0	0	0	0	0	0	0	0
American Indian/Alaskan Native & Black/African American:	0	0	0	0	0	0	0	0
Other multi-racial:	0	0	0	0	0	0	36	0
Asian/Pacific Islander:	0	0	0	0	0	0	0	0
Hispanic:	0	0	0	0	0	0	0	0



U.S. Department of Housing and Urban Development
Office of Community Planning and Development
Integrated Disbursement and Information System
CDBG Activity Summary Report (GPR) for Program Year 2016
FLINT

Date: 13-Nov-2017

Time: 14:22

Page: 137

Total:	0	0	0	0	0	0	414	31
---------------	----------	----------	----------	----------	----------	----------	------------	-----------

Female-headed Households:	0		0		0			
---------------------------	---	--	---	--	---	--	--	--

Income Category:

	Owner	Renter	Total	Person
Extremely Low	0	0	0	368
Low Mod	0	0	0	0
Moderate	0	0	0	46
Non Low Moderate	0	0	0	0
Total	0	0	0	414
Percent Low/Mod				100.0%

Annual Accomplishments

Years	Accomplishment Narrative	# Benefitting
2016	United Way has assisted in providing youth activity programs. Three (3) additional youth groups (2nd Chance, Berston Boxing Club and New Directions) have received funding. Five (5) of the six (6) pilot programs have received funding. Currently, the sub recipient (United Way) is in the process of soliciting additional youth programs to fund.	



U.S. Department of Housing and Urban Development
Office of Community Planning and Development
Integrated Disbursement and Information System
CDBG Activity Summary Report (GPR) for Program Year 2016
FLINT

Date: 13-Nov-2017

Time: 14:22

Page: 138

PGM Year: 2016
Project: 0004 - Public Services, FHUD17
IDIS Activity: 2597 - Flint P.A.L, 16-078

Status: Open
Location: Address Suppressed

Objective: Create suitable living environments

Outcome: Availability/accessibility

Matrix Code: Youth Services (05D)

National Objective: LMC

Initial Funding Date: 11/22/2016

Description:

CDBG funds will be provided to the Flint Police Department through their Police Activities League for recreational activities to be provided at the Haskell Recreation Center

Financing

	Fund Type	Grant Year	Grant	Funded Amount	Drawn In Program Year	Drawn Thru Program Year
CDBG	EN	2016	B16MC260018	\$58,000.00	\$8,933.34	\$8,933.34
Total	Total			\$58,000.00	\$8,933.34	\$8,933.34


Proposed Accomplishments

People (General) : 1,000

Actual Accomplishments

Number assisted:

	Owner		Renter		Total		Person	
	Total	Hispanic	Total	Hispanic	Total	Hispanic	Total	Hispanic
White:	0	0	0	0	0	0	2	0
Black/African American:	0	0	0	0	0	0	168	0
Asian:	0	0	0	0	0	0	0	0
American Indian/Alaskan Native:	0	0	0	0	0	0	0	0
Native Hawaiian/Other Pacific Islander:	0	0	0	0	0	0	0	0
American Indian/Alaskan Native & White:	0	0	0	0	0	0	0	0
Asian White:	0	0	0	0	0	0	0	0
Black/African American & White:	0	0	0	0	0	0	0	0
American Indian/Alaskan Native & Black/African American:	0	0	0	0	0	0	0	0
Other multi-racial:	0	0	0	0	0	0	0	0
Asian/Pacific Islander:	0	0	0	0	0	0	0	0
Hispanic:	0	0	0	0	0	0	0	0
Total:	0	0	0	0	0	0	170	0
Female-headed Households:	0		0		0			



U.S. Department of Housing and Urban Development
Office of Community Planning and Development
Integrated Disbursement and Information System
CDBG Activity Summary Report (GPR) for Program Year 2016
FLINT

Date: 13-Nov-2017

Time: 14:22

Page: 139

Income Category:

	Owner	Renter	Total	Person
Extremely Low	0	0	0	42
Low Mod	0	0	0	90
Moderate	0	0	0	38
Non Low Moderate	0	0	0	0
Total	0	0	0	170
Percent Low/Mod				100.0%

Annual Accomplishments

Years	Accomplishment Narrative	# Benefitting
2016	Flint Police Activities League (P.A.L.) is a youth-based organization which provided structured programming during the year. P.A.L.S after school program offered homework help, tutoring, mentoring, athletics and a meal. The summer day camp offered field trips, cultural classes, arts and crafts, and athletics with three meals a day. Data reported as of last payment request received (September 2017) per D. Thompson- Grant Coordinator	



U.S. Department of Housing and Urban Development
Office of Community Planning and Development
Integrated Disbursement and Information System
CDBG Activity Summary Report (GPR) for Program Year 2016
FLINT

Date: 13-Nov-2017
Time: 14:22
Page: 140

PGM Year: 2016
Project: 0004 - Public Services, FHUD17
IDIS Activity: 2598 - Mott Comm College, Adult Lit 16-079

Status: Open
Location: Address Suppressed

Objective: Create suitable living environments
Outcome: Availability/accessibility
Matrix Code: Public Services (General) (05)

National Objective: LMC

Initial Funding Date: 11/22/2016

Description:

Mott Community College will utilize CDBG funding to connect educations programs and systems with one another to ensure efficient and effective transitions from basic skills education to postsecondary education and training with the ultimate goal of decreasing the percentage of Flint area residents with low basic skills from 51% to 25% over the next several years. Approximately 500 individuals will develop strong basic skills

Financing

	Fund Type	Grant Year	Grant	Funded Amount	Drawn In Program Year	Drawn Thru Program Year
CDBG	EN	2016	B16MC260018	\$100,000.00	\$0.00	\$0.00
Total	Total			\$100,000.00	\$0.00	\$0.00

Proposed Accomplishments

People (General) : 500

Actual Accomplishments

Number assisted:

	Owner		Renter		Total		Person	
	Total	Hispanic	Total	Hispanic	Total	Hispanic	Total	Hispanic
White:	0	0	0	0	0	0	35	0
Black/African American:	0	0	0	0	0	0	217	0
Asian:	0	0	0	0	0	0	0	0
American Indian/Alaskan Native:	0	0	0	0	0	0	0	0
Native Hawaiian/Other Pacific Islander:	0	0	0	0	0	0	0	0
American Indian/Alaskan Native & White:	0	0	0	0	0	0	0	0
Asian White:	0	0	0	0	0	0	0	0
Black/African American & White:	0	0	0	0	0	0	18	0
American Indian/Alaskan Native & Black/African American:	0	0	0	0	0	0	0	0
Other multi-racial:	0	0	0	0	0	0	0	0
Asian/Pacific Islander:	0	0	0	0	0	0	0	0
Hispanic:	0	0	0	0	0	0	0	0
Total:	0	0	0	0	0	0	270	0



U.S. Department of Housing and Urban Development
Office of Community Planning and Development
Integrated Disbursement and Information System
CDBG Activity Summary Report (GPR) for Program Year 2016
FLINT

Date: 13-Nov-2017

Time: 14:22

Page: 141

Female-headed Households:

0

0

0

Income Category:

	Owner	Renter	Total	Person
Extremely Low	0	0	0	270
Low Mod	0	0	0	0
Moderate	0	0	0	0
Non Low Moderate	0	0	0	0
Total	0	0	0	270
Percent Low/Mod				100.0%

Annual Accomplishments

Years	Accomplishment Narrative	# Benefitting
2016	The Literacy and Basic Skills Network has provided family literacy and youth tutoring, coaching and mentoring, as defined by the community priorities from the networks planning process.	



U.S. Department of Housing and Urban Development
Office of Community Planning and Development
Integrated Disbursement and Information System
CDBG Activity Summary Report (GPR) for Program Year 2016
FLINT

Date: 13-Nov-2017
Time: 14:22
Page: 142

PGM Year: 2016
Project: 0004 - Public Services, FHUD17
IDIS Activity: 2599 - Southside Choice Neighborhood Safety 16-068

Status: Open
Location: Address Suppressed

Objective: Create suitable living environments
Outcome: Sustainability
Matrix Code: Crime Awareness (05I)

National Objective: LMA

Initial Funding Date: 11/22/2016

Description:

The City of Flint's Police Department will create neighborhood partnerships between residents and business owners in the South Flint area to engage in residential problem solving exercises to proactively address immediate conditions that give rise to public safety issues.

The goal of the program is to provide a community police officer to work with residents to address safety concerns for the youth, parents and elderly.

Financing

	Fund Type	Grant Year	Grant	Funded Amount	Drawn In Program Year	Drawn Thru Program Year
CDBG	EN	2016	B16MC260018	\$100,000.00	\$11,854.22	\$11,854.22
Total	Total			\$100,000.00	\$11,854.22	\$11,854.22

Proposed Accomplishments

People (General) : 5,000

Total Population in Service Area: 2,570

Census Tract Percent Low / Mod: 90.66

Annual Accomplishments

Years	Accomplishment Narrative	# Benefitting
2016	<p>During the 16/17 program year, a COF police officer was strategically located within the Southside Choice Neighborhood area, and worked to assist the community in the following ways: engaged the community and facilitated youth involvement in a variety of programs including the Flint PAL program and other local initiatives, engaged community members to increase involvement with the neighborhood crime watch program, crime stoppers, blue badge, etc., and worked with other law enforcement personnel to identify and reduce criminal activity.</p> <p>In the next program year, the Citys plan is to broaden the service area of the program to include neighboring low/moderate income areas in order to reach more at-risk youth and to connect more residents with available community resources.</p>	



U.S. Department of Housing and Urban Development
Office of Community Planning and Development
Integrated Disbursement and Information System
CDBG Activity Summary Report (GPR) for Program Year 2016
FLINT

Date: 13-Nov-2017
Time: 14:22
Page: 143

PGM Year: 2016
Project: 0004 - Public Services, FHUD17
IDIS Activity: 2600 - LSEM, Fair Housing Center 16-069

Status: Open
Location: Address Suppressed

Objective: Create suitable living environments
Outcome: Availability/accessibility
Matrix Code: Fair Housing Activities (if CDBG, then subject to 15% cap) (05J)

National Objective: LMC

Initial Funding Date: 11/22/2016

Description:

Financing

	Fund Type	Grant Year	Grant	Funded Amount	Drawn In Program Year	Drawn Thru Program Year
CDBG	EN	2016	B16MC260018	\$24,000.00	\$9,516.41	\$9,516.41
Total	Total			\$24,000.00	\$9,516.41	\$9,516.41


Proposed Accomplishments

People (General) : 100

Actual Accomplishments

Number assisted:

	Owner		Renter		Total		Person	
	Total	Hispanic	Total	Hispanic	Total	Hispanic	Total	Hispanic
White:	0	0	0	0	0	0	147	7
Black/African American:	0	0	0	0	0	0	256	0
Asian:	0	0	0	0	0	0	0	0
American Indian/Alaskan Native:	0	0	0	0	0	0	0	0
Native Hawaiian/Other Pacific Islander:	0	0	0	0	0	0	0	0
American Indian/Alaskan Native & White:	0	0	0	0	0	0	0	0
Asian White:	0	0	0	0	0	0	0	0
Black/African American & White:	0	0	0	0	0	0	1	0
American Indian/Alaskan Native & Black/African American:	0	0	0	0	0	0	0	0
Other multi-racial:	0	0	0	0	0	0	12	0
Asian/Pacific Islander:	0	0	0	0	0	0	0	0
Hispanic:	0	0	0	0	0	0	0	0
Total:	0	0	0	0	0	0	416	7
Female-headed Households:	0		0		0			



U.S. Department of Housing and Urban Development
Office of Community Planning and Development
Integrated Disbursement and Information System
CDBG Activity Summary Report (GPR) for Program Year 2016
FLINT

Date: 13-Nov-2017

Time: 14:22

Page: 144

Income Category:

	Owner	Renter	Total	Person
Extremely Low	0	0	0	360
Low Mod	0	0	0	50
Moderate	0	0	0	6
Non Low Moderate	0	0	0	0
Total	0	0	0	416
Percent Low/Mod				100.0%

Annual Accomplishments

Years	Accomplishment Narrative	# Benefitting
2016	During the program year 16/17, Legal Services of Eastern Michigan, through the Fair Housing Center, provided services for hundreds of low/mod individuals. LSEM screened 416 household members for fair housing issues, assigned 14 tests, conducted four educational seminars on fair housing laws with a total of 88 people in attendance, and conducted tester trainings for six new individuals.	



U.S. Department of Housing and Urban Development
Office of Community Planning and Development
Integrated Disbursement and Information System
CDBG Activity Summary Report (GPR) for Program Year 2016
FLINT

Date: 13-Nov-2017
Time: 14:22
Page: 145

PGM Year: 2016
Project: 0004 - Public Services, FHUD17
IDIS Activity: 2601 - Ennis Center - Mental Health Svcs 16-081

Status: Open
Location: Address Suppressed

Objective: Create suitable living environments
Outcome: Availability/accessibility
Matrix Code: Mental Health Services (05O)

National Objective: LMC

Initial Funding Date: 11/22/2016

Description:

The Ennis Center for Children in cooperation with local churches will provide 29 hours of mental health therapy on a weekly basis. The program seeks to serve a currently underserved population by creating a safe and easily accessible environment for which to seek mental health support. Approximately 60 individuals will be assisted.

Financing

	Fund Type	Grant Year	Grant	Funded Amount	Drawn In Program Year	Drawn Thru Program Year
CDBG	EN	2016	B16MC260018	\$50,000.00	\$0.00	\$0.00
Total	Total			\$50,000.00	\$0.00	\$0.00

Proposed Accomplishments

People (General) : 60

Actual Accomplishments

Number assisted:

	Owner		Renter		Total		Person	
	Total	Hispanic	Total	Hispanic	Total	Hispanic	Total	Hispanic
White:	0	0	0	0	0	0	1	0
Black/African American:	0	0	0	0	0	0	2	0
Asian:	0	0	0	0	0	0	0	0
American Indian/Alaskan Native:	0	0	0	0	0	0	3	3
Native Hawaiian/Other Pacific Islander:	0	0	0	0	0	0	0	0
American Indian/Alaskan Native & White:	0	0	0	0	0	0	0	0
Asian White:	0	0	0	0	0	0	0	0
Black/African American & White:	0	0	0	0	0	0	0	0
American Indian/Alaskan Native & Black/African American:	0	0	0	0	0	0	0	0
Other multi-racial:	0	0	0	0	0	0	0	0
Asian/Pacific Islander:	0	0	0	0	0	0	0	0
Hispanic:	0	0	0	0	0	0	0	0
Total:	0	0	0	0	0	0	6	3



U.S. Department of Housing and Urban Development
Office of Community Planning and Development
Integrated Disbursement and Information System
CDBG Activity Summary Report (GPR) for Program Year 2016
FLINT

Date: 13-Nov-2017
Time: 14:22
Page: 146

Female-headed Households: 0 0 0

Income Category:

	Owner	Renter	Total	Person
Extremely Low	0	0	0	2
Low Mod	0	0	0	2
Moderate	0	0	0	2
Non Low Moderate	0	0	0	0
Total	0	0	0	6
Percent Low/Mod				100.0%

Annual Accomplishments

Years	Accomplishment Narrative	# Benefitting
2016	<p>Ennis Center for Children (ECC) has partnered with the Concerned Pastors of Flint, Michigan to address the mental health needs of their congregations and the communities within the City of Flint. The African-American community experiences mental health conditions at comparable rate to the general public, but for reasons including ease of access within their own communities, receives significantly less treatment. ECC, in corporation with five Flint area African-American churches have committed to provide a minimum of twenty-nine (29) hours of therapy at the churches on a weekly basis.</p> <p>Per CD Grant Coordinator, Ennis Center just recently completed program design and will begin implementing programming (10/17/17) Data reported was reported to Kevin Miller as of August 2017 Payment Request</p>	



U.S. Department of Housing and Urban Development
Office of Community Planning and Development
Integrated Disbursement and Information System
CDBG Activity Summary Report (GPR) for Program Year 2016
FLINT

Date: 13-Nov-2017
Time: 14:22
Page: 147

PGM Year: 2016
Project: 0005 - Housing Service, 16-17
IDIS Activity: 2602 - GCCARD CWE, 16-082

Status: Open
Location: Address Suppressed

Objective: Provide decent affordable housing
Outcome: Availability/accessibility
Matrix Code: Rehab; Single-Unit Residential (14A) **National Objective:** LMH

Initial Funding Date: 11/22/2016

Description:

The City of Flint is funding Genesee Community Action Resource Department to to provide emergency repair assistance citywide to Flint's low to mod income families at an average cost of about \$10,000 each.

Approximately 23 families will be assisted.

The goal of this program is to assist in alleviating serious and immediate threats to the welfare of the homeowner and community and to provide assistance to homeowners for emergency repairs on a citywide basis

Financing

	Fund Type	Grant Year	Grant	Funded Amount	Drawn In Program Year	Drawn Thru Program Year
CDBG	EN	2016	B16MC260018	\$260,000.00	\$0.00	\$0.00
Total	Total			\$260,000.00	\$0.00	\$0.00

Proposed Accomplishments

Housing Units : 17

Actual Accomplishments

Number assisted:

	Owner		Renter		Total		Person	
	Total	Hispanic	Total	Hispanic	Total	Hispanic	Total	Hispanic
White:	2	0	0	0	2	0	0	0
Black/African American:	3	0	0	0	3	0	0	0
Asian:	0	0	0	0	0	0	0	0
American Indian/Alaskan Native:	0	0	0	0	0	0	0	0
Native Hawaiian/Other Pacific Islander:	0	0	0	0	0	0	0	0
American Indian/Alaskan Native & White:	0	0	0	0	0	0	0	0
Asian White:	0	0	0	0	0	0	0	0
Black/African American & White:	0	0	0	0	0	0	0	0
American Indian/Alaskan Native & Black/African American:	0	0	0	0	0	0	0	0
Other multi-racial:	0	0	0	0	0	0	0	0
Asian/Pacific Islander:	0	0	0	0	0	0	0	0
Hispanic:	0	0	0	0	0	0	0	0



U.S. Department of Housing and Urban Development
Office of Community Planning and Development
Integrated Disbursement and Information System
CDBG Activity Summary Report (GPR) for Program Year 2016
FLINT

Date: 13-Nov-2017
Time: 14:22
Page: 148

Total: 5 0 0 0 5 0 0 0

Female-headed Households: 0 0 0

Income Category:

	Owner	Renter	Total	Person
Extremely Low	1	0	1	0
Low Mod	1	0	1	0
Moderate	3	0	3	0
Non Low Moderate	0	0	0	0
Total	5	0	5	0
Percent Low/Mod	100.0%		100.0%	

Annual Accomplishments

Years	Accomplishment Narrative	# Benefitting
2016	<p>GCCARD performed intake and spec-writing for the City of Flint Emergency Repair (CWE) program. They also managed subcontractors that performed the repairs to one or more of the following areas: roofing, electrical, plumbing and HVAC. They also performed lead testing and risk assessment through a third party agency that certified to perform those types of tests.</p> <p>Per agency, all households verified at 80% AMI or lower but did not report the extremely low, low, moderate levels. E-mails to support added to the contract 15-055 file. Per K. Miller, all homes built after 1978 for lead reporting.</p> <p>Data reported is through Sept. 2107 per Kevin Miller, CD Grant Coordinator.</p>	



U.S. Department of Housing and Urban Development
Office of Community Planning and Development
Integrated Disbursement and Information System
CDBG Activity Summary Report (GPR) for Program Year 2016
FLINT

Date: 13-Nov-2017
Time: 14:22
Page: 149

PGM Year: 2016
Project: 0005 - Housing Service, 16-17
IDIS Activity: 2603 - Habitat for Humanity, OOR, (16-083) FHUD17

Status: Open
Location: Address Suppressed

Objective: Provide decent affordable housing
Outcome: Availability/accessibility
Matrix Code: Rehab; Single-Unit Residential (14A) **National Objective:** LMH

Initial Funding Date: 11/22/2016

Description:

Habitat for Humanity will conduct owner occupied rehabilitation in tipping point neighborhoods.
Approximately 9 households will be assisted.

Financing

	Fund Type	Grant Year	Grant	Funded Amount	Drawn In Program Year	Drawn Thru Program Year
CDBG	EN	2016	B16MC260018	\$200,000.00	\$68,552.27	\$68,552.27
Total	Total			\$200,000.00	\$68,552.27	\$68,552.27

Proposed Accomplishments

Housing Units : 9

Actual Accomplishments

Number assisted:

	Owner		Renter		Total		Person	
	Total	Hispanic	Total	Hispanic	Total	Hispanic	Total	Hispanic
White:	1	0	0	0	1	0	0	0
Black/African American:	12	0	0	0	12	0	0	0
Asian:	0	0	0	0	0	0	0	0
American Indian/Alaskan Native:	0	0	0	0	0	0	0	0
Native Hawaiian/Other Pacific Islander:	0	0	0	0	0	0	0	0
American Indian/Alaskan Native & White:	0	0	0	0	0	0	0	0
Asian White:	0	0	0	0	0	0	0	0
Black/African American & White:	0	0	0	0	0	0	0	0
American Indian/Alaskan Native & Black/African American:	0	0	0	0	0	0	0	0
Other multi-racial:	0	0	0	0	0	0	0	0
Asian/Pacific Islander:	0	0	0	0	0	0	0	0
Hispanic:	0	0	0	0	0	0	0	0
Total:	13	0	0	0	13	0	0	0
Female-headed Households:	11		0		11			



U.S. Department of Housing and Urban Development
Office of Community Planning and Development
Integrated Disbursement and Information System
CDBG Activity Summary Report (GPR) for Program Year 2016
FLINT

Date: 13-Nov-2017
Time: 14:22
Page: 150

Income Category:

	Owner	Renter	Total	Person
Extremely Low	5	0	5	0
Low Mod	8	0	8	0
Moderate	0	0	0	0
Non Low Moderate	0	0	0	0
Total	13	0	13	0
Percent Low/Mod	100.0%		100.0%	

Annual Accomplishments

Years	Accomplishment Narrative	# Benefitting
2016	Habitat conducted marketing and outreach strategies in the Civic Park, Mott Park, Ballenger Highway, New Community/ Ballenger Square, Metawanene Hills, and Fairfield Village neighborhoods to get eligible home owners seeking to get rehabilitation work performed on their properties. Habitat would perform the intake on home owners seeking assistance and for those that were eligible, Habitat would draft specs of all necessary repairs needed to bring the home up to code according to the City of Flint Building and Safety Inspections department. Also, they oversaw bidding the construction work out to qualified contractor to perform necessary repairs according to the specifications written for each property.	



U.S. Department of Housing and Urban Development
Office of Community Planning and Development
Integrated Disbursement and Information System
CDBG Activity Summary Report (GPR) for Program Year 2016
FLINT

Date: 13-Nov-2017
Time: 14:22
Page: 151

PGM Year: 2016
Project: 0005 - Housing Service, 16-17
IDIS Activity: 2604 - The Disability Network (16-084) FHUD17CDBG

Status: Open
Location: Address Suppressed

Objective: Provide decent affordable housing
Outcome: Availability/accessibility
Matrix Code: Rehab; Single-Unit Residential (14A) **National Objective:** LMH

Initial Funding Date: 11/22/2016

Description:

CDBG funds will be used to provide accessible ramps and interior modifications to people with disabilities in the City of Flint

Financing

	Fund Type	Grant Year	Grant	Funded Amount	Drawn In Program Year	Drawn Thru Program Year
CDBG	EN	2016	B16MC260018	\$15,000.00	\$1,439.53	\$1,439.53
Total	Total			\$15,000.00	\$1,439.53	\$1,439.53

Proposed Accomplishments

Housing Units : 3

Actual Accomplishments

Number assisted:

	Owner		Renter		Total		Person	
	Total	Hispanic	Total	Hispanic	Total	Hispanic	Total	Hispanic
White:	0	0	0	0	0	0		0
Black/African American:	1	0	0	0	1	0	0	0
Asian:	0	0	0	0	0	0	0	0
American Indian/Alaskan Native:	0	0	0	0	0	0	0	0
Native Hawaiian/Other Pacific Islander:	0	0	0	0	0	0	0	0
American Indian/Alaskan Native & White:	0	0	0	0	0	0	0	0
Asian White:	0	0	0	0	0	0	0	0
Black/African American & White:	0	0	0	0	0	0	0	0
American Indian/Alaskan Native & Black/African American:	0	0	0	0	0	0	0	0
Other multi-racial:	0	0	0	0	0	0	0	0
Asian/Pacific Islander:	0	0	0	0	0	0	0	0
Hispanic:	0	0	0	0	0	0	0	0
Total:	1	0	0	0	1	0	0	0
Female-headed Households:	1		0		1			



U.S. Department of Housing and Urban Development
Office of Community Planning and Development
Integrated Disbursement and Information System
CDBG Activity Summary Report (GPR) for Program Year 2016
FLINT

Date: 13-Nov-2017

Time: 14:22

Page: 152

Income Category:

	Owner	Renter	Total	Person
Extremely Low	1	0	1	0
Low Mod	0	0	0	0
Moderate	0	0	0	0
Non Low Moderate	0	0	0	0
Total	1	0	1	0
Percent Low/Mod	100.0%		100.0%	

Annual Accomplishments

Years	Accomplishment Narrative	# Benefitting
2016	TDN has built ramps and accessibility features for individuals with disabilities that live within the City of Flint. These features help keep individuals out of nursing facilities, increase their independence and improves the quality of life of persons with disabilities and their families. The ramps are built according to the ADA Standards and the City of Flint building codes.	



U.S. Department of Housing and Urban Development
Office of Community Planning and Development
Integrated Disbursement and Information System
CDBG Activity Summary Report (GPR) for Program Year 2016
FLINT

Date: 13-Nov-2017
Time: 14:22
Page: 153

PGM Year: 2016
Project: 0006 - Facility Improvements, 16-17
IDIS Activity: 2605 - Parks Facilities Improvements, (16-067)

Status: Open
Location: Address Suppressed

Objective: Create suitable living environments
Outcome: Sustainability
Matrix Code: Parks, Recreational Facilities (03F)

National Objective: LMA

Initial Funding Date: 11/22/2016

Description:

The City intends to conduct an assessment and implement a plan to reduce utility costs through energy (utility) efficiency upgrades. Cutting down on carbon footprint and making buildings more sustainable is a key strategy in the master plan.

The primary focus is on Berston and Haskell Community centers as these centers are the highest cost and most inefficient community centers. 16-17 Action Plan Resol 160376.1 adopted 9416 and EMA1312015 authorized 35K for parks facility improvements.

Combined in 70K contract 16-067

Financing

	Fund Type	Grant Year	Grant	Funded Amount	Drawn In Program Year	Drawn Thru Program Year
CDBG	EN	Pre-2015		\$35,000.00	\$0.00	\$0.00
		2016	B16MC260018	\$35,000.00	\$0.00	\$0.00
Total	Total			\$70,000.00	\$0.00	\$0.00

Proposed Accomplishments


Public Facilities : 2

Total Population in Service Area: 105,355

Census Tract Percent Low / Mod: 62.19

Annual Accomplishments

Years	Accomplishment Narrative	# Benefitting
2016	Contract was set up but no specific activities were identified. Work will be completed and benefit data reported within the 17/18 program year.	



U.S. Department of Housing and Urban Development
Office of Community Planning and Development
Integrated Disbursement and Information System
CDBG Activity Summary Report (GPR) for Program Year 2016
FLINT

Date: 13-Nov-2017
Time: 14:22
Page: 154

PGM Year: 2016
Project: 0007 - Blight Elimination FHUD17
IDIS Activity: 2606 - GCLB, Res/Comm Demolition (16-062)

Status: Open
Location: Address Suppressed

Objective: Create suitable living environments
Outcome: Sustainability
Matrix Code: Clearance and Demolition (04)

National Objective: LMA

Initial Funding Date: 11/22/2016

Description:

The Demolition Program benefits the community by improving sustainability of neighborhoods for low to moderate income persons living in the City of Flint. The community wide program will demolish approximately 15 residential structures and 5 commercial structures that are at risk to the health and safety of the City of Flint residents. This program will complement other funding from State of Michigan, and the Genesee County Land Bank

Financing

	Fund Type	Grant Year	Grant	Funded Amount	Drawn In Program Year	Drawn Thru Program Year
CDBG	EN	2016	B16MC260018	\$684,213.00	\$133,523.39	\$133,523.39
Total	Total			\$684,213.00	\$133,523.39	\$133,523.39

Proposed Accomplishments

Housing Units : 5
Total Population in Service Area: 105,355
Census Tract Percent Low / Mod: 62.19

Annual Accomplishments

Years	Accomplishment Narrative	# Benefitting
2016	During program year 16/17, the Genesee County Land Bank oversaw the completion of phase two demolition of the former Glen Acres apartment complex (benefit data reported on activity 2566). This contract will provide funding for the demolition multiple residential properties, and activity/benefit data reporting will occur in program year 17/18.	



U.S. Department of Housing and Urban Development
Office of Community Planning and Development
Integrated Disbursement and Information System
CDBG Activity Summary Report (GPR) for Program Year 2016
FLINT

Date: 13-Nov-2017
Time: 14:22
Page: 155

PGM Year: 2016
Project: 0007 - Blight Elimination FHUD17
IDIS Activity: 2607 - DPD Residential and Comm Demo (16-063) FHUD17

Status: Canceled 4/13/2017 12:00:00 AM
Location: Address Suppressed

Objective: Create suitable living environments
Outcome: Sustainability
Matrix Code: Clearance and Demolition (04)

National Objective: LMA

Initial Funding Date: 11/22/2016

Description:

\$117,000 was made available for reprogramming BA 49069, to 748.101.
This activity canceled as of date of BA 41317.

Financing

No data returned for this view. This might be because the applied filter excludes all data.

Proposed Accomplishments

Housing Units : 3
Total Population in Service Area: 105,355
Census Tract Percent Low / Mod: 62.19

Annual Accomplishments

No data returned for this view. This might be because the applied filter excludes all data.



U.S. Department of Housing and Urban Development
Office of Community Planning and Development
Integrated Disbursement and Information System
CDBG Activity Summary Report (GPR) for Program Year 2016
FLINT

Date: 13-Nov-2017
Time: 14:22
Page: 156

PGM Year: 2016
Project: 0007 - Blight Elimination FHUD17
IDIS Activity: 2608 - Code Enforcement, 16-064

Status: Open
Location: Address Suppressed

Objective: Create suitable living environments
Outcome: Sustainability
Matrix Code: Code Enforcement (15)

National Objective: LMA

Initial Funding Date: 11/22/2016

Description:

The City's Code Enforcement Officers will address blight in low to moderate income areas that have a high concentration of foreclosure actions. CDBG funds will be used to pay for personnel that will issue citations to property owners in violation of City of Flint ordinances adopted to address blight elimination. The goal of the program is to address health, safety and security conditions by enforcing ordinances that aid in the prevention of slum and blight within the Flint city limits

Financing

	Fund Type	Grant Year	Grant	Funded Amount	Drawn In Program Year	Drawn Thru Program Year
CDBG	EN	2016	B16MC260018	\$499,000.00	\$255,306.34	\$255,306.34
Total	Total			\$499,000.00	\$255,306.34	\$255,306.34

Proposed Accomplishments

Housing Units : 2,850
Total Population in Service Area: 105,355
Census Tract Percent Low / Mod: 62.19

Annual Accomplishments

Years	Accomplishment Narrative	# Benefitting
2016	During program year 16/17, Neighborhood Enforcement Officers proactively patrol neighborhoods in the City and respond to blight complaints taken within the Blight Division's office. Often, corrections are completed by the homeowner after a written warning/citation is issued. Other times, the City's Blight Coordinator personally resolves complaints with the assistance of volunteers. The City received a total of 2,544 blight complaints. 2,278 cases were either resolved or referred to another entity for resolution. This contract began October 1, so benefit data is reflective of this 9-month period (10/01/16-06/30/17).	



U.S. Department of Housing and Urban Development
Office of Community Planning and Development
Integrated Disbursement and Information System
CDBG Activity Summary Report (GPR) for Program Year 2016
FLINT

Date: 13-Nov-2017
Time: 14:22
Page: 157

PGM Year: 2016
Project: 0007 - Blight Elimination FHUD17
IDIS Activity: 2609 - NEP, 15-16. (16-065) FHUD17CDBG

Status: Open
Location: Address Suppressed

Objective: Create suitable living environments
Outcome: Sustainability
Matrix Code: Interim Assistance (06)

National Objective: LMA

Initial Funding Date: 11/22/2016

Description:

The Department of Planning and Development will provide funding to support established and emerging citizen-based organizations in low- and moderate-income neighborhoods in the City of Flint to develop projects that address pressing issues within their neighborhoods; build alliances with other community institutions; and develop community-based leadership. This grant will fund at least eight (8) projects that will physically change neighborhood environments in alignment with the City of Flint Master Plan. CDBG funding will be used for activities such as: tree maintenance and planting, passive and active vacant lot reuse, rehabilitation of community buildings for neighborhood centers, beautifying streetscapes, installationcreation of public art projects, installing rain gardens or bioswales on vacant lots, converting hardscape areas into pervious surfaces, installing rain barrels to support sustainable water usage, planting milkweed or wildflower gardens on vacant lots to attract pollinators and support the local ecology, and installing community gardens or local food installations

Financing


	Fund Type	Grant Year	Grant	Funded Amount	Drawn In Program Year	Drawn Thru Program Year
CDBG	EN	2016	B16MC260018	\$100,000.00	\$0.00	\$0.00
Total	Total			\$100,000.00	\$0.00	\$0.00

Proposed Accomplishments

Housing Units : 8
Total Population in Service Area: 105,355
Census Tract Percent Low / Mod: 62.19

Annual Accomplishments

Years	Accomplishment Narrative	# Benefitting
2016	Contract was set up but no specific activities were identified. Work will be completed and benefit data reported within the 17/18 program year.	



U.S. Department of Housing and Urban Development
Office of Community Planning and Development
Integrated Disbursement and Information System
CDBG Activity Summary Report (GPR) for Program Year 2016
FLINT

Date: 13-Nov-2017
Time: 14:22
Page: 158

PGM Year: 2016
Project: 0007 - Blight Elimination FHUD17
IDIS Activity: 2610 - Neighborhood Cleanups, 16-066

Status: Open
Location: Address Suppressed

Objective: Create suitable living environments
Outcome: Sustainability
Matrix Code: Interim Assistance (06)

National Objective: LMA

Initial Funding Date: 11/22/2016

Description:

The City of Flint Department of Planning and Development will implement a program to reduce crime and the fear of crime by engaging community members in revitalization of their neighborhoods one block at a time.

Three key activities will be funded by this grant: waste removal, clearing and removing brush and large debris, and boarding supplies for neighborhood boarding (FHUD17 274-748.139) Sub contract 16-097 GCLB 20500

Financing

	Fund Type	Grant Year	Grant	Funded Amount	Drawn In Program Year	Drawn Thru Program Year
CDBG	EN	2016	B16MC260018	\$90,000.00	\$15,299.15	\$15,299.15
Total	Total			\$90,000.00	\$15,299.15	\$15,299.15

Proposed Accomplishments

People (General) : 656
Total Population in Service Area: 105,355
Census Tract Percent Low / Mod: 62.19

Annual Accomplishments

Years	Accomplishment Narrative	# Benefitting
2016	During program year 16/17, the City of Flint assisted with the coordination and completion of 297 unique neighborhood cleanup projects, in an effort to address immediate blight concerns through the City. These neighborhood cleanups were organized mainly by community groups/ leaders, and provide for the efficient resolution of hazardous or unsightly conditions.	



U.S. Department of Housing and Urban Development
Office of Community Planning and Development
Integrated Disbursement and Information System
CDBG Activity Summary Report (GPR) for Program Year 2016
FLINT

Date: 13-Nov-2017
Time: 14:22
Page: 159

PGM Year: 2014
Project: 0028 - Brennan Roof Repair
IDIS Activity: 2611 - Brennan Roof Replacement

Status: Open
Location: 1301 Pingree Ave Flint, MI 48503-4214

Objective: Create suitable living environments
Outcome: Sustainability
Matrix Code: Public Facilities and Improvement
(General) (03)

National Objective: LMA

Initial Funding Date: 01/04/2017

Description:

Per CA3052016, the repairs at Brennan Center

Financing

	Fund Type	Grant Year	Grant	Funded Amount	Drawn In Program Year	Drawn Thru Program Year
CDBG	EN	Pre-2015		\$240,000.00	\$0.00	\$0.00
		2014	B14MC260018		\$218,953.00	\$218,953.00
Total	Total			\$240,000.00	\$218,953.00	\$218,953.00

Proposed Accomplishments

Public Facilities : 1

Total Population in Service Area: 2,240

Census Tract Percent Low / Mod: 64.96

Annual Accomplishments

Years	Accomplishment Narrative	# Benefitting
2016	The entire roof was replaced. This renovation made the building useable, safe and secure for the residents within the City of Flint. The Brennan Centers service area is the entire city of Flint. Per K. Miller, benefit is city-wide as a public facility.	



U.S. Department of Housing and Urban Development
Office of Community Planning and Development
Integrated Disbursement and Information System
CDBG Activity Summary Report (GPR) for Program Year 2016
FLINT

Date: 13-Nov-2017
Time: 14:22
Page: 160

PGM Year: 2016
Project: 0004 - Public Services, FHUD17
IDIS Activity: 2613 - VAAA, Senior Meal Delivery 16-080

Status: Open
Location: Address Suppressed

Objective: Create suitable living environments
Outcome: Sustainability
Matrix Code: Senior Services (05A)

National Objective: LMC

Initial Funding Date: 03/22/2017

Description:

Valley Area on Aging Home Delivered Meals program will provide a hot meal daily to home bound, frail seniors aging from 60 years of age and over who reside in the City of Flint, in order to reduce nutritional risk.

A Home Delivered Meals Case Manager will conduct an opening assessment and reassessment to determine program eligibility, nutritional risk and resource linkage, which may include additional services.

Priority will be given to seniors who are low income, have no support, and have difficulties with physical and/or cognitive impairments.

Funding received will provide approximately 30 seniors with 12,532 meals.

Financing

	Fund Type	Grant Year	Grant	Funded Amount	Drawn In Program Year	Drawn Thru Program Year
CDBG	EN	2016	B16MC260018	\$50,000.00	\$50,000.00	\$50,000.00
Total	Total			\$50,000.00	\$50,000.00	\$50,000.00

Proposed Accomplishments

People (General) : 30

Actual Accomplishments

Number assisted:

	Owner		Renter		Total		Person	
	Total	Hispanic	Total	Hispanic	Total	Hispanic	Total	Hispanic
White:	0	0	0	0	0	0	9	0
Black/African American:	0	0	0	0	0	0	21	0
Asian:	0	0	0	0	0	0	0	0
American Indian/Alaskan Native:	0	0	0	0	0	0	0	0
Native Hawaiian/Other Pacific Islander:	0	0	0	0	0	0	0	0
American Indian/Alaskan Native & White:	0	0	0	0	0	0	0	0
Asian White:	0	0	0	0	0	0	0	0
Black/African American & White:	0	0	0	0	0	0	0	0
American Indian/Alaskan Native & Black/African American:	0	0	0	0	0	0	0	0
Other multi-racial:	0	0	0	0	0	0	0	0
Asian/Pacific Islander:	0	0	0	0	0	0	0	0



U.S. Department of Housing and Urban Development
Office of Community Planning and Development
Integrated Disbursement and Information System
CDBG Activity Summary Report (GPR) for Program Year 2016
FLINT

Date: 13-Nov-2017

Time: 14:22

Page: 161

Hispanic:	0	0	0	0	0	0	0	0
Total:	0	0	0	0	0	0	30	0


Female-headed Households:	0	0	0	0	0	0	0	0
---------------------------	---	---	---	---	---	---	---	---

Income Category:

	Owner	Renter	Total	Person
Extremely Low	0	0	0	5
Low Mod	0	0	0	10
Moderate	0	0	0	15
Non Low Moderate	0	0	0	0
Total	0	0	0	30
Percent Low/Mod				100.0%

Annual Accomplishments

Years	Accomplishment Narrative	# Benefitting
2016	VAAA served Home Delivered meals to a total of 30 people.	



U.S. Department of Housing and Urban Development
Office of Community Planning and Development
Integrated Disbursement and Information System
CDBG Activity Summary Report (GPR) for Program Year 2016
FLINT

Date: 13-Nov-2017
Time: 14:22
Page: 162

PGM Year: 2016
Project: 0007 - Blight Elimination FHUD17
IDIS Activity: 2614 - Flint Property Portal, Code Enf

Status: Open
Location: Address Suppressed

Objective: Provide decent affordable housing
Outcome: Affordability
Matrix Code: Code Enforcement (15)

National Objective: LMA

Initial Funding Date: 03/28/2017

Description:

The Flint Property Portal is used by citizens to report problem properties in Flint. The system uses GIS to map complaints and make efficient use of NSOs to correct deficiencies. Activity accomplishment/benefit data will be reported on contract 16-064, activity 2608.

Financing


	Fund Type	Grant Year	Grant	Funded Amount	Drawn In Program Year	Drawn Thru Program Year
CDBG	EN	Pre-2015		\$30,000.00	\$0.00	\$0.00
		2014	B14MC260018		\$30,000.00	\$30,000.00
Total	Total			\$30,000.00	\$30,000.00	\$30,000.00

Proposed Accomplishments

Total Population in Service Area: 105,355
Census Tract Percent Low / Mod: 62.19

Annual Accomplishments

Years	Accomplishment Narrative	# Benefitting
2016	Contract 16-123 was initiated to assist in the development of a web-based blight reporting platform to support the City's comprehensive code enforcement strategy. This portal is utilized to collect, report, and inform blight-related decisions around the City of Flint. This initiative was completed in collaboration with the Genesee County Land Bank, and the developer for the portal was Loveland Technologies. Benefit data for this activity is included in the benefit data for code enforcement activity #2608, contract 16-064.	



U.S. Department of Housing and Urban Development
Office of Community Planning and Development
Integrated Disbursement and Information System
CDBG Activity Summary Report (GPR) for Program Year 2016
FLINT

Date: 13-Nov-2017
Time: 14:22
Page: 163

PGM Year: 2015
Project: 0014 - Facility Improvements
IDIS Activity: 2624 - Hasselbring Build Maintenance FAC imp 16-056

Status: Open
Location: 1101 S Saginaw St Flint, MI 48502-1420

Objective: Create suitable living environments
Outcome: Availability/accessibility
Matrix Code: Neighborhood Facilities (03E)

National Objective: LMA

Initial Funding Date: 06/28/2017

Description:

This contract will fund community center improvements at Hasselbring Community Center. Projects will address issues relating to energy efficiency, ADA compliance, and general health and safety issues. CDBG funds will be used to pay for professional services relating to community center improvements. Contract 16-056, funding established by BA 47936 to account FHUD15CDBG 274-748.214-976.000502.748

Financing

	Fund Type	Grant Year	Grant	Funded Amount	Drawn In Program Year	Drawn Thru Program Year
CDBG	EN	Pre-2015		\$15,000.00	\$0.00	\$0.00
Total	Total			\$15,000.00	\$0.00	\$0.00

Proposed Accomplishments

Public Facilities : 1
Total Population in Service Area: 105,355
Census Tract Percent Low / Mod: 62.19

Annual Accomplishments

Years	Accomplishment Narrative	# Benefitting
2016	Scope of items to be addressed has been identified but not yet completed. Work will be completed and benefit data reported within the 17/18 program year	



U.S. Department of Housing and Urban Development
Office of Community Planning and Development
Integrated Disbursement and Information System
CDBG Activity Summary Report (GPR) for Program Year 2016
FLINT

Date: 13-Nov-2017
Time: 14:22
Page: 164

PGM Year: 2014
Project: 0025 - Direct Homeownership Assistance
IDIS Activity: 2642 - 646 W Austin, DHA

Status: Open
Location: Address Suppressed

Objective: Provide decent affordable housing
Outcome: Availability/accessibility
Matrix Code: Direct Homeownership Assistance (13)

National Objective: LMH

Initial Funding Date: 09/19/2017

Description:

The City of Flint will provide Direct Homeownership Assistance to qualified buyer for the property located at 646 W Austin. Accomplishments will be reported in activity 2447.

Financing


	Fund Type	Grant Year	Grant	Funded Amount	Drawn In Program Year	Drawn Thru Program Year
CDBG	EN	Pre-2015		\$9,284.64	\$0.00	\$0.00
		2014	B14MC260018		\$9,284.64	\$9,284.64
Total	Total			\$9,284.64	\$9,284.64	\$9,284.64

Proposed Accomplishments

Actual Accomplishments

Number assisted:

	Owner		Renter		Total		Person	
	Total	Hispanic	Total	Hispanic	Total	Hispanic	Total	Hispanic
White:	0	0	0	0	0	0		0
Black/African American:	0	0	0	0	0	0	0	0
Asian:	0	0	0	0	0	0	0	0
American Indian/Alaskan Native:	0	0	0	0	0	0	0	0
Native Hawaiian/Other Pacific Islander:	0	0	0	0	0	0	0	0
American Indian/Alaskan Native & White:	0	0	0	0	0	0	0	0
Asian White:	0	0	0	0	0	0	0	0
Black/African American & White:	0	0	0	0	0	0	0	0
American Indian/Alaskan Native & Black/African American:	0	0	0	0	0	0	0	0
Other multi-racial:	0	0	0	0	0	0	0	0
Asian/Pacific Islander:	0	0	0	0	0	0	0	0
Hispanic:	0	0	0	0	0	0	0	0
Total:	0	0	0	0	0	0	0	0
Female-headed Households:	0		0		0			



U.S. Department of Housing and Urban Development
Office of Community Planning and Development
Integrated Disbursement and Information System
CDBG Activity Summary Report (GPR) for Program Year 2016
FLINT

Date: 13-Nov-2017

Time: 14:22

Page: 165

Income Category:

	Owner	Renter	Total	Person
Extremely Low	0	0	0	0
Low Mod	0	0	0	0
Moderate	0	0	0	0
Non Low Moderate	0	0	0	0
Total	0	0	0	0
Percent Low/Mod				

Annual Accomplishments

No data returned for this view. This might be because the applied filter excludes all data.



U.S. Department of Housing and Urban Development
Office of Community Planning and Development
Integrated Disbursement and Information System
CDBG Activity Summary Report (GPR) for Program Year 2016
FLINT

Date: 13-Nov-2017
Time: 14:22
Page: 166

PGM Year: 2014
Project: 0025 - Direct Homeownership Assistance
IDIS Activity: 2643 - 646 W Austin, DHA

Status: Open
Location: Address Suppressed
Objective: Provide decent affordable housing
Outcome: Availability/accessibility
Matrix Code: Direct Homeownership Assistance (13)
National Objective: LMH

Initial Funding Date: 09/19/2017

Description:

The City of Flint will provide Direct Homeownership Assistance to qualified buyer for the property located at 646 W Austin.
Accomplishments will be reported in activity 2447.

Financing


	Fund Type	Grant Year	Grant	Funded Amount	Drawn In Program Year	Drawn Thru Program Year
CDBG	EN	Pre-2015		\$9,443.16	\$0.00	\$0.00
		2014	B14MC260018		\$9,443.16	\$9,443.16
Total	Total			\$9,443.16	\$9,443.16	\$9,443.16

Proposed Accomplishments

Actual Accomplishments

Number assisted:

	Owner		Renter		Total		Person	
	Total	Hispanic	Total	Hispanic	Total	Hispanic	Total	Hispanic
White:	0	0	0	0	0	0		0
Black/African American:	0	0	0	0	0	0	0	0
Asian:	0	0	0	0	0	0	0	0
American Indian/Alaskan Native:	0	0	0	0	0	0	0	0
Native Hawaiian/Other Pacific Islander:	0	0	0	0	0	0	0	0
American Indian/Alaskan Native & White:	0	0	0	0	0	0	0	0
Asian White:	0	0	0	0	0	0	0	0
Black/African American & White:	0	0	0	0	0	0	0	0
American Indian/Alaskan Native & Black/African American:	0	0	0	0	0	0	0	0
Other multi-racial:	0	0	0	0	0	0	0	0
Asian/Pacific Islander:	0	0	0	0	0	0	0	0
Hispanic:	0	0	0	0	0	0	0	0
Total:	0	0	0	0	0	0	0	0
Female-headed Households:	0		0		0			



U.S. Department of Housing and Urban Development
Office of Community Planning and Development
Integrated Disbursement and Information System
CDBG Activity Summary Report (GPR) for Program Year 2016
FLINT

Date: 13-Nov-2017

Time: 14:22

Page: 167

Income Category:

	Owner	Renter	Total	Person
Extremely Low	0	0	0	0
Low Mod	0	0	0	0
Moderate	0	0	0	0
Non Low Moderate	0	0	0	0
Total	0	0	0	0
Percent Low/Mod				

Annual Accomplishments

No data returned for this view. This might be because the applied filter excludes all data.



U.S. Department of Housing and Urban Development
Office of Community Planning and Development
Integrated Disbursement and Information System
CDBG Activity Summary Report (GPR) for Program Year 2016
FLINT

Date: 13-Nov-2017
Time: 14:22
Page: 168

PGM Year: 2014
Project: 0025 - Direct Homeownership Assistance
IDIS Activity: 2644 - 3506 Winona, DHA

Status: Open
Location: Address Suppressed

Objective: Provide decent affordable housing
Outcome: Availability/accessibility
Matrix Code: Direct Homeownership Assistance
(13)

National Objective: LMH

Initial Funding Date: 09/19/2017

Description:

The City of Flint will provide Direct Homeownership Assistance to qualified buyer for the property located at 646 W Austin.
Accomplishments will be reported in activity 2447.

Financing

	Fund Type	Grant Year	Grant	Funded Amount	Drawn In Program Year	Drawn Thru Program Year
CDBG	EN	Pre-2015		\$8,007.53	\$0.00	\$0.00
		2014	B14MC260018		\$8,007.53	\$8,007.53
Total	Total			\$8,007.53	\$8,007.53	\$8,007.53

Proposed Accomplishments

Actual Accomplishments

Number assisted:

	Owner		Renter		Total		Person	
	Total	Hispanic	Total	Hispanic	Total	Hispanic	Total	Hispanic
White:	0	0	0	0	0	0		0
Black/African American:	0	0	0	0	0	0	0	0
Asian:	0	0	0	0	0	0	0	0
American Indian/Alaskan Native:	0	0	0	0	0	0	0	0
Native Hawaiian/Other Pacific Islander:	0	0	0	0	0	0	0	0
American Indian/Alaskan Native & White:	0	0	0	0	0	0	0	0
Asian White:	0	0	0	0	0	0	0	0
Black/African American & White:	0	0	0	0	0	0	0	0
American Indian/Alaskan Native & Black/African American:	0	0	0	0	0	0	0	0
Other multi-racial:	0	0	0	0	0	0	0	0
Asian/Pacific Islander:	0	0	0	0	0	0	0	0
Hispanic:	0	0	0	0	0	0	0	0
Total:	0	0	0	0	0	0	0	0
Female-headed Households:	0		0		0			



U.S. Department of Housing and Urban Development
Office of Community Planning and Development
Integrated Disbursement and Information System
CDBG Activity Summary Report (GPR) for Program Year 2016
FLINT

Date: 13-Nov-2017

Time: 14:22


Page: 169

Income Category:

	Owner	Renter	Total	Person
Extremely Low	0	0	0	0
Low Mod	0	0	0	0
Moderate	0	0	0	0
Non Low Moderate	0	0	0	0
Total	0	0	0	0
Percent Low/Mod				

Annual Accomplishments

No data returned for this view. This might be because the applied filter excludes all data.



U.S. Department of Housing and Urban Development
Office of Community Planning and Development
Integrated Disbursement and Information System
CDBG Activity Summary Report (GPR) for Program Year 2016
FLINT

Date: 13-Nov-2017

Time: 14:22

Page: 170

Total Funded Amount:	\$46,928,538.13
Total Drawn Thru Program Year:	\$44,044,236.97
Total Drawn In Program Year:	\$3,835,798.34

IDIS - PR02

U.S. Department of Housing and Urban Development
Office of Community Planning and Development
Integrated Disbursement and Information System
List of Activities By Program Year And Project
FLINT,MI

DATE: 11-13-17
TIME: 14:24
PAGE: 1

REPORT CPD ALL
PGM YR ALL

Plan Year	IDIS Project	Project	IDIS Activity ID	Activity Name	Activity Status	Program	Funded Amount	Draw Amount	Balance
2016	1	Administration/Planning, CED 16-17 Action Plan	2586	Flint FHUD17 Administration,	Completed	CDBG	\$43,093.06	\$43,093.06	\$0.00
			2625	COF Administration FHUD17CDBG	Open	CDBG	\$679,996.94	\$98,725.87	\$581,271.07
		Project Total					\$723,090.00	\$141,818.93	\$581,271.07
	2	Section 108 Repayment, 16-17 Action Plan	2590	Sec 108 OK Industries	Open	CDBG	\$23,153.95	\$22,623.70	\$530.25
			2591	Sec 108 Manhattan Place, FHUD17/16	Open	CDBG	\$157,000.00	\$156,048.20	\$951.80
			2592	Sec 108 MI Truss FHUD17/16/15	Open	CDBG	\$138,116.90	\$116,137.50	\$21,979.40
		Project Total					\$318,270.85	\$294,809.40	\$23,461.45
	3	CDBG Activity Delivery, 16-17	2593	FHUD17 Activity Delivery	Open	CDBG	\$105,151.00	\$0.00	\$105,151.00
		Project Total					\$105,151.00	\$0.00	\$105,151.00
	4	Public Services, FHUD17	2594	Big Brothers Big Sisters, 16-075	Open	CDBG	\$60,000.00	\$60,000.00	\$0.00
			2595	Boys & Girls Club, 16-076	Open	CDBG	\$20,000.00	\$19,981.06	\$18.94
			2596	United Way, Youth Rec 16-077	Open	CDBG	\$80,000.00	\$65,543.09	\$14,456.91
			2597	Flint P.A.L., 16-078	Open	CDBG	\$58,000.00	\$8,933.34	\$49,066.66
			2598	Mott Comm College, Adult Lit 16-079	Open	CDBG	\$100,000.00	\$0.00	\$100,000.00
			2599	Southside Choice Neighborhood Safety 16-068	Open	CDBG	\$100,000.00	\$14,847.62	\$85,152.38
			2600	LSEM, Fair Housing Center 16-069	Open	CDBG	\$24,000.00	\$12,338.44	\$11,661.56
			2601	Ennis Center - Mental Health Svcs 16-081	Open	CDBG	\$50,000.00	\$0.00	\$50,000.00
			2613	VAAA, Senior Meal Delivery 16-080	Open	CDBG	\$50,000.00	\$50,000.00	\$0.00
		Project Total					\$542,000.00	\$231,643.55	\$310,356.45
	5	Housing Service, 16-17	2602	GCCARD CWE, 16-082	Open	CDBG	\$260,000.00	\$0.00	\$260,000.00
			2603	Habitat for Humanity, OOR, (16-083) FHUD17	Open	CDBG	\$200,000.00	\$126,551.12	\$73,448.88
			2604	The Disability Network (16-084) FHUD17CDBG	Open	CDBG	\$15,000.00	\$7,276.90	\$7,723.10
		Project Total					\$475,000.00	\$133,828.02	\$341,171.98
	6	Facility Improvements, 16-17	2605	Parks Facilities Improvements, (16-067)	Open	CDBG	\$70,000.00	\$0.00	\$70,000.00
		Project Total					\$70,000.00	\$0.00	\$70,000.00
	7	Blight Elimination FHUD17	2606	GCLB, Res/Comm Demolition (16-062)	Open	CDBG	\$684,213.00	\$133,523.39	\$550,689.61
			2607	DPD Residential and Comm Demo (16-063) FHUD17	Canceled	CDBG	\$0.00	\$0.00	\$0.00
			2608	Code Enforcement, 16-064	Open	CDBG	\$499,000.00	\$293,834.68	\$205,165.32
			2609	NEP, 15-16. (16-065) FHUD17CDBG	Open	CDBG	\$100,000.00	\$0.00	\$100,000.00
			2610	Neighborhood Cleanups, 16-066	Open	CDBG	\$90,000.00	\$15,299.15	\$74,700.85
			2614	Flint Property Portal, Code Enf	Open	CDBG	\$30,000.00	\$30,000.00	\$0.00
		Project Total					\$1,403,213.00	\$472,657.22	\$930,555.78
	8	ESG16 FLINT	2615	ESG16 Administration	Open	HESG	\$24,424.00	\$3,256.00	\$21,168.00

		2616	ESG16 SHELTER	Open	HESG	\$198,325.00	\$99,629.02	\$98,695.98
		2617	ESG16 Homelessness Prevention	Open	HESG	\$83,000.00	\$16,928.95	\$66,071.05
		2618	ESG16 Data Collection	Open	HESG	\$19,920.00	\$3,320.00	\$16,600.00
	Project Total					\$325,669.00	\$123,133.97	\$202,535.03
9	FHUD17HOME Administartion	2620	FHUD17HOME Admin	Open	HOME	\$69,158.00	\$0.00	\$69,158.00
	Project Total					\$69,158.00	\$0.00	\$69,158.00
10	Sylvan Court Quad NEW CONSTRUCTION	2622	Sylvan Court Quad, New Const 16-085	Open	HOME	\$230,850.00	\$0.00	\$230,850.00
	Project Total					\$230,850.00	\$0.00	\$230,850.00
11	CHDO Operating Habitat for Humanity 16-087	2623	CHDO SA Chodo Operating 16-087	Completed	HOME	\$25,000.00	\$25,000.00	\$0.00
	Project Total					\$25,000.00	\$25,000.00	\$0.00
12	634 W Austin	2628	634 W Austin	Canceled	HOME	\$0.00	\$0.00	\$0.00
	Project Total					\$0.00	\$0.00	\$0.00
13	1414 W Moore	2629	1414 W Moore	Canceled	HOME	\$0.00	\$0.00	\$0.00
	Project Total					\$0.00	\$0.00	\$0.00
14	609 W FOSS	2630	609 W Foss	Canceled	HOME	\$0.00	\$0.00	\$0.00
	Project Total					\$0.00	\$0.00	\$0.00
15	610W LORADO	2631	610 W Lorado	Canceled	HOME	\$0.00	\$0.00	\$0.00
	Project Total					\$0.00	\$0.00	\$0.00
16	611 Welch	2632	611 Welch	Canceled	HOME	\$0.00	\$0.00	\$0.00
	Project Total					\$0.00	\$0.00	\$0.00
17	633 W Foss	2633	633 W Foss	Canceled	HOME	\$0.00	\$0.00	\$0.00
	Project Total					\$0.00	\$0.00	\$0.00
18	638 W Ruth	2634	638 W Ruth	Canceled	HOME	\$0.00	\$0.00	\$0.00
	Project Total					\$0.00	\$0.00	\$0.00
19	642 W Ruth	2635	642 W Ruth	Canceled	HOME	\$0.00	\$0.00	\$0.00
	Project Total					\$0.00	\$0.00	\$0.00
20	645 W Ruth	2636	645 W Ruth	Canceled	HOME	\$0.00	\$0.00	\$0.00
	Project Total					\$0.00	\$0.00	\$0.00
21	646 W Austin	2637	646 W Austin	Canceled	HOME	\$0.00	\$0.00	\$0.00
	Project Total					\$0.00	\$0.00	\$0.00
22	1318 W Moore	2638	1318 W Moore	Canceled	HOME	\$0.00	\$0.00	\$0.00
	Project Total					\$0.00	\$0.00	\$0.00
23	1650 N Grand Traverse	2639	1650 N Grand Traverse	Canceled	HOME	\$0.00	\$0.00	\$0.00
	Project Total					\$0.00	\$0.00	\$0.00
25	3513 Keyes	2641	3513 Keyes	Canceled	HOME	\$0.00	\$0.00	\$0.00
	Project Total					\$0.00	\$0.00	\$0.00
Program Totals					CDBG	\$3,636,724.85	\$1,274,757.12	\$2,361,967.73
					HESG	\$325,669.00	\$123,133.97	\$202,535.03
					HOME	\$325,008.00	\$25,000.00	\$300,008.00
2016 Total						\$4,287,401.85	\$1,422,891.09	\$2,864,510.76
					CDBG	\$3,636,724.85	\$1,274,757.12	\$2,361,967.73
Program G					HESG	\$325,669.00	\$123,133.97	\$202,535.03
					HOME	\$325,008.00	\$25,000.00	\$300,008.00
Grand Totals						\$4,287,401.85	\$1,422,891.09	\$2,864,510.76

U.S. DEPARTMENT OF HOUSING AND
URBAN DEVELOPMENT
OFFICE OF COMMUNITY PLANNING AND
DEVELOPMENT
PR06 - Summary of Consolidated Plan
Projects for Report Year

DATE: 11/13/2017
TIME: 2:21:14 PM
PAGE: 1/5

IDIS

Plan IDIS Year Project	Project Title and Description		Program	Project Estimate
2016 1	Administration/Planning, CED 16-17 Action Plan	The City of Flint will use it's entire allocation to work oversee it's federally funded programs	CDBG	\$723,090.00
2	Section 108 Repayment, 16-17 Action Plan	The City of Flint will repay Manhattan Place, MI Truss and OK Industries	CDBG	\$245,000.00
3	CDBG Activity Delivery, 16-17	The City of Flint will charge activity delivery for non-admin eligible housing costs associated with activities.	CDBG	\$105,151.00
4	Public Services, FHUD17	The City of Flint will oversee Public Services including Southside Patrol, youth recreation activities and initiatives, literacy, housing and mental health services.	CDBG	\$542,000.00
5	Housing Service, 16-17	The City of Flint will oversee three programs that include Emergency Repair, OOR and Ramps	CDBG	\$475,000.00
6	Facility Improvements, 16-17	The City of Flint will invest CDBG dollars to the improvement of Parks Facilities in the City of Flint	CDBG	\$35,000.00
7	Blight Elimination FHUD17		CDBG	\$1,490,213.00
8	ESG16 FLINT	FHUD17ESG accounts	HESG	\$325,669.00
9	FHUD17HOME Administartion	FHUD17HOME Administration	HOME	\$69,158.00
10	Sylvan Court Quad NEW CONSTRUCTION	This project is new construction for four units to be sold to income eligible homebuyers	HOME	\$230,850.00
11	CHDO Operating Habitat for Humanity 16-087	This will fund CHDO operating for Habitat for Humanity originally in 16-17 action plan	HOME	\$25,000.00
12	634 W Austin	Acquisition and Rehab	HOME	\$4,485,578.00
13	1414 W Moore	Acquisition & Rehab	HOME	\$46,502.08
14	609 W FOSS	Acquisition & Rehab	HOME	\$26,756.60
15	610W LORADO	Acquisition & Rehab	HOME	\$36,541.46
16	611 Welch	Acquisition & Rehab	HOME	\$94,437.66
17	633 W Foss	Acquisition & Rehab	HOME	\$11,881.95
18	638 W Ruth	Acquisition & Rehab	HOME	\$31,264.46
19	642 W Ruth	Acquisition and Rehab	HOME	\$7,827.54
20	645 W Ruth	Acquisition & Rehab	HOME	\$3,924.13
21	646 W Austin	Acquisition & Rehab	HOME	\$19,102.89
22	1318 W Moore	Acquisition & Rehab	HOME	\$61,361.56
23	1650 N Grand Traverse	Acquisition & Rehab	HOME	\$25,142.53
24	3506 Winona	Acquisition & Rehab	HOME	\$25,319.91
25	3513 Keyes	Acquisition & Rehab	HOME	\$37,844.65
26	MSHDA Acquisition for Redevelopment	Acquisition of 8 parcels for future redevelopment. Property identification will be noted in activity.	CDBG	\$63,703.00

U.S. DEPARTMENT OF HOUSING AND
URBAN DEVELOPMENT
OFFICE OF COMMUNITY PLANNING AND
DEVELOPMENT

DATE: 11/13/2017
TIME: 2:21:14 PM
PAGE: 2/5

PR06 - Summary of Consolidated Plan
Projects for Report Year

IDIS

Plan IDIS Year Project	Project Title and Description		Program	Committed Amount
2016 1	Administration/Planning, CED 16-17 Action Plan	The City of Flint will use it's entire allocation to work oversee it's federally funded programs	CDBG	\$723,090.00
2	Section 108 Repayment, 16-17 Action Plan	The City of Flint will repay Manhattan Place, MI Truss and OK Industries	CDBG	\$318,270.85
3	CDBG Activity Delivery, 16-17	The City of Flint will charge activity delivery for non-admin eligible housing costs associated with activities.	CDBG	\$105,151.00
4	Public Services, FHUD17	The City of Flint will oversee Public Services including Southside Patrol, youth recreation activities and initiatives, literacy, housing and mental health services.	CDBG	\$542,000.00
5	Housing Service, 16-17	The City of Flint will oversee three programs that include Emergency Repair, OOR and Ramps	CDBG	\$475,000.00
6	Facility Improvements, 16-17	The City of Flint will invest CDBG dollars to the improvement of Parks Facilities in the City of Flint	CDBG	\$70,000.00
7	Blight Elimination FHUD17		CDBG	\$1,403,213.00
8	ESG16 FLINT	FHUD17ESG accounts	HESG	\$325,669.00
9	FHUD17HOME Administartion	FHUD17HOME Administration	HOME	\$69,158.00
10	Sylvan Court Quad NEW CONSTRUCTION	This project is new construction for four units to be sold to income eligible homebuyers	HOME	\$0.00
11	CHDO Operating Habitat for Humanity 16-087	This will fund CHDO operating for Habitat for Humanity originally in 16-17 action plan	HOME	\$0.00
12	634 W Austin	Acquisition and Rehab	HOME	\$0.00
13	1414 W Moore	Acquisition & Rehab	HOME	\$0.00
14	609 W FOSS	Acquisition & Rehab	HOME	\$0.00
15	610W LORADO	Acquisition & Rehab	HOME	\$0.00
16	611 Welch	Acquisition & Rehab	HOME	\$0.00
17	633 W Foss	Acquisition & Rehab	HOME	\$0.00
18	638 W Ruth	Acquisition & Rehab	HOME	\$0.00
19	642 W Ruth	Acquisition and Rehab	HOME	\$0.00
20	645 W Ruth	Acquisition & Rehab	HOME	\$0.00
21	646 W Austin	Acquisition & Rehab	HOME	\$0.00
22	1318 W Moore	Acquisition & Rehab	HOME	\$0.00
23	1650 N Grand Traverse	Acquisition & Rehab	HOME	\$0.00
24	3506 Winona	Acquisition & Rehab	HOME	\$0.00
25	3513 Keyes	Acquisition & Rehab	HOME	\$0.00
26	MSHDA Acquisition for Redevelopment	Acquisition of 8 parcels for future redevelopment. Property identification will be noted in activity.	CDBG	\$0.00

U.S. DEPARTMENT OF HOUSING AND
URBAN DEVELOPMENT
OFFICE OF COMMUNITY PLANNING AND
DEVELOPMENT

DATE: 11/13/2017
TIME: 2:21:14 PM
PAGE: 3/5

PR06 - Summary of Consolidated Plan
Projects for Report Year

IDIS

Plan IDIS Year Project	Project Title and Description		Program	Amount Drawn Thru Report Year
2016 1	Administration/Planning, CED 16-17 Action Plan	The City of Flint will use it's entire allocation to work oversee it's federally funded programs	CDBG	\$43,093.06
2	Section 108 Repayment, 16-17 Action Plan	The City of Flint will repay Manhattan Place, MI Truss and OK Industries	CDBG	\$294,809.40
3	CDBG Activity Delivery, 16-17	The City of Flint will charge activity delivery for non-admin eligible housing costs associated with activities.	CDBG	\$0.00
4	Public Services, FHUD17	The City of Flint will oversee Public Services including Southside Patrol, youth recreation activities and initiatives, literacy, housing and mental health services.	CDBG	\$220,233.00
5	Housing Service, 16-17	The City of Flint will oversee three programs that include Emergency Repair, OOR and Ramps	CDBG	\$69,991.80
6	Facility Improvements, 16-17	The City of Flint will invest CDBG dollars to the improvement of Parks Facilities in the City of Flint	CDBG	\$0.00
7	Blight Elimination FHUD17		CDBG	\$434,128.88
8	ESG16 FLINT	FHUD17ESG accounts	HESG	\$53,058.78
9	FHUD17HOME Administartion	FHUD17HOME Administration	HOME	\$0.00
10	Sylvan Court Quad NEW CONSTRUCTION	This project is new construction for four units to be sold to income eligible homebuyers	HOME	\$0.00
11	CHDO Operating Habitat for Humanity 16-087	This will fund CHDO operating for Habitat for Humanity originally in 16-17 action plan	HOME	\$0.00
12	634 W Austin	Acquisition and Rehab	HOME	\$0.00
13	1414 W Moore	Acquisition & Rehab	HOME	\$0.00
14	609 W FOSS	Acquisition & Rehab	HOME	\$0.00
15	610W LORADO	Acquisition & Rehab	HOME	\$0.00
16	611 Welch	Acquisition & Rehab	HOME	\$0.00
17	633 W Foss	Acquisition & Rehab	HOME	\$0.00
18	638 W Ruth	Acquisition & Rehab	HOME	\$0.00
19	642 W Ruth	Acquisition and Rehab	HOME	\$0.00
20	645 W Ruth	Acquisition & Rehab	HOME	\$0.00
21	646 W Austin	Acquisition & Rehab	HOME	\$0.00
22	1318 W Moore	Acquisition & Rehab	HOME	\$0.00
23	1650 N Grand Traverse	Acquisition & Rehab	HOME	\$0.00
24	3506 Winona	Acquisition & Rehab	HOME	\$0.00
25	3513 Keyes	Acquisition & Rehab	HOME	\$0.00
26	MSHDA Acquisition for Redevelopment	Acquisition of 8 parcels for future redevelopment. Property identification will be noted in activity.	CDBG	\$0.00

U.S. DEPARTMENT OF HOUSING AND
URBAN DEVELOPMENT
OFFICE OF COMMUNITY PLANNING AND
DEVELOPMENT
PR06 - Summary of Consolidated Plan
Projects for Report Year

DATE: 11/13/2017
TIME: 2:21:14 PM
PAGE: 4/5

IDIS

Plan IDIS Year Project	Project Title and Description		Program	Amount Available to Draw
2016 1	Administration/Planning, CED 16-17 Action Plan	The City of Flint will use it's entire allocation to work oversee it's federally funded programs	CDBG	\$679,996.94
2	Section 108 Repayment, 16-17 Action Plan	The City of Flint will repay Manhattan Place, MI Truss and OK Industries	CDBG	\$23,461.45
3	CDBG Activity Delivery, 16-17	The City of Flint will charge activity delivery for non-admin eligible housing costs associated with activities.	CDBG	\$105,151.00
4	Public Services, FHUD17	The City of Flint will oversee Public Services including Southside Patrol, youth recreation activities and initiatives, literacy, housing and mental health services.	CDBG	\$321,767.00
5	Housing Service, 16-17	The City of Flint will oversee three programs that include Emergency Repair, OOR and Ramps	CDBG	\$405,008.20
6	Facility Improvements, 16-17	The City of Flint will invest CDBG dollars to the improvement of Parks Facilities in the City of Flint	CDBG	\$70,000.00
7	Blight Elimination FHUD17		CDBG	\$969,084.12
8	ESG16 FLINT	FHUD17ESG accounts	HESG	\$272,610.22
9	FHUD17HOME Administartion	FHUD17HOME Administration	HOME	\$69,158.00
10	Sylvan Court Quad NEW CONSTRUCTION	This project is new construction for four units to be sold to income eligible homebuyers	HOME	\$0.00
11	CHDO Operating Habitat for Humanity 16-087	This will fund CHDO operating for Habitat for Humanity originally in 16-17 action plan	HOME	\$0.00
12	634 W Austin	Acquisition and Rehab	HOME	\$0.00
13	1414 W Moore	Acquisition & Rehab	HOME	\$0.00
14	609 W FOSS	Acquisition & Rehab	HOME	\$0.00
15	610W LORADO	Acquisition & Rehab	HOME	\$0.00
16	611 Welch	Acquisition & Rehab	HOME	\$0.00
17	633 W Foss	Acquisition & Rehab	HOME	\$0.00
18	638 W Ruth	Acquisition & Rehab	HOME	\$0.00
19	642 W Ruth	Acquisition and Rehab	HOME	\$0.00
20	645 W Ruth	Acquisition & Rehab	HOME	\$0.00
21	646 W Austin	Acquisition & Rehab	HOME	\$0.00
22	1318 W Moore	Acquisition & Rehab	HOME	\$0.00
23	1650 N Grand Traverse	Acquisition & Rehab	HOME	\$0.00
24	3506 Winona	Acquisition & Rehab	HOME	\$0.00
25	3513 Keyes	Acquisition & Rehab	HOME	\$0.00
26	MSHDA Acquisition for Redevelopment	Acquisition of 8 parcels for future redevelopment. Property identification will be noted in activity.	CDBG	\$0.00

U.S. DEPARTMENT OF HOUSING AND
URBAN DEVELOPMENT
OFFICE OF COMMUNITY PLANNING AND
DEVELOPMENT
PR06 - Summary of Consolidated Plan
Projects for Report Year

DATE: 11/13/2017
TIME: 2:21:14 PM
PAGE: 5/5

IDIS

Plan IDIS Year Project	Project Title and Description		Program	Amount Drawn in Report Year
2016 1	Administration/Planning, CED 16-17 Action Plan	The City of Flint will use it's entire allocation to work oversee it's federally funded programs	CDBG	\$43,093.06
2	Section 108 Repayment, 16-17 Action Plan	The City of Flint will repay Manhattan Place, MI Truss and OK Industries	CDBG	\$294,809.40
3	CDBG Activity Delivery, 16-17	The City of Flint will charge activity delivery for non-admin eligible housing costs associated with activities.	CDBG	\$0.00
4	Public Services, FHUD17	The City of Flint will oversee Public Services including Southside Patrol, youth recreation activities and initiatives, literacy, housing and mental health services.	CDBG	\$220,233.00
5	Housing Service, 16-17	The City of Flint will oversee three programs that include Emergency Repair, OOR and Ramps	CDBG	\$69,991.80
6	Facility Improvements, 16-17	The City of Flint will invest CDBG dollars to the improvement of Parks Facilities in the City of Flint	CDBG	\$0.00
7	Blight Elimination FHUD17		CDBG	\$434,128.88
8	ESG16 FLINT	FHUD17ESG accounts	HESG	\$53,058.78
9	FHUD17HOME Administartion	FHUD17HOME Administration	HOME	\$0.00
10	Sylvan Court Quad NEW CONSTRUCTION	This project is new construction for four units to be sold to income eligible homebuyers	HOME	\$0.00
11	CHDO Operating Habitat for Humanity 16-087	This will fund CHDO operating for Habitat for Humanity originally in 16-17 action plan	HOME	\$0.00
12	634 W Austin	Acquisition and Rehab	HOME	\$0.00
13	1414 W Moore	Acquisition & Rehab	HOME	\$0.00
14	609 W FOSS	Acquisition & Rehab	HOME	\$0.00
15	610W LORADO	Acquisition & Rehab	HOME	\$0.00
16	611 Welch	Acquisition & Rehab	HOME	\$0.00
17	633 W Foss	Acquisition & Rehab	HOME	\$0.00
18	638 W Ruth	Acquisition & Rehab	HOME	\$0.00
19	642 W Ruth	Acquisition and Rehab	HOME	\$0.00
20	645 W Ruth	Acquisition & Rehab	HOME	\$0.00
21	646 W Austin	Acquisition & Rehab	HOME	\$0.00
22	1318 W Moore	Acquisition & Rehab	HOME	\$0.00
23	1650 N Grand Traverse	Acquisition & Rehab	HOME	\$0.00
24	3506 Winona	Acquisition & Rehab	HOME	\$0.00
25	3513 Keyes	Acquisition & Rehab	HOME	\$0.00
26	MSHDA Acquisition for Redevelopment	Acquisition of 8 parcels for future redevelopment. Property identification will be noted in activity.	CDBG	\$0.00

MAPS

CDBG Eligible Areas – (Source: U.S. Census Bureau)

African American Population

Hispanic or Latino Population

Asian Population

American Indian and Alaska Native Population

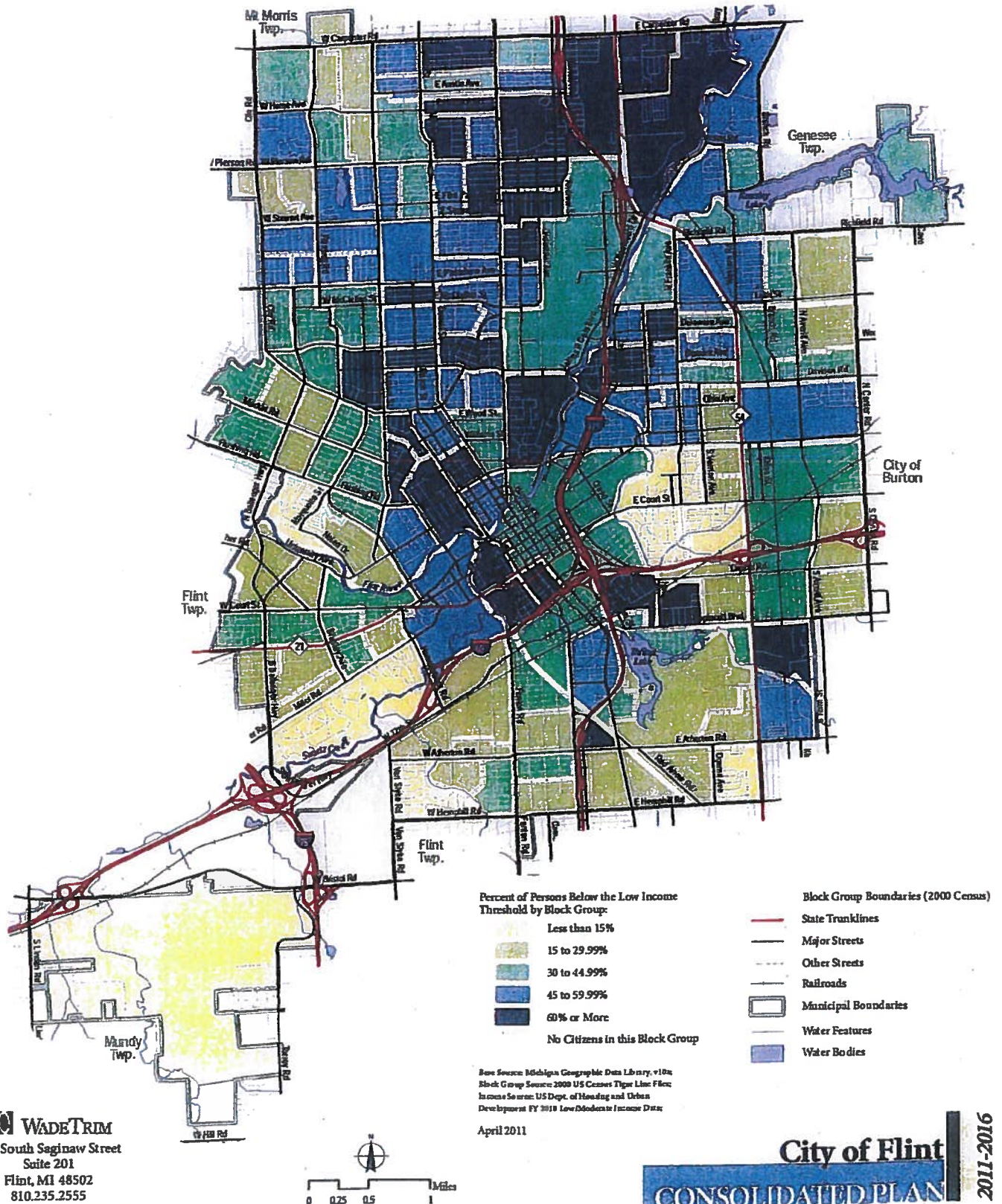
Two or More Races

Low Income Persons

Very Low Income Persons



Low Income Persons

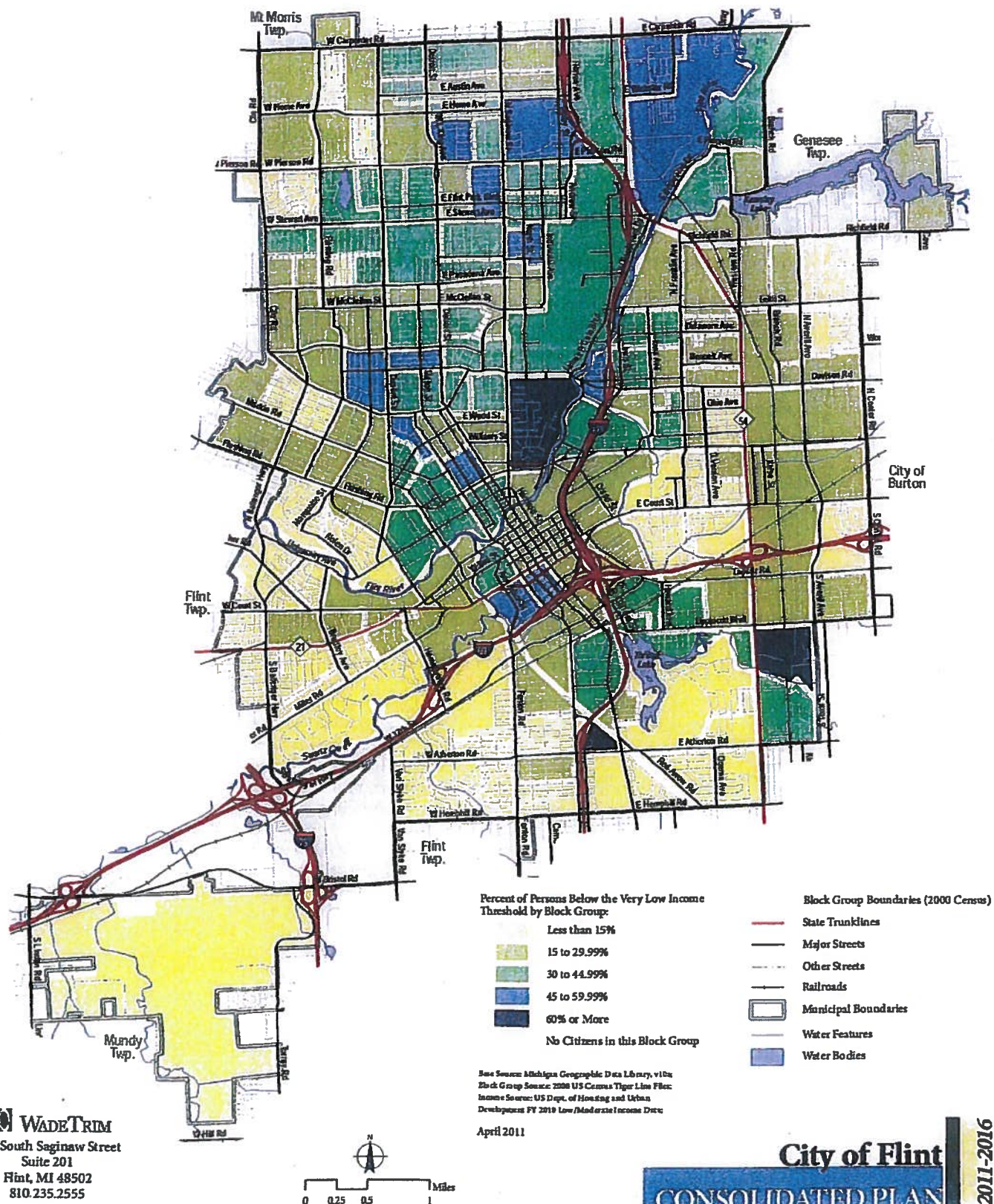


WADETRIM
555 South Saginaw Street
Suite 201
Flint, MI 48502
810.235.2555

\\drain\projects\CDP\48502\0\Project\GIS Data\Info\Low Income.mxd



Very Low Income Persons



WADETRIM
 555 South Saginaw Street
 Suite 201
 Flint, MI 48502
 810.235.2555

\\chick\server\proj\CD\PROJECTS\GIS\Dir\ALT\proj\0004\Very Low Income.mxd

Areas of Racial and Ethnic Concentration in Low and Moderate Income Census Tracts

(Source: U.S. Census Bureau)

	Total Population	White (%)	White (Actual)	African American (%)	African American (Actual)	BG if only partial
Flint, Michigan Census Tract	124,954.00	41.39%	51,718	53.27%	66,565	
Tract 1	3,234.00	1.90%	61	95.90%	3,101	BG 1
Tract 2	3,140.00	2.90%	91	91.10%	2,861	
Tract 3	3,490.00	2.40%	84	95.60%	3,336	
Tract 4	2,775.00	3.90%	108	92.10%	2,556	
Tract 5	2,752.00	4.10%	113	92.00%	2,532	BG 3 and 4
Tract 6	3,708.00	3.00%	111	94.80%	3,515	
Tract 7	4,490.00	3.20%	144	93.60%	4,203	
Tract 8	2,135.00	2.80%	60	94.80%	2,024	
Tract 9	5,992.00	8.40%	503	87.30%	5,231	
Tract 10	3,861.00	3.00%	116	94.50%	3,649	
Tract 11	3,419.00	1.60%	55	95.60%	3,269	
Tract 12	4,108.00	10.00%	411	86.10%	3,537	BG 3, 4, 5
Tract 13	3,723.00	21.80%	812	73.00%	2,718	BG 3, 4
Tract 14	2,210.00	17.20%	380	76.60%	1,693	
Tract 15	2,515.00	32.20%	810	61.60%	1,549	
Tract 16	4,878.00	75.90%	3,702	17.50%	854	BG 2
Tract 17	2,104.00	6.70%	141	89.60%	1,885	
Tract 18	2,354.00	37.70%	887	55.60%	1,309	
Tract 19	2,513.00	71.40%	1,794	21.80%	548	
Tract 20	2,072.00	2.70%	56	94.60%	1,960	
Tract 21	448.00	23.70%	106	68.10%	305	
Tract 22	4,486.00	81.50%	3,656	7.50%	336	
Tract 23	2,799.00	83.20%	2,329	7.30%	204	
Tract 24	2,948.00	85.60%	2,523	8.10%	239	BG 1, 2
Tract 25	804.00	15.80%	127	77.50%	623	
Tract 26	3,758.00	85.80%	3,224	5.10%	192	BG 1,2,3,4
Tract 27	3,757.00	90.20%	3,389	3.50%	131	BG 1, 4
Tract 28	2,595.00	47.70%	1,238	44.20%	1,147	
Tract 29	1,959.00	40.80%	799	53.30%	1,044	
Tract 30	3,450.00	79.10%	2,729	15.80%	545	
Tract 31	2,477.00	10.30%	255	86.60%	2,145	BG 2
Tract 32	2,908.00	3.50%	102	92.70%	2,696	BG 1, 2, 4
Tract 33	1,780.00	59.30%	1,056	34.90%	621	
Tract 34	2,674.00	32.30%	864	62.80%	1,679	
Tract 35	3,109.00	85.10%	2,646	10.20%	317	
Tract 36	5,123.00	89.90%	4,606	3.50%	179	BG 1-4
Tract 37	3,240.00	82.20%	2,663	10.80%	350	BG 1-3
Tract 38	2,008.00	68.80%	1,382	23.70%	476	
Tract 39	5,242.00	77.10%	4,042	17.40%	912	
Tract 40	3,892.00	90.70%	3,530	2.40%	93	BG 1, 2
Tract 41	24.00	58.30%	14	0.00%	0	

= low and moderate income census tract

= area of racial concentration

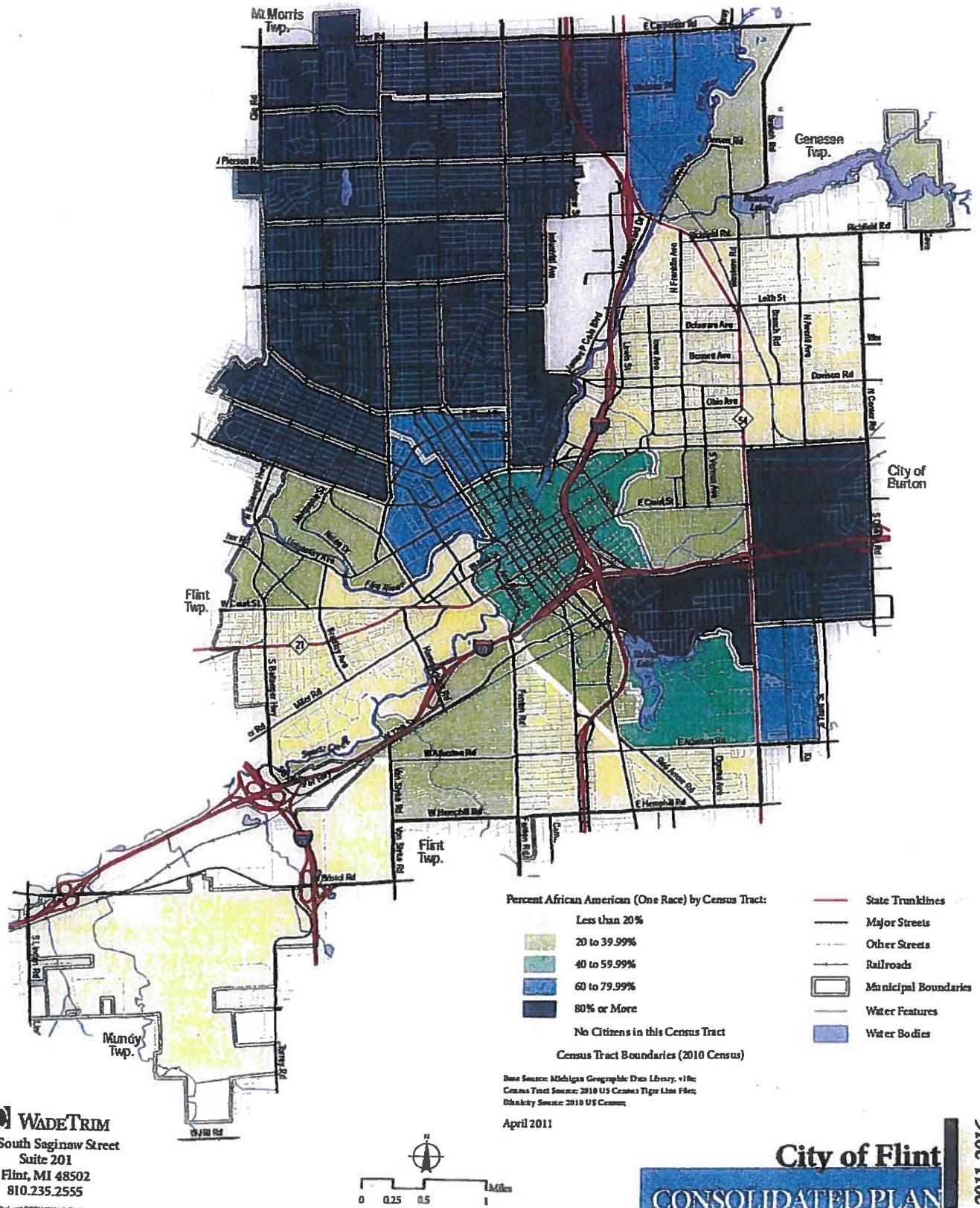
Areas of Racial and Ethnic Concentration
Summary Tables (Source: U.S. Census Bureau)

Areas of Racial and Ethnic Concentration
Summary Tables (Source: U.S. Census Bureau)

	Total Population	White (%)	White (Actual)	African American (%)	African American (Actual)	Indian and Alaska Native (%)	American Indian and Alaska Native (Actual)	Asian (%)	Asian (Actual)	Native Hawaiian and Other Pacific Islander (%)	Native Hawaiian and Other Pacific Islander (Actual)	Some other race (%)	Some other race (Actual)	Two or more races (%)	Two or more races (Actual)	Hispanic or Latino (of any race) (%)	Hispanic or Latino (of any race) (Actual)	White alone, not Hispanic or Latino (%)	White alone, not Hispanic or Latino (Actual)
Gentee Co. MI	436,141.00	75.30%	328,414	20.40%	88,973	0.50%	2,617	0.80%	3,489	0.00%	0	0.80%	3,489	2.20%	9,595	2.30%	10,031	74.10%	323,180
Flint, Michigan Census Tract	214,954.00	41.39%	89,178	53.27%	86,565	0.54%	800	0.48%	602	0.01%	9	1.11%	1,360	3.13%	3,914	2.99%	3,734	40.04%	50,937
Tract 1	3,234.00	1.50%	61	95.90%	3,101	0.10%	3	0.49%	13	0.00%	0	0.20%	6	1.50%	49	0.60%	19	1.90%	61
Tract 2	3,140.00	2.90%	91	91.10%	2,861	0.20%	6	0.00%	0	0.00%	0	0.90%	28	4.90%	154	1.90%	69	2.20%	69
Tract 3	3,490.00	2.40%	84	95.80%	3,356	0.10%	3	0.10%	3	0.00%	0	0.10%	3	1.80%	31	0.50%	28	2.50%	80
Tract 4	2,715.00	3.90%	106	92.10%	2,558	0.10%	3	0.00%	0	0.00%	0	1.30%	35	2.60%	72	1.50%	42	3.60%	108
Tract 5	3,752.00	4.10%	113	92.00%	2,532	0.60%	17	0.00%	0	0.00%	0	0.50%	14	2.80%	77	1.00%	28	3.90%	107
Tract 6	3,708.00	3.00%	111	94.80%	3,513	0.30%	11	0.00%	0	0.00%	0	0.60%	22	1.50%	48	1.30%	48	3.00%	89
Tract 7	4,490.00	3.20%	144	93.60%	4,203	0.10%	4	0.10%	4	0.00%	0	0.30%	13	2.70%	121	1.00%	45	3.10%	139
Tract 8	2,135.00	2.80%	60	94.80%	2,024	0.20%	30	0.10%	6	0.00%	0	0.30%	6	3.00%	36	1.00%	19	2.80%	60
Tract 9	5,992.00	3.40%	116	94.30%	5,231	0.50%	40	0.10%	10	0.00%	0	0.60%	36	3.00%	180	1.00%	60	8.20%	481
Tract 10	3,861.00	3.00%	116	95.50%	3,649	0.10%	10	0.00%	0	0.00%	0	0.50%	19	1.50%	71	0.60%	33	2.80%	112
Tract 11	3,419.00	1.60%	55	95.60%	3,269	0.30%	34	0.00%	0	0.00%	0	1.00%	37	1.50%	51	1.40%	48	1.50%	51
Tract 12	4,108.00	10.00%	411	86.10%	3,537	0.10%	4	0.10%	4	0.00%	0	0.90%	37	2.70%	111	1.40%	58	1.50%	407
Tract 13	3,723.00	21.80%	812	73.00%	2,718	0.30%	11	0.00%	22	0.00%	0	0.70%	37	2.50%	180	1.70%	63	21.20%	789
Tract 14	2,210.00	17.20%	380	76.60%	1,693	0.80%	18	0.10%	2	0.00%	0	1.30%	23	4.10%	91	2.70%	60	16.20%	365
Tract 15	2,515.00	32.20%	810	61.60%	1,549	0.70%	18	0.50%	13	0.00%	0	1.20%	30	3.60%	96	2.80%	73	31.00%	780
Tract 16	4,878.00	75.90%	3,702	17.50%	854	0.30%	15	1.70%	83	0.00%	0	1.50%	73	3.10%	151	3.60%	176	74.00%	3,610
Tract 17	2,104.00	6.70%	141	89.60%	1,865	0.50%	11	0.00%	0	0.00%	0	0.60%	13	2.60%	55	1.30%	27	6.40%	135
Tract 18	2,354.00	37.70%	887	55.60%	1,309	1.00%	24	0.20%	5	0.00%	0	0.70%	16	4.50%	115	2.90%	68	35.20%	852
Tract 19	2,513.00	71.40%	1,794	21.80%	548	0.90%	20	0.50%	13	0.00%	0	1.90%	48	3.50%	88	6.20%	156	67.40%	1,694
Tract 20	2,072.00	2.70%	56	94.60%	1,960	0.30%	6	0.10%	2	0.00%	0	0.40%	8	1.80%	37	1.40%	29	2.50%	52
Tract 21	4,485.00	23.70%	1,06	69.10%	3,05	1.30%	6	0.00%	0	0.00%	0	2.70%	12	4.20%	23	3.00%	15	23.70%	106
Tract 22	4,485.00	81.50%	3,656	7.50%	335	1.80%	61	0.00%	0	0.00%	0	3.40%	153	5.60%	251	7.60%	507	75.40%	3,362
Tract 23	2,799.00	83.20%	2,329	2.30%	204	1.10%	31	1.30%	36	0.00%	0	1.20%	35	3.20%	94	3.90%	115	83.60%	2,465
Tract 24	2,848.00	85.60%	2,523	8.10%	238	1.20%	35	1.80%	53	0.00%	0	0.90%	7	4.60%	37	1.20%	10	13.30%	123
Tract 25	804.00	15.80%	127	77.50%	623	0.00%	0	1.00%	9	0.00%	0	0.70%	1	3.20%	120	7.10%	267	83.10%	3,123
Tract 26	3,753.00	85.80%	3,224	5.10%	192	1.00%	38	1.20%	45	0.00%	0	3.70%	139	3.20%	120	7.10%	267	83.10%	3,123
Tract 27	3,753.00	90.20%	3,389	3.50%	131	1.30%	49	0.40%	15	0.00%	0	2.10%	79	2.60%	98	6.70%	232	86.50%	3,250
Tract 28	2,995.00	47.70%	1,438	44.20%	1,447	1.50%	39	1.00%	26	0.00%	0	1.30%	34	5.10%	132	2.60%	21	46.50%	1,402
Tract 29	1,959.00	40.80%	799	53.10%	1,044	0.60%	12	1.30%	25	0.00%	0	0.90%	18	3.90%	78	2.40%	47	40.10%	786
Tract 30	3,450.00	79.10%	2,729	15.80%	545	0.30%	10	0.30%	18	0.00%	0	1.10%	38	2.60%	60	3.20%	110	77.00%	2,657
Tract 31	2,477.00	10.30%	255	86.60%	2,143	0.20%	5	0.20%	5	0.00%	0	0.20%	5	2.50%	62	1.80%	43	9.30%	230
Tract 32	2,908.00	3.50%	102	92.70%	2,666	0.30%	9	0.40%	12	0.00%	0	0.70%	20	2.70%	79	1.00%	29	3.40%	99
Tract 33	1,780.00	59.30%	1,056	34.80%	624	0.40%	7	1.00%	20	0.00%	0	0.70%	12	3.50%	62	3.40%	61	57.50%	1,024
Tract 34	2,674.00	32.30%	864	62.80%	1,679	0.50%	13	0.00%	0	0.00%	0	0.60%	16	3.60%	96	3.00%	80	31.30%	837
Tract 35	3,109.00	85.10%	2,646	10.20%	317	0.50%	16	1.50%	16	0.00%	0	1.10%	34	2.60%	81	2.40%	106	83.00%	2,580
Tract 36	5,128.00	89.50%	4,606	3.50%	179	1.20%	61	1.20%	164	0.00%	0	1.00%	51	3.20%	143	2.90%	149	88.40%	4,528
Tract 37	3,240.00	82.20%	2,663	10.80%	350	0.80%	29	1.00%	35	0.00%	0	0.90%	22	4.10%	133	4.50%	146	78.50%	2,568
Tract 38	2,008.00	68.80%	1,382	23.70%	476	1.30%	26	0.20%	4	0.00%	0	1.10%	29	4.80%	96	3.60%	72	67.10%	1,247
Tract 39	5,242.00	77.10%	4,042	17.40%	912	1.80%	42	0.50%	26	0.00%	0	1.20%	63	3.10%	163	3.10%	163	75.60%	3,963
Tract 40	3,892.00	90.70%	3,530	2.40%	93	1.90%	70	0.50%	19	0.00%	4	1.10%	43	3.50%	136	3.80%	148	89.10%	3,468
Tract 41	24.00	58.30%	14	0.00%	0	0.00%	0	16.70%	4	20.80%	5	0.00%	0	4.20%	1	0.00%	0	56.90%	14



African American Population

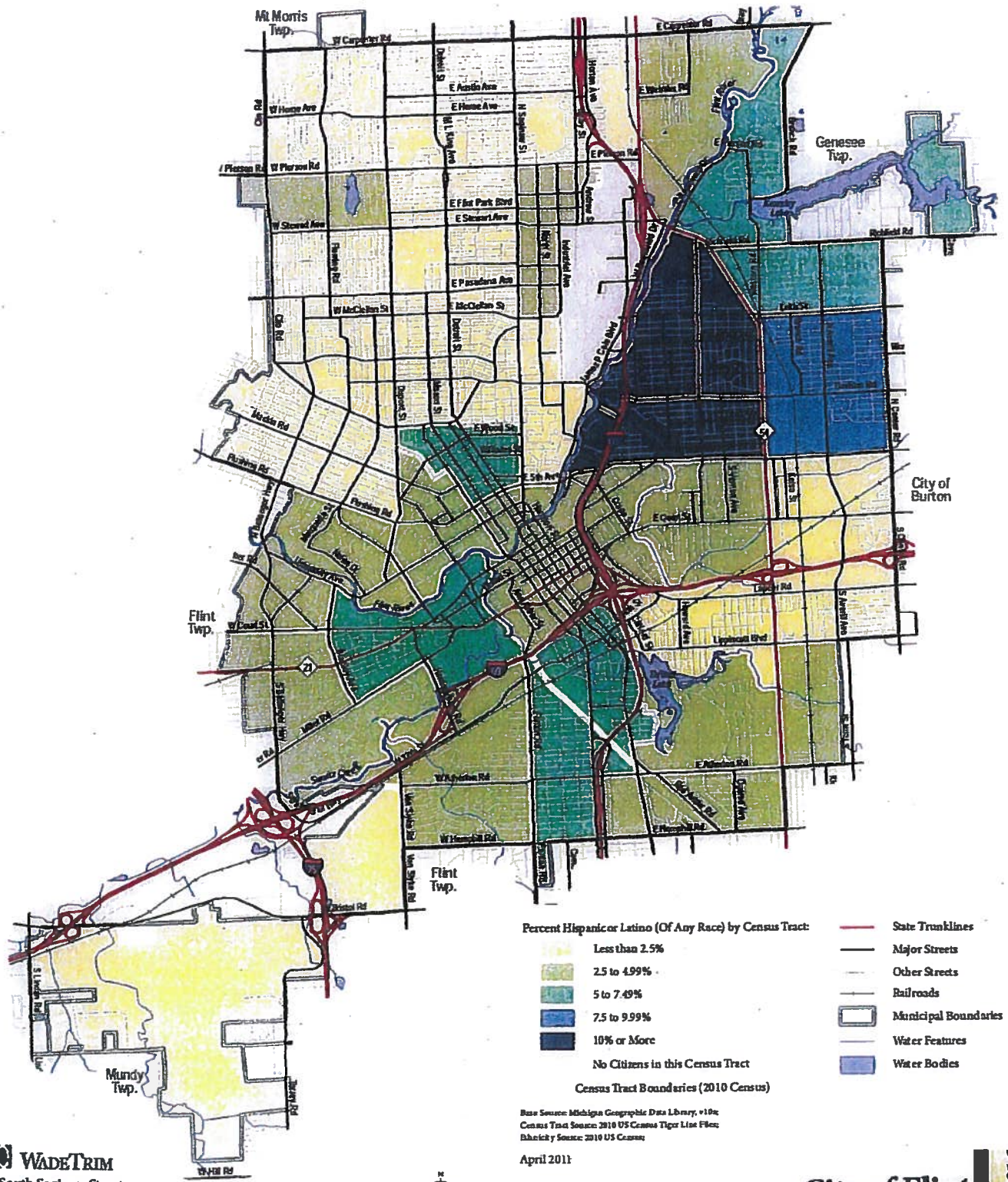


WADETRIM
555 South Saginaw Street
Suite 201
Flint, MI 48502
810.235.2555

\\C:\Users\jcorbett\Documents\Projects\AMT\as America.aprx

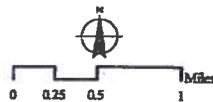


Hispanic or Latino Population



WADETRIM
555 South Saginaw Street
Suite 201
Flint, MI 48502
810.235.2555

\\flint\proj\proj\2011\APR11\GIS\Map\HispanicLatino\MapHispanicLatino.aprx

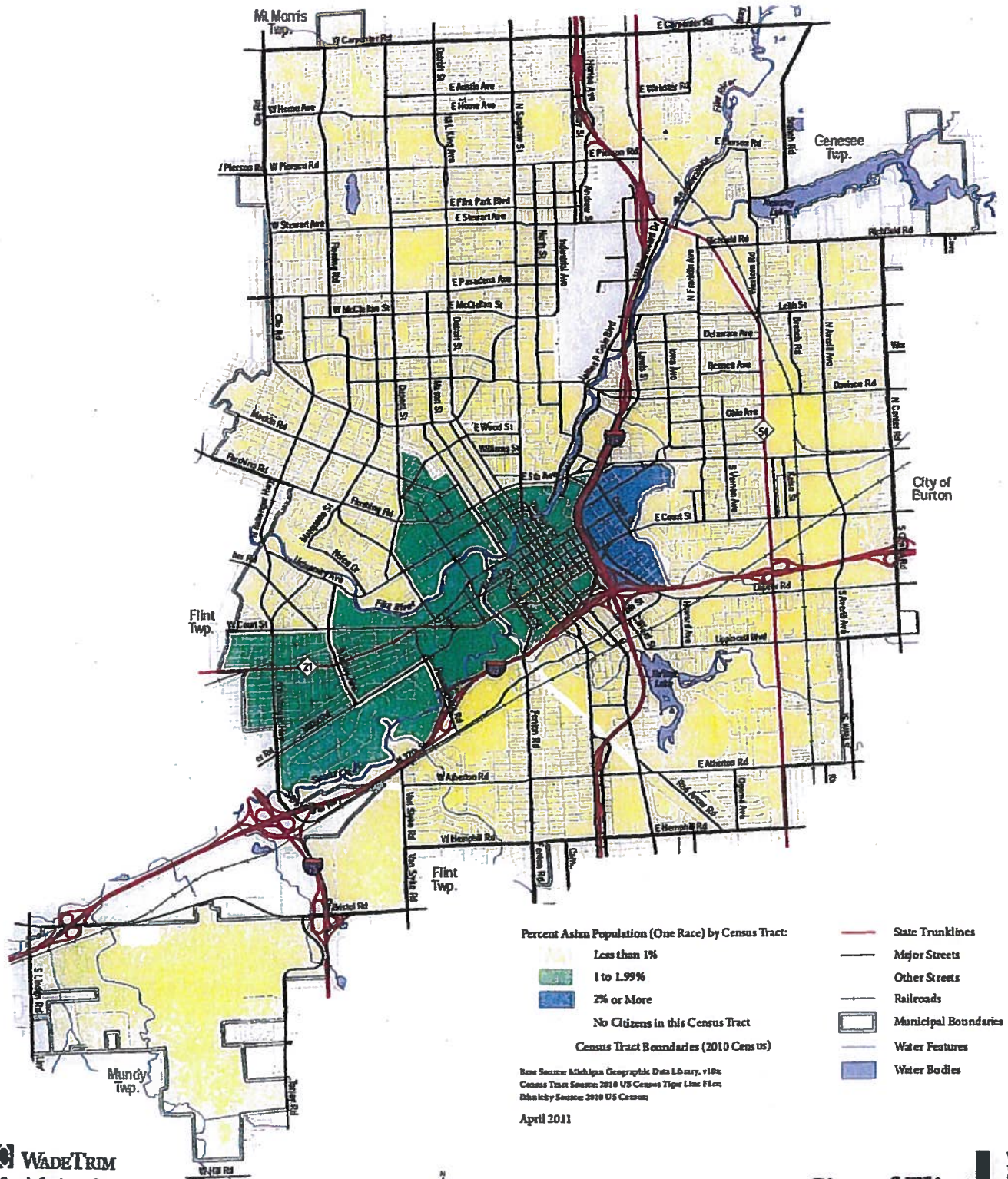


City of Flint
CONSOLIDATED PLAN

2011-2016

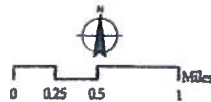


Asian Population



WADETRIM
555 South Saginaw Street
Suite 201
Flint, MI 48502
810.235.2555

\\flint\apps\GIS\2011\MapDocs\AsianPop\AsianPop.mxd

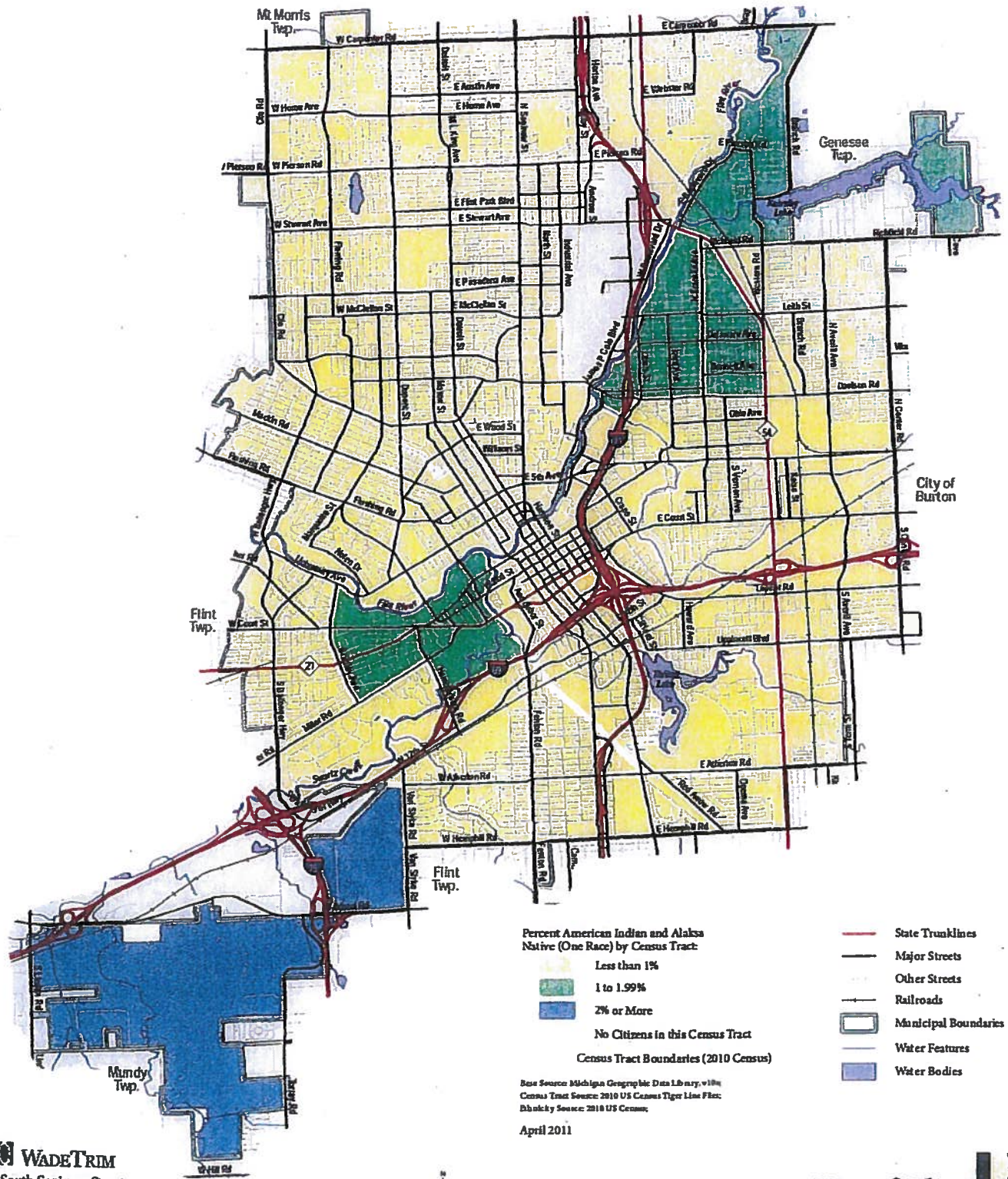


City of Flint
CONSOLIDATED PLAN

2011-2016



American Indian and Alaska Native Population



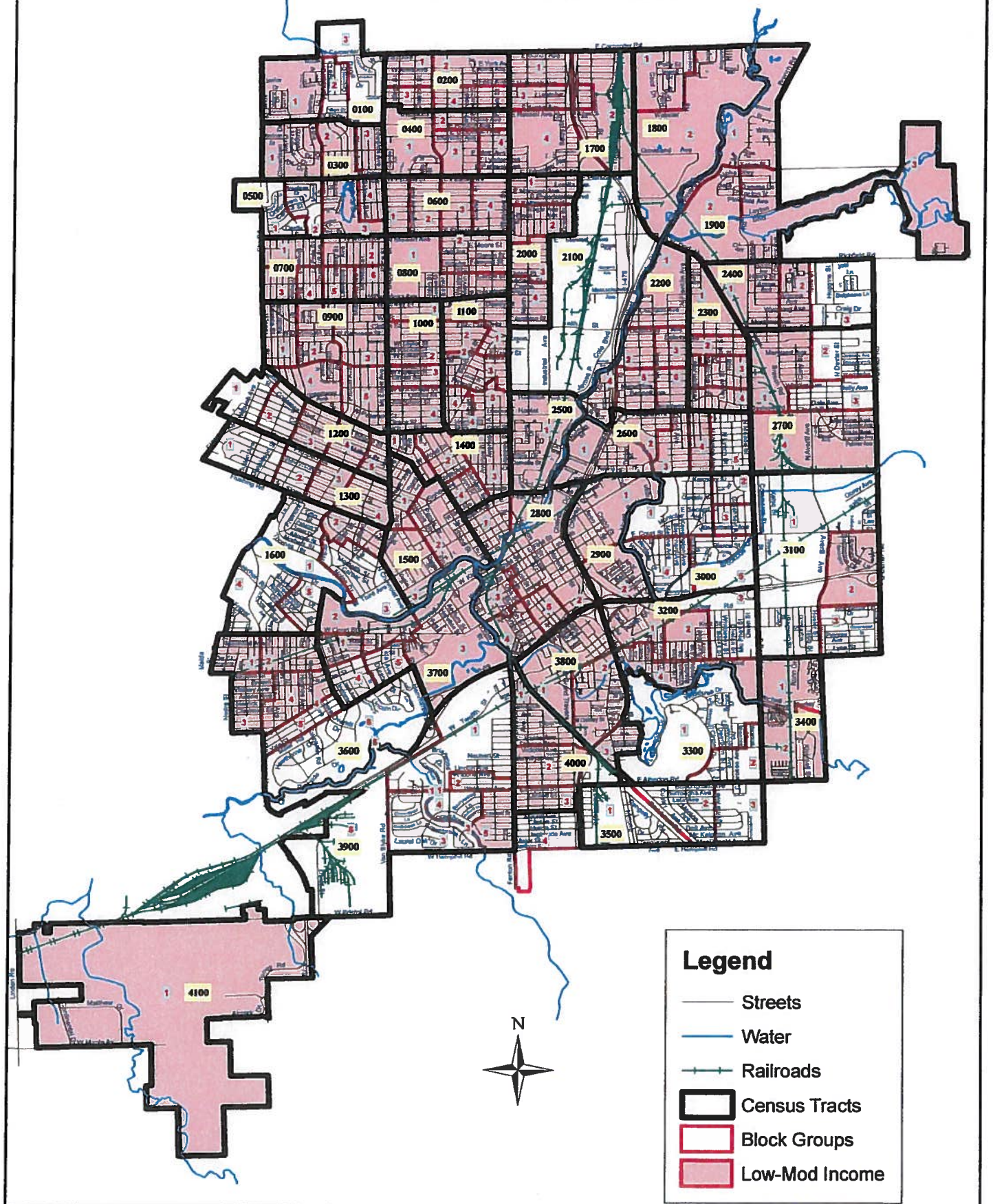
WADETRIM
 555 South Saginaw Street
 Suite 201
 Flint, MI 48502
 810.235.2555



City of Flint
CONSOLIDATED PLAN

2011-2016

Census Tracts and Block Groups with Low-Mod Income



2016 MINOR and SUBSTANTIAL AMENDMENTS

Source	Modification (Canceled or New Contract) and Amount	Resolution/Date
CDBG	Flint Property Portal (16-123), increase - \$30,000	BA, 3/20/17
CDBG	GCLB Toolshed (16-070), increase - \$20,000	BA, 7/11/16
CDBG	Hasselbring Facility Improvements (16-056), increase - \$15,000	BA, 8/31/16
CDBG	FAEC Facility Improvements (14-135), increase - \$41,000	BA, 11/29/16
HOME	GC Habitat for Humanity (16-040), increase - \$25,000	BA, 7/21/16
HOME	Metro Community Development (16-038), increase - \$246,793	CA2552016, 8/10/16
HOME	Court Street Village (16-037), increase - \$92,000	CA2552016, 8/10/16
HOME	GC Habitat for Humanity (16-036), increase - \$245,661	CA2552016, 8/10/16
HOME	Court Street Village (15-037), increase - \$34,000	BA, 4/4/17

November 14, 2017
CITY OF FLINT
PUBLIC NOTICE

Regarding Program Year 2016 Consolidated Annual Performance and Evaluation Report (CAPER)

In order to meet federal community planning and development requirements under 24 CFR 570, the City is required to report on the use of federal funds and provide interested citizens the opportunity to examine the report and make comments on the use of these funds. The City of Flint Consolidated Annual Performance and Evaluation Report (CAPER) provides expenditure and programmatic information on activities undertaken with Community Development Block Grant (CDBG), HOME Investment Partnerships (HOME), and Emergency Solutions Grant (ESG) funds during the period of July 1, 2016 – June 30, 2017.

The City of Flint Program year 2016 CAPER will be available for review beginning Tuesday, November 14, 2017 at the following locations: City of Flint Department of Community and Economic Development, Municipal South Building, 1101 S. Saginaw St., Flint, MI 48502, City of Flint Office of the City Clerk, Genesee County Metropolitan Planning Commission, Flint Housing Commission, and the main branch of the Flint Public Library. The CAPER will also be made available on the City of Flint website at www.cityofflint.com.

The comment period for the CAPER begins November 14, 2017 and ends November 29, 2017. A public hearing regarding the CAPER will be held on Monday, November 27, 2017 at 5:30 p.m. in the City of Flint Council Chambers, 1101 S. Saginaw St., Flint, Michigan. Comments regarding the City's CAPER should be submitted in writing to the Department of Community and Economic Development no later than November 29, 2017.

DCED will furnish reasonable auxiliary aids to disabled or non-English speaking residents upon 48 hours notice prior to the public hearing. Those requesting such services should contact DCED at 810-766-7436.

CITY OF FLINT, MICHIGAN
FLINT CITY COUNCIL
REGULAR CITY COUNCIL MEETING
Monday, November 27, 2017 – 7:01 p.m.

ROLL CALL: **Present** – Council President Herbert J. Winfrey, Council Vice President Monica Galloway, Councilperson Eric Mays, Councilperson Maurice Davis, Councilperson Santino Guerra, Councilperson Kate Fields, Councilperson Jerri Winfrey-Carter, Councilperson Allan Griggs, and Councilperson Eva Worthing

Absent – Ø

Also Present: City Clerk Inez Brown

PUBLIC HEARING NO. 170562.4 – A Public Hearing for the purposes of allowing review of the Program Year 2016 Consolidated Annual Performance and Evaluation Report (CAPER) and receiving public comment.

City Clerk Brown introduced the public hearing. Suzanne Wilcox, Interim Planning and Development Director, gave a brief overview of the CAPER and its availability to the public, as well as prepared to answer questions from the public and City Council.

1. Arthur Woodson, Flint, Michigan, explained that he could not comment on something he knew nothing about. He requested that information be made available to the public at the time of the hearing.

President Winfrey asked Ms. Wilcox to give a brief overview of the CAPER.

Ms. Wilcox stated that the CAPER is an annual report that describes the CDBG, HOME, and ESG appropriations for the City. A resolution is prepared setting a public hearing and identifying a date that the document would be made available to the public – in this case, early November. The CAPER is available on the City's website, the City Clerk's office, the City's CED (Community and Economic Development) Division, the Flint Public Library, and Flint Housing Commission. There was an ad placed in the Flint Journal and Ms. Wilcox has made available copies of the entire document in Council chambers during the hearing. She added that the public still has time to submit comments in writing before the CAPER is submitted.

2. R.L. Mitchell, Flint, Michigan, stated that he read the document while waiting for the meeting to start.

3. Vicki VanBuren, Flint, Michigan, said that a narrative of the CAPER would be helpful to councilmembers since some of them are newly-elected. She added that there should be a report that shows the names of organizations that receive grant dollars, whether or not they have gotten funds as requested, and updates every month or two to Council on the monies given to agencies.

4. Marilyn Luster, Flint, Michigan, spoke but was stopped as her comments were not on the CAPER.

5. Collette Metcalf, Flint, Michigan, spoke but was stopped as her comments were not on the CAPER.

6. Quincy Murphy, Flint, Michigan, discussed the process for applying for CDBG funds. He wanted to know if all agencies followed the same process. He inquired about the agencies funded and whether or not the same agencies were funded year after year. In his experience, it seems difficult for other/new entities to compete for funding.

Public Hearing No. 170562.4 was closed at 8:19 p.m.