



Consolidated Annual Performance
Evaluation Report (CAPER)
Program Year 2018-19
CITY OF FLINT, MICHIGAN

draft

CONSOLIDATED ANNUAL PERFORMANCE EVALUATION REPORT (CAPER)
PROGRAM YEAR 2018-19
TABLE OF CONTENTS

CR05: GOALS AND OUTCOMES	1
TABLE 1: ACCOMPLISHMENTS- PROGRAM YEAR AND STRATEGIC PLAN	1-5
CR10: RACIAL AND ETHNIC COMPOSITION OF FAMILIES IN NEED	6
TABLE 2: ASSISTANCE TO RACIAL AND ETHNIC POPULATION BY SOURCE OF FUNDS	6
CR15: RESOURCES AND INVESTMENTS	7
TABLE 3: RESOURCES MADE AVAILABLE	7
TABLE 4: GEOGRAPHIC DISTRIBUTION AND LOCATION OF INVESTMENTS	7-8
TABLE 5: FISCAL YEAR SUMMARY- HOME MATCH REPORT	9
TABLE 6: MATCH CONTRIBUTION FOR FEDERAL FISCAL YEAR	10
TABLE 7: PROGRAM INCOME	10
TABLE 8: MINORITY BUSINESS AND WOMEN BUSINESS ENTERPRISE	11
TABLE 9: MINORITY OWNERS OF RENTAL PROPERTY	11
TABLE 10: RELOCATION AND REAL PROPERTY ACQUISITION	12
CR20: AFFORDABLE HOUSING	13
TABLE 11: NUMBER OF HOUSEHOLDS	13
TABLE 12: NUMBER OF HOUSEHOLDS SUPPORTED	13
TABLE 13: NUMBER OF HOUSEHOLDS SERVED	14
CR25: HOMELESS AND OTHER SPECIAL NEEDS	15
CR30: PUBLIC-HOUSING	18
CR35: OTHER ACTIONS	20
CR40: MONITORING	24
CR45: CDBG	25
CR50: HOME	26
CR60: ESG	28

CR65: PERSONS ASSISTED **31**

TABLE 16: HOUSEHOLD INFORMATION FOR HOMELESS PREVENTION ACTIVITIES	31
TABLE 17: HOUSEHOLD INFORMATION FOR RAPID RE-HOUSING ACTIVITIES	31
TABLE 18: SHELTER INFORMATION	31
TABLE 19: HOUSEHOLD INFORMATION FOR STREET OUTREACH	33
TABLE 20: HOUSEHOLD INFORMATION FOR PERSONS SERVED WITH ESG	33
TABLE 21: GENDER	33
TABLE 22: AGE INFORMATION	34
TABLE 23: SPECIAL POPULATION SERVED	34

CR70: ESG-ASSISTANCE PROVIDED AND OUTCOMES **35**

TABLE 24: SHELTER CAPACITY	35
----------------------------	----

CR75: EXPENDITURES **36**

TABLE 25: ESG EXPENDITURES FOR HOMELESSNESS PREVENTION	36
TABLE 26: ESG EXPENDITURE FOR RAPID RE-HOUSING	36
TABLE 27: ESG EXPENDITURES FOR EMERGENCY SHELTER	36-37
TABLE 28: OTHER GRANT EXPENDITURES	37
TABLE 29: TOTAL ESG FUNDS EXPENDED	37
TABLE 30: OTHER FUNDS EXPENDED ON ELIGIBLE ESG ACTIVITIES	38
TABLE 31: TOTAL AMOUNT OF FUNDS EXPENDED ON ESG ACTIVITIES	38

ATTACHMENTS

PR26: CDBG FINANCIAL SUMMARY PROGRAM YEAR 2018	12 PAGES
PR03: CDBG/CDBG-R ACTIVITY SUMMARY REPORT**	163 PAGES
<i>(**AVAILABLE IN THE DCED OFFICE AS WELL AS AT CITYOFFLINT.COM DUE TO LENGTH)</i>	
RESOLUTION TO HOLD PUBLIC HEARING (OCTOBER 14, 2019 AT 5:30PM)	1 PAGE
FLINT JOURNAL AD FOR CAPER	1 PAGE

CR-05 - Goals and Outcomes

Progress the jurisdiction has made in carrying out its strategic plan and its action plan. 91.520(a)

This could be an overview that includes major initiatives and highlights that were proposed and executed throughout the program year.

For the program year ending June 30, 2019, the City of Flint received entitlement funds of \$3,872,807 in CDBG, \$909,367 in HOME and \$320,815 in ESG. In order to meet the goals and objectives of the 5-year Consolidated Plan, these funds were awarded to eligible subrecipient organization including non-profit organizations and City of Flint departments. Eligible non-profit organizations were awarded contracts to implement public service and housing activities designed to benefit the entire community. In the public service funding, priority was given to programs that focused on youth initiatives, fair housing, senior programs and small business counseling. Rehabilitation and acquisition projects focused on city-wide emergency, owner occupied rehabilitation and the acquisition of multi-unit apartment developments. Additional resources were allocated to the Genesee County Land Bank and the City Blight Division to address blighted properties in accordance with the City's Blight Elimination Framework and Master Plan. The Continuum of Care, subrecipients and the City continue to address at risk youth, homelessness prevention, rapid rehousing and shelter operations and essential services.

Comparison of the proposed versus actual outcomes for each outcome measure submitted with the consolidated plan and explain, if applicable, why progress was not made toward meeting goals and objectives. 91.520(g)

Categories, priority levels, funding sources and amounts, outcomes/objectives, goal outcome indicators, units of measure, targets, actual outcomes/outputs, and percentage completed for each of the grantee's program year goals.

Goal	Category	Source / Amount	Indicator	Unit of Measure	Expected – Strategic Plan	Actual – Strategic Plan	Percent Complete	Expected – Program Year	Actual – Program Year	Percent Complete
Homelessness	Homeless	CDBG: \$ / HOME: \$0 / ESG: \$	Public service activities other than Low/Moderate Income Housing Benefit	Persons Assisted	90	542	602.22%			

Homelessness	Homeless	CDBG: \$ / HOME: \$0 / ESG: \$	Tenant-based rental assistance / Rapid Rehousing	Households Assisted	0	0		30	0	0.00%
Homelessness	Homeless	CDBG: \$ / HOME: \$0 / ESG: \$	Homeless Person Overnight Shelter	Persons Assisted	10000	0	0.00%			
Homelessness	Homeless	CDBG: \$ / HOME: \$0 / ESG: \$	Overnight/Emergency Shelter/Transitional Housing Beds added	Beds	0	0		1805	0	0.00%
Homelessness	Homeless	CDBG: \$ / HOME: \$0 / ESG: \$	Homelessness Prevention	Persons Assisted	13000	0	0.00%	45	0	0.00%
Housing	Affordable Housing Public Housing	CDBG: \$ / HOME: \$ / ESG: \$0	Public service activities other than Low/Moderate Income Housing Benefit	Persons Assisted	0	542		0	542	
Housing	Affordable Housing Public Housing	CDBG: \$ / HOME: \$ / ESG: \$0	Public service activities for Low/Moderate Income Housing Benefit	Households Assisted	0	127		78	127	162.82%

Housing	Affordable Housing Public Housing	CDBG: \$ / HOME: \$ / ESG: \$0	Rental units constructed	Household Housing Unit	25	0	0.00%	103	0	0.00%
Housing	Affordable Housing Public Housing	CDBG: \$ / HOME: \$ / ESG: \$0	Homeowner Housing Added	Household Housing Unit	5	0	0.00%			
Housing	Affordable Housing Public Housing	CDBG: \$ / HOME: \$ / ESG: \$0	Homeowner Housing Rehabilitated	Household Housing Unit	190	9	4.74%	55	9	16.36%
Non-Homeless Special Needs	Non-Homeless Special Needs	CDBG: \$	Public service activities other than Low/Moderate Income Housing Benefit	Persons Assisted	800	389	48.63%	140	389	277.86%
Non-Housing Community Development	Non-Housing Community Development	CDBG: \$ / HOME: \$0 / ESG: \$0	Public Facility or Infrastructure Activities other than Low/Moderate Income Housing Benefit	Persons Assisted	0	105355		40662	105355	259.10%
Non-Housing Community Development	Non-Housing Community Development	CDBG: \$ / HOME: \$0 / ESG: \$0	Public service activities other than Low/Moderate Income Housing Benefit	Persons Assisted	113965	5540	4.86%	3435	5540	161.28%

Non-Housing Community Development	Non-Housing Community Development	CDBG: \$ / HOME: \$0 / ESG: \$0	Facade treatment/business building rehabilitation	Business	0	0		0	0	
Non-Housing Community Development	Non-Housing Community Development	CDBG: \$ / HOME: \$0 / ESG: \$0	Jobs created/retained	Jobs	150	0	0.00%	107	0	0.00%
Non-Housing Community Development	Non-Housing Community Development	CDBG: \$ / HOME: \$0 / ESG: \$0	Businesses assisted	Businesses Assisted	0	7		0	7	
Non-Housing Community Development	Non-Housing Community Development	CDBG: \$ / HOME: \$0 / ESG: \$0	Buildings Demolished	Buildings	125	2	1.60%	25	2	8.00%
Non-Housing Community Development	Non-Housing Community Development	CDBG: \$ / HOME: \$0 / ESG: \$0	Housing Code Enforcement/Foreclosed Property Care	Household Housing Unit	6750	1434	21.24%	600	1434	239.00%
Non-Housing Community Development	Non-Housing Community Development	CDBG: \$ / HOME: \$0 / ESG: \$0	Other	Other	570	0	0.00%	1900	0	0.00%

Program Administration	Program Administration	CDBG: \$ / HOME: \$ / ESG: \$	Other	Other	0	0				
---------------------------	---------------------------	---	-------	-------	---	---	--	--	--	--

Table 1 - Accomplishments – Program Year & Strategic Plan to Date

Assess how the jurisdiction’s use of funds, particularly CDBG, addresses the priorities and specific objectives identified in the plan, giving special attention to the highest priority activities identified.

The City of Flint continued to prioritize the needs of low- and moderate-income people and low- and moderate-income areas of the City by focusing its Federal allocations on several of the highest priority activities as outlined in the Consolidated Plan. In the program year 2018, CDBG activities included: youth mentoring, academic training for special needs population, youth activities, transitional housing, economic development, owner occupied rehabilitation, blight elimination, and facility improvements (among others). ESG continued to provide funding for essential services and operations, homelessness prevention, and rapid rehousing. HOME continued to prioritize multi-unit affordable housing.

CR-10 - Racial and Ethnic composition of families assisted

Describe the families assisted (including the racial and ethnic status of families assisted).

91.520(a)

	CDBG	HOME	ESG
White	1,296	2	330
Black or African American	6,519	10	1,057
Asian	13	0	0
American Indian or American Native	4	0	5
Native Hawaiian or Other Pacific Islander	0	0	6
Total	7,832	12	1,398
Hispanic	45	0	49
Not Hispanic	7,787	12	1,480

Table 2 – Table of assistance to racial and ethnic populations by source of funds

Narrative

During program year 2018, the City of Flint directly assisted a total of 7,832 individuals with CDBG funding, 12 with HOME funding, and 1,398 with ESG funding. Of the total individuals served (9,242), 82.4% (7,832 individuals) were racial minorities located within the City of Flint. Discrepancies exist in the ESG composition due to the categories of ethnicity "Multiple Races" (130) and "Client Doesn't Know/Client Refused" (1) not being categorized in the CR-10.

CR-15 - Resources and Investments 91.520(a)

Identify the resources made available

Source of Funds	Source	Resources Made Available	Amount Expended During Program Year
CDBG	public - federal	3,872,807	1,132,826
HOME	public - federal	909,367	340,000
ESG	public - federal	320,815	158,860

Table 3 - Resources Made Available

Narrative

During Program Year 2018, the City met both the CDBG timeliness deadline and the HOME expenditure and expiring fund deadlines. Staff continues to monitor recipients of funds for timely and eligible spending. Any funds not spent, or recaptured, will continue to be reprogrammed and committed to eligible activities or projects.

Identify the geographic distribution and location of investments

Target Area	Planned Percentage of Allocation	Actual Percentage of Allocation	Narrative Description
Full Choice Area	3	5	Home Funds for Phase I of the Choice Neighborhoods implementation
North Saginaw Area	3	0	
Pierson Road Corridor Sub-Area	4	0	

Table 4 – Identify the geographic distribution and location of investments

Narrative

The City had requested a Neighborhood Revitalization Strategy Area (NRSA) Designation previously for the Choice Neighborhoods Area. To date, this has not been granted. A discussion with the Detroit Field Office was pending to allow the Field Office to fully explain the requirements of reporting data related to the NRSA Designation. A major hurdle to the successful implementation of a NRSA Target Area, is the lack of qualified CBDO's in the City of Flint.

The above sub-areas were created as a complementary component to the Imagine Flint Master Plan and were selected through research, data collection and analysis, as well as through community participation. Through the implementation of the Choice Neighborhoods plan, and a recognition of the need for investment in the Pierson Road Corridor, the noted areas remain target areas of investment, without the formal NRSA designation.

It should be noted that with the award of HOME funds to the housing portion of the Choice Neighborhoods housing development (phase I), that 5% of the overall total allocation went to the Full-Choice Area. Other activities and projects have more of an area or individual low/moderate income impact on a city-wide basis.

Leveraging

Explain how federal funds leveraged additional resources (private, state and local funds), including a description of how matching requirements were satisfied, as well as how any publicly owned land or property located within the jurisdiction that were used to address the needs identified in the plan.

The City was awarded a Choice Neighborhoods Implementation grant for \$30 million in 2017. The City continues to leverage these funds with strategic projects in the targeted area. Additional CDBG leveraging will include funding from Local, State, and Federal grant sources, City Departments (e.g. Public Works, Parks and Recreation), public or social service providers, and other sources as they are identified.

The HOME Match is not a requirement for the City as the city meets one or more of the distress criteria and has been determined to be in financial distress, thus receiving a 100 percent reduction of match as confirmed by the annual HUD published match reductions.

Fiscal Year Summary – HOME Match	
1. Excess match from prior Federal fiscal year	0
2. Match contributed during current Federal fiscal year	0
3. Total match available for current Federal fiscal year (Line 1 plus Line 2)	0
4. Match liability for current Federal fiscal year	0
5. Excess match carried over to next Federal fiscal year (Line 3 minus Line 4)	0

Table 5 – Fiscal Year Summary - HOME Match Report

Match Contribution for the Federal Fiscal Year								
Project No. or Other ID	Date of Contribution	Cash (non-Federal sources)	Foregone Taxes, Fees, Charges	Appraised Land/Real Property	Required Infrastructure	Site Preparation, Construction Materials, Donated labor	Bond Financing	Total Match

Table 6 – Match Contribution for the Federal Fiscal Year

HOME MBE/WBE report

Program Income – Enter the program amounts for the reporting period				
Balance on hand at begin-ning of reporting period \$	Amount received during reporting period \$	Total amount expended during reporting period \$	Amount expended for TBRA \$	Balance on hand at end of reporting period \$
0	0	0	0	0

Table 7 – Program Income

Minority Business Enterprises and Women Business Enterprises – Indicate the number and dollar value of contracts for HOME projects completed during the reporting period						
	Total	Minority Business Enterprises				White Non-Hispanic
		Alaskan Native or American Indian	Asian or Pacific Islander	Black Non-Hispanic	Hispanic	
Contracts						
Dollar Amount	1,398,484	699,242	0	47,934	0	651,308
Number	12	0	0	1	0	11
Sub-Contracts						
Number	5	4	0	0	0	1
Dollar Amount	528,382	264,191	0	0	0	264,191
	Total	Women Business Enterprises	Male			
Contracts						
Dollar Amount	699,242	0	699,242			
Number	12	0	12			
Sub-Contracts						
Number	4	0	4			
Dollar Amount	264,191	0	264,191			

Table 8 - Minority Business and Women Business Enterprises

Minority Owners of Rental Property – Indicate the number of HOME assisted rental property owners and the total amount of HOME funds in these rental properties assisted						
	Total	Minority Property Owners				White Non-Hispanic
		Alaskan Native or American Indian	Asian or Pacific Islander	Black Non-Hispanic	Hispanic	
Number	0	0	0	0	0	0
Dollar Amount	0	0	0	0	0	0

Table 9 – Minority Owners of Rental Property

Relocation and Real Property Acquisition – Indicate the number of persons displaced, the cost of relocation payments, the number of parcels acquired, and the cost of acquisition						
Parcels Acquired		0		0		
Businesses Displaced		0		0		
Nonprofit Organizations Displaced		0		0		
Households Temporarily Relocated, not Displaced		0		0		
Households Displaced	Total	Minority Property Enterprises				White Non-Hispanic
		Alaskan Native or American Indian	Asian or Pacific Islander	Black Non-Hispanic	Hispanic	
Number	0	0	0	0	0	0
Cost	0	0	0	0	0	0

Table 10 – Relocation and Real Property Acquisition

CR-20 - Affordable Housing 91.520(b)

Evaluation of the jurisdiction's progress in providing affordable housing, including the number and types of families served, the number of extremely low-income, low-income, moderate-income, and middle-income persons served.

	One-Year Goal	Actual
Number of Homeless households to be provided affordable housing units	0	0
Number of Non-Homeless households to be provided affordable housing units	78	54
Number of Special-Needs households to be provided affordable housing units	4	0
Total	82	54

Table 11 – Number of Households

	One-Year Goal	Actual
Number of households supported through Rental Assistance	0	0
Number of households supported through The Production of New Units	7	0
Number of households supported through Rehab of Existing Units	55	18
Number of households supported through Acquisition of Existing Units	0	3
Total	62	21

Table 12 – Number of Households Supported

Discuss the difference between goals and outcomes and problems encountered in meeting these goals.

The main reason for the large difference between the one-year goals and actual households supported is that a major recipient of CDBG Owner Occupied Rehab funds was unable to retain the majority of their staff for a number of reasons, and was therefore unable to administer the program. That, coupled with an historic lack of spending, the contract was denied an extension due to the City's policy for contract extension requirements. The remaining balance was made available through re-programming.

An additional challenge that these programs face is being able to identify homeowners that meet the good standing requirements of the City (required to be current on taxes and water bills). It has proven difficult for subrecipients to identify individuals/families that qualify for these programs. Also, new construction rental units were somewhat delayed by weather and issues with outside funding sources. Additional rental units will be completed in the coming program year, as well as additional owner occupied and emergency repaired units.

Discuss how these outcomes will impact future annual action plans.

These outcomes and issues as outlined above will be used to create more realistic projections for the number of families that are expected to be assisted in future annual action plans. For HOME projects, underwriting and subsidy layering will assist in guiding the identification of shovel ready projects and in ensuring that the investment is no more than what is needed to fill gaps in financing to allow for properties to be affordable housing.

Include the number of extremely low-income, low-income, and moderate-income persons served by each activity where information on income by family size is required to determine the eligibility of the activity.

Number of Households Served	CDBG Actual	HOME Actual
Extremely Low-income	0	0
Low-income	0	5
Moderate-income	0	0
Total	0	5

Table 13 – Number of Households Served

Narrative Information

A total of five (5) households were assisted during program year 2018 that meet the CDBG or HOME requirements as outlined in the respective regulations. Potential homebuyers under the HOME program undergo housing counseling, as well as income verifications, as a part of the home-buying process. For rental properties, income documentation is collected as a part of the move-in process by either the owner or property management company. This information is shared with program staff and reviewed for accuracy and compliance with any applicable regulations. CDBG funds used for owner occupied rehab also have eligibility confirmed prior to the provision of any services, however none were reported on during this program year.

CR-25 - Homeless and Other Special Needs 91.220(d, e); 91.320(d, e); 91.520(c)

Evaluate the jurisdiction's progress in meeting its specific objectives for reducing and ending homelessness through:

Reaching out to homeless persons (especially unsheltered persons) and assessing their individual needs

In August of 2018, The Flint/Genesee Continuum of Care (CoC) updated its 10-Year Plan to End Homelessness. Though the CoC is a county-wide collaborative, Metro Community Development is the lead agency. The Genesee Homeless Awareness Task Force is responsible for collecting homeless data, conducting homeless needs assessments, Point in Time Counts, and developing community supported homeless strategies to end homelessness in the Flint/Genesee County area.

The Continuum of Care has several committees that work together on projects designed to end homelessness in Flint/Genesee County. In addition to the Genesee County Homeless Awareness Task Force, there is the Committee Concerned with Housing as well as the Project Homeless Connect Planning Committee. These committees are more fully described in the Strategic Plan section of the 5-year Consolidated Plan. The City used funds to support and expand the supply of affordable housing options to assist low-income households retain their homes and provide emergency, transitional and permanent supportive housing units for homeless and/or at-risk individuals, families, veterans, children and youth.

Addressing the emergency shelter and transitional housing needs of homeless persons

The Flint/Genesee Continuum of Care (CoC) is the primary method for addressing emergency shelter and transitional needs of homeless individuals and families in the City of Flint. The CoC is a collaborative effort designed to identify existing resources in the community, eliminate duplication, develop seamless housing/homeless related services, insure leveraging of mainstream and private sector resources, and maximize community partnerships.

The 10-year plan referenced above defines the scope of the problem using national and local data and research based upon how people are impacted, systemic contributions to homelessness, infrastructure issues, historical response, and lack of coordination and resources. The approach is three fold: to promote community change related to the consciousness and perception of homelessness; to provide safe, secure, accessible and affordable housing to all persons in Genesee County regardless of age, race, gender, sexual preference, disability, or familial status; and to organize a comprehensive and interconnected network of advocacy, no wrong door, and wrap around services aimed at eliminating the cycle of homelessness. During past year the CoC has also adopted a coordinated entry process to further eliminate duplication of services.

Helping low-income individuals and families avoid becoming homeless, especially extremely

low-income individuals and families and those who are: likely to become homeless after being discharged from publicly funded institutions and systems of care (such as health care facilities, mental health facilities, foster care and other youth facilities, and corrections programs and institutions); and, receiving assistance from public or private agencies that address housing, health, social services, employment, education, or youth needs

According to the 2013-2017 American Community Survey there are approximately 40,298 (41.2%) Flint residents with incomes below the poverty level. Earning a living wage is instrumental in preventing homelessness. This coupled with a lack of affordable permanent housing and discrimination in rent and lending practices puts the minority population in a particularly precarious situation with regard to the threat of becoming homeless.

For extremely low-income renters with children, supportive services such as quality affordable housing, funds for rent/utility arrearages, life skills, employment training and placement services, childcare, and transportation are critical to their ability to stay in permanent housing and to avoid becoming homeless. The City of Flint will support the CoC in homeless prevention through Asset Building. The CoC aims to empower and encourage families to acquire and preserve assets, including a safe, decent, and affordable home, and achieve long-term financial success. This will be done through three specific goals:

- Educate families about housing choices.
- Empower families to access their housing choices.
- Preserve and expand quality, affordable housing opportunities.

The City of Flint is working cooperatively with area homeless services providers to address needs and take necessary actions to assist homeless persons and families. The CoC provide both transitional and permanent supportive housing services to homeless and at risk persons and families as they work towards independent living. Three sources of Homelessness Prevention and Rapid Re-Housing funds granted to the City of Flint, Genesee County, and MSHDA assist individuals and families who are at-risk of becoming homeless. In addition, several agencies in the City of Flint, working through the Continuum of Care were awarded Shelter Plus Care funds and Supportive Housing Program funds for activities to assist the homeless population in Flint and Genesee County.

Helping homeless persons (especially chronically homeless individuals and families, families with children, veterans and their families, and unaccompanied youth) make the transition to permanent housing and independent living, including shortening the period of time that individuals and families experience homelessness, facilitating access for homeless individuals and families to affordable housing units, and preventing individuals and families who were recently homeless from becoming homeless again

The goal of ending chronic homelessness has been approached through the dual strategy of affordable housing and supportive services. The Flint/Genesee County Continuum of Care has a number of sources

of permanent housing placement for the homeless in the Flint/Genesee County area. Permanent Housing for homeless persons or families is long-term and safe, decent, and affordable. It is generally community based, private market housing designed to enable the homeless person or family to live as independently as possible in a permanent setting.

However, it may include projects specifically developed for homeless individuals and families. This includes housing units available to the broader community and may or may not be subsidized. Such housing may be combined with the provision of supportive services provided by the organization managing the housing or coordinated by the applicant and provided by other public or private service agencies.

When services are combined with housing, the project is referred to as permanent supportive housing, which is generally provided to homeless persons with disabilities, primarily serving individuals and members of their household who have serious mental illnesses, chronic substance abuse problems, physical disabilities, or AIDS and related diseases. Supportive services are provided on site or coordinated through partnering agencies. Rental subsidies are encouraged but not always available. Rent is generally based on a percentage of the household income. Permanent supportive housing enables special needs populations to live as independently as possible in a permanent setting and can be provided in multi-family structures or scattered site apartments.

When possible, the City of Flint continued to support organizations that provide permanent housing to homeless persons and families.

CR-30 - Public Housing 91.220(h); 91.320(j)

Actions taken to address the needs of public housing

The mission of the FHC is to provide the Flint community with quality, affordable housing that is decent, well maintained, and free from drugs and violent crime. The mission is supported by key objectives that include: building livable communities composed of a diverse range of incomes; creating an environment that will nurture and support strong parental roles that demonstrate increased self-sufficiency and lead to economic gains for families.

Through the Choice Neighborhoods (CN) Implementation program, the City has been partnering with the Flint Housing Commission (FHC) in developing and implementing phase I of the CN program. This action supports the residents of the Flint Housing Commission Atherton East development in meeting the objectives identified above.

As the process continues to move forward, the City will work in partnership with Atherton East staff, residents, and the developer (Norstar Development, USA) on Phase I of this project. Construction will begin in August of 2019, and Phase II of the project is slated to break ground in early 2020.

In the next program year, CDBG funding will be used to support a Community Police Officer that will work within the Choice Neighborhood boundaries (where several public housing developments are located). The officer will work with residents to address safety concerns in the area, and create community partnerships with residents and business owners. This will encourage resident engagement in problem solving exercises, and help to proactively address conditions that create public safety issues.

Actions taken to encourage public housing residents to become more involved in management and participate in homeownership

As a part of the Choice Neighborhoods Implementation process, an informed draft relocation plan was established with the direct involvement of the 100 residents and families residing in Atherton East. As the project moves forward, community outreach and consultations with residents continues to be a core component of this effort.

Actions taken to provide assistance to troubled PHAs

The most recent assessment of the Flint Housing Commission (2016) resulted in an upgraded status through the HUD Public Housing Assessment System. FHC's status changed from "troubled" to "substandard management", which means it received a failing score in its management assessment but, overall, a passing score. The City continues its support of the Flint Housing Commission, particularly through the Choice Neighborhoods Program. With Atherton East receiving one of the lowest inspection

scores of the Flint Housing Properties, the relocation of residents to the newly constructed development should only help to improve the status of the FHC. When opportunities become available to coordinate resources, enhance neighborhood safety, and provide technical assistance to the FHC, the City is willing to partner with this community resource.

CR-35 - Other Actions 91.220(j)-(k); 91.320(i)-(j)

Actions taken to remove or ameliorate the negative effects of public policies that serve as barriers to affordable housing such as land use controls, tax policies affecting land, zoning ordinances, building codes, fees and charges, growth limitations, and policies affecting the return on residential investment. 91.220 (j); 91.320 (i)

In 2016 the City of Flint's Community and Economic Development division created and adopted a housing investment strategy meant to guide the investment of the City of Flint's limited funds for housing (from HOME and CDBG) to incentivize projects that would leverage other similar investments both by nonprofit and for profit developers. This housing investment strategy encompasses many of the goals listed in the Housing and Neighborhoods Implementation Matrix located within the City of Flint Master Plan, and within priorities outlined in the Consolidated Plan. It primarily focuses on allocating federal resources for affordable housing development, but also incorporates strategies and programs that support residents remaining in their homes, as well as assisting low-and-moderate income households achieve homeownership through the establishment of an affordable housing revolving loan fund that can be used for acquisition and renovation financing. These strategies, along with other City initiatives, will help to eliminate barriers to affordable housing.

Actions taken to address obstacles to meeting underserved needs. 91.220(k); 91.320(j)

Priorities for funding in the Consolidated Plan were determined by many sources of public input. One of the primary sources was the Imagine Flint Master Plan which convened over 5000 people over a period of two years and culminated in the development of a comprehensive place-based plan addressing far more than land use.

The City continues to seek additional funding to address the significant gap in available resources. In 2018, the City of Flint was awarded a \$30 million grant from HUD in order to address substandard housing at one of Flint's largest public housing complexes. The creation of these new affordable housing units, along with being better situated near community resources, will help address the needs of this underserved population.

It continues to be critical for the City of Flint to receive additional financial support to mitigate the impact of the Flint Water Crisis. Funds are still needed to not only replace damaged public and private infrastructure, but also to assist Flint youth who may experience developmental impacts due to lead exposure.

Actions taken to reduce lead-based paint hazards. 91.220(k); 91.320(j)

The City of Flint ensures that all of its federally funded housing programs are in full compliance with the lead-based paint hazard regulations (24 CFR Part 35). This includes directing low- and moderate-income households to the appropriate resources for lead paint inspection, testing, and abatement of lead-based

hazards; primarily, this has been the State of Michigan HHS Lead Free Home Program. Entitlement funding continues to be used to provide lead abatement and mitigation services to help eliminate and prevent exposure to lead hazards.

Actions taken to reduce the number of poverty-level families. 91.220(k); 91.320(j)

The City of Flint acknowledges the need to address poverty throughout the community. According to the 2013-2017 ACS, the percentage of individuals in poverty within the City of Flint is 41.2%.

The City strives to reduce the number of families that are below the poverty line, and continues to utilize the following strategies to reduce the number of poverty level families:

- Provide financial support to organizations offering necessary services, such as food, senior services, and counseling programs for extremely low-income persons.
- Continue to provide assistance to extremely low-income households in the improvement of their residences through the City's CDBG-funded Housing Rehabilitation.
- Provide homeownership programs to support homeownership and the accumulation of equity.
- Lead-based paint abatement to address child lead poisoning, which can affect future employment and earning capabilities.
- Fund infrastructure improvements (street, water main, sidewalk, etc.) to enhance neighborhoods and increase property values, while raising the pride of the residents as well as encouraging the introduction of economic development into distressed and impoverished areas.
- Provide financial support to organizations, which provide referrals to special needs persons, such as the Community Action Agency.
- Continue to work with the State of Michigan in the replacement of lead water leads that have caused a higher level of lead within drinking water.
- Economic development programs aimed at developing job training and employability skills.
- Support youth and childcare programs, which provide mentoring and role models for children, and additionally helps parents secure and keep employment.

Actions taken to develop institutional structure. 91.220(k); 91.320(j)

The City of Flint's institutional structure includes private firms, nonprofit agencies, and local and state agencies.

The lead agency is the City of Flint Planning and Development Department – Division of Community and Economic Development (DCED). DCED, acting as the lead agency, met with various City departments and outside agencies to gain input on the annual needs, enhance coordination of services, prevent duplication of service, and resolve issues within the interagency institutional structure. These divisions and departments carry out objectives related to housing and community development. Additionally, there are multiple nonprofit organizations that provide a range of public services including programs to reduce homelessness and for non-homeless special needs populations. The Flint/Genesee County

Continuum of Care (CoC) is a federally mandated body of homelessness service providers. The CoC works in partnership with the Michigan State Housing Development Authority (MSHDA) and the United States Department of Housing and Urban Development (HUD) towards the common goal of ending homelessness in the United States within 10 years. Each year the Flint/Genesee County CoC applies for funding to support local efforts to prevent and end homelessness.

The Flint Housing Commission, the local Public Housing Authority, will continue to provide assistance to renter households through its public housing and Section 8 programs. Additionally, the Housing Commission provides necessary support services to renters including elderly renters, when available.

The Michigan State Housing Development Agency (MSHDA) provides an important support vehicle through both funding and direct technical assistance. Genesee County government is another important partner. The County provides a number of services through the Genesee County Metropolitan Planning Commission, Genesee County Land Bank, Genesee County Department of Human Services, Genesee County Community Mental Health Department, and Genesee County Youth Corporation.

Actions taken to enhance coordination between public and private housing and social service agencies. 91.220(k); 91.320(j)

The City of Flint works with many agencies to enhance coordination including local, state, and federal stakeholders. A primary example is the City's collaboration with the Flint Housing Commission in winning a HUD Implementation Grant for the Choice Neighborhoods program.

The City of Flint has many initiatives underway to continue the positive momentum gained with the adoption of the long overdue Imagine Flint Master Plan. Over the course of the next year, the Department will continue to work with our residents, as well as other local, state, and federal partners to maximize efforts towards inclusion, equity, justice, and transparency.

Current partners:

Public Institutions are: State of Michigan; Michigan State Housing Development Authority (MSHDA); Economic Development Corporation (EDC) ; City of Flint Departments and agencies; HUD Field Office, Detroit, Michigan; Flint Housing Commission; Genesee County; Metropolitan Planning Commission; Land Bank; Department of Human Services ; Community Mental Health Department; Continuum of Care; Hurley Medical Center.

NGO/Non-Profit Institutions are: Local banks and financial institutions; Flint Area Association of Realtors; Genesee Landlords Association; Private developers, builders, appraisers and other real-estate professionals; Non-Profit Institutions ; Legal Services of Eastern Michigan ; Disability Network; University of Michigan-Flint ; Mott Community College; Metro Community Development ; Shelter of Flint ; Flint River Corridor Alliance ; YWCA of Greater Flint ; Uptown Reinvestment Corporation; Community Foundation of Greater Flint; United Way; Career Alliance, Inc.; Valley Area

Agency on Aging My Brother's Keeper; REACH; Ennis Center.

Local Initiatives Support Corporation (LISC) (State and National offices) are:

Genesee County Habitat for Humanity; Court Street Village Housing Corporation; C. S. Mott Foundation; Ruth Mott Foundation.

Identify actions taken to overcome the effects of any impediments identified in the jurisdictions analysis of impediments to fair housing choice. 91.520(a)

Genesee County still holds its unfortunate distinction as one of the most segregated areas in the country, and the most segregated in Michigan. In addition, segregation based upon disability is emerging as a fairness issue as well. During program year 2018, the City awarded funding to Legal Services of Eastern Michigan to provide housing discrimination testing services to residents in the City. The City also awarded funding to LSEM for its education advocacy program, which focuses on youth with disabilities which in some cases are tied to the Flint Water Crisis.

In the next program year, the City will partner with both the County and the Flint Housing Commission on a regional Assessment of Fair Housing (AFH) to raise awareness of fair housing rights and illegal discrimination and increase low-income residents' access to safe decent and stable housing.

CR-40 - Monitoring 91.220 and 91.230

Describe the standards and procedures used to monitor activities carried out in furtherance of the plan and used to ensure long-term compliance with requirements of the programs involved, including minority business outreach and the comprehensive planning requirements

The City of Flint has adopted policies and procedures in HOME, CDBG and ESG, through the ESG Primer, to address programmatic specifications. In addition to providing agencies with Standard Operating Procedures, Policies and Procedures, and detailed subrecipient agreements, the City of Flint will also continue to provide on-going technical assistance to agencies. CED staff monitors compliance by way of desk monitoring on a monthly basis, or with on-site monitoring, whichever is deemed necessary based on agency capacity and risk assessment.

The City requires subrecipients to solicit bids in a newspaper of general circulation. The notification itself encourages minority and women owned businesses to apply. The State of Michigan Disadvantaged Business Enterprise list is used as a reference in identifying businesses that may meet the requirements of MBE/WBE in the bid or quote solicitation process.

Citizen Participation Plan 91.105(d); 91.115(d)

Describe the efforts to provide citizens with reasonable notice and an opportunity to comment on performance reports.

Citizen Participation is a valuable and essential component of Housing and Community Development (Consolidated) programs. The knowledge and motivation of the community aids the development, implementation, and evaluation of programs that are responsive to community needs. The City is committed to full and meaningful citizen participation. This Citizen Participation Plan describes the means by which the City of Flint will provide for citizen participation for Housing and Community Development programs.

The City published an advertisement in The Flint Journal which advised that the CAPER was available for review and comments. The CAPER was made available for review in several locations, including the public library, County planning offices, the City's Clerks office, DCED's office, and on the City's website. Comments could be made during the 15-day comment period either in writing by mail or email, or verbally in DCED's office, by phone, or at a meeting of the City Council.

CR-45 - CDBG 91.520(c)

Specify the nature of, and reasons for, any changes in the jurisdiction's program objectives and indications of how the jurisdiction would change its programs as a result of its experiences.

The City remains committed to leveraging its grant dollars in strategic areas to continue to assist in the recovery of the City of Flint. In an effort to meet commitment, expenditure, and timeliness deadlines, the City will also prioritize shovel ready projects and activities that are in the implementation phase. This focus will continue to be on mixed income housing, economic development activities and public services that address the needs of our population as Flint continues to recover both from the water crisis and the economic crisis that preceeded it.

Does this Jurisdiction have any open Brownfields Economic Development Initiative (BEDI) grants?

No

[BEDI grantees] Describe accomplishments and program outcomes during the last year.

CR-50 - HOME 91.520(d)

Include the results of on-site inspections of affordable rental housing assisted under the program to determine compliance with housing codes and other applicable regulations

Please list those projects that should have been inspected on-site this program year based upon the schedule in §92.504(d). Indicate which of these were inspected and a summary of issues that were detected during the inspection. For those that were not inspected, please indicate the reason and how you will remedy the situation.

Shelter of Flint: 1700 Delaware, 1706 Delaware, 1912 Maryland, 1923 Delaware, 2002 Maryland Apt 1 & 2, 2115 Delaware, 2601 Burns- Income verifications have been received on these units. Scheduling of inspections is pending.

Flint Housing Commission: 2901-2911 Kleinpell, 2922 Kleinpell, 2922 Kleinpell, 2924 Kleinpell, 2925 Stonegate, 2926 Kleinpell, 2927 Stonegate, 2928 Stonegate, 2929 Stonegate, 2930 Kleinpell, 2931 Stonegate, 2932 Kleinpell, 2933 Stonegate, 2935 Stonegate- These are units in the Atherton East Apartments which currently have a high vacancy rate, as well as are a part of the Choice Neighborhoods Implementation grant for relocation of Atherton East Residents. TA will be sought on the proper handling of these units due to the anticipated complexity.

Berridge Place, LLC: 421 Garland, Apts. 102, 106, 201, 202, 203, 205, 302, 303, 304, 305- Property was fully complied in 2016, the 3-year inspection date is pending scheduling with the Building Inspections Division 09/17/2019.

First Street Lofts: 460 S Saginaw Apts. 402, 043, 502, 503- Property was fully complied in 2016, the 3-year inspection date is pending set-up with the Building Inspections Division.

Genesee County Land Bank: 616 W University and 618 W University- Property was fully complied in 2016, the 3-year inspection date is pending set-up with the Building Inspections Division.

Swayze Court Apartments- Income verifications received, scheduling of inspections pending with the Building and Safety Inspections office.

Petros Gheresus: 1204 W University/1206 W University, 1208 W University - FNIPP was sub-recipient and funded this rental rehab. FNIPP is in process of dissolution and not actively partaking in the sub-recipient role. The owner believes he is out of the affordability period, however, no benefit data has been supplied for these units- they have been inspected previously, however, and complied with property standards.

Barnhart/Schipani Trust: 433 W 4th St- FNIPP was sub-recipient and funded this rental rehab. FNIPP is in process of dissolution and not actively partaking in the sub-recipient role. The owner believes he is out of the affordability period, however, no benefit data has ever been supplied.

Colette Lewis: 626 Begole- FNIPP was sub-recipient and funded this rental rehab. FNIPP is in process of dissolution currently. The owner of property is non-compliant, thus legal action will be pursued

Avon Park: 1210 Lapeer Road- Property inspected and complied on 6/28/2019.

**Provide an assessment of the jurisdiction's affirmative marketing actions for HOME units.
92.351(b)**

The City of Flint continuously seeks to utilize those firms, institutions, and individuals that are minority and/or women owned. It is our policy to encourage our subrecipient agencies to do the same and have established a MBE/WBE policy guidance for those receiving funds. Contract language speaking to MBE/WBE is also included in each contract.

Refer to IDIS reports to describe the amount and use of program income for projects, including the number of projects and owner and tenant characteristics

There is minimal Program income that is a result of fees charged by the sub-recipient agency, Court Street Village, in the administration of their roof repair program, in addition to Mortgages that the City holds. Program income that is receipted into IDIS is used to pay for eligible HOME or CDBG uses by qualified agencies to carry out activities that benefit low- to moderate-income residents of the City of Flint.

**Describe other actions taken to foster and maintain affordable housing. 91.220(k) (STATES ONLY: Including the coordination of LIHTC with the development of affordable housing).
91.320(j)**

The City of Flint continues to support Fair Housing efforts through the funding of Legal Services of Eastern Michigan for Fair Housing testing and enforcement services to low- and moderate-income residents in the City. Facilitating the application process for the award of Payment in Lieu of Taxes (PILOT) for affordable housing providers in the City of Flint to ensure more long-term sustainability for affordable housing projects is one of the many actions the department takes. Participation in focus groups on affordable housing and equitable development within the City is one of the other major actions that the department undertakes to foster and maintain the availability of affordable housing in the City of Flint.

CR-60 - ESG 91.520(g) (ESG Recipients only)

ESG Supplement to the CAPER in *e-snaps*

For Paperwork Reduction Act

1. Recipient Information—All Recipients Complete

Basic Grant Information

Recipient Name	FLINT
Organizational DUNS Number	072780067
EIN/TIN Number	386004611
Identify the Field Office	DETROIT
Identify CoC(s) in which the recipient or subrecipient(s) will provide ESG assistance	Flint/Genesee County CoC

ESG Contact Name

Prefix	Ms
First Name	Glenda
Middle Name	R
Last Name	Dunlap
Suffix	0
Title	Program Manager

ESG Contact Address

Street Address 1	1101 S Saginaw St.
Street Address 2	Room S-8
City	Flint
State	MI
ZIP Code	-
Phone Number	8107667426
Extension	3020
Fax Number	8107667351
Email Address	gdunlap@cityofflint.com

ESG Secondary Contact

Prefix
First Name
Last Name
Suffix
Title
Phone Number
Extension
Email Address

2. Reporting Period—All Recipients Complete

Program Year Start Date	07/01/2018
Program Year End Date	06/30/2019

3a. Subrecipient Form – Complete one form for each subrecipient

Subrecipient or Contractor Name: SHELTER OF FLINT

City: Flint

State: MI

Zip Code: 48503, 3620

DUNS Number: 186911152

Is subrecipient a victim services provider: N

Subrecipient Organization Type: Other Non-Profit Organization

ESG Subgrant or Contract Award Amount: 176753.88

Subrecipient or Contractor Name: GENESEE COUNTY YOUTH CORPORATION

City: Flint

State: MI

Zip Code: 48502, 1010

DUNS Number: 163904600

Is subrecipient a victim services provider: N

Subrecipient Organization Type: Other Non-Profit Organization

ESG Subgrant or Contract Award Amount: 35000

Subrecipient or Contractor Name: MY BROTHER'S KEEPER

City: Flint

State: MI

Zip Code: 48503, 5641

DUNS Number: 361170116

Is subrecipient a victim services provider: N

Subrecipient Organization Type: Other Non-Profit Organization

ESG Subgrant or Contract Award Amount: 35000

Subrecipient or Contractor Name: YWCA OF GREATER FLINT

City: Flint

State: MI

Zip Code: 48502, 1711

DUNS Number: 099659806

Is subrecipient a victim services provider: N

Subrecipient Organization Type: Other Non-Profit Organization

ESG Subgrant or Contract Award Amount: 25000

CR-65 - Persons Assisted

4. Persons Served

4a. Complete for Homelessness Prevention Activities

Number of Persons in Households	Total
Adults	0
Children	0
Don't Know/Refused/Other	0
Missing Information	0
Total	0

Table 16 – Household Information for Homeless Prevention Activities

4b. Complete for Rapid Re-Housing Activities

Number of Persons in Households	Total
Adults	0
Children	0
Don't Know/Refused/Other	0
Missing Information	0
Total	0

Table 17 – Household Information for Rapid Re-Housing Activities

4c. Complete for Shelter

Number of Persons in Households	Total
Adults	0
Children	0
Don't Know/Refused/Other	0
Missing Information	0
Total	0

Table 18 – Shelter Information

4d. Street Outreach

Number of Persons in Households	Total
Adults	0
Children	0
Don't Know/Refused/Other	0
Missing Information	0
Total	0

Table 19 – Household Information for Street Outreach

4e. Totals for all Persons Served with ESG

Number of Persons in Households	Total
Adults	0
Children	0
Don't Know/Refused/Other	0
Missing Information	0
Total	0

Table 20 – Household Information for Persons Served with ESG

5. Gender—Complete for All Activities

	Total
Male	0
Female	0
Transgender	0
Don't Know/Refused/Other	0
Missing Information	0
Total	0

Table 21 – Gender Information

6. Age—Complete for All Activities

	Total
Under 18	0
18-24	0
25 and over	0
Don't Know/Refused/Other	0
Missing Information	0
Total	0

Table 22 – Age Information

7. Special Populations Served—Complete for All Activities

Number of Persons in Households				
Subpopulation	Total	Total Persons Served – Prevention	Total Persons Served – RRH	Total Persons Served in Emergency Shelters
Veterans	0	0	0	0
Victims of Domestic Violence	0	0	0	0
Elderly	0	0	0	0
HIV/AIDS	0	0	0	0
Chronically Homeless	0	0	0	0
Persons with Disabilities:				
Severely Mentally Ill	0	0	0	0
Chronic Substance Abuse	0	0	0	0
Other Disability	0	0	0	0
Total (Unduplicated if possible)	0	0	0	0

Table 23 – Special Population Served

CR-70 – ESG 91.520(g) - Assistance Provided and Outcomes

10. Shelter Utilization

Number of New Units - Rehabbed	0
Number of New Units - Conversion	0
Total Number of bed-nights available	53,655
Total Number of bed-nights provided	37,598
Capacity Utilization	70.07%

Table 24 – Shelter Capacity

11. Project Outcomes Data measured under the performance standards developed in consultation with the CoC(s)

Data quality is a vital component of programming. HMIS data is entered on an ongoing basis, consistent with required data elements defined by MCAH and adopted by the CoC. It is the goal of each agency to enter all client in-take information on a daily basis. Due to the constraints of non-profit staffing, exceptions to this goal may occur based on staff time off (scheduled or unscheduled) as well as changes in HMIS trained staff. HMIS data report cards reflect quality data input according to the Universal Data Elements.

CR-75 – Expenditures

11. Expenditures

11a. ESG Expenditures for Homelessness Prevention

	Dollar Amount of Expenditures in Program Year		
	2016	2017	2018
Expenditures for Rental Assistance	0	0	0
Expenditures for Housing Relocation and Stabilization Services - Financial Assistance	0	0	0
Expenditures for Housing Relocation & Stabilization Services - Services	0	0	0
Expenditures for Homeless Prevention under Emergency Shelter Grants Program	0	11,866	40,692
Subtotal Homelessness Prevention	0	11,866	40,692

Table 25 – ESG Expenditures for Homelessness Prevention

11b. ESG Expenditures for Rapid Re-Housing

	Dollar Amount of Expenditures in Program Year		
	2016	2017	2018
Expenditures for Rental Assistance	0	0	0
Expenditures for Housing Relocation and Stabilization Services - Financial Assistance	0	0	0
Expenditures for Housing Relocation & Stabilization Services - Services	0	0	0
Expenditures for Homeless Assistance under Emergency Shelter Grants Program	0	13,053	15,478
Subtotal Rapid Re-Housing	0	13,053	15,478

Table 26 – ESG Expenditures for Rapid Re-Housing

11c. ESG Expenditures for Emergency Shelter

	Dollar Amount of Expenditures in Program Year		
	2016	2017	2018
Essential Services	0	221,786	302,788
Operations	0	0	0
Renovation	0	0	0

Major Rehab	0	0	0
Conversion	0	0	0
Subtotal	0	221,786	302,788

Table 27 – ESG Expenditures for Emergency Shelter

11d. Other Grant Expenditures

	Dollar Amount of Expenditures in Program Year		
	2016	2017	2018
Street Outreach	0	0	0
HMIS	0	2,774	15,250
Administration	0	18,488	35,941

Table 28 - Other Grant Expenditures

11e. Total ESG Grant Funds

Total ESG Funds Expended	2016	2017	2018
	0	267,967	410,149

Table 29 - Total ESG Funds Expended

11f. Match Source

	2016	2017	2018
Other Non-ESG HUD Funds	0	0	0
Other Federal Funds	0	0	0
State Government	0	0	0
Local Government	0	0	0

Private Funds	0	0	0
Other	0	0	0
Fees	0	0	0
Program Income	0	0	0
Total Match Amount	0	0	0

Table 30 - Other Funds Expended on Eligible ESG Activities

11g. Total

Total Amount of Funds Expended on ESG Activities	2016	2017	2018
	0	267,967	410,149

Table 31 - Total Amount of Funds Expended on ESG Activities



Office of Community Planning and Development
U.S. Department of Housing and Urban Development
Integrated Disbursement and Information System
PR26 - CDBG Financial Summary Report
Program Year 2018
FLINT , MI

DATE: 09-30-19
TIME: 15:17
PAGE: 1

PART I: SUMMARY OF CDBG RESOURCES

01 UNEXPENDED CDBG FUNDS AT END OF PREVIOUS PROGRAM YEAR	3,718,431.41
02 ENTITLEMENT GRANT	3,872,807.00
03 SURPLUS URBAN RENEWAL	0.00
04 SECTION 108 GUARANTEED LOAN FUNDS	0.00
05 CURRENT YEAR PROGRAM INCOME	500.00
05a CURRENT YEAR SECTION 108 PROGRAM INCOME (FOR SI TYPE)	0.00
06 FUNDS RETURNED TO THE LINE-OF-CREDIT	0.00
06a FUNDS RETURNED TO THE LOCAL CDBG ACCOUNT	0.00
07 ADJUSTMENT TO COMPUTE TOTAL AVAILABLE	0.00
08 TOTAL AVAILABLE (SUM, LINES 01-07)	7,591,738.41

PART II: SUMMARY OF CDBG EXPENDITURES

09 DISBURSEMENTS OTHER THAN SECTION 108 REPAYMENTS AND PLANNING/ADMINISTRATION	3,705,653.01
10 ADJUSTMENT TO COMPUTE TOTAL AMOUNT SUBJECT TO LOW/MOD BENEFIT	0.00
11 AMOUNT SUBJECT TO LOW/MOD BENEFIT (LINE 09 + LINE 10)	3,705,653.01
12 DISBURSED IN IDIS FOR PLANNING/ADMINISTRATION	637,131.57
13 DISBURSED IN IDIS FOR SECTION 108 REPAYMENTS	0.00
14 ADJUSTMENT TO COMPUTE TOTAL EXPENDITURES	0.00
15 TOTAL EXPENDITURES (SUM, LINES 11-14)	4,342,784.58
16 UNEXPENDED BALANCE (LINE 08 - LINE 15)	3,248,953.83

PART III: LOWMOD BENEFIT THIS REPORTING PERIOD

17 EXPENDED FOR LOW/MOD HOUSING IN SPECIAL AREAS	0.00
18 EXPENDED FOR LOW/MOD MULTI-UNIT HOUSING	0.00
19 DISBURSED FOR OTHER LOW/MOD ACTIVITIES	3,335,576.80
20 ADJUSTMENT TO COMPUTE TOTAL LOW/MOD CREDIT	0.00
21 TOTAL LOW/MOD CREDIT (SUM, LINES 17-20)	3,335,576.80
22 PERCENT LOW/MOD CREDIT (LINE 21/LINE 11)	90.01%

LOW/MOD BENEFIT FOR MULTI-YEAR CERTIFICATIONS

23 PROGRAM YEARS(PY) COVERED IN CERTIFICATION	PY: 2018 PY: 2019 PY: 2020
24 CUMULATIVE NET EXPENDITURES SUBJECT TO LOW/MOD BENEFIT CALCULATION	3,702,763.01
25 CUMULATIVE EXPENDITURES BENEFITING LOW/MOD PERSONS	3,332,686.80
26 PERCENT BENEFIT TO LOW/MOD PERSONS (LINE 25/LINE 24)	90.01%

PART IV: PUBLIC SERVICE (PS) CAP CALCULATIONS

27 DISBURSED IN IDIS FOR PUBLIC SERVICES	710,651.91
28 PS UNLIQUIDATED OBLIGATIONS AT END OF CURRENT PROGRAM YEAR	318,678.21
29 PS UNLIQUIDATED OBLIGATIONS AT END OF PREVIOUS PROGRAM YEAR	622,562.99
30 ADJUSTMENT TO COMPUTE TOTAL PS OBLIGATIONS	0.00
31 TOTAL PS OBLIGATIONS (LINE 27 + LINE 28 - LINE 29 + LINE 30)	406,767.13
32 ENTITLEMENT GRANT	3,872,807.00
33 PRIOR YEAR PROGRAM INCOME	0.00
34 ADJUSTMENT TO COMPUTE TOTAL SUBJECT TO PS CAP	0.00
35 TOTAL SUBJECT TO PS CAP (SUM, LINES 32-34)	3,872,807.00
36 PERCENT FUNDS OBLIGATED FOR PS ACTIVITIES (LINE 31/LINE 35)	10.50%

PART V: PLANNING AND ADMINISTRATION (PA) CAP

37 DISBURSED IN IDIS FOR PLANNING/ADMINISTRATION	637,131.57
38 PA UNLIQUIDATED OBLIGATIONS AT END OF CURRENT PROGRAM YEAR	759,992.42
39 PA UNLIQUIDATED OBLIGATIONS AT END OF PREVIOUS PROGRAM YEAR	622,562.99
40 ADJUSTMENT TO COMPUTE TOTAL PA OBLIGATIONS	0.00
41 TOTAL PA OBLIGATIONS (LINE 37 + LINE 38 - LINE 39 +LINE 40)	774,561.00
42 ENTITLEMENT GRANT	3,872,807.00
43 CURRENT YEAR PROGRAM INCOME	500.00
44 ADJUSTMENT TO COMPUTE TOTAL SUBJECT TO PA CAP	0.00
45 TOTAL SUBJECT TO PA CAP (SUM, LINES 42-44)	3,873,307.00
46 PERCENT FUNDS OBLIGATED FOR PA ACTIVITIES (LINE 41/LINE 45)	20.00%



Office of Community Planning and Development
U.S. Department of Housing and Urban Development
Integrated Disbursement and Information System
PR26 - CDBG Financial Summary Report
Program Year 2018
FLINT , MI

DATE: 09-30-19
TIME: 15:17
PAGE: 2

LINE 17 DETAIL: ACTIVITIES TO CONSIDER IN DETERMINING THE AMOUNT TO ENTER ON LINE 17

Report returned no data.

LINE 18 DETAIL: ACTIVITIES TO CONSIDER IN DETERMINING THE AMOUNT TO ENTER ON LINE 18

Report returned no data.

LINE 19 DETAIL: ACTIVITIES INCLUDED IN THE COMPUTATION OF LINE 19

Plan Year	IDIS Project	IDIS Activity	Voucher Number	Activity Name	Matrix Code	National Objective	Drawn Amount
2015	14	2561	6243963	McKinley Community Center improvements 15-140	03E	LMA	\$855.00
2015	14	2561	6243965	McKinley Community Center improvements 15-140	03E	LMA	\$4,364.68
2015	14	2561	6243967	McKinley Community Center improvements 15-140	03E	LMA	\$47,032.49
2015	14	2677	6227915	Evergreen Community Center/Boiler 18-043	03E	LMA	\$20,000.00
2015	14	2677	6268544	Evergreen Community Center/Boiler 18-043	03E	LMA	\$22,800.00
2017	17	2690	6255973	McKinley Comm Center Improve 17-092	03E	LMA	\$8,655.32
2017	17	2690	6255974	McKinley Comm Center Improve 17-092	03E	LMA	\$945.00
					03E	Matrix Code	\$104,652.49
2014	18	2722	6216520	Eldorado Vista Improvements 14-067	03F	LMA	\$7,320.00
2014	18	2723	6216520	Brennan Park Improvement, 14-067	03F	LMA	\$7,320.00
2015	14	2587	6247380	Parks Facilities McKinley, 15-139	03F	LMA	\$22,201.25
2015	14	2724	6247380	Farnumwood Park, 15-139 Improvements	03F	LMA	\$10,126.93
2017	32	2679	6247378	PARKS improvement, McKinley FHUD18	03F	LMA	\$4,384.75
2017	32	2728	6247378	Farnumwood Park, 17-093 Improvements	03F	LMA	\$2,000.07
					03F	Matrix Code	\$53,353.00
2014	32	2696	6251516	Rescue Squad, Reprogrammed ROY 200K	03O	LMA	\$200,000.00
2017	16	2672	6195938	COF Fire Department Pers Prot Equip	03O	LMA	\$6,150.00
2017	16	2672	6209851	COF Fire Department Pers Prot Equip	03O	LMA	\$23,850.00
2018	27	2720	6298950	COF Fire Department Pers Prot Equip 18-081	03O	LMA	\$40,537.00
2018	27	2738	6259046	Fire Truck, 19-018	03O	LMA	\$900,000.00
					03O	Matrix Code	\$1,170,537.00
2017	15	2670	6227862	GCLB, Res/Comm Demolition 17-086	04	LMA	\$215,262.54
2017	15	2670	6241707	GCLB, Res/Comm Demolition 17-086	04	LMA	\$123,766.68
2017	15	2670	6241712	GCLB, Res/Comm Demolition 17-086	04	LMA	\$831.80
2017	15	2670	6241713	GCLB, Res/Comm Demolition 17-086	04	LMA	\$2,153.49
2017	15	2670	6256019	GCLB, Res/Comm Demolition 17-086	04	LMA	\$1,104.75
2017	15	2670	6259960	GCLB, Res/Comm Demolition 17-086	04	LMA	\$907.89
2017	15	2670	6269035	GCLB, Res/Comm Demolition 17-086	04	LMA	\$927.68
2017	15	2670	6279829	GCLB, Res/Comm Demolition 17-086	04	LMA	\$1,315.22
2017	15	2670	6287501	GCLB, Res/Comm Demolition 17-086	04	LMA	\$6,456.39
					04	Matrix Code	\$352,726.44
2017	29	2665	6201520	Hasslebring Senior Center 17-078	05A	LMC	\$1,000.00
2017	29	2665	6201600	Hasslebring Senior Center 17-078	05A	LMC	\$2,272.49
2017	29	2665	6201644	Hasslebring Senior Center 17-078	05A	LMC	\$5,227.50
2017	29	2665	6205537	Hasslebring Senior Center 17-078	05A	LMC	\$1,500.01
2017	30	2656	6195697	Brennan Elm Park Senior Transition 17-079	05A	LMC	\$735.00
2017	30	2656	6201520	Brennan Elm Park Senior Transition 17-079	05A	LMC	\$1,094.91
2017	30	2656	6205537	Brennan Elm Park Senior Transition 17-079	05A	LMC	\$874.37
2017	30	2656	6227915	Brennan Elm Park Senior Transition 17-079	05A	LMC	\$124.79
2017	30	2656	6241716	Brennan Elm Park Senior Transition 17-079	05A	LMC	\$43.73
2018	17	2712	6300630	VAAA meal Delivery 18-071	05A	LMC	\$4,310.00
2018	17	2712	6300632	VAAA meal Delivery 18-071	05A	LMC	\$4,772.50
2018	17	2712	6300633	VAAA meal Delivery 18-071	05A	LMC	\$4,565.00
2018	17	2712	6300634	VAAA meal Delivery 18-071	05A	LMC	\$4,357.50
2018	17	2712	6300636	VAAA meal Delivery 18-071	05A	LMC	\$4,357.50
2018	17	2712	6300638	VAAA meal Delivery 18-071	05A	LMC	\$4,150.00
2018	17	2712	6300639	VAAA meal Delivery 18-071	05A	LMC	\$4,150.00



Office of Community Planning and Development
U.S. Department of Housing and Urban Development
Integrated Disbursement and Information System
PR26 - CDBG Financial Summary Report
Program Year 2018
FLINT , MI

DATE: 09-30-19
TIME: 15:17
PAGE: 3

Plan Year	IDIS Project	IDIS Activity	Voucher Number	Activity Name	Matrix Code	National Objective	Drawn Amount
2018	17	2712	6300640	VAAA meal Delivery 18-071	05A	LMC	\$4,565.00
2018	17	2712	6300641	VAAA meal Delivery 18-071	05A	LMC	\$4,772.50
					05A	Matrix Code	\$52,872.80
2017	5	2649	6201520	LSEM Ed Advocacy, 17-073	05C	LMC	\$1,509.69
2017	5	2649	6201600	LSEM Ed Advocacy, 17-073	05C	LMC	\$2,146.83
2017	5	2649	6205537	LSEM Ed Advocacy, 17-073	05C	LMC	\$1,214.39
2017	5	2649	6227862	LSEM Ed Advocacy, 17-073	05C	LMC	\$614.16
2017	5	2649	6241723	LSEM Ed Advocacy, 17-073	05C	LMC	\$1,828.07
2018	10	2706	6243218	LSEM Education Advocacy 18-065	05C	LMC	\$1,110.19
2018	10	2706	6256022	LSEM Education Advocacy 18-065	05C	LMC	\$546.06
2018	10	2706	6258129	LSEM Education Advocacy 18-065	05C	LMC	\$1,560.58
2018	10	2706	6269032	LSEM Education Advocacy 18-065	05C	LMC	\$788.78
2018	10	2706	6281541	LSEM Education Advocacy 18-065	05C	LMC	\$1,604.03
2018	10	2706	6290832	LSEM Education Advocacy 18-065	05C	LMC	\$1,820.19
					05C	Matrix Code	\$14,742.97
2014	35	2737	6279836	African Drum and Dance, Youth REP	05D	LMC	\$2,257.70
2014	35	2737	6287460	African Drum and Dance, Youth REP	05D	LMC	\$1,100.00
2015	4	2680	6205537	Flint PAL CORP, 17-109	05D	LMC	\$6,125.58
2015	4	2680	6205551	Flint PAL CORP, 17-109	05D	LMC	\$1,678.49
2015	4	2680	6227945	Flint PAL CORP, 17-109	05D	LMC	\$5,220.00
2015	4	2680	6243246	Flint PAL CORP, 17-109	05D	LMC	\$800.00
2015	4	2680	6243253	Flint PAL CORP, 17-109	05D	LMC	\$5,000.00
2015	4	2734	6273127	GCYC Traverse Place, 19-022 Reprog	05D	LMC	\$27,500.00
2015	4	2735	6273141	GCYC Reach 19-021, reprog	05D	LMC	\$14,500.00
2016	4	2597	6272213	Flint P.A.L, 16-078	05D	LMC	\$2,299.62
2016	4	2597	6272217	Flint P.A.L, 16-078	05D	LMC	\$7,211.64
2016	4	2597	6272221	Flint P.A.L, 16-078	05D	LMC	\$4,034.00
2017	1	2645	6195697	Big Brothers Big Sisters FHUD18, 17-070	05D	LMC	\$2,043.04
2017	4	2648	6192489	GCYC Traverse Place, 17-076	05D	LMC	\$4,881.58
2017	4	2648	6209868	GCYC Traverse Place, 17-076	05D	LMC	\$5,846.11
2017	4	2648	6209876	GCYC Traverse Place, 17-076	05D	LMC	\$4,821.49
2017	4	2648	6243251	GCYC Traverse Place, 17-076	05D	LMC	\$5,385.54
2017	4	2648	6243252	GCYC Traverse Place, 17-076	05D	LMC	\$9,043.29
2017	7	2651	6192489	United Way Youth Rec 17-072	05D	LMC	\$5,818.26
2017	7	2651	6201600	United Way Youth Rec 17-072	05D	LMC	\$5,014.57
2017	7	2651	6209851	United Way Youth Rec 17-072	05D	LMC	\$13,655.67
2018	1	2687	6251658	Sustainable Mentoring, BBBS, 18-057	05D	LMC	\$2,915.17
2018	1	2687	6251660	Sustainable Mentoring, BBBS, 18-057	05D	LMC	\$2,412.27
2018	1	2687	6251664	Sustainable Mentoring, BBBS, 18-057	05D	LMC	\$2,805.44
2018	1	2687	6258047	Sustainable Mentoring, BBBS, 18-057	05D	LMC	\$2,339.28
2018	1	2687	6258049	Sustainable Mentoring, BBBS, 18-057	05D	LMC	\$2,928.42
2018	1	2687	6258052	Sustainable Mentoring, BBBS, 18-057	05D	LMC	\$2,791.58
2018	1	2687	6258054	Sustainable Mentoring, BBBS, 18-057	05D	LMC	\$2,575.95
2018	1	2687	6258055	Sustainable Mentoring, BBBS, 18-057	05D	LMC	\$2,774.54
2018	1	2687	6265866	Sustainable Mentoring, BBBS, 18-057	05D	LMC	\$2,796.22
2018	1	2687	6281661	Sustainable Mentoring, BBBS, 18-057	05D	LMC	\$6,345.37
2018	1	2687	6290804	Sustainable Mentoring, BBBS, 18-057	05D	LMC	\$3,591.98
2018	1	2687	6291995	Sustainable Mentoring, BBBS, 18-057	05D	LMC	\$5,723.78
2018	6	2703	6268531	Ennis Center Community Counseling, 18-062	05D	LMC	\$1,395.85
2018	6	2703	6268534	Ennis Center Community Counseling, 18-062	05D	LMC	\$1,679.26
2018	6	2703	6268535	Ennis Center Community Counseling, 18-062	05D	LMC	\$4,959.26
2018	6	2703	6268537	Ennis Center Community Counseling, 18-062	05D	LMC	\$1,799.14
2018	6	2703	6268539	Ennis Center Community Counseling, 18-062	05D	LMC	\$1,675.20
2018	6	2703	6268541	Ennis Center Community Counseling, 18-062	05D	LMC	\$5,345.20
2018	6	2703	6291997	Ennis Center Community Counseling, 18-062	05D	LMC	\$1,845.20
2018	6	2703	6291999	Ennis Center Community Counseling, 18-062	05D	LMC	\$2,879.26



Office of Community Planning and Development
U.S. Department of Housing and Urban Development
Integrated Disbursement and Information System
PR26 - CDBG Financial Summary Report
Program Year 2018
FLINT , MI

DATE: 09-30-19
TIME: 15:17
PAGE: 4

Plan Year	IDIS Project	IDIS Activity	Voucher Number	Activity Name	Matrix Code	National Objective	Drawn Amount
2018	6	2703	6292000	Ennis Center Community Counseling, 18-062	05D	LMC	\$1,979.26
2018	7	2705	6251689	GCYC Traverse Place 18-063 19-001203	05D	LMC	\$1,871.20
2018	7	2705	6251691	GCYC Traverse Place 18-063 19-001203	05D	LMC	\$2,840.23
2018	7	2705	6258130	GCYC Traverse Place 18-063 19-001203	05D	LMC	\$1,595.23
2018	7	2705	6273138	GCYC Traverse Place 18-063 19-001203	05D	LMC	\$1,934.67
2018	7	2705	6287469	GCYC Traverse Place 18-063 19-001203	05D	LMC	\$2,675.32
2018	7	2705	6292007	GCYC Traverse Place 18-063 19-001203	05D	LMC	\$775.76
2018	8	2704	6251707	GCYC Traverse Place, 18-092 19-001202	05D	LMC	\$1,923.95
2018	8	2704	6258134	GCYC Traverse Place, 18-092 19-001202	05D	LMC	\$474.04
2018	8	2704	6258136	GCYC Traverse Place, 18-092 19-001202	05D	LMC	\$240.62
2018	8	2704	6292010	GCYC Traverse Place, 18-092 19-001202	05D	LMC	\$120.59
2018	13	2708	6251672	Floyd J McCree After School 18-093	05D	LMC	\$2,500.00
2018	13	2708	6251674	Floyd J McCree After School 18-093	05D	LMC	\$3,351.92
2018	13	2708	6292011	Floyd J McCree After School 18-093	05D	LMC	\$3,366.00
2018	13	2708	6292012	Floyd J McCree After School 18-093	05D	LMC	\$7,021.00
2018	13	2708	6292013	Floyd J McCree After School 18-093	05D	LMC	\$4,946.82
2018	14	2709	6251680	Flint and Gen Literacy Coalition 18-068	05D	LMC	\$7,418.88
2018	14	2709	6258039	Flint and Gen Literacy Coalition 18-068	05D	LMC	\$17,646.21
2018	14	2709	6258041	Flint and Gen Literacy Coalition 18-068	05D	LMC	\$11,818.52
2018	14	2709	6279839	Flint and Gen Literacy Coalition 18-068	05D	LMC	\$9,547.25
2018	14	2709	6281563	Flint and Gen Literacy Coalition 18-068	05D	LMC	\$3,569.14
2018	16	2711	6259960	United Way Youth Rec 18-070	05D	LMC	\$8,051.03
2018	16	2711	6273131	United Way Youth Rec 18-070	05D	LMC	\$7,794.67
2018	16	2711	6284966	United Way Youth Rec 18-070	05D	LMC	\$6,039.32
2018	16	2711	6291994	United Way Youth Rec 18-070	05D	LMC	\$2,740.16
					05D	Matrix Code	\$308,056.74
2015	30	2699	6258024	MCD, Faith Foundation Rep 18-075	05H	LMC	\$11,583.00
2015	30	2699	6258028	MCD, Faith Foundation Rep 18-075	05H	LMC	\$10,982.50
2015	30	2699	6276342	MCD, Faith Foundation Rep 18-075	05H	LMC	\$2,434.00
					05H	Matrix Code	\$24,999.50
2017	6	2650	6201520	LSEM, Fair Housing 17-074	05J	LMC	\$1,229.65
2017	6	2650	6201600	LSEM, Fair Housing 17-074	05J	LMC	\$1,472.15
2017	6	2650	6205537	LSEM, Fair Housing 17-074	05J	LMC	\$1,834.34
2017	6	2650	6227862	LSEM, Fair Housing 17-074	05J	LMC	\$2,059.14
2017	6	2650	6241695	LSEM, Fair Housing 17-074	05J	LMC	\$2,343.96
2018	11	2707	6243222	LSEM Fair Housing, 18-066	05J	LMC	\$1,804.05
2018	11	2707	6256039	LSEM Fair Housing, 18-066	05J	LMC	\$1,489.95
2018	11	2707	6258003	LSEM Fair Housing, 18-066	05J	LMC	\$1,963.85
2018	11	2707	6269030	LSEM Fair Housing, 18-066	05J	LMC	\$2,970.84
2018	11	2707	6281564	LSEM Fair Housing, 18-066	05J	LMC	\$3,710.20
2018	11	2707	6290717	LSEM Fair Housing, 18-066	05J	LMC	\$1,655.21
					05J	Matrix Code	\$22,533.34
2016	4	2601	6195697	Ennis Center - Mental Health Svcs 16-081	05O	LMC	\$4,230.11
2016	4	2601	6201600	Ennis Center - Mental Health Svcs 16-081	05O	LMC	\$15,258.40
					05O	Matrix Code	\$19,488.51
2015	31	2700	6292014	GCCARD, Utility Assistance, Homelessness	05Q	LMC	\$52,965.10
					05Q	Matrix Code	\$52,965.10
2012	31	2491	6247390	Homeownership Counseling-Metro	05U	LMC	\$525.00
2018	9	2694	6247390	18-064, Homeownership Counseling, GCH4H	05U	LMC	\$3,318.88
2018	9	2694	6258113	18-064, Homeownership Counseling, GCH4H	05U	LMC	\$3,575.98
2018	9	2694	6258126	18-064, Homeownership Counseling, GCH4H	05U	LMC	\$4,052.71
2018	9	2694	6269031	18-064, Homeownership Counseling, GCH4H	05U	LMC	\$6,098.17
2018	9	2694	6281542	18-064, Homeownership Counseling, GCH4H	05U	LMC	\$5,369.24
2018	9	2694	6287498	18-064, Homeownership Counseling, GCH4H	05U	LMC	\$3,881.56
					05U	Matrix Code	\$26,821.54
2016	4	2732	6259960	Faith Foundation Resources HYPE 19-020	05Z	LMC	\$8,818.91



Office of Community Planning and Development
U.S. Department of Housing and Urban Development
Integrated Disbursement and Information System
PR26 - CDBG Financial Summary Report
Program Year 2018
FLINT , MI

DATE: 09-30-19
TIME: 15:17
PAGE: 5

Plan Year	IDIS Project	IDIS Activity	Voucher Number	Activity Name	Matrix Code	National Objective	Drawn Amount
2017	3	2647	6201644	Flint & Genesee Literacy Network 17-075	05Z	LMC	\$2,713.09
2017	3	2647	6201647	Flint & Genesee Literacy Network 17-075	05Z	LMC	\$4,672.87
2017	3	2647	6201649	Flint & Genesee Literacy Network 17-075	05Z	LMC	\$8,294.42
2017	3	2647	6201651	Flint & Genesee Literacy Network 17-075	05Z	LMC	\$23,063.00
2017	3	2647	6201652	Flint & Genesee Literacy Network 17-075	05Z	LMC	\$5,223.96
2017	3	2647	6201653	Flint & Genesee Literacy Network 17-075	05Z	LMC	\$7,034.20
2017	3	2647	6205537	Flint & Genesee Literacy Network 17-075	05Z	LMC	\$6,952.63
2017	3	2647	6216549	Flint & Genesee Literacy Network 17-075	05Z	LMC	\$0.60
2017	3	2647	6216556	Flint & Genesee Literacy Network 17-075	05Z	LMC	\$11,326.25
2017	3	2647	6243245	Flint & Genesee Literacy Network 17-075	05Z	LMC	\$13,444.66
2017	8	2666	6209851	YWCA Safe Center 17-081	05Z	LMC	\$22,542.50
2017	8	2666	6209868	YWCA Safe Center 17-081	05Z	LMC	\$6,781.50
2017	8	2666	6209876	YWCA Safe Center 17-081	05Z	LMC	\$10,676.00
2018	2	2688	6256030	CHEA Academic Training, FHUD19 18-058	05Z	LMC	\$2,025.00
2018	2	2688	6258096	CHEA Academic Training, FHUD19 18-058	05Z	LMC	\$2,293.75
2018	2	2688	6258098	CHEA Academic Training, FHUD19 18-058	05Z	LMC	\$2,875.00
2018	2	2688	6258101	CHEA Academic Training, FHUD19 18-058	05Z	LMC	\$2,650.00
2018	2	2688	6259960	CHEA Academic Training, FHUD19 18-058	05Z	LMC	\$2,693.75
2018	2	2688	6268587	CHEA Academic Training, FHUD19 18-058	05Z	LMC	\$2,525.00
2018	2	2688	6269029	CHEA Academic Training, FHUD19 18-058	05Z	LMC	\$2,412.50
2018	2	2688	6269063	CHEA Academic Training, FHUD19 18-058	05Z	LMC	\$2,312.50
2018	2	2688	6273161	CHEA Academic Training, FHUD19 18-058	05Z	LMC	\$2,000.00
2018	2	2688	6273162	CHEA Academic Training, FHUD19 18-058	05Z	LMC	\$712.50
2018	3	2689	6258069	Post Incarcerated Males, FHUD19 18-059	05Z	LMC	\$1,875.00
2018	3	2689	6258072	Post Incarcerated Males, FHUD19 18-059	05Z	LMC	\$1,931.25
2018	3	2689	6258074	Post Incarcerated Males, FHUD19 18-059	05Z	LMC	\$2,237.50
2018	3	2689	6258079	Post Incarcerated Males, FHUD19 18-059	05Z	LMC	\$2,237.50
2018	3	2689	6259960	Post Incarcerated Males, FHUD19 18-059	05Z	LMC	\$2,018.75
2018	3	2689	6272642	Post Incarcerated Males, FHUD19 18-059	05Z	LMC	\$1,525.00
2018	3	2689	6273159	Post Incarcerated Males, FHUD19 18-059	05Z	LMC	\$2,000.00
2018	3	2689	6273160	Post Incarcerated Males, FHUD19 18-059	05Z	LMC	\$2,600.00
2018	3	2689	6287503	Post Incarcerated Males, FHUD19 18-059	05Z	LMC	\$1,075.00
2018	12	2713	6292008	LISC Financial Op Center FHUD19 18-067	05Z	LMC	\$2,620.82
2018	18	2714	6251652	YWCA Safe Center 18-072	05Z	LMC	\$1,445.00
2018	18	2714	6251653	YWCA Safe Center 18-072	05Z	LMC	\$1,445.00
2018	18	2714	6251655	YWCA Safe Center 18-072	05Z	LMC	\$1,445.00
2018	18	2714	6268605	YWCA Safe Center 18-072	05Z	LMC	\$1,445.00
2018	18	2714	6268608	YWCA Safe Center 18-072	05Z	LMC	\$1,445.00
2018	18	2714	6268609	YWCA Safe Center 18-072	05Z	LMC	\$2,445.00
2018	18	2714	6281561	YWCA Safe Center 18-072	05Z	LMC	\$1,446.00
2018	18	2714	6307341	YWCA Safe Center 18-072	05Z	LMC	\$1,445.00
2018	18	2714	6307342	YWCA Safe Center 18-072	05Z	LMC	\$1,445.00
					05Z	Matrix Code	\$188,171.41
2015	21	2584	6209851	GCLB ToolShed 16-17, 16-070	06	LMA	\$3,583.02
2017	12	2662	6209851	Neighborhood Cleanups 17-089	06	LMA	\$902.70
2017	12	2662	6227915	Neighborhood Cleanups 17-089	06	LMA	\$2,206.77
2017	12	2662	6227930	Neighborhood Cleanups 17-089	06	LMA	\$1,617.03
2017	12	2662	6227932	Neighborhood Cleanups 17-089	06	LMA	\$5,349.08
2017	12	2662	6227934	Neighborhood Cleanups 17-089	06	LMA	\$1,330.00
2017	12	2662	6243969	Neighborhood Cleanups 17-089	06	LMA	\$11,494.63
2017	12	2662	6251563	Neighborhood Cleanups 17-089	06	LMA	\$1,908.83
2017	12	2662	6256006	Neighborhood Cleanups 17-089	06	LMA	\$370.07
2017	12	2662	6256008	Neighborhood Cleanups 17-089	06	LMA	\$1,419.31
2017	12	2662	6256009	Neighborhood Cleanups 17-089	06	LMA	\$1,207.00
2017	12	2662	6279827	Neighborhood Cleanups 17-089	06	LMA	\$1,294.06
2017	12	2662	6298952	Neighborhood Cleanups 17-089	06	LMA	\$2,013.82
2017	12	2662	6300347	Neighborhood Cleanups 17-089	06	LMA	\$4,724.24



Office of Community Planning and Development
U.S. Department of Housing and Urban Development
Integrated Disbursement and Information System
PR26 - CDBG Financial Summary Report
Program Year 2018
FLINT , MI

DATE: 09-30-19
TIME: 15:17
PAGE: 6

Plan Year	IDIS Project	IDIS Activity	Voucher Number	Activity Name	Matrix Code	National Objective	Drawn Amount
2017	14	2671	6227862	Community Toolshed, GCLB 17-088	06	LMA	\$18,705.51
2017	14	2671	6227863	Community Toolshed, GCLB 17-088	06	LMA	\$11,717.60
2017	14	2671	6241714	Community Toolshed, GCLB 17-088	06	LMA	\$7,401.91
2017	14	2671	6243214	Community Toolshed, GCLB 17-088	06	LMA	\$427.90
2017	14	2671	6243216	Community Toolshed, GCLB 17-088	06	LMA	\$187.16
2017	14	2671	6253121	Community Toolshed, GCLB 17-088	06	LMA	\$6,117.89
2017	14	2671	6259960	Community Toolshed, GCLB 17-088	06	LMA	\$124.77
2017	14	2671	6269034	Community Toolshed, GCLB 17-088	06	LMA	\$61.85
2017	14	2671	6284969	Community Toolshed, GCLB 17-088	06	LMA	\$4,802.29
2017	14	2671	6287458	Community Toolshed, GCLB 17-088	06	LMA	\$453.12
2018	25	2718	6290724	Community Toolshed, GCLB 18-079	06	LMA	\$13,346.34
2018	28	2719	6298953	Neighborhood Cleanups 18-080 NEP	06	LMA	\$20,000.00
					06	Matrix Code	\$122,766.90
2009	59	2453	6182649	1318 W MOORE	14A	LMH	\$12.37
2009	59	2453	6192211	1318 W MOORE	14A	LMH	\$231.50
2009	59	2453	6192489	1318 W MOORE	14A	LMH	\$100.00
2009	59	2453	6192493	1318 W MOORE	14A	LMH	\$57.38
2009	59	2453	6195697	1318 W MOORE	14A	LMH	\$8.65
2009	59	2453	6195708	1318 W MOORE	14A	LMH	\$7.93
2009	59	2453	6195718	1318 W MOORE	14A	LMH	\$9.80
2009	59	2453	6195730	1318 W MOORE	14A	LMH	\$12.37
2009	59	2453	6195732	1318 W MOORE	14A	LMH	\$12.93
2009	59	2453	6205551	1318 W MOORE	14A	LMH	\$9.90
2009	59	2453	6205556	1318 W MOORE	14A	LMH	\$57.38
2009	59	2453	6205582	1318 W MOORE	14A	LMH	\$57.36
2009	59	2453	6205589	1318 W MOORE	14A	LMH	\$1,857.93
2009	59	2453	6209868	1318 W MOORE	14A	LMH	\$12.99
2009	59	2453	6209876	1318 W MOORE	14A	LMH	\$10.41
2009	59	2453	6216656	1318 W MOORE	14A	LMH	\$100.00
2009	59	2453	6244054	1318 W MOORE	14A	LMH	\$43.03
2009	59	2453	6244056	1318 W MOORE	14A	LMH	\$76.57
2009	59	2453	6244057	1318 W MOORE	14A	LMH	\$57.38
2009	59	2453	6244059	1318 W MOORE	14A	LMH	\$28.85
2009	59	2453	6244061	1318 W MOORE	14A	LMH	\$57.38
2009	59	2453	6244065	1318 W MOORE	14A	LMH	\$57.38
2009	59	2453	6244067	1318 W MOORE	14A	LMH	\$57.38
2009	59	2453	6244077	1318 W MOORE	14A	LMH	\$102.08
2009	59	2453	6244083	1318 W MOORE	14A	LMH	\$163.79
2009	59	2453	6244095	1318 W MOORE	14A	LMH	\$196.90
2009	59	2453	6244098	1318 W MOORE	14A	LMH	\$156.52
2009	59	2453	6251542	1318 W MOORE	14A	LMH	\$435.00
2009	59	2453	6251553	1318 W MOORE	14A	LMH	\$435.00
2009	59	2453	6256073	1318 W MOORE	14A	LMH	\$2,736.95
2009	59	2453	6256076	1318 W MOORE	14A	LMH	\$43.45
2009	59	2453	6256079	1318 W MOORE	14A	LMH	\$121.08
2009	59	2453	6256081	1318 W MOORE	14A	LMH	\$57.38
2009	59	2453	6259962	1318 W MOORE	14A	LMH	\$435.00
2009	59	2453	6265431	1318 W MOORE	14A	LMH	\$57.38
2009	59	2453	6265432	1318 W MOORE	14A	LMH	\$62.56
2009	59	2453	6269059	1318 W MOORE	14A	LMH	\$67.78
2009	59	2453	6273153	1318 W MOORE	14A	LMH	\$47.81
2009	59	2453	6273154	1318 W MOORE	14A	LMH	\$36.96
2009	59	2453	6284984	1318 W MOORE	14A	LMH	\$92.04
2009	59	2453	6284985	1318 W MOORE	14A	LMH	\$32.94
2009	59	2454	6192211	1414 W MOORE #1	14A	LMH	\$615.00
2009	59	2454	6192489	1414 W MOORE #1	14A	LMH	\$100.00
2009	59	2454	6192493	1414 W MOORE #1	14A	LMH	\$33.99



Office of Community Planning and Development
U.S. Department of Housing and Urban Development
Integrated Disbursement and Information System
PR26 - CDBG Financial Summary Report
Program Year 2018
FLINT , MI

DATE: 09-30-19
TIME: 15:17
PAGE: 7

Plan Year	IDIS Project	IDIS Activity	Voucher Number	Activity Name	Matrix Code	National Objective	Drawn Amount
2009	59	2454	6192500	1414 W MOORE #1	14A	LMH	\$27.55
2009	59	2454	6192501	1414 W MOORE #1	14A	LMH	\$28.48
2009	59	2454	6195697	1414 W MOORE #1	14A	LMH	\$32.35
2009	59	2454	6195708	1414 W MOORE #1	14A	LMH	\$11.39
2009	59	2454	6205551	1414 W MOORE #1	14A	LMH	\$57.38
2009	59	2454	6205556	1414 W MOORE #1	14A	LMH	\$57.38
2009	59	2454	6205589	1414 W MOORE #1	14A	LMH	\$1,813.42
2009	59	2454	6209868	1414 W MOORE #1	14A	LMH	\$42.56
2009	59	2454	6244054	1414 W MOORE #1	14A	LMH	\$52.84
2009	59	2454	6244056	1414 W MOORE #1	14A	LMH	\$44.36
2009	59	2454	6244057	1414 W MOORE #1	14A	LMH	\$57.38
2009	59	2454	6244059	1414 W MOORE #1	14A	LMH	\$57.38
2009	59	2454	6244061	1414 W MOORE #1	14A	LMH	\$113.52
2009	59	2454	6244065	1414 W MOORE #1	14A	LMH	\$57.38
2009	59	2454	6244067	1414 W MOORE #1	14A	LMH	\$44.36
2009	59	2454	6244077	1414 W MOORE #1	14A	LMH	\$57.38
2009	59	2454	6244083	1414 W MOORE #1	14A	LMH	\$187.24
2009	59	2454	6251553	1414 W MOORE #1	14A	LMH	\$615.00
2009	59	2454	6256073	1414 W MOORE #1	14A	LMH	\$1,362.52
2009	59	2454	6256076	1414 W MOORE #1	14A	LMH	\$78.60
2009	59	2454	6256079	1414 W MOORE #1	14A	LMH	\$117.60
2009	59	2454	6259961	1414 W MOORE #1	14A	LMH	\$83.63
2009	59	2454	6259962	1414 W MOORE #1	14A	LMH	\$615.00
2009	59	2454	6265431	1414 W MOORE #1	14A	LMH	\$57.38
2009	59	2454	6269046	1414 W MOORE #1	14A	LMH	\$62.25
2009	59	2454	6272384	1414 W MOORE #1	14A	LMH	\$57.38
2009	59	2454	6273156	1414 W MOORE #1	14A	LMH	\$4.25
2009	59	2455	6192489	1414 MOORE #2	14A	LMH	\$12.55
2009	59	2455	6192493	1414 MOORE #2	14A	LMH	\$57.38
2009	59	2455	6195697	1414 MOORE #2	14A	LMH	\$33.10
2009	59	2455	6205551	1414 MOORE #2	14A	LMH	\$57.38
2009	59	2455	6205556	1414 MOORE #2	14A	LMH	\$57.38
2009	59	2455	6209868	1414 MOORE #2	14A	LMH	\$33.05
2009	59	2455	6216656	1414 MOORE #2	14A	LMH	\$100.00
2009	59	2455	6244056	1414 MOORE #2	14A	LMH	\$39.91
2009	59	2455	6244057	1414 MOORE #2	14A	LMH	\$67.88
2009	59	2455	6244059	1414 MOORE #2	14A	LMH	\$83.29
2009	59	2455	6244061	1414 MOORE #2	14A	LMH	\$115.42
2009	59	2455	6244065	1414 MOORE #2	14A	LMH	\$57.38
2009	59	2455	6244067	1414 MOORE #2	14A	LMH	\$57.38
2009	59	2455	6244077	1414 MOORE #2	14A	LMH	\$90.38
2009	59	2455	6244083	1414 MOORE #2	14A	LMH	\$57.38
2009	59	2455	6251542	1414 MOORE #2	14A	LMH	\$615.00
2009	59	2455	6256073	1414 MOORE #2	14A	LMH	\$1,362.53
2009	59	2455	6256076	1414 MOORE #2	14A	LMH	\$57.38
2009	59	2455	6256079	1414 MOORE #2	14A	LMH	\$57.38
2009	59	2455	6259961	1414 MOORE #2	14A	LMH	\$49.42
2009	59	2455	6265431	1414 MOORE #2	14A	LMH	\$57.38
2009	59	2455	6272384	1414 MOORE #2	14A	LMH	\$57.38
2009	59	2455	6273151	1414 MOORE #2	14A	LMH	\$37.28
2009	59	2482	6192482	645 W Ruth	14A	LMH	\$525.00
2009	59	2482	6205589	645 W Ruth	14A	LMH	\$1,891.30
2016	5	2603	6210346	Habitat for Humanity, OOR, (16-083) FHUD17	14A	LMH	\$0.30
2017	9	2668	6227915	GCCARD CWE, 17-083	14A	LMH	\$31,179.62
2017	10	2669	6195697	OOR GCH4H 17-084	14A	LMH	\$14,530.00
2017	10	2669	6201520	OOR GCH4H 17-084	14A	LMH	\$13,990.00
2017	10	2669	6216652	OOR GCH4H 17-084	14A	LMH	\$23,309.13



Office of Community Planning and Development
U.S. Department of Housing and Urban Development
Integrated Disbursement and Information System
PR26 - CDBG Financial Summary Report
Program Year 2018
FLINT , MI

DATE: 09-30-19
TIME: 15:17
PAGE: 8

Plan Year	IDIS Project	IDIS Activity	Voucher Number	Activity Name	Matrix Code	National Objective	Drawn Amount
2017	31	2667	6192489	Court Street Village 17-082	14A	LMH	\$174.25
2017	31	2667	6205537	Court Street Village 17-082	14A	LMH	\$46.75
2017	31	2667	6243983	Court Street Village 17-082	14A	LMH	\$10,075.50
2017	31	2667	6243991	Court Street Village 17-082	14A	LMH	\$51.00
2017	31	2667	6243994	Court Street Village 17-082	14A	LMH	\$126.00
2017	31	2667	6243995	Court Street Village 17-082	14A	LMH	\$25.50
2017	31	2667	6247962	Court Street Village 17-082	14A	LMH	\$17.00
2018	21	2740	6284980	GCH4H Owner Occupied Rehab 18-076	14A	LMH	\$22,987.00
2018	21	2740	6290818	GCH4H Owner Occupied Rehab 18-076	14A	LMH	\$26,222.00
					14A	Matrix Code	\$163,126.40
2014	26	2538	6182636	Housing Svcs in Support of HOME 14J	14J	LMH	\$26.56
2014	26	2538	6182639	Housing Svcs in Support of HOME 14J	14J	LMH	\$44.78
2014	26	2538	6192211	Housing Svcs in Support of HOME 14J	14J	LMH	\$330.00
2014	26	2538	6192482	Housing Svcs in Support of HOME 14J	14J	LMH	\$1,050.00
2014	26	2538	6195697	Housing Svcs in Support of HOME 14J	14J	LMH	\$26.86
2014	26	2538	6195708	Housing Svcs in Support of HOME 14J	14J	LMH	\$45.96
2014	26	2538	6195718	Housing Svcs in Support of HOME 14J	14J	LMH	\$49.11
2014	26	2538	6195730	Housing Svcs in Support of HOME 14J	14J	LMH	\$30.29
2014	26	2538	6205551	Housing Svcs in Support of HOME 14J	14J	LMH	\$36.14
2014	26	2538	6205556	Housing Svcs in Support of HOME 14J	14J	LMH	\$27.63
2014	26	2538	6216664	Housing Svcs in Support of HOME 14J	14J	LMH	\$3,396.00
2014	26	2538	6216677	Housing Svcs in Support of HOME 14J	14J	LMH	\$16,946.33
2014	26	2538	6244054	Housing Svcs in Support of HOME 14J	14J	LMH	\$29.06
2014	26	2538	6244056	Housing Svcs in Support of HOME 14J	14J	LMH	\$34.63
2014	26	2538	6244057	Housing Svcs in Support of HOME 14J	14J	LMH	\$35.00
2014	26	2538	6244059	Housing Svcs in Support of HOME 14J	14J	LMH	\$26.10
2014	26	2538	6244061	Housing Svcs in Support of HOME 14J	14J	LMH	\$116.01
2014	26	2538	6244065	Housing Svcs in Support of HOME 14J	14J	LMH	\$210.18
2014	26	2538	6244067	Housing Svcs in Support of HOME 14J	14J	LMH	\$255.20
2014	26	2538	6247390	Housing Svcs in Support of HOME 14J	14J	LMH	\$27.54
2014	26	2538	6251542	Housing Svcs in Support of HOME 14J	14J	LMH	\$660.00
2014	26	2538	6251553	Housing Svcs in Support of HOME 14J	14J	LMH	\$930.00
2014	26	2538	6256073	Housing Svcs in Support of HOME 14J	14J	LMH	\$101.77
2014	26	2538	6256076	Housing Svcs in Support of HOME 14J	14J	LMH	\$209.41
2014	26	2538	6259961	Housing Svcs in Support of HOME 14J	14J	LMH	\$62.78
2014	26	2538	6259962	Housing Svcs in Support of HOME 14J	14J	LMH	\$375.00
2014	26	2538	6265431	Housing Svcs in Support of HOME 14J	14J	LMH	\$142.08
2014	26	2538	6269023	Housing Svcs in Support of HOME 14J	14J	LMH	\$151.70
2014	26	2538	6273149	Housing Svcs in Support of HOME 14J	14J	LMH	\$40.01
2014	26	2538	6287505	Housing Svcs in Support of HOME 14J	14J	LMH	\$32.88
2014	26	2739	6279835	1108 S Grand Traverse	14J	LMH	\$5,171.76
					14J	Matrix Code	\$30,620.77
2017	13	2663	6243236	Comprehensive Code Enf 17-087	15	LMA	\$32,374.97
2017	13	2663	6243237	Comprehensive Code Enf 17-087	15	LMA	\$60,082.54
2017	13	2663	6243238	Comprehensive Code Enf 17-087	15	LMA	\$36,452.14
2017	13	2663	6243239	Comprehensive Code Enf 17-087	15	LMA	\$38,946.90
2017	13	2663	6251565	Comprehensive Code Enf 17-087	15	LMA	\$37,397.59
2017	13	2663	6251574	Comprehensive Code Enf 17-087	15	LMA	\$37,928.87
2017	13	2663	6255973	Comprehensive Code Enf 17-087	15	LMA	\$10.00
2017	13	2663	6258140	Comprehensive Code Enf 17-087	15	LMA	\$63,013.86
2017	13	2663	6258141	Comprehensive Code Enf 17-087	15	LMA	\$5,346.66
2018	24	2717	6258145	Comprehensive Code Enf 18-078	15	LMA	\$40,901.94
2018	24	2717	6258147	Comprehensive Code Enf 18-078	15	LMA	\$43,531.05
2018	24	2717	6269022	Comprehensive Code Enf 18-078	15	LMA	\$10,912.56
2018	24	2717	6279845	Comprehensive Code Enf 18-078	15	LMA	\$52,060.27
2018	24	2717	6301209	Comprehensive Code Enf 18-078	15	LMA	\$54,750.26



Office of Community Planning and Development
U.S. Department of Housing and Urban Development
Integrated Disbursement and Information System
PR26 - CDBG Financial Summary Report
Program Year 2018
FLINT , MI

DATE: 09-30-19
TIME: 15:17
PAGE: 9

Plan Year	IDIS Project	IDIS Activity	Voucher Number	Activity Name	Matrix Code	National Objective	Drawn Amount
2018	24	2717	6301211	Comprehensive Code Enf 18-078	15	LMA	\$69,043.45
					15	Matrix Code	\$582,753.06
2018	19	2715	6241701	Best Practices Consulting 18-073	18C	LMC	\$2,849.38
2018	19	2715	6241702	Best Practices Consulting 18-073	18C	LMC	\$4,435.76
2018	19	2715	6241703	Best Practices Consulting 18-073	18C	LMC	\$4,515.00
2018	19	2715	6241705	Best Practices Consulting 18-073	18C	LMC	\$6,332.18
2018	19	2715	6241706	Best Practices Consulting 18-073	18C	LMC	\$4,339.35
2018	19	2715	6247390	Best Practices Consulting 18-073	18C	LMC	\$2,540.00
2018	19	2715	6256035	Best Practices Consulting 18-073	18C	LMC	\$2,460.00
2018	19	2715	6258030	Best Practices Consulting 18-073	18C	LMC	\$3,916.49
2018	19	2715	6273143	Best Practices Consulting 18-073	18C	LMC	\$4,630.00
2018	19	2715	6284977	Best Practices Consulting 18-073	18C	LMC	\$4,503.70
2018	19	2715	6292001	Best Practices Consulting 18-073	18C	LMC	\$3,866.97
					18C	Matrix Code	\$44,388.83
Total							\$3,335,576.80

LINE 27 DETAIL: ACTIVITIES INCLUDED IN THE COMPUTATION OF LINE 27

Plan Year	IDIS Project	IDIS Activity	Voucher Number	Activity Name	Matrix Code	National Objective	Drawn Amount
2017	29	2665	6201520	Hasslebring Senior Center 17-078	05A	LMC	\$1,000.00
2017	29	2665	6201600	Hasslebring Senior Center 17-078	05A	LMC	\$2,272.49
2017	29	2665	6201644	Hasslebring Senior Center 17-078	05A	LMC	\$5,227.50
2017	29	2665	6205537	Hasslebring Senior Center 17-078	05A	LMC	\$1,500.01
2017	30	2656	6195697	Brennan Elm Park Senior Transition 17-079	05A	LMC	\$735.00
2017	30	2656	6201520	Brennan Elm Park Senior Transition 17-079	05A	LMC	\$1,094.91
2017	30	2656	6205537	Brennan Elm Park Senior Transition 17-079	05A	LMC	\$874.37
2017	30	2656	6227915	Brennan Elm Park Senior Transition 17-079	05A	LMC	\$124.79
2017	30	2656	6241716	Brennan Elm Park Senior Transition 17-079	05A	LMC	\$43.73
2018	17	2712	6300630	VAAA meal Delivery 18-071	05A	LMC	\$4,310.00
2018	17	2712	6300632	VAAA meal Delivery 18-071	05A	LMC	\$4,772.50
2018	17	2712	6300633	VAAA meal Delivery 18-071	05A	LMC	\$4,565.00
2018	17	2712	6300634	VAAA meal Delivery 18-071	05A	LMC	\$4,357.50
2018	17	2712	6300636	VAAA meal Delivery 18-071	05A	LMC	\$4,357.50
2018	17	2712	6300638	VAAA meal Delivery 18-071	05A	LMC	\$4,150.00
2018	17	2712	6300639	VAAA meal Delivery 18-071	05A	LMC	\$4,150.00
2018	17	2712	6300640	VAAA meal Delivery 18-071	05A	LMC	\$4,565.00
2018	17	2712	6300641	VAAA meal Delivery 18-071	05A	LMC	\$4,772.50
					05A	Matrix Code	\$52,872.80
2017	5	2649	6201520	LSEM Ed Advocacy, 17-073	05C	LMC	\$1,509.69
2017	5	2649	6201600	LSEM Ed Advocacy, 17-073	05C	LMC	\$2,146.83
2017	5	2649	6205537	LSEM Ed Advocacy, 17-073	05C	LMC	\$1,214.39
2017	5	2649	6227862	LSEM Ed Advocacy, 17-073	05C	LMC	\$614.16
2017	5	2649	6241723	LSEM Ed Advocacy, 17-073	05C	LMC	\$1,828.07
2018	10	2706	6243218	LSEM Education Advocacy 18-065	05C	LMC	\$1,110.19
2018	10	2706	6256022	LSEM Education Advocacy 18-065	05C	LMC	\$546.06
2018	10	2706	6258129	LSEM Education Advocacy 18-065	05C	LMC	\$1,560.58
2018	10	2706	6269032	LSEM Education Advocacy 18-065	05C	LMC	\$788.78
2018	10	2706	6281541	LSEM Education Advocacy 18-065	05C	LMC	\$1,604.03
2018	10	2706	6290832	LSEM Education Advocacy 18-065	05C	LMC	\$1,820.19
					05C	Matrix Code	\$14,742.97
2014	35	2737	6279836	African Drum and Dance, Youth REP	05D	LMC	\$2,257.70
2014	35	2737	6287460	African Drum and Dance, Youth REP	05D	LMC	\$1,100.00
2015	4	2680	6205537	Flint PAL CORP, 17-109	05D	LMC	\$6,125.58
2015	4	2680	6205551	Flint PAL CORP, 17-109	05D	LMC	\$1,678.49
2015	4	2680	6227945	Flint PAL CORP, 17-109	05D	LMC	\$5,220.00



Office of Community Planning and Development
U.S. Department of Housing and Urban Development
Integrated Disbursement and Information System
PR26 - CDBG Financial Summary Report
Program Year 2018
FLINT , MI

DATE: 09-30-19
TIME: 15:17
PAGE: 10

Plan Year	IDIS Project	IDIS Activity	Voucher Number	Activity Name	Matrix Code	National Objective	Drawn Amount
2015	4	2680	6243246	Flint PAL CORP, 17-109	05D	LMC	\$800.00
2015	4	2680	6243253	Flint PAL CORP, 17-109	05D	LMC	\$5,000.00
2015	4	2734	6273127	GCYC Traverse Place, 19-022 Reprog	05D	LMC	\$27,500.00
2015	4	2735	6273141	GCYC Reach 19-021, reprog	05D	LMC	\$14,500.00
2016	4	2597	6272213	Flint P.A.L, 16-078	05D	LMC	\$2,299.62
2016	4	2597	6272217	Flint P.A.L, 16-078	05D	LMC	\$7,211.64
2016	4	2597	6272221	Flint P.A.L, 16-078	05D	LMC	\$4,034.00
2017	1	2645	6195697	Big Brothers Big Sisters FHUD18, 17-070	05D	LMC	\$2,043.04
2017	4	2648	6192489	GCYC Traverse Place, 17-076	05D	LMC	\$4,881.58
2017	4	2648	6209868	GCYC Traverse Place, 17-076	05D	LMC	\$5,846.11
2017	4	2648	6209876	GCYC Traverse Place, 17-076	05D	LMC	\$4,821.49
2017	4	2648	6243251	GCYC Traverse Place, 17-076	05D	LMC	\$5,385.54
2017	4	2648	6243252	GCYC Traverse Place, 17-076	05D	LMC	\$9,043.29
2017	7	2651	6192489	United Way Youth Rec 17-072	05D	LMC	\$5,818.26
2017	7	2651	6201600	United Way Youth Rec 17-072	05D	LMC	\$5,014.57
2017	7	2651	6209851	United Way Youth Rec 17-072	05D	LMC	\$13,655.67
2018	1	2687	6251658	Sustainable Mentoring, BBBS, 18-057	05D	LMC	\$2,915.17
2018	1	2687	6251660	Sustainable Mentoring, BBBS, 18-057	05D	LMC	\$2,412.27
2018	1	2687	6251664	Sustainable Mentoring, BBBS, 18-057	05D	LMC	\$2,805.44
2018	1	2687	6258047	Sustainable Mentoring, BBBS, 18-057	05D	LMC	\$2,339.28
2018	1	2687	6258049	Sustainable Mentoring, BBBS, 18-057	05D	LMC	\$2,928.42
2018	1	2687	6258052	Sustainable Mentoring, BBBS, 18-057	05D	LMC	\$2,791.58
2018	1	2687	6258054	Sustainable Mentoring, BBBS, 18-057	05D	LMC	\$2,575.95
2018	1	2687	6258055	Sustainable Mentoring, BBBS, 18-057	05D	LMC	\$2,774.54
2018	1	2687	6265866	Sustainable Mentoring, BBBS, 18-057	05D	LMC	\$2,796.22
2018	1	2687	6281661	Sustainable Mentoring, BBBS, 18-057	05D	LMC	\$6,345.37
2018	1	2687	6290804	Sustainable Mentoring, BBBS, 18-057	05D	LMC	\$3,591.98
2018	1	2687	6291995	Sustainable Mentoring, BBBS, 18-057	05D	LMC	\$5,723.78
2018	6	2703	6268531	Ennis Center Community Counseling, 18-062	05D	LMC	\$1,395.85
2018	6	2703	6268534	Ennis Center Community Counseling, 18-062	05D	LMC	\$1,679.26
2018	6	2703	6268535	Ennis Center Community Counseling, 18-062	05D	LMC	\$4,959.26
2018	6	2703	6268537	Ennis Center Community Counseling, 18-062	05D	LMC	\$1,799.14
2018	6	2703	6268539	Ennis Center Community Counseling, 18-062	05D	LMC	\$1,675.20
2018	6	2703	6268541	Ennis Center Community Counseling, 18-062	05D	LMC	\$5,345.20
2018	6	2703	6291997	Ennis Center Community Counseling, 18-062	05D	LMC	\$1,845.20
2018	6	2703	6291999	Ennis Center Community Counseling, 18-062	05D	LMC	\$2,879.26
2018	6	2703	6292000	Ennis Center Community Counseling, 18-062	05D	LMC	\$1,979.26
2018	7	2705	6251689	GCYC Traverse Place 18-063 19-001203	05D	LMC	\$1,871.20
2018	7	2705	6251691	GCYC Traverse Place 18-063 19-001203	05D	LMC	\$2,840.23
2018	7	2705	6258130	GCYC Traverse Place 18-063 19-001203	05D	LMC	\$1,595.23
2018	7	2705	6273138	GCYC Traverse Place 18-063 19-001203	05D	LMC	\$1,934.67
2018	7	2705	6287469	GCYC Traverse Place 18-063 19-001203	05D	LMC	\$2,675.32
2018	7	2705	6292007	GCYC Traverse Place 18-063 19-001203	05D	LMC	\$775.76
2018	8	2704	6251707	GCYC Traverse Place, 18-092 19-001202	05D	LMC	\$1,923.95
2018	8	2704	6258134	GCYC Traverse Place, 18-092 19-001202	05D	LMC	\$474.04
2018	8	2704	6258136	GCYC Traverse Place, 18-092 19-001202	05D	LMC	\$240.62
2018	8	2704	6292010	GCYC Traverse Place, 18-092 19-001202	05D	LMC	\$120.59
2018	13	2708	6251672	Floyd J McCree After School 18-093	05D	LMC	\$2,500.00
2018	13	2708	6251674	Floyd J McCree After School 18-093	05D	LMC	\$3,351.92
2018	13	2708	6292011	Floyd J McCree After School 18-093	05D	LMC	\$3,366.00
2018	13	2708	6292012	Floyd J McCree After School 18-093	05D	LMC	\$7,021.00
2018	13	2708	6292013	Floyd J McCree After School 18-093	05D	LMC	\$4,946.82
2018	14	2709	6251680	Flint and Gen Literacy Coalition 18-068	05D	LMC	\$7,418.88
2018	14	2709	6258039	Flint and Gen Literacy Coalition 18-068	05D	LMC	\$17,646.21
2018	14	2709	6258041	Flint and Gen Literacy Coalition 18-068	05D	LMC	\$11,818.52
2018	14	2709	6279839	Flint and Gen Literacy Coalition 18-068	05D	LMC	\$9,547.25
2018	14	2709	6281563	Flint and Gen Literacy Coalition 18-068	05D	LMC	\$3,569.14



Office of Community Planning and Development
U.S. Department of Housing and Urban Development
Integrated Disbursement and Information System
PR26 - CDBG Financial Summary Report
Program Year 2018
FLINT , MI

DATE: 09-30-19
TIME: 15:17
PAGE: 11

Plan Year	IDIS Project	IDIS Activity	Voucher Number	Activity Name	Matrix Code	National Objective	Drawn Amount
2018	16	2711	6259960	United Way Youth Rec 18-070	05D	LMC	\$8,051.03
2018	16	2711	6273131	United Way Youth Rec 18-070	05D	LMC	\$7,794.67
2018	16	2711	6284966	United Way Youth Rec 18-070	05D	LMC	\$6,039.32
2018	16	2711	6291994	United Way Youth Rec 18-070	05D	LMC	\$2,740.16
					05D	Matrix Code	\$308,056.74
2015	30	2699	6258024	MCD, Faith Foundation Rep 18-075	05H	LMC	\$11,583.00
2015	30	2699	6258028	MCD, Faith Foundation Rep 18-075	05H	LMC	\$10,982.50
2015	30	2699	6276342	MCD, Faith Foundation Rep 18-075	05H	LMC	\$2,434.00
					05H	Matrix Code	\$24,999.50
2017	6	2650	6201520	LSEM, Fair Housing 17-074	05J	LMC	\$1,229.65
2017	6	2650	6201600	LSEM, Fair Housing 17-074	05J	LMC	\$1,472.15
2017	6	2650	6205537	LSEM, Fair Housing 17-074	05J	LMC	\$1,834.34
2017	6	2650	6227862	LSEM, Fair Housing 17-074	05J	LMC	\$2,059.14
2017	6	2650	6241695	LSEM, Fair Housing 17-074	05J	LMC	\$2,343.96
2018	11	2707	6243222	LSEM Fair Housing, 18-066	05J	LMC	\$1,804.05
2018	11	2707	6256039	LSEM Fair Housing, 18-066	05J	LMC	\$1,489.95
2018	11	2707	6258003	LSEM Fair Housing, 18-066	05J	LMC	\$1,963.85
2018	11	2707	6269030	LSEM Fair Housing, 18-066	05J	LMC	\$2,970.84
2018	11	2707	6281564	LSEM Fair Housing, 18-066	05J	LMC	\$3,710.20
2018	11	2707	6290717	LSEM Fair Housing, 18-066	05J	LMC	\$1,655.21
					05J	Matrix Code	\$22,533.34
2016	4	2601	6195697	Ennis Center - Mental Health Svcs 16-081	05O	LMC	\$4,230.11
2016	4	2601	6201600	Ennis Center - Mental Health Svcs 16-081	05O	LMC	\$15,258.40
					05O	Matrix Code	\$19,488.51
2015	31	2700	6292014	GCCARD, Utility Assistance, Homelessness	05Q	LMC	\$52,965.10
					05Q	Matrix Code	\$52,965.10
2012	31	2491	6247390	Homeownership Counseling-Metro	05U	LMC	\$525.00
2018	9	2694	6247390	18-064, Homeownership Counseling, GCH4H	05U	LMC	\$3,318.88
2018	9	2694	6258113	18-064, Homeownership Counseling, GCH4H	05U	LMC	\$3,575.98
2018	9	2694	6258126	18-064, Homeownership Counseling, GCH4H	05U	LMC	\$4,052.71
2018	9	2694	6269031	18-064, Homeownership Counseling, GCH4H	05U	LMC	\$6,098.17
2018	9	2694	6281542	18-064, Homeownership Counseling, GCH4H	05U	LMC	\$5,369.24
2018	9	2694	6287498	18-064, Homeownership Counseling, GCH4H	05U	LMC	\$3,881.56
					05U	Matrix Code	\$26,821.54
2016	4	2732	6259960	Faith Foundation Resources HYPE 19-020	05Z	LMC	\$8,818.91
2017	3	2647	6201644	Flint & Genesee Literacy Network 17-075	05Z	LMC	\$2,713.09
2017	3	2647	6201647	Flint & Genesee Literacy Network 17-075	05Z	LMC	\$4,672.87
2017	3	2647	6201649	Flint & Genesee Literacy Network 17-075	05Z	LMC	\$8,294.42
2017	3	2647	6201651	Flint & Genesee Literacy Network 17-075	05Z	LMC	\$23,063.00
2017	3	2647	6201652	Flint & Genesee Literacy Network 17-075	05Z	LMC	\$5,223.96
2017	3	2647	6201653	Flint & Genesee Literacy Network 17-075	05Z	LMC	\$7,034.20
2017	3	2647	6205537	Flint & Genesee Literacy Network 17-075	05Z	LMC	\$6,952.63
2017	3	2647	6216549	Flint & Genesee Literacy Network 17-075	05Z	LMC	\$0.60
2017	3	2647	6216556	Flint & Genesee Literacy Network 17-075	05Z	LMC	\$11,326.25
2017	3	2647	6243245	Flint & Genesee Literacy Network 17-075	05Z	LMC	\$13,444.66
2017	8	2666	6209851	YWCA Safe Center 17-081	05Z	LMC	\$22,542.50
2017	8	2666	6209868	YWCA Safe Center 17-081	05Z	LMC	\$6,781.50
2017	8	2666	6209876	YWCA Safe Center 17-081	05Z	LMC	\$10,676.00
2018	2	2688	6256030	CHEA Academic Training, FHUD19 18-058	05Z	LMC	\$2,025.00
2018	2	2688	6258096	CHEA Academic Training, FHUD19 18-058	05Z	LMC	\$2,293.75
2018	2	2688	6258098	CHEA Academic Training, FHUD19 18-058	05Z	LMC	\$2,875.00
2018	2	2688	6258101	CHEA Academic Training, FHUD19 18-058	05Z	LMC	\$2,650.00
2018	2	2688	6259960	CHEA Academic Training, FHUD19 18-058	05Z	LMC	\$2,693.75
2018	2	2688	6268587	CHEA Academic Training, FHUD19 18-058	05Z	LMC	\$2,525.00
2018	2	2688	6269029	CHEA Academic Training, FHUD19 18-058	05Z	LMC	\$2,412.50
2018	2	2688	6269063	CHEA Academic Training, FHUD19 18-058	05Z	LMC	\$2,312.50



Office of Community Planning and Development
U.S. Department of Housing and Urban Development
Integrated Disbursement and Information System
PR26 - CDBG Financial Summary Report
Program Year 2018
FLINT , MI

DATE: 09-30-19
TIME: 15:17
PAGE: 12

Plan Year	IDIS Project	IDIS Activity	Voucher Number	Activity Name	Matrix Code	National Objective	Drawn Amount
2018	2	2688	6273161	CHEA Academic Training, FHUD19 18-058	05Z	LMC	\$2,000.00
2018	2	2688	6273162	CHEA Academic Training, FHUD19 18-058	05Z	LMC	\$712.50
2018	3	2689	6258069	Post Incarcerated Males, FHUD19 18-059	05Z	LMC	\$1,875.00
2018	3	2689	6258072	Post Incarcerated Males, FHUD19 18-059	05Z	LMC	\$1,931.25
2018	3	2689	6258074	Post Incarcerated Males, FHUD19 18-059	05Z	LMC	\$2,237.50
2018	3	2689	6258079	Post Incarcerated Males, FHUD19 18-059	05Z	LMC	\$2,237.50
2018	3	2689	6259960	Post Incarcerated Males, FHUD19 18-059	05Z	LMC	\$2,018.75
2018	3	2689	6272642	Post Incarcerated Males, FHUD19 18-059	05Z	LMC	\$1,525.00
2018	3	2689	6273159	Post Incarcerated Males, FHUD19 18-059	05Z	LMC	\$2,000.00
2018	3	2689	6273160	Post Incarcerated Males, FHUD19 18-059	05Z	LMC	\$2,600.00
2018	3	2689	6287503	Post Incarcerated Males, FHUD19 18-059	05Z	LMC	\$1,075.00
2018	12	2713	6292008	LISC Financial Op Center FHUD19 18-067	05Z	LMC	\$2,620.82
2018	18	2714	6251652	YWCA Safe Center 18-072	05Z	LMC	\$1,445.00
2018	18	2714	6251653	YWCA Safe Center 18-072	05Z	LMC	\$1,445.00
2018	18	2714	6251655	YWCA Safe Center 18-072	05Z	LMC	\$1,445.00
2018	18	2714	6268605	YWCA Safe Center 18-072	05Z	LMC	\$1,445.00
2018	18	2714	6268608	YWCA Safe Center 18-072	05Z	LMC	\$1,445.00
2018	18	2714	6268609	YWCA Safe Center 18-072	05Z	LMC	\$2,445.00
2018	18	2714	6281561	YWCA Safe Center 18-072	05Z	LMC	\$1,446.00
2018	18	2714	6307341	YWCA Safe Center 18-072	05Z	LMC	\$1,445.00
2018	18	2714	6307342	YWCA Safe Center 18-072	05Z	LMC	\$1,445.00
Total					05Z	Matrix Code	\$188,171.41
							\$710,651.91

LINE 37 DETAIL: ACTIVITIES INCLUDED IN THE COMPUTATION OF LINE 37

Plan Year	IDIS Project	IDIS Activity	Voucher Number	Activity Name	Matrix Code	National Objective	Drawn Amount
2015	1	2543	6282428	COF Administration FHUD16CDBG	21A		\$17.41
2016	1	2625	6253108	Flint FHUD17CDBG Administration (2)	21A		\$14,830.89
2016	1	2625	6253172	Flint FHUD17CDBG Administration (2)	21A		\$13,430.25
2016	1	2625	6253201	Flint FHUD17CDBG Administration (2)	21A		\$4,532.28
2016	1	2625	6282428	Flint FHUD17CDBG Administration (2)	21A		\$222.88
2017	21	2673	6207656	FHUD18 CDBG Admin	21A		\$30,124.63
2017	21	2673	6207662	FHUD18 CDBG Admin	21A		\$65,112.10
2017	21	2673	6207682	FHUD18 CDBG Admin	21A		\$44,897.51
2017	21	2673	6212417	FHUD18 CDBG Admin	21A		\$48,875.59
2017	21	2673	6253108	FHUD18 CDBG Admin	21A		\$24,658.90
2017	21	2673	6253172	FHUD18 CDBG Admin	21A		\$37,727.14
2017	21	2673	6253201	FHUD18 CDBG Admin	21A		\$67,291.43
2017	21	2673	6253213	FHUD18 CDBG Admin	21A		\$52,574.69
2017	21	2673	6256107	FHUD18 CDBG Admin	21A		\$55,226.96
2017	21	2673	6260087	FHUD18 CDBG Admin	21A		\$53,944.32
2017	21	2673	6265255	FHUD18 CDBG Admin	21A		\$1,291.77
2017	21	2673	6282428	FHUD18 CDBG Admin	21A		\$49,675.59
2017	21	2673	6292397	FHUD18 CDBG Admin	21A		\$27,172.15
2017	21	2673	6292754	FHUD18 CDBG Admin	21A		\$757.04
2018	43	2691	6256107	FHUD19CDBG Admin, 774,561.00	21A		\$5,754.14
2018	43	2691	6260087	FHUD19CDBG Admin, 774,561.00	21A		\$1,551.08
2018	43	2691	6292397	FHUD19CDBG Admin, 774,561.00	21A		\$37,462.82
Total					21A	Matrix Code	\$637,131.57
							\$637,131.57



U.S. Department of Housing and Urban Development
Office of Community Planning and Development
Integrated Disbursement and Information System
CDBG Activity Summary Report (GPR) for Program Year 2018
FLINT

Date: 30-Sep-2019
Time: 15:14
Page: 1

PGM Year: 1994
Project: 0002 - CONVERTED CDBG ACTIVITIES
IDIS Activity: 2 - CDBG COMMITTED FUNDS ADJUSTMENT

Status: Open
Location: ,

Objective:
Outcome:
Matrix Code: Interim Assistance (06)

National Objective:

Initial Funding Date: 01/01/0001

Description:

Financing


	Fund Type	Grant Year	Grant	Funded Amount	Drawn In Program Year	Drawn Thru Program Year
CDBG	EN	Pre-2015		\$33,854,392.13	\$0.00	\$0.00
		1989	B89MC260018		\$0.00	\$4,137,000.00
		1990	B90MC260018		\$0.00	\$3,988,000.00
		1991	B91MC260018		\$0.00	\$4,417,000.00
		1992	B92MC260018		\$0.00	\$4,609,000.00
		1993	B93MC260018		\$0.00	\$5,654,000.00
		1994	B94MC260018		\$0.00	\$6,257,000.00
		1995	B95MC260018		\$0.00	\$4,792,392.13
		2000	B00MC260018		\$0.00	\$0.00
		2001	B01MC260018		\$0.00	\$0.00
		2002	B02MC260018		\$0.00	\$9,459.82
		2003	B03MC260018		\$0.00	(\$9,459.82)
		2009	B09MC260018		\$0.00	\$40.93
		2012	B12MC260018		\$0.00	\$0.00
		2014	B14MC260018		\$0.00	\$0.00
Total	Total			\$33,854,392.13	\$0.00	\$33,854,433.06

Proposed Accomplishments

Actual Accomplishments

Number assisted:

	Owner		Renter		Total		Person	
	Total	Hispanic	Total	Hispanic	Total	Hispanic	Total	Hispanic
White:					0	0		
Black/African American:					0	0		
Asian:					0	0		
American Indian/Alaskan Native:					0	0		



U.S. Department of Housing and Urban Development
Office of Community Planning and Development
Integrated Disbursement and Information System
CDBG Activity Summary Report (GPR) for Program Year 2018
FLINT

Date: 30-Sep-2019
Time: 15:14
Page: 2

Native Hawaiian/Other Pacific Islander:	0	0							
American Indian/Alaskan Native & White:	0	0							
Asian White:	0	0							
Black/African American & White:	0	0							
American Indian/Alaskan Native & Black/African American:	0	0							
Other multi-racial:	0	0							
Asian/Pacific Islander:	0	0							
Hispanic:	0	0							
Total:	0	0	0	0	0	0	0	0	0
Female-headed Households:	0								

<i>Income Category:</i>				
	Owner	Renter	Total	Person
Extremely Low			0	
Low Mod			0	
Moderate			0	
Non Low Moderate			0	
Total	0	0	0	0
Percent Low/Mod				

Annual Accomplishments

No data returned for this view. This might be because the applied filter excludes all data.



U.S. Department of Housing and Urban Development
Office of Community Planning and Development
Integrated Disbursement and Information System
CDBG Activity Summary Report (GPR) for Program Year 2018
FLINT

Date: 30-Sep-2019
Time: 15:14
Page: 3

PGM Year: 2009
Project: 0059 - CITY OF FLINT HOUSING REHAB
IDIS Activity: 2453 - 1318 W MOORE

Status: Completed 7/15/2019 12:00:00 AM
Location: 1318 W Moore St Flint, MI 48504-2258

Objective: Provide decent affordable housing
Outcome: Availability/accessibility
Matrix Code: Rehab; Single-Unit Residential (14A) **National Objective:** LMH

Initial Funding Date: 05/30/2013

Description:

CITY OF FLINT WILL COMPLETED THE REHAB OF 1318 MOORE ST (A STRUCTURE INITIALLY FUNDED WITH NSP1 FUNDS) WITH CDBG FUNDS AND CITY GENERAL FUNDS FOR THE REPAIRS OF VANDALISM THAT OCCURRED.

Financing

	Fund Type	Grant Year	Grant	Funded Amount	Drawn In Program Year	Drawn Thru Program Year
CDBG	EN	Pre-2015		\$73,341.22	\$0.00	\$0.00
		2011	B11MC260018		\$0.00	\$21,471.47
		2012	B12MC260018		\$0.00	\$6,954.25
		2013	B13MC260018		\$0.00	\$29,555.53
		2014	B14MC260018		\$8,217.49	\$15,359.97
Total	Total			\$73,341.22	\$8,217.49	\$73,341.22


Proposed Accomplishments

Housing Units : 1

Actual Accomplishments

Number assisted:

	Owner		Renter		Total		Person	
	Total	Hispanic	Total	Hispanic	Total	Hispanic	Total	Hispanic
White:	0	0	0	0	0	0		0
Black/African American:	1	0	0	0	1	0	0	0
Asian:	0	0	0	0	0	0	0	0
American Indian/Alaskan Native:	0	0	0	0	0	0	0	0
Native Hawaiian/Other Pacific Islander:	0	0	0	0	0	0	0	0
American Indian/Alaskan Native & White:	0	0	0	0	0	0	0	0
Asian White:	0	0	0	0	0	0	0	0
Black/African American & White:	0	0	0	0	0	0	0	0
American Indian/Alaskan Native & Black/African American:	0	0	0	0	0	0	0	0
Other multi-racial:	0	0	0	0	0	0	0	0
Asian/Pacific Islander:	0	0	0	0	0	0	0	0



U.S. Department of Housing and Urban Development
Office of Community Planning and Development
Integrated Disbursement and Information System
CDBG Activity Summary Report (GPR) for Program Year 2018
FLINT

Date: 30-Sep-2019
Time: 15:14
Page: 4

Hispanic:	0	0	0	0	0	0	0	0
Total:	1	0	0	0	1	0	0	0

Female-headed Households:	1		0		1			
---------------------------	---	--	---	--	---	--	--	--

Income Category:

	Owner	Renter	Total	Person
Extremely Low	0	0	0	0
Low Mod	1	0	1	0
Moderate	0	0	0	0
Non Low Moderate	0	0	0	0
Total	1	0	1	0
Percent Low/Mod	100.0%		100.0%	

Annual Accomplishments

Years	Accomplishment Narrative	# Benefitting
2012	CHANGE ORDER EXECUTED WITH MOORE AND SONS FOR REHAB OF PROPERTY LOCATED AT 1318 W MOORE. ORIGINALLY FUNDED WITH NSP1 DOLLARS, Construction is underway. Expected completion in 2014.	
2014	Operation Unification initiated the rehab project, which was then completed by Moore and Son's Construction 1318 W Moore and a final inspection was completed by the Building and Safety Inspections Dept.. Due to ongoing vandalism while property was vacant and for sale, the City of Flint contracted JCL Doors to install armor security doors to help prevent further damage and then Door and Window Guard Systems most recently. The property repairs from vandalism were completed with the City's General Fund to prevent the duplication of work and a qualified home buyer recently purchased and moved into the home.	



U.S. Department of Housing and Urban Development
Office of Community Planning and Development
Integrated Disbursement and Information System
CDBG Activity Summary Report (GPR) for Program Year 2018
FLINT

Date: 30-Sep-2019
Time: 15:14
Page: 5

PGM Year: 2009
Project: 0059 - CITY OF FLINT HOUSING REHAB
IDIS Activity: 2454 - 1414 W MOORE #1

Status: Completed 6/7/2019 12:00:00 AM
Location: 1414 W Moore St #1 Flint, MI 48504-3548
Objective: Provide decent affordable housing
Outcome: Availability/accessibility
Matrix Code: Rehab; Single-Unit Residential (14A) **National Objective:** LMH

Initial Funding Date: 05/30/2013

Description:
CITY OF FLINT WILL COMPLETE THE REHAB OF NSP1 HOMES WITH CDBG FUNDS.

Financing

	Fund Type	Grant Year	Grant	Funded Amount	Drawn In Program Year	Drawn Thru Program Year
CDBG	EN	Pre-2015		\$27,959.97	\$0.00	\$0.00
		2011	B11MC260018		\$0.00	\$581.05
		2012	B12MC260018		\$0.00	\$14,133.18
		2013	B13MC260018		\$0.00	\$1,288.16
		2014	B14MC260018		\$6,544.95	\$11,957.58
Total	Total			\$27,959.97	\$6,544.95	\$27,959.97

Proposed Accomplishments

Housing Units : 1

Actual Accomplishments

Number assisted:

	Owner		Renter		Total		Person	
	Total	Hispanic	Total	Hispanic	Total	Hispanic	Total	Hispanic
White:	0	0	0	0	0	0		0
Black/African American:	1	0	0	0	1	0	0	0
Asian:	0	0	0	0	0	0	0	0
American Indian/Alaskan Native:	0	0	0	0	0	0	0	0
Native Hawaiian/Other Pacific Islander:	0	0	0	0	0	0	0	0
American Indian/Alaskan Native & White:	0	0	0	0	0	0	0	0
Asian White:	0	0	0	0	0	0	0	0
Black/African American & White:	0	0	0	0	0	0	0	0
American Indian/Alaskan Native & Black/African American:	0	0	0	0	0	0	0	0
Other multi-racial:	0	0	0	0	0	0	0	0
Asian/Pacific Islander:	0	0	0	0	0	0	0	0



U.S. Department of Housing and Urban Development
Office of Community Planning and Development
Integrated Disbursement and Information System
CDBG Activity Summary Report (GPR) for Program Year 2018
FLINT

Date: 30-Sep-2019

Time: 15:14

Page: 6

Hispanic:	0	0	0	0	0	0	0	0
Total:	1	0	0	0	1	0	0	0
Female-headed Households:	1		0		1			

Income Category:

	Owner	Renter	Total	Person
Extremely Low	0	0	0	0
Low Mod	1	0	1	0
Moderate	0	0	0	0
Non Low Moderate	0	0	0	0
Total	1	0	1	0
Percent Low/Mod	100.0%		100.0%	

Annual Accomplishments

Years	Accomplishment Narrative	# Benefitting
2012	Construction is underway. Expected completion in 2014.	
2014	The property located at 1414 West Moore underwent rehabilitation by Operation Unification and completed initially by Moore and Son's Construction. Due to ongoing vandalism, the property required additional repairs to be completed to bring the property back up to code.	



U.S. Department of Housing and Urban Development
Office of Community Planning and Development
Integrated Disbursement and Information System
CDBG Activity Summary Report (GPR) for Program Year 2018
FLINT

Date: 30-Sep-2019
Time: 15:14
Page: 7

PGM Year: 2009
Project: 0059 - CITY OF FLINT HOUSING REHAB
IDIS Activity: 2455 - 1414 MOORE #2

Status: Completed 6/7/2019 12:00:00 AM
Location: 1414 W Moore St #2 Flint, MI 48504-3548

Objective: Provide decent affordable housing
Outcome: Availability/accessibility
Matrix Code: Rehab; Single-Unit Residential (14A) **National Objective:** LMH

Initial Funding Date: 05/30/2013

Description:
CITY OF FLINT WILL COMPLETE THE REHAB OF NSP1 HOMES WITH CDBG FUNDS.

Financing


	Fund Type	Grant Year	Grant	Funded Amount	Drawn In Program Year	Drawn Thru Program Year
CDBG	EN	Pre-2015		\$32,424.06	\$0.00	\$0.00
		2011	B11MC260018		\$0.00	\$493.56
		2012	B12MC260018		\$0.00	\$25,255.46
		2013	B13MC260018		\$0.00	\$1,460.42
		2014	B14MC260018		\$3,213.61	\$5,214.62
Total	Total			\$32,424.06	\$3,213.61	\$32,424.06

Proposed Accomplishments

Actual Accomplishments

Number assisted:

	Owner		Renter		Total		Person	
	Total	Hispanic	Total	Hispanic	Total	Hispanic	Total	Hispanic
White:	0	0	0	0	0	0		0
Black/African American:	0	0	0	0	0	0	0	0
Asian:	0	0	0	0	0	0	0	0
American Indian/Alaskan Native:	0	0	0	0	0	0	0	0
Native Hawaiian/Other Pacific Islander:	0	0	0	0	0	0	0	0
American Indian/Alaskan Native & White:	0	0	0	0	0	0	0	0
Asian White:	0	0	0	0	0	0	0	0
Black/African American & White:	0	0	0	0	0	0	0	0
American Indian/Alaskan Native & Black/African American:	0	0	0	0	0	0	0	0
Other multi-racial:	0	0	0	0	0	0	0	0
Asian/Pacific Islander:	0	0	0	0	0	0	0	0
Hispanic:	0	0	0	0	0	0	0	0



U.S. Department of Housing and Urban Development
Office of Community Planning and Development
Integrated Disbursement and Information System
CDBG Activity Summary Report (GPR) for Program Year 2018
FLINT

Date: 30-Sep-2019
Time: 15:14
Page: 8

Total:	0	0	0	0	0	0	0
---------------	----------	----------	----------	----------	----------	----------	----------

Female-headed Households:	0	0	0	0	0	0	0
---------------------------	---	---	---	---	---	---	---

Income Category:

	Owner	Renter	Total	Person
Extremely Low	0	0	0	0
Low Mod	0	0	0	0
Moderate	0	0	0	0
Non Low Moderate	0	0	0	0
Total	0	0	0	0
Percent Low/Mod				

Annual Accomplishments

Years	Accomplishment Narrative	# Benefitting
2012	CONTRACTOR (Moore and Sons) PROGRESSING TOWARDS COMPLETION OF HOME. EXPECTED COMPLETION IN 2014.	
2014	The property located at 1414 West Moore is currently undergoing rehabilitation by Moore and Son's Construction. Due to recent vandalism, the property has additional repairs that need to be completed. Because of this vandalism, the City of Flint contracted JCL Doors to install armor security doors to help prevent further damage to the home. These repairs should be completed within the next 60 days. (Purchase Agreement Pending)	



U.S. Department of Housing and Urban Development
Office of Community Planning and Development
Integrated Disbursement and Information System
CDBG Activity Summary Report (GPR) for Program Year 2018
FLINT

Date: 30-Sep-2019
Time: 15:14
Page: 9

PGM Year: 2009
Project: 0059 - CITY OF FLINT HOUSING REHAB
IDIS Activity: 2482 - 645 W Ruth

Status: Completed 1/22/2019 12:00:00 AM
Location: 645 W Ruth Ave Flint, MI 48505-2643

Objective: Provide decent affordable housing
Outcome: Availability/accessibility
Matrix Code: Rehab; Single-Unit Residential (14A) **National Objective:** LMH

Initial Funding Date: 01/22/2014

Description:

CITY OF FLINT WILL USE CDBG FUNDS TO COMPLETE HOUSES ORIGINALLY FUNDED WITH NSP1 FUNDS.

Financing

	Fund Type	Grant Year	Grant	Funded Amount	Drawn In Program Year	Drawn Thru Program Year
CDBG	EN	Pre-2015		\$6,340.43	\$0.00	\$0.00
		2012	B12MC260018		\$0.00	\$3,699.13
		2013	B13MC260018		\$0.00	\$225.00
		2014	B14MC260018		\$2,416.30	\$2,416.30
Total	Total			\$6,340.43	\$2,416.30	\$6,340.43

Proposed Accomplishments

Housing Units : 1

Actual Accomplishments

Number assisted:

	Owner		Renter		Total		Person	
	Total	Hispanic	Total	Hispanic	Total	Hispanic	Total	Hispanic
White:	0	0	0	0	0	0		0
Black/African American:	1	0	0	0	1	0	0	0
Asian:	0	0	0	0	0	0	0	0
American Indian/Alaskan Native:	0	0	0	0	0	0	0	0
Native Hawaiian/Other Pacific Islander:	0	0	0	0	0	0	0	0
American Indian/Alaskan Native & White:	0	0	0	0	0	0	0	0
Asian White:	0	0	0	0	0	0	0	0
Black/African American & White:	0	0	0	0	0	0	0	0
American Indian/Alaskan Native & Black/African American:	0	0	0	0	0	0	0	0
Other multi-racial:	0	0	0	0	0	0	0	0
Asian/Pacific Islander:	0	0	0	0	0	0	0	0
Hispanic:	0	0	0	0	0	0	0	0



U.S. Department of Housing and Urban Development
Office of Community Planning and Development
Integrated Disbursement and Information System
CDBG Activity Summary Report (GPR) for Program Year 2018
FLINT

Date: 30-Sep-2019

Time: 15:14

Page: 10

Total:	1	0	0	0	1	0	0	0
---------------	----------	----------	----------	----------	----------	----------	----------	----------

Female-headed Households:	1		0		1			
---------------------------	---	--	---	--	---	--	--	--

Income Category:

	Owner	Renter	Total	Person
Extremely Low	0	0	0	0
Low Mod	1	0	1	0
Moderate	0	0	0	0
Non Low Moderate	0	0	0	0
Total	1	0	1	0
Percent Low/Mod	100.0%		100.0%	

Annual Accomplishments

Years	Accomplishment Narrative	# Benefitting
2014	Property sold to income qualified buyer.	



U.S. Department of Housing and Urban Development
Office of Community Planning and Development
Integrated Disbursement and Information System
CDBG Activity Summary Report (GPR) for Program Year 2018
FLINT

Date: 30-Sep-2019
Time: 15:14
Page: 11

PGM Year: 2012
Project: 0031 - Homeownership Counseling/Assistance
IDIS Activity: 2491 - Homeownership Counseling-Metro

Status: Open
Location: 1101 S Saginaw St 1101 S Saginaw Flint, MI 48502-1420

Objective: Provide decent affordable housing
Outcome: Availability/accessibility
Matrix Code: Housing Counseling only, under 24 CFR 5.100 (05U)

National Objective: LMC

Initial Funding Date: 04/15/2014

Description:

Homeownership assistance including intake, counseling, income verification and credit repair.

Financing

	Fund Type	Grant Year	Grant	Funded Amount	Drawn In Program Year	Drawn Thru Program Year
CDBG	EN	Pre-2015		\$18,540.00	\$0.00	\$0.00
		2012	B12MC260018		\$0.00	\$4,550.00
		2013	B13MC260018		\$0.00	\$5,375.00
		2014	B14MC260018		\$525.00	\$5,650.00
Total	Total			\$18,540.00	\$525.00	\$15,575.00

Proposed Accomplishments

Households (General) : 50

Actual Accomplishments

Number assisted:

	Owner		Renter		Total		Person	
	Total	Hispanic	Total	Hispanic	Total	Hispanic	Total	Hispanic
White:	2	0	0	0	2	0	0	0
Black/African American:	40	0	0	0	40	0	0	0
Asian:	0	0	0	0	0	0	0	0
American Indian/Alaskan Native:	0	0	0	0	0	0	0	0
Native Hawaiian/Other Pacific Islander:	0	0	0	0	0	0	0	0
American Indian/Alaskan Native & White:	0	0	0	0	0	0	0	0
Asian White:	0	0	0	0	0	0	0	0
Black/African American & White:	0	0	0	0	0	0	0	0
American Indian/Alaskan Native & Black/African American:	0	0	0	0	0	0	0	0
Other multi-racial:	1	0	0	0	1	0	0	0
Asian/Pacific Islander:	0	0	0	0	0	0	0	0
Hispanic:	0	0	0	0	0	0	0	0



U.S. Department of Housing and Urban Development
Office of Community Planning and Development
Integrated Disbursement and Information System
CDBG Activity Summary Report (GPR) for Program Year 2018
FLINT

Date: 30-Sep-2019
Time: 15:14
Page: 12

Total:	43	0	0	0	43	0	0	0
---------------	-----------	----------	----------	----------	-----------	----------	----------	----------

Female-headed Households:	0	0	0
---------------------------	---	---	---

Income Category:

	Owner	Renter	Total	Person
Extremely Low	12	0	12	0
Low Mod	16	0	16	0
Moderate	5	0	5	0
Non Low Moderate	10	0	10	0
Total	43	0	43	0
Percent Low/Mod	76.7%		76.7%	

Annual Accomplishments

Years	Accomplishment Narrative	# Benefitting
2015	Metro provided income verifications and housing counseling for prospective buyers of NSP1 and NSP2 funded properties.	



U.S. Department of Housing and Urban Development
Office of Community Planning and Development
Integrated Disbursement and Information System
CDBG Activity Summary Report (GPR) for Program Year 2018
FLINT

Date: 30-Sep-2019
Time: 15:14
Page: 13

PGM Year: 2014
Project: 0026 - Housing Services in Support of Home
IDIS Activity: 2538 - Housing Svcs in Support of HOME 14J

Status: Open
Location: Address Suppressed

Objective: Provide decent affordable housing
Outcome: Affordability
Matrix Code: Housing Services - Excluding Housing Counseling, under 24 CFR 5.100 (14J)

National Objective: LMH

Initial Funding Date: 04/10/2015

Description:

The City of Flint will use CDBG funding to complete Housing Services associated with HOME

Financing

	Fund Type	Grant Year	Grant	Funded Amount	Drawn In Program Year	Drawn Thru Program Year
CDBG	EN	Pre-2015		\$275,992.27	\$0.00	\$0.00
		2013	B13MC260018		\$0.00	\$186,174.35
		2014	B14MC260018		\$25,449.01	\$89,353.69
Total	Total			\$275,992.27	\$25,449.01	\$275,528.04

Proposed Accomplishments

Housing Units : 25

Actual Accomplishments

Number assisted:

	Owner		Renter		Total		Person	
	Total	Hispanic	Total	Hispanic	Total	Hispanic	Total	Hispanic
White:	0	0	0	0	0	0		0
Black/African American:	0	0	0	0	0	0	0	0
Asian:	0	0	0	0	0	0	0	0
American Indian/Alaskan Native:	0	0	0	0	0	0	0	0
Native Hawaiian/Other Pacific Islander:	0	0	0	0	0	0	0	0
American Indian/Alaskan Native & White:	0	0	0	0	0	0	0	0
Asian White:	0	0	0	0	0	0	0	0
Black/African American & White:	0	0	0	0	0	0	0	0
American Indian/Alaskan Native & Black/African American:	0	0	0	0	0	0	0	0
Other multi-racial:	0	0	0	0	0	0	0	0
Asian/Pacific Islander:	0	0	0	0	0	0	0	0
Hispanic:	0	0	0	0	0	0	0	0
Total:	0	0	0	0	0	0	0	0



U.S. Department of Housing and Urban Development
Office of Community Planning and Development
Integrated Disbursement and Information System
CDBG Activity Summary Report (GPR) for Program Year 2018
FLINT

Date: 30-Sep-2019

Time: 15:14

Page: 14

Female-headed Households:

0 0 0

Income Category:

	Owner	Renter	Total	Person
Extremely Low	0	0	0	0
Low Mod	0	0	0	0
Moderate	0	0	0	0
Non Low Moderate	0	0	0	0
Total	0	0	0	0

Percent Low/Mod

Annual Accomplishments

Years	Accomplishment Narrative	# Benefitting
2014	Housing costs for the properties of 1225 Chippewa, 1405 Chippewa, 217 Wood, 1508 Donald, 333 Wood, 1404 Avenue C, and 470 Wood St as identified through work with TDA as Technical Advisers.	



U.S. Department of Housing and Urban Development
Office of Community Planning and Development
Integrated Disbursement and Information System
CDBG Activity Summary Report (GPR) for Program Year 2018
FLINT

Date: 30-Sep-2019
Time: 15:14
Page: 15

PGM Year: 2015
Project: 0001 - Administration, FHUD16CDBG
IDIS Activity: 2543 - COF Administration FHUD16CDBG

Status: Completed 6/30/2019 12:00:00 AM
Location: ,

Objective:
Outcome:
Matrix Code: General Program Administration (21A) **National Objective:**

Initial Funding Date: 11/12/2015

Description:

Activity is associated with oversight of federal funding related to ESG, HOME and CDBG by COF employees.

Financing

	Fund Type	Grant Year	Grant	Funded Amount	Drawn In Program Year	Drawn Thru Program Year
CDBG	EN	2015	B15MC260018	\$669,383.80	\$17.41	\$669,383.80
Total	Total			\$669,383.80	\$17.41	\$669,383.80

Proposed Accomplishments

Actual Accomplishments

Number assisted:


	Owner		Renter		Total		Person	
	Total	Hispanic	Total	Hispanic	Total	Hispanic	Total	Hispanic
White:					0	0		
Black/African American:					0	0		
Asian:					0	0		
American Indian/Alaskan Native:					0	0		
Native Hawaiian/Other Pacific Islander:					0	0		
American Indian/Alaskan Native & White:					0	0		
Asian White:					0	0		
Black/African American & White:					0	0		
American Indian/Alaskan Native & Black/African American:					0	0		
Other multi-racial:					0	0		
Asian/Pacific Islander:					0	0		
Hispanic:					0	0		
Total:	0	0	0	0	0	0	0	0

Female-headed Households:

0

Income Category:

Owner Renter Total Person



U.S. Department of Housing and Urban Development
Office of Community Planning and Development
Integrated Disbursement and Information System
CDBG Activity Summary Report (GPR) for Program Year 2018
FLINT

Date: 30-Sep-2019
Time: 15:14
Page: 16

Extremely Low			0	
Low Mod			0	
Moderate			0	
Non Low Moderate			0	
Total	0	0	0	0
Percent Low/Mod				

Annual Accomplishments

No data returned for this view. This might be because the applied filter excludes all data.



U.S. Department of Housing and Urban Development
Office of Community Planning and Development
Integrated Disbursement and Information System
CDBG Activity Summary Report (GPR) for Program Year 2018
FLINT

Date: 30-Sep-2019
Time: 15:14
Page: 17

PGM Year: 2015
Project: 0014 - Facility Improvements
IDIS Activity: 2561 - McKinley Community Center improvements 15-140

Status: Open
Location: 3300 N Saginaw St Flint, MI 48505-4405

Objective: Create suitable living environments
Outcome: Sustainability
Matrix Code: Neighborhood Facilities (03E)

National Objective: LMA

Initial Funding Date: 04/28/2016

Description:

The City of Flint 20152016 Action Plan Resolution #150336.2, adopted May 11, 2015, authorizes the City of Flint to allocate \$100,000.00 to the City of Flint Planning & Development Department for the purposes of community center improvements.
Accomplishment data will be reported on activity 2730

Financing

	Fund Type	Grant Year	Grant	Funded Amount	Drawn In Program Year	Drawn Thru Program Year
CDBG	EN	2015	B15MC260018	\$100,000.00	\$52,252.17	\$52,252.17
Total	Total			\$100,000.00	\$52,252.17	\$52,252.17

Proposed Accomplishments

Total Population in Service Area: 105,355
Census Tract Percent Low / Mod: 62.19

Annual Accomplishments

Years	Accomplishment Narrative	# Benefitting
2015	The planning phase for the community center improvements has commenced, and project scopes are being finalized. Program activities, draws, and benefit data reporting will take place during the 16/17 program year.	
2016	The planning phase for the community center improvements has commenced, and project scopes are being finalized. Program activities, draws, and benefit data reporting will take place during the 17/18 program year.	



U.S. Department of Housing and Urban Development
Office of Community Planning and Development
Integrated Disbursement and Information System
CDBG Activity Summary Report (GPR) for Program Year 2018
FLINT

Date: 30-Sep-2019
Time: 15:14
Page: 18

PGM Year: 2015
Project: 0021 - Neighborhood Cleanups
IDIS Activity: 2584 - GCLB ToolShed 16-17, 16-070

Status: Completed 11/19/2018 12:00:00 AM
Location: Address Suppressed

Objective: Create suitable living environments
Outcome: Availability/accessibility
Matrix Code: Interim Assistance (06)

National Objective: LMA

Initial Funding Date: 09/13/2016

Description:

The NEH Tool shed collaborates with Clean and Green, Edible Flint, and Keep Genesee County Beautiful. NEH is one of the working partners with Cities of Service and the Church in the efforts to manage vacant land, food garden development, and eradication of blight. The Tool Shed will be an effective, reliable and nimble resource for community groups and individuals managing vacant land in all areas of the city. NEH Will track and report on progress toward equipment loans, training, workshops, mobile tool shed deliveries and Organization group planning meetings.

Financing


	Fund Type	Grant Year	Grant	Funded Amount	Drawn In Program Year	Drawn Thru Program Year
CDBG	EN	Pre-2015		\$20,000.00	\$0.00	\$0.00
		2014	B14MC260018		\$0.00	\$20,000.00
		2015	B15MC260018	\$59,999.99	\$3,583.02	\$59,999.99
Total	Total			\$79,999.99	\$3,583.02	\$79,999.99

Proposed Accomplishments

People (General) : 500
Total Population in Service Area: 105,355
Census Tract Percent Low / Mod: 62.19

Annual Accomplishments

Years	Accomplishment Narrative	# Benefitting
2016	The Genesee County Land Bank (GCLB) contracted with the Neighborhood Engagement Hub to run the community tool shed program. The community tool shed manages an inventory of tools and equipment that can be checked out to be used by neighborhood groups to complete neighborhood cleanups, or by individual homeowners in low/moderate income areas of the City to help with maintaining/beautifying their yards and right-of-ways that otherwise would not be maintained. During this program year, 351 total check-outs of tools was completed, equipment training sessions were completed for 12 local volunteers, and 5 mobile tool shed deliveries were completed	



U.S. Department of Housing and Urban Development
Office of Community Planning and Development
Integrated Disbursement and Information System
CDBG Activity Summary Report (GPR) for Program Year 2018
FLINT

Date: 30-Sep-2019
Time: 15:14
Page: 19

PGM Year: 2015
Project: 0014 - Facility Improvements
IDIS Activity: 2587 - Parks Facilities McKinley, 15-139

Status: Open
Location: Address Suppressed

Objective: Create suitable living environments
Outcome: Sustainability
Matrix Code: Parks, Recreational Facilities (03F)

National Objective: LMA

Initial Funding Date: 11/16/2016

Description:

Contract 15-139 is two activities - 2724 and 2587.
Accomplishment data for 2587 will be reported to activity 2679.

Financing

	Fund Type	Grant Year	Grant	Funded Amount	Drawn In Program Year	Drawn Thru Program Year
CDBG	EN	2015	B15MC260018	\$25,000.00	\$22,201.25	\$22,201.25
Total	Total			\$25,000.00	\$22,201.25	\$22,201.25

Proposed Accomplishments

Total Population in Service Area: 2,240
Census Tract Percent Low / Mod: 64.96

Annual Accomplishments

Years	Accomplishment Narrative	# Benefitting
2016	Contract was set up but no specific activities were identified. Work will be completed and benefit data reported within the 17/18 program year.	



U.S. Department of Housing and Urban Development
Office of Community Planning and Development
Integrated Disbursement and Information System
CDBG Activity Summary Report (GPR) for Program Year 2018
FLINT

Date: 30-Sep-2019
Time: 15:14
Page: 20

PGM Year: 2015
Project: 0026 - Neighborhood Enhancement, FHUD16
IDIS Activity: 2588 - NEP Commercial Facade 15-076 red to 75K

Status: Open
Location: Address Suppressed

Objective: Create suitable living environments
Outcome: Sustainability
Matrix Code: Rehab; Publicly or Privately-Owned
Commercial/Industrial (14E)

National Objective: LMA

Initial Funding Date: 11/16/2016

Description:

15-16 Action Plan 150336.2 approved entering into \$100,000 for the purposes of facility improvements.
A minor amendment reduced the contract to \$75,000 for the purpose of facade improvements. The Planning division will identify commercial facade improvements to be completed following the Imagine Flint master plan guidelines as well as by public planning processes involving residents and stakeholder groups. This was originally allocated as 100K blight elimination pub facilities improvement.
Going to be split into 25K for streetlights and 75K facade improvements (DPD minigrants)

Financing


	Fund Type	Grant Year	Grant	Funded Amount	Drawn In Program Year	Drawn Thru Program Year
CDBG	EN	2015	B15MC260018	\$75,000.00	\$0.00	\$0.00
Total	Total			\$75,000.00	\$0.00	\$0.00

Proposed Accomplishments

Businesses : 1
Total Population in Service Area: 105,355
Census Tract Percent Low / Mod: 62.19

Annual Accomplishments

No data returned for this view. This might be because the applied filter excludes all data.



U.S. Department of Housing and Urban Development
Office of Community Planning and Development
Integrated Disbursement and Information System
CDBG Activity Summary Report (GPR) for Program Year 2018
FLINT

Date: 30-Sep-2019
Time: 15:14
Page: 21

PGM Year: 2013
Project: 0031 - OBC Facilities Improvement
IDIS Activity: 2589 - OBC Facilities Improvements

Status: Open
Location: Address Suppressed

Objective: Create economic opportunities
Outcome: Sustainability
Matrix Code: Other Public Improvements Not Listed
in 03A-03S (03Z)

National Objective: LMA

Initial Funding Date: 11/21/2016

Description:

Per EME9992014, OBC Facilities Improvements

Financing

	Fund Type	Grant Year	Grant	Funded Amount	Drawn In Program Year	Drawn Thru Program Year
CDBG	EN	Pre-2015		\$66,000.00	\$0.00	\$0.00
		2015	B15MC260018	\$117,000.00	\$0.00	\$0.00
Total	Total			\$183,000.00	\$0.00	\$0.00

Proposed Accomplishments

Public Facilities : 1
Total Population in Service Area: 105,355
Census Tract Percent Low / Mod: 62.19

Annual Accomplishments

No data returned for this view. This might be because the applied filter excludes all data.



U.S. Department of Housing and Urban Development
Office of Community Planning and Development
Integrated Disbursement and Information System
CDBG Activity Summary Report (GPR) for Program Year 2018
FLINT

Date: 30-Sep-2019

Time: 15:14

Page: 22

PGM Year: 2016
Project: 0004 - Public Services, FHUD17
IDIS Activity: 2597 - Flint P.A.L, 16-078

Status: Open
Location: Address Suppressed

Objective: Create suitable living environments

Outcome: Availability/accessibility

Matrix Code: Youth Services (05D)

National Objective: LMC

Initial Funding Date: 11/22/2016

Description:

CDBG funds will be provided to the Flint Police Department through their Police Activities League for recreational activities to be provided at the Haskell Recreation Center

Financing

	Fund Type	Grant Year	Grant	Funded Amount	Drawn In Program Year	Drawn Thru Program Year
CDBG	EN	2016	B16MC260018	\$58,000.00	\$13,545.26	\$53,005.22
Total	Total			\$58,000.00	\$13,545.26	\$53,005.22

Proposed Accomplishments

People (General) : 1,000

Actual Accomplishments

Number assisted:

	Owner		Renter		Total		Person	
	Total	Hispanic	Total	Hispanic	Total	Hispanic	Total	Hispanic
White:	0	0	0	0	0	0	4	0
Black/African American:	0	0	0	0	0	0	180	2
Asian:	0	0	0	0	0	0	0	0
American Indian/Alaskan Native:	0	0	0	0	0	0	0	0
Native Hawaiian/Other Pacific Islander:	0	0	0	0	0	0	0	0
American Indian/Alaskan Native & White:	0	0	0	0	0	0	0	0
Asian White:	0	0	0	0	0	0	0	0
Black/African American & White:	0	0	0	0	0	0	2	0
American Indian/Alaskan Native & Black/African American:	0	0	0	0	0	0	0	0
Other multi-racial:	0	0	0	0	0	0	0	0
Asian/Pacific Islander:	0	0	0	0	0	0	0	0
Hispanic:	0	0	0	0	0	0	0	0
Total:	0	0	0	0	0	0	186	2
Female-headed Households:	0		0		0			



U.S. Department of Housing and Urban Development
Office of Community Planning and Development
Integrated Disbursement and Information System
CDBG Activity Summary Report (GPR) for Program Year 2018
FLINT

Date: 30-Sep-2019
Time: 15:14
Page: 23

Income Category:

	Owner	Renter	Total	Person
Extremely Low	0	0	0	52
Low Mod	0	0	0	93
Moderate	0	0	0	41
Non Low Moderate	0	0	0	0
Total	0	0	0	186
Percent Low/Mod				100.0%

Annual Accomplishments

Years	Accomplishment Narrative	# Benefitting
2016	<p>Flint Police Activities League (P.A.L.) is a youth-based organization which provided structured programming during the year. P.A.L.S after school program offered homework help, tutoring, mentoring, athletics and a meal. The summer day camp offered field trips, cultural classes, arts and crafts, and athletics with three meals a day.</p> <p>Accomplishment data from pay request 19.</p>	



U.S. Department of Housing and Urban Development
Office of Community Planning and Development
Integrated Disbursement and Information System
CDBG Activity Summary Report (GPR) for Program Year 2018
FLINT

Date: 30-Sep-2019

Time: 15:14

Page: 24

PGM Year: 2016
Project: 0004 - Public Services, FHUD17
IDIS Activity: 2598 - Mott Comm College, Adult Lit 16-079

Status: Completed 4/1/2019 1:25:51 PM
Location: Address Suppressed

Objective: Create suitable living environments
Outcome: Availability/accessibility
Matrix Code: Other Public Services Not Listed in
05A-05Y, 03T (05Z)

National Objective: LMC

Initial Funding Date: 11/22/2016

Description:

Mott Community College will utilize CDBG funding to connect educations programs and systems with one another to ensure efficient and effective transitions from basic skills education to postsecondary education and training with the ultimate goal of decreasing the percentage of Flint area residents with low basic skills from 51% to 25% over the next several years. Approximately 500 individuals will develop strong basic skills

Financing

	Fund Type	Grant Year	Grant	Funded Amount	Drawn In Program Year	Drawn Thru Program Year
CDBG	EN	2016	B16MC260018	\$100,000.00	\$0.00	\$100,000.00
Total	Total			\$100,000.00	\$0.00	\$100,000.00

Proposed Accomplishments

People (General) : 500

Actual Accomplishments

Number assisted:

	Owner		Renter		Total		Person	
	Total	Hispanic	Total	Hispanic	Total	Hispanic	Total	Hispanic
White:	0	0	0	0	0	0	208	0
Black/African American:	0	0	0	0	0	0	1,142	0
Asian:	0	0	0	0	0	0	0	0
American Indian/Alaskan Native:	0	0	0	0	0	0	0	0
Native Hawaiian/Other Pacific Islander:	0	0	0	0	0	0	0	0
American Indian/Alaskan Native & White:	0	0	0	0	0	0	0	0
Asian White:	0	0	0	0	0	0	0	0
Black/African American & White:	0	0	0	0	0	0	18	0
American Indian/Alaskan Native & Black/African American:	0	0	0	0	0	0	0	0
Other multi-racial:	0	0	0	0	0	0	58	0
Asian/Pacific Islander:	0	0	0	0	0	0	0	0
Hispanic:	0	0	0	0	0	0	0	0
Total:	0	0	0	0	0	0	1,426	0



U.S. Department of Housing and Urban Development
Office of Community Planning and Development
Integrated Disbursement and Information System
CDBG Activity Summary Report (GPR) for Program Year 2018
FLINT

Date: 30-Sep-2019

Time: 15:14

Page: 25

Female-headed Households:


0 0 0

Income Category:

	Owner	Renter	Total	Person
Extremely Low	0	0	0	993
Low Mod	0	0	0	223
Moderate	0	0	0	210
Non Low Moderate	0	0	0	0
Total	0	0	0	1,426
Percent Low/Mod				100.0%

Annual Accomplishments

Years	Accomplishment Narrative	# Benefitting
2016	The Literacy and Basic Skills Network has provided family literacy and youth tutoring, coaching and mentoring, as defined by the community priorities from the networks planning process.	



U.S. Department of Housing and Urban Development
Office of Community Planning and Development
Integrated Disbursement and Information System
CDBG Activity Summary Report (GPR) for Program Year 2018
FLINT

Date: 30-Sep-2019
Time: 15:14
Page: 26

PGM Year: 2016
Project: 0004 - Public Services, FHUD17
IDIS Activity: 2599 - Southside Choice Neighborhood Safety 16-068

Status: Completed 8/23/2018 12:00:00 AM
Location: Address Suppressed

Objective: Create suitable living environments
Outcome: Sustainability
Matrix Code: Crime Awareness (05I)

National Objective: LMA

Initial Funding Date: 11/22/2016

Description:

The City of Flint's Police Department will create neighborhood partnerships between residents and business owners in the South Flint area to engage in residential problem solving exercises to proactively address immediate conditions that give rise to public safety issues.

The goal of the program is to provide a community police officer to work with residents to address safety concerns for the youth, parents and elderly.

Financing

	Fund Type	Grant Year	Grant	Funded Amount	Drawn In Program Year	Drawn Thru Program Year
CDBG	EN	2016	B16MC260018	\$28,117.62	\$0.00	\$28,117.62
Total	Total			\$28,117.62	\$0.00	\$28,117.62

Proposed Accomplishments

People (General) : 5,000

Total Population in Service Area: 2,570

Census Tract Percent Low / Mod: 90.66

Annual Accomplishments

Years	Accomplishment Narrative	# Benefitting
2016	A COF police officer was strategically located within the Southside Choice Neighborhood area, and worked to assist the community in the following ways: engaged the community and facilitated youth involvement in a variety of programs including the Flint PAL program and other local initiatives, engaged community members to increase involvement with the neighborhood crime watch program, crime stoppers, blue badge, etc., and worked with other law enforcement personnel to identify and reduce criminal activity.	



U.S. Department of Housing and Urban Development
Office of Community Planning and Development
Integrated Disbursement and Information System
CDBG Activity Summary Report (GPR) for Program Year 2018
FLINT

Date: 30-Sep-2019
Time: 15:14
Page: 27

PGM Year: 2016
Project: 0004 - Public Services, FHUD17
IDIS Activity: 2601 - Ennis Center - Mental Health Svcs 16-081

Status: Completed 10/23/2018 12:00:00 AM
Location: Address Suppressed

Objective: Create suitable living environments
Outcome: Availability/accessibility
Matrix Code: Mental Health Services (05O)

National Objective: LMC

Initial Funding Date: 11/22/2016

Description:

The Ennis Center for Children in cooperation with local churches will provide 29 hours of mental health therapy on a weekly basis. The program seeks to serve a currently underserved population by creating a safe and easily accessible environment for which to seek mental health support. Approximately 60 individuals will be assisted.

Financing

	Fund Type	Grant Year	Grant	Funded Amount	Drawn In Program Year	Drawn Thru Program Year
CDBG	EN	2016	B16MC260018	\$49,978.02	\$19,488.51	\$49,978.02
Total	Total			\$49,978.02	\$19,488.51	\$49,978.02

Proposed Accomplishments

People (General) : 60

Actual Accomplishments

Number assisted:

	Owner		Renter		Total		Person	
	Total	Hispanic	Total	Hispanic	Total	Hispanic	Total	Hispanic
White:	0	0	0	0	0	0	8	0
Black/African American:	0	0	0	0	0	0	56	0
Asian:	0	0	0	0	0	0	0	0
American Indian/Alaskan Native:	0	0	0	0	0	0	3	3
Native Hawaiian/Other Pacific Islander:	0	0	0	0	0	0	4	4
American Indian/Alaskan Native & White:	0	0	0	0	0	0	0	0
Asian White:	0	0	0	0	0	0	0	0
Black/African American & White:	0	0	0	0	0	0	1	0
American Indian/Alaskan Native & Black/African American:	0	0	0	0	0	0	0	0
Other multi-racial:	0	0	0	0	0	0	0	0
Asian/Pacific Islander:	0	0	0	0	0	0	0	0
Hispanic:	0	0	0	0	0	0	0	0
Total:	0	0	0	0	0	0	72	7



U.S. Department of Housing and Urban Development
Office of Community Planning and Development
Integrated Disbursement and Information System
CDBG Activity Summary Report (GPR) for Program Year 2018
FLINT

Date: 30-Sep-2019
Time: 15:14
Page: 28

Female-headed Households: 0 0 0

Income Category:

	Owner	Renter	Total	Person
Extremely Low	0	0	0	20
Low Mod	0	0	0	28
Moderate	0	0	0	24
Non Low Moderate	0	0	0	0
Total	0	0	0	72
Percent Low/Mod				100.0%

Annual Accomplishments

Years	Accomplishment Narrative	# Benefitting
2016	<p>Ennis Center for Children (ECC) has partnered with the Concerned Pastors of Flint, Michigan to address the mental health needs of their congregations and the communities within the City of Flint. The African-American community experiences mental health conditions at comparable rate to the general public, but for reasons including ease of access within their own communities, receives significantly less treatment. ECC, in corporation with five Flint area African-American churches have committed to provide a minimum of twenty-nine (29) hours of therapy at the churches on a weekly basis.</p> <p>Per CD Grant Coordinator, Ennis Center just recently completed program design and will begin implementing programming (10/17/17) USED PR11 for update Data reported was reported to Kevin Miller as of August 2017 Payment Request</p>	



U.S. Department of Housing and Urban Development
Office of Community Planning and Development
Integrated Disbursement and Information System
CDBG Activity Summary Report (GPR) for Program Year 2018
FLINT

Date: 30-Sep-2019
Time: 15:14
Page: 29

PGM Year: 2016
Project: 0005 - Housing Service, 16-17
IDIS Activity: 2602 - GCCARD CWE, 16-082

Status: Completed 8/7/2018 12:00:00 AM
Location: Address Suppressed

Objective: Provide decent affordable housing
Outcome: Availability/accessibility
Matrix Code: Rehab; Single-Unit Residential (14A) **National Objective:** LMH

Initial Funding Date: 11/22/2016

Description:

The City of Flint is funding Genesee Community Action Resource Department to to provide emergency repair assistance citywide to Flint's low to mod income families at an average cost of about \$10,000 each.

Approximately 23 families will be assisted.

The goal of this program is to assist in alleviating serious and immediate threats to the welfare of the homeowner and community and to provide assistance to homeowners for emergency repairs on a citywide basis

Financing

	Fund Type	Grant Year	Grant	Funded Amount	Drawn In Program Year	Drawn Thru Program Year
CDBG	EN	2016	B16MC260018	\$235,678.90	\$0.00	\$235,678.90
Total	Total			\$235,678.90	\$0.00	\$235,678.90

Proposed Accomplishments

Housing Units : 17

Actual Accomplishments

Number assisted:

	Owner		Renter		Total		Person	
	Total	Hispanic	Total	Hispanic	Total	Hispanic	Total	Hispanic
White:	3	0	0	0	3	0	0	0
Black/African American:	12	0	0	0	12	0	0	0
Asian:	0	0	0	0	0	0	0	0
American Indian/Alaskan Native:	0	0	0	0	0	0	0	0
Native Hawaiian/Other Pacific Islander:	0	0	0	0	0	0	0	0
American Indian/Alaskan Native & White:	0	0	0	0	0	0	0	0
Asian White:	0	0	0	0	0	0	0	0
Black/African American & White:	0	0	0	0	0	0	0	0
American Indian/Alaskan Native & Black/African American:	0	0	0	0	0	0	0	0
Other multi-racial:	0	0	0	0	0	0	0	0
Asian/Pacific Islander:	0	0	0	0	0	0	0	0
Hispanic:	0	0	0	0	0	0	0	0



U.S. Department of Housing and Urban Development
Office of Community Planning and Development
Integrated Disbursement and Information System
CDBG Activity Summary Report (GPR) for Program Year 2018
FLINT

Date: 30-Sep-2019
Time: 15:14
Page: 30

Total:	15	0	0	0	15	0	0	0
---------------	-----------	----------	----------	----------	-----------	----------	----------	----------

Female-headed Households:	9		0		9			
---------------------------	---	--	---	--	---	--	--	--

Income Category:

	Owner	Renter	Total	Person
Extremely Low	4	0	4	0
Low Mod	5	0	5	0
Moderate	6	0	6	0
Non Low Moderate	0	0	0	0
Total	15	0	15	0
Percent Low/Mod	100.0%		100.0%	

Annual Accomplishments

Years	Accomplishment Narrative	# Benefitting
2016	<p>GCCARD performed intake and spec-writing for the City of Flint Emergency Repair (CWE) program. They also managed subcontractors that performed the repairs to one or more of the following areas: roofing, electrical, plumbing and HVAC. They also performed lead testing and risk assessment through a third party agency that certified to perform those types of tests.</p> <p>E-mails to support added to the contract 15-055 file. Per K. Miller, all homes built after 1978 for lead reporting.</p> <p>Data reported is through June 30, 2018- final payment request.</p>	



U.S. Department of Housing and Urban Development
Office of Community Planning and Development
Integrated Disbursement and Information System
CDBG Activity Summary Report (GPR) for Program Year 2018
FLINT

Date: 30-Sep-2019
Time: 15:14
Page: 31

PGM Year: 2016
Project: 0005 - Housing Service, 16-17
IDIS Activity: 2603 - Habitat for Humanity, OOR, (16-083) FHUD17

Status: Completed 11/20/2018 12:00:00 AM
Location: Address Suppressed

Objective: Provide decent affordable housing
Outcome: Availability/accessibility
Matrix Code: Rehab; Single-Unit Residential (14A) **National Objective:** LMH

Initial Funding Date: 11/22/2016

Description:

Habitat for Humanity will conduct owner occupied rehabilitation in tipping point neighborhoods.
Approximately 9 households will be assisted.

Financing

	Fund Type	Grant Year	Grant	Funded Amount	Drawn In Program Year	Drawn Thru Program Year
CDBG	EN	2016	B16MC260018	\$200,000.00	\$0.30	\$200,000.00
Total	Total			\$200,000.00	\$0.30	\$200,000.00

Proposed Accomplishments

Housing Units : 9

Actual Accomplishments

Number assisted:

	Owner		Renter		Total		Person	
	Total	Hispanic	Total	Hispanic	Total	Hispanic	Total	Hispanic
White:	1	0	0	0	1	0	0	0
Black/African American:	12	0	0	0	12	0	0	0
Asian:	0	0	0	0	0	0	0	0
American Indian/Alaskan Native:	0	0	0	0	0	0	0	0
Native Hawaiian/Other Pacific Islander:	0	0	0	0	0	0	0	0
American Indian/Alaskan Native & White:	0	0	0	0	0	0	0	0
Asian White:	0	0	0	0	0	0	0	0
Black/African American & White:	0	0	0	0	0	0	0	0
American Indian/Alaskan Native & Black/African American:	0	0	0	0	0	0	0	0
Other multi-racial:	0	0	0	0	0	0	0	0
Asian/Pacific Islander:	0	0	0	0	0	0	0	0
Hispanic:	0	0	0	0	0	0	0	0
Total:	13	0	0	0	13	0	0	0
Female-headed Households:	11		0		11			



U.S. Department of Housing and Urban Development
Office of Community Planning and Development
Integrated Disbursement and Information System
CDBG Activity Summary Report (GPR) for Program Year 2018
FLINT

Date: 30-Sep-2019
Time: 15:14
Page: 32

Income Category:

	Owner	Renter	Total	Person
Extremely Low	5	0	5	0
Low Mod	8	0	8	0
Moderate	0	0	0	0
Non Low Moderate	0	0	0	0
Total	13	0	13	0
Percent Low/Mod	100.0%		100.0%	

Annual Accomplishments

Years	Accomplishment Narrative	# Benefitting
2016	Habitat conducted marketing and outreach strategies in the Civic Park, Mott Park, Ballenger Highway, New Community/ Ballenger Square, Metawanenee Hills, and Fairfield Village neighborhoods to get eligible home owners seeking to get rehabilitation work performed on their properties. Habitat would perform the intake on home owners seeking assistance and for those that were eligible, Habitat would draft specs of all necessary repairs needed to bring the home up to code according to the City of Flint Building and Safety Inspections department. Also, they oversaw bidding the construction work out to qualified contractor to perform necessary repairs according to the specifications written for each property.	



U.S. Department of Housing and Urban Development
Office of Community Planning and Development
Integrated Disbursement and Information System
CDBG Activity Summary Report (GPR) for Program Year 2018
FLINT

Date: 30-Sep-2019
Time: 15:14
Page: 33

PGM Year: 2016
Project: 0006 - Facility Improvements, 16-17
IDIS Activity: 2605 - McKinley Park Improvements, (16-067)

Status: Open
Location: Address Suppressed

Objective: Create suitable living environments
Outcome: Sustainability
Matrix Code: Parks, Recreational Facilities (03F)

National Objective: LMA

Initial Funding Date: 11/22/2016

Description:

16-17 Action Plan Resol 160376.1 adopted 9416 and EMA1312015 authorized 35K for parks facility improvements.
Combined in 70K contract 16-067McKinley Park improvements will be track on activity 2679.

Financing

	Fund Type	Grant Year	Grant	Funded Amount	Drawn In Program Year	Drawn Thru Program Year
CDBG	EN	Pre-2015		\$17,500.00	\$0.00	\$0.00
Total	Total			\$17,500.00	\$0.00	\$0.00

Proposed Accomplishments

Total Population in Service Area: 105,355
Census Tract Percent Low / Mod: 62.19

Annual Accomplishments

Years	Accomplishment Narrative	# Benefitting
2016	Contract was set up but no specific activities were identified. Work will be completed and benefit data reported within the 17/18 program year.	



U.S. Department of Housing and Urban Development
Office of Community Planning and Development
Integrated Disbursement and Information System
CDBG Activity Summary Report (GPR) for Program Year 2018
FLINT

Date: 30-Sep-2019
Time: 15:14
Page: 34

PGM Year: 2016
Project: 0007 - Blight Elimination FHUD17
IDIS Activity: 2606 - GCLB, Res/Comm Demolition (16-062)

Status: Open
Location: Address Suppressed

Objective: Create suitable living environments
Outcome: Sustainability
Matrix Code: Clearance and Demolition (04)

National Objective: SBA

Initial Funding Date: 11/22/2016

Description:

The Demolition Program benefits the community by improving sustainability of neighborhoods for low to moderate income persons living in the City of Flint. The community wide program will demolish approximately 15 residential structures and 5 commercial structures that are at risk to the health and safety of the City of Flint residents. This program will complement other funding from State of Michigan, and the Genesee County Land Bank

Financing

	Fund Type	Grant Year	Grant	Funded Amount	Drawn In Program Year	Drawn Thru Program Year
CDBG	EN	2016	B16MC260018	\$684,213.00	\$370,076.21	\$684,213.00
Total	Total			\$684,213.00	\$370,076.21	\$684,213.00

Proposed Accomplishments

Housing Units : 5

Annual Accomplishments

Years	Accomplishment Narrative	# Benefitting
2016	During program year 16/17, the Genesee County Land Bank oversaw the completion of phase two demolition of the former Glen Acres apartment complex (benefit data reported on activity 2566). This contract will provide funding for the demolition multiple residential properties, and activity/benefit data reporting will occur in program year 17/18.	



U.S. Department of Housing and Urban Development
Office of Community Planning and Development
Integrated Disbursement and Information System
CDBG Activity Summary Report (GPR) for Program Year 2018
FLINT

Date: 30-Sep-2019
Time: 15:14
Page: 35

PGM Year: 2016
Project: 0007 - Blight Elimination FHUD17
IDIS Activity: 2609 - NEP, 15-16. (16-065) FHUD17CDBG

Status: Open
Location: Address Suppressed

Objective: Create suitable living environments
Outcome: Sustainability
Matrix Code: Street Improvements (03K)

National Objective: LMA

Initial Funding Date: 11/22/2016

Description:

Streetscape improvements in the MLK Corridor will be reported on activity 2721.

Financing

	Fund Type	Grant Year	Grant	Funded Amount	Drawn In Program Year	Drawn Thru Program Year
CDBG	EN	2016	B16MC260018	\$100,000.00	\$0.00	\$0.00
Total	Total			\$100,000.00	\$0.00	\$0.00

Proposed Accomplishments

Total Population in Service Area: 12,915
Census Tract Percent Low / Mod: 73.02

Annual Accomplishments

Years	Accomplishment Narrative	# Benefitting
2016	Contract was set up but no specific activities were identified. Work will be completed and benefit data reported within the 17/18 program year.	



U.S. Department of Housing and Urban Development
Office of Community Planning and Development
Integrated Disbursement and Information System
CDBG Activity Summary Report (GPR) for Program Year 2018
FLINT

Date: 30-Sep-2019
Time: 15:14
Page: 36

PGM Year: 2016
Project: 0007 - Blight Elimination FHUD17
IDIS Activity: 2614 - Flint Property Portal, Code Enf

Status: Completed 11/6/2018 1:33:09 PM
Location: Address Suppressed

Objective: Provide decent affordable housing
Outcome: Affordability
Matrix Code: Code Enforcement (15)

National Objective: LMA

Initial Funding Date: 03/28/2017

Description:

The Flint Property Portal is used by citizens to report problem properties in Flint. The system uses GIS to map complaints and make efficient use of NSOs to correct deficiencies. Activity accomplishment/benefit data will be reported on contract 16-064, activity 2608.

Financing

	Fund Type	Grant Year	Grant	Funded Amount	Drawn In Program Year	Drawn Thru Program Year
CDBG	EN	Pre-2015		\$30,000.00	\$0.00	\$0.00
		2014	B14MC260018		\$0.00	\$30,000.00
Total	Total			\$30,000.00	\$0.00	\$30,000.00

Proposed Accomplishments

Total Population in Service Area: 105,355
Census Tract Percent Low / Mod: 62.19

Annual Accomplishments

Years	Accomplishment Narrative	# Benefitting
2016	Contract 16-123 was initiated to assist in the development of a web-based blight reporting platform to support the City's comprehensive code enforcement strategy. This portal is utilized to collect, report, and inform blight-related decisions around the City of Flint. This initiative was completed in collaboration with the Genesee County Land Bank, and the developer for the portal was Loveland Technologies. Benefit data for this activity is included in the benefit data for code enforcement activity #2608, contract 16-064.	



U.S. Department of Housing and Urban Development
Office of Community Planning and Development
Integrated Disbursement and Information System
CDBG Activity Summary Report (GPR) for Program Year 2018
FLINT

Date: 30-Sep-2019
Time: 15:14
Page: 37

PGM Year: 2016
Project: 0001 - Administration/Planning, CED 16-17 Action Plan
IDIS Activity: 2625 - Flint FHUD17CDBG Administration (2)

Status: Open
Location: ,

Objective:
Outcome:
Matrix Code: General Program Administration (21A) **National Objective:**

Initial Funding Date: 07/31/2017

Description:

Activity is associated with oversight of federal funding related to ESG, HOME and CDBG by COF employees adopted in 2016 Action plan.

Financing

	Fund Type	Grant Year	Grant	Funded Amount	Drawn In Program Year	Drawn Thru Program Year
CDBG	EN	2016	B16MC260018	\$679,996.94	\$33,016.30	\$678,219.82
Total	Total			\$679,996.94	\$33,016.30	\$678,219.82

Proposed Accomplishments

Actual Accomplishments

Number assisted:


	Owner		Renter		Total		Person	
	Total	Hispanic	Total	Hispanic	Total	Hispanic	Total	Hispanic
White:					0	0		
Black/African American:					0	0		
Asian:					0	0		
American Indian/Alaskan Native:					0	0		
Native Hawaiian/Other Pacific Islander:					0	0		
American Indian/Alaskan Native & White:					0	0		
Asian White:					0	0		
Black/African American & White:					0	0		
American Indian/Alaskan Native & Black/African American:					0	0		
Other multi-racial:					0	0		
Asian/Pacific Islander:					0	0		
Hispanic:					0	0		
Total:	0	0	0	0	0	0	0	0

Female-headed Households:

0

Income Category:

Owner Renter Total Person



U.S. Department of Housing and Urban Development
Office of Community Planning and Development
Integrated Disbursement and Information System
CDBG Activity Summary Report (GPR) for Program Year 2018
FLINT

Date: 30-Sep-2019
Time: 15:14
Page: 38

Extremely Low			0	
Low Mod			0	
Moderate			0	
Non Low Moderate			0	
Total	0	0	0	0
Percent Low/Mod				

Annual Accomplishments

No data returned for this view. This might be because the applied filter excludes all data.



U.S. Department of Housing and Urban Development
Office of Community Planning and Development
Integrated Disbursement and Information System
CDBG Activity Summary Report (GPR) for Program Year 2018
FLINT

Date: 30-Sep-2019
Time: 15:14
Page: 39

PGM Year: 2017
Project: 0001 - Big Brothers Big Sisters Youth Mentoring, 17-18
IDIS Activity: 2645 - Big Brothers Big Sisters FHUD18, 17-070

Status: Completed 10/1/2018 12:00:00 AM
Location: Address Suppressed

Objective: Create suitable living environments
Outcome: Availability/accessibility
Matrix Code: Youth Services (05D)

National Objective: LMC

Initial Funding Date: 12/16/2017

Description:

Big Brothers Big Sisters of Greater Flint will provide mentoring services and enhancement activities for 35 children from low to moderate income levels within the City of Flint. The established goals for the program will focus on breaking the cycle of poverty by promoting healthy lifestyles, improving educational achievement, life skills and overall outlook of participating youth. Our goal is for all of the youth enrolled be matched with adult volunteers (mentors) developing strong relationships with their mentor through contacts; youth will spend 6-8 hours a month for one (1) year.

Financing

	Fund Type	Grant Year	Grant	Funded Amount	Drawn In Program Year	Drawn Thru Program Year
CDBG	EN	2017	B17MC260018	\$35,000.00	\$2,043.04	\$35,000.00
Total	Total			\$35,000.00	\$2,043.04	\$35,000.00

Proposed Accomplishments

People (General) : 35

Actual Accomplishments

Number assisted:

	Owner		Renter		Total		Person	
	Total	Hispanic	Total	Hispanic	Total	Hispanic	Total	Hispanic
White:	0	0	0	0	0	0	8	0
Black/African American:	0	0	0	0	0	0	53	2
Asian:	0	0	0	0	0	0	0	0
American Indian/Alaskan Native:	0	0	0	0	0	0	0	0
Native Hawaiian/Other Pacific Islander:	0	0	0	0	0	0	0	0
American Indian/Alaskan Native & White:	0	0	0	0	0	0	0	0
Asian White:	0	0	0	0	0	0	0	0
Black/African American & White:	0	0	0	0	0	0	0	0
American Indian/Alaskan Native & Black/African American:	0	0	0	0	0	0	0	0
Other multi-racial:	0	0	0	0	0	0	7	0
Asian/Pacific Islander:	0	0	0	0	0	0	0	0
Hispanic:	0	0	0	0	0	0	0	0



U.S. Department of Housing and Urban Development
Office of Community Planning and Development
Integrated Disbursement and Information System
CDBG Activity Summary Report (GPR) for Program Year 2018
FLINT

Date: 30-Sep-2019

Time: 15:14

Page: 40

Total:	0	0	0	0	0	0	68	2
---------------	----------	----------	----------	----------	----------	----------	-----------	----------

Female-headed Households:	0		0		0			
---------------------------	---	--	---	--	---	--	--	--

Income Category:

	Owner	Renter	Total	Person
Extremely Low	0	0	0	68
Low Mod	0	0	0	0
Moderate	0	0	0	0
Non Low Moderate	0	0	0	0
Total	0	0	0	68
Percent Low/Mod				100.0%

Annual Accomplishments

Years	Accomplishment Narrative	# Benefitting
2017	Big Brothers Big Sisters of Flint and Genesee County has provided mentoring services and enhancement activities for 68 children from low to moderate income levels within the City of Flint. The program has focused on breaking the cycle of poverty by promoting healthy lifestyles, improving educational achievement, life skills and overall outlook of participating youth.	



U.S. Department of Housing and Urban Development
Office of Community Planning and Development
Integrated Disbursement and Information System
CDBG Activity Summary Report (GPR) for Program Year 2018
FLINT

Date: 30-Sep-2019
Time: 15:14
Page: 41

PGM Year: 2017
Project: 0003 - Flint & Gen Literacy Network, Youth Program
IDIS Activity: 2647 - Flint & Genesee Literacy Network 17-075

Status: Open
Location: Address Suppressed

Objective: Create suitable living environments
Outcome: Availability/accessibility
Matrix Code: Other Public Services Not Listed in
05A-05Y, 03T (05Z)

National Objective: LMC

Initial Funding Date: 12/16/2017

Description:

Mott Community College will utilize CDBG funding to connect education programs and systems with one another to ensure efficient and effective transitions from basic skills education to postsecondary education and training with the ultimate goal of decreasing the percentage of Flint area residents with low basic skills from 51% to 25% over the next several years. Approximately 500 individuals will develop strong basic skills.

Financing

	Fund Type	Grant Year	Grant	Funded Amount	Drawn In Program Year	Drawn Thru Program Year
CDBG	EN	2017	B17MC260018	\$85,000.00	\$82,725.68	\$84,578.32
Total	Total			\$85,000.00	\$82,725.68	\$84,578.32

Proposed Accomplishments

People (General) : 500

Actual Accomplishments

Number assisted:

	Owner		Renter		Total		Person	
	Total	Hispanic	Total	Hispanic	Total	Hispanic	Total	Hispanic
White:	0	0	0	0	0	0	699	0
Black/African American:	0	0	0	0	0	0	1,234	4
Asian:	0	0	0	0	0	0	0	0
American Indian/Alaskan Native:	0	0	0	0	0	0	0	0
Native Hawaiian/Other Pacific Islander:	0	0	0	0	0	0	0	0
American Indian/Alaskan Native & White:	0	0	0	0	0	0	0	0
Asian White:	0	0	0	0	0	0	0	0
Black/African American & White:	0	0	0	0	0	0	0	0
American Indian/Alaskan Native & Black/African American:	0	0	0	0	0	0	0	0
Other multi-racial:	0	0	0	0	0	0	105	0
Asian/Pacific Islander:	0	0	0	0	0	0	0	0
Hispanic:	0	0	0	0	0	0	0	0
Total:	0	0	0	0	0	0	2,038	4



U.S. Department of Housing and Urban Development
Office of Community Planning and Development
Integrated Disbursement and Information System
CDBG Activity Summary Report (GPR) for Program Year 2018
FLINT

Date: 30-Sep-2019

Time: 15:14

Page: 42

Female-headed Households:

0

0

0

Income Category:

	Owner	Renter	Total	Person
Extremely Low	0	0	0	1,268
Low Mod	0	0	0	413
Moderate	0	0	0	357
Non Low Moderate	0	0	0	0
Total	0	0	0	2,038
Percent Low/Mod				100.0%

Annual Accomplishments

Years	Accomplishment Narrative	# Benefitting
2018	USED PR8	



U.S. Department of Housing and Urban Development
Office of Community Planning and Development
Integrated Disbursement and Information System
CDBG Activity Summary Report (GPR) for Program Year 2018
FLINT

Date: 30-Sep-2019
Time: 15:14
Page: 43

PGM Year: 2017
Project: 0004 - Genesee County Youth Corp, Traverse Place
IDIS Activity: 2648 - GCYC Traverse Place, 17-076

Status: Open
Location: Address Suppressed

Objective: Create suitable living environments
Outcome: Availability/accessibility
Matrix Code: Youth Services (05D)

National Objective: LMC

Initial Funding Date: 12/16/2017

Description:

GCYC proposes to use CDBG funds to support its transitional living program for extremely low income youths aged 17-21 years old in a 3 county area. The program is specifically designed so that homeless youth have an opportunity to advance abilities to live independently through education, employment and life skills training. Specific life skills training includes money-management, budgeting, self-discipline, work ethics, nutrition, personal relationships and career development.

Financing

	Fund Type	Grant Year	Grant	Funded Amount	Drawn In Program Year	Drawn Thru Program Year
CDBG	EN	2017	B17MC260018	\$35,000.00	\$29,978.01	\$35,000.00
Total	Total			\$35,000.00	\$29,978.01	\$35,000.00

Proposed Accomplishments

People (General) : 16

Actual Accomplishments

Number assisted:

	Owner		Renter		Total		Person	
	Total	Hispanic	Total	Hispanic	Total	Hispanic	Total	Hispanic
White:	0	0	0	0	0	0	12	0
Black/African American:	0	0	0	0	0	0	22	0
Asian:	0	0	0	0	0	0	0	0
American Indian/Alaskan Native:	0	0	0	0	0	0	0	0
Native Hawaiian/Other Pacific Islander:	0	0	0	0	0	0	0	0
American Indian/Alaskan Native & White:	0	0	0	0	0	0	0	0
Asian White:	0	0	0	0	0	0	0	0
Black/African American & White:	0	0	0	0	0	0	0	0
American Indian/Alaskan Native & Black/African American:	0	0	0	0	0	0	0	0
Other multi-racial:	0	0	0	0	0	0	0	0
Asian/Pacific Islander:	0	0	0	0	0	0	0	0
Hispanic:	0	0	0	0	0	0	0	0
Total:	0	0	0	0	0	0	34	0



U.S. Department of Housing and Urban Development
Office of Community Planning and Development
Integrated Disbursement and Information System
CDBG Activity Summary Report (GPR) for Program Year 2018
FLINT

Date: 30-Sep-2019
Time: 15:14
Page: 44

Female-headed Households:

0 0 0

Income Category:

	Owner	Renter	Total	Person
Extremely Low	0	0	0	34
Low Mod	0	0	0	0
Moderate	0	0	0	0
Non Low Moderate	0	0	0	0
Total	0	0	0	34
Percent Low/Mod				100.0%

Annual Accomplishments

Years	Accomplishment Narrative	# Benefitting
2017	accomplishments per PR9	



U.S. Department of Housing and Urban Development
Office of Community Planning and Development
Integrated Disbursement and Information System
CDBG Activity Summary Report (GPR) for Program Year 2018
FLINT

Date: 30-Sep-2019
Time: 15:14
Page: 45

PGM Year: 2017
Project: 0005 - Legal Services, Education Advocacy
IDIS Activity: 2649 - LSEM Ed Advocacy, 17-073

Status: Open
Location: Address Suppressed

Objective: Create suitable living environments
Outcome: Availability/accessibility
Matrix Code: Legal Services (05C)

National Objective: LMC

Initial Funding Date: 12/16/2017

Description:

LSEM will use funding to advocate for Flint children to receive eligible public benefits and disability and to ensure that Flint children and their families receive special education services through the public or charter school system. LSEM will provide legal services to 40 individuals or families to advise of benefits available, legal proofs required to obtain assistance and follow procedural protocols for protecting disabled children affected by the Flint water crisis.

Financing

	Fund Type	Grant Year	Grant	Funded Amount	Drawn In Program Year	Drawn Thru Program Year
CDBG	EN	2017	B17MC260018	\$20,000.00	\$7,313.14	\$14,172.58
Total	Total			\$20,000.00	\$7,313.14	\$14,172.58

Proposed Accomplishments

People (General) : 40

Actual Accomplishments

Number assisted:

	Owner		Renter		Total		Person	
	Total	Hispanic	Total	Hispanic	Total	Hispanic	Total	Hispanic
White:	0	0	0	0	0	0	1	0
Black/African American:	0	0	0	0	0	0	22	0
Asian:	0	0	0	0	0	0	0	0
American Indian/Alaskan Native:	0	0	0	0	0	0	0	0
Native Hawaiian/Other Pacific Islander:	0	0	0	0	0	0	0	0
American Indian/Alaskan Native & White:	0	0	0	0	0	0	0	0
Asian White:	0	0	0	0	0	0	0	0
Black/African American & White:	0	0	0	0	0	0	2	0
American Indian/Alaskan Native & Black/African American:	0	0	0	0	0	0	0	0
Other multi-racial:	0	0	0	0	0	0	2	1
Asian/Pacific Islander:	0	0	0	0	0	0	0	0
Hispanic:	0	0	0	0	0	0	0	0
Total:	0	0	0	0	0	0	27	1



U.S. Department of Housing and Urban Development
Office of Community Planning and Development
Integrated Disbursement and Information System
CDBG Activity Summary Report (GPR) for Program Year 2018
FLINT

Date: 30-Sep-2019
Time: 15:14
Page: 46


Female-headed Households: 0 0 0

Income Category:

	Owner	Renter	Total	Person
Extremely Low	0	0	0	22
Low Mod	0	0	0	2
Moderate	0	0	0	3
Non Low Moderate	0	0	0	0
Total	0	0	0	27
Percent Low/Mod				100.0%

Annual Accomplishments

Years	Accomplishment Narrative	# Benefitting
2017	LSEM has opened 18 cases so far. LSEM is advocating for clients at all levels for clients at the IEP level, court proceedings and appeal level. LSEM has scheduled meetings and/or met with seven community agencies that include Community Resolution Center, GISD Truancy Committee, Crim Community Education, Mental Health Court, GISD Great Start Collaborative, Carman Ainsworth Schools and St. Lukes. PR12	



U.S. Department of Housing and Urban Development
Office of Community Planning and Development
Integrated Disbursement and Information System
CDBG Activity Summary Report (GPR) for Program Year 2018
FLINT

Date: 30-Sep-2019
Time: 15:14
Page: 47

PGM Year: 2017
Project: 0006 - Legal Services, Fair Housing Testing
IDIS Activity: 2650 - LSEM, Fair Housing 17-074

Status: Open
Location: Address Suppressed

Objective: Create suitable living environments
Outcome: Availability/accessibility
Matrix Code: Fair Housing Activities (if CDBG, then subject to 15% cap) (05J)
National Objective: LMC

Initial Funding Date: 12/16/2017

Description:

The fair housing center will utilize CDBG funding to ensure equal housing opportunity to all people regardless of race, sex, sexual orientation, color, age, religion, national origin, familial, marital or disability status.

LSEM will screen all clients receiving assistance for fair housing issues.

LSEM will also conduct paired tests investigation of housing complaints and provide proactive services that help identify and resolve community problems.

Financing

	Fund Type	Grant Year	Grant	Funded Amount	Drawn In Program Year	Drawn Thru Program Year
CDBG	EN	2017	B17MC260018	\$20,000.00	\$8,939.24	\$18,947.94
Total	Total			\$20,000.00	\$8,939.24	\$18,947.94

Proposed Accomplishments

People (General) : 10

Actual Accomplishments

Number assisted:

	Owner		Renter		Total		Person	
	Total	Hispanic	Total	Hispanic	Total	Hispanic	Total	Hispanic
White:	0	0	0	0	0	0	260	4
Black/African American:	0	0	0	0	0	0	526	0
Asian:	0	0	0	0	0	0	0	0
American Indian/Alaskan Native:	0	0	0	0	0	0	1	0
Native Hawaiian/Other Pacific Islander:	0	0	0	0	0	0	0	0
American Indian/Alaskan Native & White:	0	0	0	0	0	0	0	0
Asian White:	0	0	0	0	0	0	0	0
Black/African American & White:	0	0	0	0	0	0	14	0
American Indian/Alaskan Native & Black/African American:	0	0	0	0	0	0	0	0
Other multi-racial:	0	0	0	0	0	0	2	0
Asian/Pacific Islander:	0	0	0	0	0	0	0	0
Hispanic:	0	0	0	0	0	0	0	0
Total:	0	0	0	0	0	0	803	4



U.S. Department of Housing and Urban Development
Office of Community Planning and Development
Integrated Disbursement and Information System
CDBG Activity Summary Report (GPR) for Program Year 2018
FLINT

Date: 30-Sep-2019
Time: 15:14
Page: 48

Female-headed Households:

0 0 0

Income Category:

	Owner	Renter	Total	Person
Extremely Low	0	0	0	676
Low Mod	0	0	0	105
Moderate	0	0	0	22
Non Low Moderate	0	0	0	0
Total	0	0	0	803
Percent Low/Mod				100.0%

Annual Accomplishments

Years	Accomplishment Narrative	# Benefitting
2017	Accomplishments as of PR11	



U.S. Department of Housing and Urban Development
Office of Community Planning and Development
Integrated Disbursement and Information System
CDBG Activity Summary Report (GPR) for Program Year 2018
FLINT

Date: 30-Sep-2019
Time: 15:14
Page: 49

PGM Year: 2017
Project: 0007 - United Way, Youth Recreation Initiative
IDIS Activity: 2651 - United Way Youth Rec 17-072

Status: Completed 11/20/2018 12:00:00 AM
Location: Address Suppressed

Objective: Create suitable living environments
Outcome: Availability/accessibility
Matrix Code: Youth Services (05D)

National Objective: LMC

Initial Funding Date: 12/16/2017

Description:

Complete CWE for flint residents limited to 10k per household and income qualified

Financing

	Fund Type	Grant Year	Grant	Funded Amount	Drawn In Program Year	Drawn Thru Program Year
CDBG	EN	2017	B17MC260018	\$70,000.00	\$24,488.50	\$70,000.00
Total	Total			\$70,000.00	\$24,488.50	\$70,000.00


Proposed Accomplishments

People (General) : 32

Actual Accomplishments

Number assisted:

	Owner		Renter		Total		Person	
	Total	Hispanic	Total	Hispanic	Total	Hispanic	Total	Hispanic
White:	0	0	0	0	0	0	19	0
Black/African American:	0	0	0	0	0	0	285	0
Asian:	0	0	0	0	0	0	4	0
American Indian/Alaskan Native:	0	0	0	0	0	0	0	0
Native Hawaiian/Other Pacific Islander:	0	0	0	0	0	0	0	0
American Indian/Alaskan Native & White:	0	0	0	0	0	0	0	0
Asian White:	0	0	0	0	0	0	0	0
Black/African American & White:	0	0	0	0	0	0	0	0
American Indian/Alaskan Native & Black/African American:	0	0	0	0	0	0	0	0
Other multi-racial:	0	0	0	0	0	0	36	0
Asian/Pacific Islander:	0	0	0	0	0	0	0	0
Hispanic:	0	0	0	0	0	0	0	0
Total:	0	0	0	0	0	0	344	0
Female-headed Households:	0		0		0			



U.S. Department of Housing and Urban Development
Office of Community Planning and Development
Integrated Disbursement and Information System
CDBG Activity Summary Report (GPR) for Program Year 2018
FLINT

Date: 30-Sep-2019
Time: 15:14
Page: 50

Income Category:

	Owner	Renter	Total	Person
Extremely Low	0	0	0	293
Low Mod	0	0	0	0
Moderate	0	0	0	51
Non Low Moderate	0	0	0	0
Total	0	0	0	344
Percent Low/Mod				100.0%

Annual Accomplishments

Years	Accomplishment Narrative	# Benefitting
2017	Six youth rec groups received direct benefits during September 2018. "Think Before You Act", Sylvester Broom Center (SBEV-Linnell McKinney), CMB Basketball, Flint Area United Soccer Club, New Directions Youth Program, and DTRT Youth Club.	



U.S. Department of Housing and Urban Development
Office of Community Planning and Development
Integrated Disbursement and Information System
CDBG Activity Summary Report (GPR) for Program Year 2018
FLINT

Date: 30-Sep-2019
Time: 15:14
Page: 51

PGM Year: 2014
Project: 0030 - LAURA T SIGMON, BEST PRACTICES ECONOMIC DEV
IDIS Activity: 2655 - MicroEnterprise, Best Practices 17-110

Status: Completed 5/29/2019 4:28:01 PM
Location: Address Suppressed

Objective: Create economic opportunities
Outcome: Sustainability
Matrix Code: Micro-Enterprise Assistance (18C)

National Objective: LMCMC

Initial Funding Date: 02/05/2018

Description:

Resolution 170522 adopted by RTAB 101117 authorized contract with Laura T Sigmon, Best Practices. Best Practices Consulting Services, LLC (BPCS) will support four previous small business graduates with technical assistance. The technical assistance will be marketing, accounting, and business accountability support. The four targets are participating operating a restaurant in order to solidify their food truck aspirations. A new cohort of 15 Flint small business concerns will begin a training program designed to identify their business gaps. In the program a business advisor will be assigned to document, support and direct individual work plans outlined for each participant. The training program runs for eight weeks, will allow the participants to participate when applicable in Pop-Up events. When and where feasible, the individual will be allowed a support budget to assist with items like business registration, potential inventory, marketing support, legal advice, accounting systems, etc.

Financing

	Fund Type	Grant Year	Grant	Funded Amount	Drawn In Program Year	Drawn Thru Program Year
CDBG	EN	Pre-2015		\$35,976.66	\$0.00	\$0.00
		2014	B14MC260018		\$0.00	\$35,976.66
Total	Total			\$35,976.66	\$0.00	\$35,976.66

Proposed Accomplishments

Businesses : 15

Actual Accomplishments

Number assisted:

	Owner		Renter		Total		Person	
	Total	Hispanic	Total	Hispanic	Total	Hispanic	Total	Hispanic
White:	0	0	0	0	0	0	0	0
Black/African American:	0	0	0	0	0	0	10	0
Asian:	0	0	0	0	0	0	0	0
American Indian/Alaskan Native:	0	0	0	0	0	0	1	1
Native Hawaiian/Other Pacific Islander:	0	0	0	0	0	0	0	0
American Indian/Alaskan Native & White:	0	0	0	0	0	0	0	0
Asian White:	0	0	0	0	0	0	0	0
Black/African American & White:	0	0	0	0	0	0	0	0
American Indian/Alaskan Native & Black/African American:	0	0	0	0	0	0	0	0



U.S. Department of Housing and Urban Development
Office of Community Planning and Development
Integrated Disbursement and Information System
CDBG Activity Summary Report (GPR) for Program Year 2018
FLINT

Date: 30-Sep-2019
Time: 15:14
Page: 52

Other multi-racial:	0	0	0	0	0	0	2	0
Asian/Pacific Islander:	0	0	0	0	0	0	0	0
Hispanic:	0	0	0	0	0	0	0	0
Total:	0	0	0	0	0	0	13	1
Female-headed Households:	0		0		0			

Income Category:

	Owner	Renter	Total	Person
Extremely Low	0	0	0	9
Low Mod	0	0	0	0
Moderate	0	0	0	4
Non Low Moderate	0	0	0	0
Total	0	0	0	13
Percent Low/Mod				100.0%

Annual Accomplishments

Years	Accomplishment Narrative	# Benefitting
2017	Accomplishments through PR6	



U.S. Department of Housing and Urban Development
Office of Community Planning and Development
Integrated Disbursement and Information System
CDBG Activity Summary Report (GPR) for Program Year 2018
FLINT

Date: 30-Sep-2019
Time: 15:14
Page: 53

PGM Year: 2017
Project: 0030 - Brennan Senior Center, Coming of Age Senior Services
IDIS Activity: 2656 - Brennan Elm Park Senior Transition 17-079

Status: Open
Location: Address Suppressed

Objective: Create suitable living environments
Outcome: Availability/accessibility
Matrix Code: Senior Services (05A)

National Objective: LMC

Initial Funding Date: 02/19/2018

Description:

The goal of this program is to facilitate the inclusion of "coming of age" seniors between 55-59 years old. This low/moderate limited clientele will be able to register at the Brennan Senior Center and fully participate in all programs, activities and services currently rendered to the seniors aged 60 and older who are funded by the Genesee County Senior Millage Adopted in resolution 170384.2 17-18 Action Plan.

Financing

	Fund Type	Grant Year	Grant	Funded Amount	Drawn In Program Year	Drawn Thru Program Year
CDBG	EN	2017	B17MC260018	\$10,000.00	\$2,872.80	\$10,000.00
Total	Total			\$10,000.00	\$2,872.80	\$10,000.00

Proposed Accomplishments

People (General) : 400

Actual Accomplishments

Number assisted:

	Owner		Renter		Total		Person	
	Total	Hispanic	Total	Hispanic	Total	Hispanic	Total	Hispanic
White:	0	0	0	0	0	0	4	0
Black/African American:	0	0	0	0	0	0	42	0
Asian:	0	0	0	0	0	0	0	0
American Indian/Alaskan Native:	0	0	0	0	0	0	0	0
Native Hawaiian/Other Pacific Islander:	0	0	0	0	0	0	0	0
American Indian/Alaskan Native & White:	0	0	0	0	0	0	0	0
Asian White:	0	0	0	0	0	0	0	0
Black/African American & White:	0	0	0	0	0	0	0	0
American Indian/Alaskan Native & Black/African American:	0	0	0	0	0	0	0	0
Other multi-racial:	0	0	0	0	0	0	0	0
Asian/Pacific Islander:	0	0	0	0	0	0	0	0
Hispanic:	0	0	0	0	0	0	0	0
Total:	0	0	0	0	0	0	46	0



U.S. Department of Housing and Urban Development
Office of Community Planning and Development
Integrated Disbursement and Information System
CDBG Activity Summary Report (GPR) for Program Year 2018
FLINT

Date: 30-Sep-2019
Time: 15:14
Page: 54

Female-headed Households: 0 0 0

Income Category:

	Owner	Renter	Total	Person
Extremely Low	0	0	0	29
Low Mod	0	0	0	17
Moderate	0	0	0	0
Non Low Moderate	0	0	0	0
Total	0	0	0	46
Percent Low/Mod				100.0%

Annual Accomplishments

Years	Accomplishment Narrative	# Benefitting
2017	Seniors were provided a meditation and mindfulness class. The goal was to explore the usefulness of meditation and mindfulness as a nonpharmacological approach to help seniors manage issues such as stress, chronic pain and anxiety. Beginner computer classes taught seniors Microsoft Word and Excel. Brennan formed a partnership with McLaren to provide information and education about reconstruction on hip and knee replacement and new procedures as well as seminar on the Genius 3F Mammography exam. USED PR 12 for benefit data	



U.S. Department of Housing and Urban Development
Office of Community Planning and Development
Integrated Disbursement and Information System
CDBG Activity Summary Report (GPR) for Program Year 2018
FLINT

Date: 30-Sep-2019
Time: 15:14
Page: 55

PGM Year: 2017
Project: 0012 - COF Blight Elimination Division, Neighborhood Cleanups
IDIS Activity: 2662 - Neighborhood Cleanups 17-089

Status: Open
Location: Address Suppressed

Objective: Create suitable living environments
Outcome: Sustainability
Matrix Code: Interim Assistance (06)

National Objective: LMA

Initial Funding Date: 03/07/2018

Description:

Resolution #170384.2 adopted 91317 authorized entering into 100K MOU with PlanningBlight for Neighborhood Cleanups. The City of Flint Blight Elimination Division will provide large roll-off dumpsters and neighborhood cleanup support crews to physically address targeted garbage, trash and debris issues within the boundaries of the City's Code Enforcement Service Area.

110 problem sites will be addressed by cleanup support crews, 70 dumpsters will be provided to support neighborhood cleanup campaigns and 150 sites will be cleaned by Blight Elimination Division staff members in response to resident complaints and consistent with the City's Blight Elimination Framework and Comprehensive Code Enforcement Program Design.

Financing

	Fund Type	Grant Year	Grant	Funded Amount	Drawn In Program Year	Drawn Thru Program Year
CDBG	EN	2017	B17MC260018	\$100,000.00	\$35,837.54	\$66,753.36
Total	Total			\$100,000.00	\$35,837.54	\$66,753.36

Proposed Accomplishments

Housing Units : 110

Total Population in Service Area: 105,355

Census Tract Percent Low / Mod: 62.19

Annual Accomplishments

No data returned for this view. This might be because the applied filter excludes all data.



U.S. Department of Housing and Urban Development
Office of Community Planning and Development
Integrated Disbursement and Information System
CDBG Activity Summary Report (GPR) for Program Year 2018
FLINT

Date: 30-Sep-2019
Time: 15:14
Page: 56

PGM Year: 2017
Project: 0013 - Comprehensive Code Enforcement
IDIS Activity: 2663 - Comprehensive Code Enf 17-087

Status: Open
Location: Address Suppressed

Objective: Create suitable living environments
Outcome: Sustainability
Matrix Code: Code Enforcement (15)

National Objective: LMA

Initial Funding Date: 03/08/2018

Description:

The City's Code Enforcement Officers will address blight in low to moderate income areas that have a high concentration of foreclosure actions. CDBG funds will be used to pay for personnel that will issue and process citations in response to complaints, as well as perform property inspections with regard to properties in violation of City of Flint ordinances adopted to address blight elimination. The goal of the program is to address health, safety and security conditions by enforcing ordinances that aid in the prevention of slum and blight within the City of Flint.

Financing

	Fund Type	Grant Year	Grant	Funded Amount	Drawn In Program Year	Drawn Thru Program Year
CDBG	EN	2017	B17MC260018	\$600,000.00	\$311,553.53	\$600,000.00
Total	Total			\$600,000.00	\$311,553.53	\$600,000.00

Proposed Accomplishments

People (General) : 2,700
Total Population in Service Area: 105,355
Census Tract Percent Low / Mod: 62.19

Annual Accomplishments

Years	Accomplishment Narrative	# Benefitting
2018	Work continues in service area to identify and ticket code violations. All ticketed residents can appear before the blight court or remediate violations.	



U.S. Department of Housing and Urban Development
Office of Community Planning and Development
Integrated Disbursement and Information System
CDBG Activity Summary Report (GPR) for Program Year 2018
FLINT

Date: 30-Sep-2019
Time: 15:14
Page: 57

PGM Year: 2017
Project: 0027 - VAAA Senior Services, Home Delivered Meals
IDIS Activity: 2664 - VAAA, Senior Meal Delivery 17-077

Status: Completed 8/28/2018 12:00:00 AM
Location: Address Suppressed

Objective: Create suitable living environments
Outcome: Availability/accessibility
Matrix Code: Senior Services (05A)

National Objective: LMC

Initial Funding Date: 03/08/2018

Description:

Valley Area on Aging Home Delivered Meals program will provide a hot meal daily to home bound, frail seniors aging from 60 years of age and over who reside in the City of Flint, in order to reduce nutritional risk.

A Home Delivered Meals Case Manager will conduct an opening assessment and reassessment to determine program eligibility, nutritional risk and resource linkage, which may include additional services.

Priority will be given to seniors who are low income, have no support, and have difficulties with physical and/or cognitive impairments.

Funding received will provide approximately 30 seniors with 12,532 meals.

Financing

	Fund Type	Grant Year	Grant	Funded Amount	Drawn In Program Year	Drawn Thru Program Year
CDBG	EN	2017	B17MC260018	\$50,000.00	\$0.00	\$50,000.00
Total	Total			\$50,000.00	\$0.00	\$50,000.00


Proposed Accomplishments

People (General) : 30

Actual Accomplishments

Number assisted:

	Owner		Renter		Total		Person	
	Total	Hispanic	Total	Hispanic	Total	Hispanic	Total	Hispanic
White:	0	0	0	0	0	0	10	0
Black/African American:	0	0	0	0	0	0	34	0
Asian:	0	0	0	0	0	0	0	0
American Indian/Alaskan Native:	0	0	0	0	0	0	0	0
Native Hawaiian/Other Pacific Islander:	0	0	0	0	0	0	0	0
American Indian/Alaskan Native & White:	0	0	0	0	0	0	0	0
Asian White:	0	0	0	0	0	0	0	0
Black/African American & White:	0	0	0	0	0	0	0	0
American Indian/Alaskan Native & Black/African American:	0	0	0	0	0	0	0	0
Other multi-racial:	0	0	0	0	0	0	0	0
Asian/Pacific Islander:	0	0	0	0	0	0	0	0



U.S. Department of Housing and Urban Development
Office of Community Planning and Development
Integrated Disbursement and Information System
CDBG Activity Summary Report (GPR) for Program Year 2018
FLINT

Date: 30-Sep-2019
Time: 15:14
Page: 58

Hispanic:	0	0	0	0	0	0	0	0
Total:	0	0	0	0	0	0	44	0

Female-headed Households:	0	0	0	0	0	0	0	0
---------------------------	---	---	---	---	---	---	---	---

<i>Income Category:</i>	Owner	Renter	Total	Person
Extremely Low	0	0	0	17
Low Mod	0	0	0	15
Moderate	0	0	0	12
Non Low Moderate	0	0	0	0
Total	0	0	0	44
Percent Low/Mod				100.0%

Annual Accomplishments

Years	Accomplishment Narrative	# Benefitting
2018	VAAA conducted Home Delivery of meals to home bound, frail seniors.	



U.S. Department of Housing and Urban Development
Office of Community Planning and Development
Integrated Disbursement and Information System
CDBG Activity Summary Report (GPR) for Program Year 2018
FLINT

Date: 30-Sep-2019

Time: 15:14

Page: 59

PGM Year: 2017
Project: 0029 - Hasselbring Senior Center, Senior Services
IDIS Activity: 2665 - Hasslebring Senior Center 17-078

Status: Completed 10/22/2018 12:00:00 AM
Location: Address Suppressed

Objective: Create suitable living environments
Outcome: Availability/accessibility
Matrix Code: Senior Services (05A)

National Objective: LMC

Initial Funding Date: 03/08/2018

Description:

Hasselbring Senior Center will use \$10,000 in CDBG funds to continue providing programs and services to the elderly residents and to implement "Get the Lead Out" which will address the unmet need for the seniors as they combat the catastrophic effects of lead contamination in Flint's water. Services will be provided at the Hasselbring Senior Center located at 1002 W Home Avenue on the City's north side.

Financing

	Fund Type	Grant Year	Grant	Funded Amount	Drawn In Program Year	Drawn Thru Program Year
CDBG	EN	2017	B17MC260018	\$10,000.00	\$10,000.00	\$10,000.00
Total	Total			\$10,000.00	\$10,000.00	\$10,000.00

Proposed Accomplishments

People (General) : 75

Actual Accomplishments

Number assisted:

	Owner		Renter		Total		Person	
	Total	Hispanic	Total	Hispanic	Total	Hispanic	Total	Hispanic
White:	0	0	0	0	0	0	23	0
Black/African American:	0	0	0	0	0	0	3,247	0
Asian:	0	0	0	0	0	0	11	0
American Indian/Alaskan Native:	0	0	0	0	0	0	0	0
Native Hawaiian/Other Pacific Islander:	0	0	0	0	0	0	0	0
American Indian/Alaskan Native & White:	0	0	0	0	0	0	22	0
Asian White:	0	0	0	0	0	0	0	0
Black/African American & White:	0	0	0	0	0	0	0	0
American Indian/Alaskan Native & Black/African American:	0	0	0	0	0	0	0	0
Other multi-racial:	0	0	0	0	0	0	50	21
Asian/Pacific Islander:	0	0	0	0	0	0	0	0
Hispanic:	0	0	0	0	0	0	0	0
Total:	0	0	0	0	0	0	3,353	21



U.S. Department of Housing and Urban Development
Office of Community Planning and Development
Integrated Disbursement and Information System
CDBG Activity Summary Report (GPR) for Program Year 2018
FLINT

Date: 30-Sep-2019
Time: 15:14
Page: 60

Female-headed Households: 0 0 0

Income Category:

	Owner	Renter	Total	Person
Extremely Low	0	0	0	1,005
Low Mod	0	0	0	671
Moderate	0	0	0	1,677
Non Low Moderate	0	0	0	0
Total	0	0	0	3,353
Percent Low/Mod				100.0%

Annual Accomplishments

Years	Accomplishment Narrative	# Benefitting
2018	The Hasselbring Senior Center serves area senior citizens Montday through Friday from 8am - 430pm. The mission is to keep senior citizens happy, helthy and safe to live independently in the community for as long as possible. This is accomplished by providing programs, services and activities that encourage well-being. Examples of services include congregate meals, exercise programs, health screenings, support groups, enrichment classes, transportation services, educational programs, food baskets, health fairs, gardening, line dancing, volunteer opportunities, income tax services, veterans counseling, MMAP, open enrollment and socialization.	



U.S. Department of Housing and Urban Development
Office of Community Planning and Development
Integrated Disbursement and Information System
CDBG Activity Summary Report (GPR) for Program Year 2018
FLINT

Date: 30-Sep-2019
Time: 15:14
Page: 61

PGM Year: 2017
Project: 0008 - YWCA, SAFE Center
IDIS Activity: 2666 - YWCA Safe Center 17-081

Status: Completed 11/20/2018 12:00:00 AM
Location: Address Suppressed

Objective: Create suitable living environments
Outcome: Availability/accessibility
Matrix Code: Other Public Services Not Listed in
05A-05Y, 03T (05Z)

National Objective: LMC

Initial Funding Date: 03/08/2018

Description:

The YWCA of Greater Flint will use CDBG funds to purchase a colposcope, and to support the SAFE Center operational costs. Funds will also be used to pay hourly on-call rate for nurses who will respond on a 24-hour basis. Units of service are single individuals who have been served by SAFE Center. It is estimated that approximately 160 sexual assault victims from the City of Flint will be served during the CDBG FY 2017-2018 grant period.

Financing

	Fund Type	Grant Year	Grant	Funded Amount	Drawn In Program Year	Drawn Thru Program Year
CDBG	EN	2017	B17MC260018	\$40,000.00	\$40,000.00	\$40,000.00
Total	Total			\$40,000.00	\$40,000.00	\$40,000.00

Proposed Accomplishments

People (General) : 160

Actual Accomplishments

Number assisted:

	Owner		Renter		Total		Person	
	Total	Hispanic	Total	Hispanic	Total	Hispanic	Total	Hispanic
White:	0	0	0	0	0	0	62	2
Black/African American:	0	0	0	0	0	0	21	0
Asian:	0	0	0	0	0	0	1	0
American Indian/Alaskan Native:	0	0	0	0	0	0	1	0
Native Hawaiian/Other Pacific Islander:	0	0	0	0	0	0	0	0
American Indian/Alaskan Native & White:	0	0	0	0	0	0	0	0
Asian White:	0	0	0	0	0	0	0	0
Black/African American & White:	0	0	0	0	0	0	2	0
American Indian/Alaskan Native & Black/African American:	0	0	0	0	0	0	0	0
Other multi-racial:	0	0	0	0	0	0	0	0
Asian/Pacific Islander:	0	0	0	0	0	0	0	0
Hispanic:	0	0	0	0	0	0	0	0
Total:	0	0	0	0	0	0	87	2



U.S. Department of Housing and Urban Development
Office of Community Planning and Development
Integrated Disbursement and Information System
CDBG Activity Summary Report (GPR) for Program Year 2018
FLINT

Date: 30-Sep-2019
Time: 15:14
Page: 62

Female-headed Households: 0 0 0

Income Category:

	Owner	Renter	Total	Person
Extremely Low	0	0	0	83
Low Mod	0	0	0	4
Moderate	0	0	0	0
Non Low Moderate	0	0	0	0
Total	0	0	0	87
Percent Low/Mod				100.0%

Annual Accomplishments

Years	Accomplishment Narrative	# Benefitting
2018	SAFE Center provides 24 hour access to a sexual assault nurse examiner and a victim advocate. Services are free and confidential to survivors of sexual assault. In July 2018, 13 survivors received a forensic sexual assault exam at SAFE Center. Total to date is 87.	



U.S. Department of Housing and Urban Development
Office of Community Planning and Development
Integrated Disbursement and Information System
CDBG Activity Summary Report (GPR) for Program Year 2018
FLINT

Date: 30-Sep-2019
Time: 15:14
Page: 63

PGM Year:	2017				
Project:	0031 - Court Street Village Home Repairs				
IDIS Activity:	2667 - Court Street Village 17-082				
Status:	Open	Objective:	Provide decent affordable housing		
Location:	Address Suppressed	Outcome:	Availability/accessibility		
		Matrix Code:	Rehab; Single-Unit Residential (14A)	National Objective:	LMH

Initial Funding Date: 03/08/2018

Description:

Court Street Village Non- Profit will conduct home rehabilitation in the tipping point neighborhood Fairfield Village with the end goal of sale to low/moderate income homebuyers. Approximately 2 homes will be Completed.

Financing

	Fund Type	Grant Year	Grant	Funded Amount	Drawn In Program Year	Drawn Thru Program Year
CDBG	EN	2017	B17MC260018	\$20,000.00	\$10,016.00	\$10,249.00
	PI			\$1,000.00	\$500.00	\$500.00
Total	Total			\$21,000.00	\$10,516.00	\$10,749.00

Proposed Accomplishments

Housing Units : 2

Actual Accomplishments

Number assisted:

	Owner		Renter		Total		Person	
	Total	Hispanic	Total	Hispanic	Total	Hispanic	Total	Hispanic
White:	1	0	0	0	1	0	0	0
Black/African American:	1	0	0	0	1	0	0	0
Asian:	0	0	0	0	0	0	0	0
American Indian/Alaskan Native:	0	0	0	0	0	0	0	0
Native Hawaiian/Other Pacific Islander:	0	0	0	0	0	0	0	0
American Indian/Alaskan Native & White:	0	0	0	0	0	0	0	0
Asian White:	0	0	0	0	0	0	0	0
Black/African American & White:	0	0	0	0	0	0	0	0
American Indian/Alaskan Native & Black/African American:	0	0	0	0	0	0	0	0
Other multi-racial:	0	0	0	0	0	0	0	0
Asian/Pacific Islander:	0	0	0	0	0	0	0	0
Hispanic:	0	0	0	0	0	0	0	0
Total:	2	0	0	0	2	0	0	0



U.S. Department of Housing and Urban Development
Office of Community Planning and Development
Integrated Disbursement and Information System
CDBG Activity Summary Report (GPR) for Program Year 2018
FLINT

Date: 30-Sep-2019
Time: 15:14
Page: 64

Female-headed Households: 0 0 0

Income Category:

	Owner	Renter	Total	Person
Extremely Low	0	0	0	0
Low Mod	0	0	0	0
Moderate	2	0	2	0
Non Low Moderate	0	0	0	0
Total	2	0	2	0
Percent Low/Mod	100.0%		100.0%	

Annual Accomplishments

Years	Accomplishment Narrative	# Benefitting
2018	Court Street Village repaired/replaced 2 roofs on E Sixth Street	



U.S. Department of Housing and Urban Development
Office of Community Planning and Development
Integrated Disbursement and Information System
CDBG Activity Summary Report (GPR) for Program Year 2018
FLINT

Date: 30-Sep-2019
Time: 15:14
Page: 65

PGM Year: 2017
Project: 0009 - GCCARD, CWE
IDIS Activity: 2668 - GCCARD CWE, 17-083

Status: Completed 1/24/2019 12:00:00 AM
Location: Address Suppressed

Objective: Create suitable living environments

Outcome: Sustainability

Matrix Code: Rehab; Single-Unit Residential (14A)

National Objective: LMH

Initial Funding Date: 03/08/2018

Description:

17-083 GCCARD CWE The City of Flint is funding Genesee Community Action Resource Department to to provide emergency repair assistance citywide to Flint's low to mod income families at an average cost of about \$7,500.00 each.

Approximately 34 families will be assisted.

The goal of this program is to assist in alleviating serious and immediate threats to the welfare of the homeowner and community and to provide assistance to homeowners for emergency repairs on a citywide basis.

Financing

	Fund Type	Grant Year	Grant	Funded Amount	Drawn In Program Year	Drawn Thru Program Year
CDBG	EN	2017	B17MC260018	\$31,179.62	\$31,179.62	\$31,179.62
Total	Total			\$31,179.62	\$31,179.62	\$31,179.62

Proposed Accomplishments

Housing Units : 34

Actual Accomplishments

Number assisted:

	Owner		Renter		Total		Person	
	Total	Hispanic	Total	Hispanic	Total	Hispanic	Total	Hispanic
White:	1	0	0	0	1	0	0	0
Black/African American:	3	0	0	0	3	0	0	0
Asian:	0	0	0	0	0	0	0	0
American Indian/Alaskan Native:	0	0	0	0	0	0	0	0
Native Hawaiian/Other Pacific Islander:	0	0	0	0	0	0	0	0
American Indian/Alaskan Native & White:	0	0	0	0	0	0	0	0
Asian White:	0	0	0	0	0	0	0	0
Black/African American & White:	0	0	0	0	0	0	0	0
American Indian/Alaskan Native & Black/African American:	0	0	0	0	0	0	0	0
Other multi-racial:	0	0	0	0	0	0	0	0
Asian/Pacific Islander:	0	0	0	0	0	0	0	0
Hispanic:	0	0	0	0	0	0	0	0



U.S. Department of Housing and Urban Development
Office of Community Planning and Development
Integrated Disbursement and Information System
CDBG Activity Summary Report (GPR) for Program Year 2018
FLINT

Date: 30-Sep-2019
Time: 15:14
Page: 66

Total: 4 0 0 0 4 0 0 0

Female-headed Households: 4 0 4

Income Category:

	Owner	Renter	Total	Person
Extremely Low	4	0	4	0
Low Mod	0	0	0	0
Moderate	0	0	0	0
Non Low Moderate	0	0	0	0
Total	4	0	4	0
Percent Low/Mod	100.0%		100.0%	

Annual Accomplishments

Years	Accomplishment Narrative	# Benefitting
2018	This activity benefited four low to extremely low income home-owners through emergency home repairs assisting to keep them in the home long term and making it more affordable to remain there. The agency experienced turn-over and the program was not moving forward, thus the contract was not extended past the expiration date.	



U.S. Department of Housing and Urban Development
Office of Community Planning and Development
Integrated Disbursement and Information System
CDBG Activity Summary Report (GPR) for Program Year 2018
FLINT

Date: 30-Sep-2019
Time: 15:14
Page: 67

PGM Year: 2017
Project: 0010 - GC Habitat for Humanity, Owner Occupied Rehab
IDIS Activity: 2669 - OOR GCH4H 17-084

Status: Completed 12/13/2018 12:00:00 AM
Location: Address Suppressed

Objective: Provide decent affordable housing
Outcome: Sustainability
Matrix Code: Rehab; Single-Unit Residential (14A) **National Objective:** LMH

Initial Funding Date: 03/08/2018

Description:
17-084 Habitat for Humanity Owner-Occupied RehabHabitat for Humanity will conduct an Owner-Occupied Repair Program to address emergency home repairs

Financing

	Fund Type	Grant Year	Grant	Funded Amount	Drawn In Program Year	Drawn Thru Program Year
CDBG	EN	2017	B17MC260018	\$94,850.00	\$51,829.13	\$94,850.00
Total	Total			\$94,850.00	\$51,829.13	\$94,850.00

Proposed Accomplishments

Housing Units : 30

Actual Accomplishments

Number assisted:

	Owner		Renter		Total		Person	
	Total	Hispanic	Total	Hispanic	Total	Hispanic	Total	Hispanic
White:	1	0	0	0	1	0	0	0
Black/African American:	5	0	0	0	5	0	0	0
Asian:	0	0	0	0	0	0	0	0
American Indian/Alaskan Native:	0	0	0	0	0	0	0	0
Native Hawaiian/Other Pacific Islander:	0	0	0	0	0	0	0	0
American Indian/Alaskan Native & White:	1	1	0	0	1	1	0	0
Asian White:	0	0	0	0	0	0	0	0
Black/African American & White:	0	0	0	0	0	0	0	0
American Indian/Alaskan Native & Black/African American:	0	0	0	0	0	0	0	0
Other multi-racial:	0	0	0	0	0	0	0	0
Asian/Pacific Islander:	0	0	0	0	0	0	0	0
Hispanic:	0	0	0	0	0	0	0	0
Total:	7	1	0	0	7	1	0	0
Female-headed Households:	0		0		0			



U.S. Department of Housing and Urban Development
Office of Community Planning and Development
Integrated Disbursement and Information System
CDBG Activity Summary Report (GPR) for Program Year 2018
FLINT

Date: 30-Sep-2019

Time: 15:14


Page: 68

Income Category:

	Owner	Renter	Total	Person
Extremely Low	1	0	1	0
Low Mod	3	0	3	0
Moderate	3	0	3	0
Non Low Moderate	0	0	0	0
Total	7	0	7	0
Percent Low/Mod	100.0%		100.0%	

Annual Accomplishments

Years	Accomplishment Narrative	# Benefitting
2017	GENESEE COUNTY HABITAT FOR HUMANITY HAS CONTINUED TO PROVIDE NEEDED HOME REPAIRS TO OWNER OCCUPIED HOMES IN THE CITY OF FLINT UTILIZING ITS CDBG FUNDING.	



U.S. Department of Housing and Urban Development
Office of Community Planning and Development
Integrated Disbursement and Information System
CDBG Activity Summary Report (GPR) for Program Year 2018
FLINT

Date: 30-Sep-2019
Time: 15:14
Page: 69

PGM Year: 2017
Project: 0015 - Genesee County Land Bank Demolition
IDIS Activity: 2670 - GCLB, Res/Comm Demolition 17-086

Status: Open
Location: Address Suppressed

Objective: Create suitable living environments
Outcome: Sustainability
Matrix Code: Clearance and Demolition (04)

National Objective: LMA

Initial Funding Date: 03/08/2018

Description:

The Demolition Program benefits the community by improving sustainability of neighborhoods for low to moderate income persons living in the City of Flint. The community wide program will demolish approximately 25 commercialresidential structures that are at risk to the health and safety of the City of Flint residents. This program will complement other funding from State of Michigan, and the Genesee County Land Bank.

Financing

	Fund Type	Grant Year	Grant	Funded Amount	Drawn In Program Year	Drawn Thru Program Year
CDBG	EN	2017	B17MC260018	\$675,000.00	\$352,726.44	\$352,726.44
Total	Total			\$675,000.00	\$352,726.44	\$352,726.44

Proposed Accomplishments

Housing Units : 24
Total Population in Service Area: 105,355
Census Tract Percent Low / Mod: 62.19

Annual Accomplishments

No data returned for this view. This might be because the applied filter excludes all data.



U.S. Department of Housing and Urban Development
Office of Community Planning and Development
Integrated Disbursement and Information System
CDBG Activity Summary Report (GPR) for Program Year 2018
FLINT

Date: 30-Sep-2019
Time: 15:14
Page: 70

PGM Year: 2017
Project: 0014 - GC Land Bank Community Toolshed
IDIS Activity: 2671 - Community Toolshed, GCLB 17-088

Status: Open
Location: Address Suppressed

Objective: Create suitable living environments
Outcome: Sustainability
Matrix Code: Interim Assistance (06)

National Objective: LMA

Initial Funding Date: 03/19/2018

Description:

Genesee County Land Bank will use CDBG funds to sub-grant to the Neighborhood Engagement Hun (NEH) to operate the community tool shed. Operation of the tool shed includes: tool rental and mobile tool sheds that loans tools, power equipment, and safety training for the clean-up and maintenance of property that is blighted, abandoned, vacant, or for development of community gardens. Funding will also provide for GCLB staff overview and reporting from NEH and to the City.

Financing


	Fund Type	Grant Year	Grant	Funded Amount	Drawn In Program Year	Drawn Thru Program Year
CDBG	EN	2017	B17MC260018	\$50,000.00	\$50,000.00	\$50,000.00
Total	Total			\$50,000.00	\$50,000.00	\$50,000.00

Proposed Accomplishments

Housing Units : 500
Total Population in Service Area: 105,355
Census Tract Percent Low / Mod: 62.19

Annual Accomplishments

Years	Accomplishment Narrative	# Benefitting
2018	GCLB toolshed continues to provide tools to low-moderate area residents for the purpose of neighborhood beautification, home repairs, lawn mowing, etc.	



U.S. Department of Housing and Urban Development
Office of Community Planning and Development
Integrated Disbursement and Information System
CDBG Activity Summary Report (GPR) for Program Year 2018
FLINT

Date: 30-Sep-2019
Time: 15:14
Page: 71

PGM Year: 2017
Project: 0016 - Personal Protective Fire Equipment & Air Compressor/COF Fire Dept
IDIS Activity: 2672 - COF Fire Department Pers Prot Equip

Status: Completed 11/20/2018 12:00:00 AM
Location: Address Suppressed

Objective: Create suitable living environments
Outcome: Sustainability
Matrix Code: Fire Station/Equipment (03O)

National Objective: LMA

Initial Funding Date: 03/19/2018

Description:

The City of Flint Fire Department proposes to use CDBG funding to purchase personal protective equipment (PPE) for its recently hired firefighters. PPE consists of fire-retardant coats, pants, helmets, boots, hoods, goggles and gloves. Most locations that firefighters respond to are located within low or moderate income areas of the City. Approximately 43 firefighters will be assisted, serving the entire City of Flint.

Financing


	Fund Type	Grant Year	Grant	Funded Amount	Drawn In Program Year	Drawn Thru Program Year
CDBG	EN	2017	B17MC260018	\$30,000.00	\$30,000.00	\$30,000.00
Total	Total			\$30,000.00	\$30,000.00	\$30,000.00

Proposed Accomplishments

Public Facilities : 1
Total Population in Service Area: 105,355
Census Tract Percent Low / Mod: 62.19

Annual Accomplishments

Years	Accomplishment Narrative	# Benefitting
2018	Personal protection equipment was purchased.	



U.S. Department of Housing and Urban Development
Office of Community Planning and Development
Integrated Disbursement and Information System
CDBG Activity Summary Report (GPR) for Program Year 2018
FLINT

Date: 30-Sep-2019
Time: 15:14
Page: 72

PGM Year: 2017
Project: 0021 - CDBG Administration, 20% CAP, FHUD18CDBG
IDIS Activity: 2673 - FHUD18 CDBG Admin

Status: Open
Location: ,

Objective:
Outcome:
Matrix Code: General Program Administration (21A) **National Objective:**

Initial Funding Date: 05/10/2018

Description:

The City of Flint will use general administration dollars to administer its CDBG program for the 17-18 program year

Financing

	Fund Type	Grant Year	Grant	Funded Amount	Drawn In Program Year	Drawn Thru Program Year
CDBG	EN	2017	B17MC260018	\$712,744.00	\$559,329.82	\$684,321.66
Total	Total			\$712,744.00	\$559,329.82	\$684,321.66

Proposed Accomplishments

Actual Accomplishments

Number assisted:

	Owner		Renter		Total		Person	
	Total	Hispanic	Total	Hispanic	Total	Hispanic	Total	Hispanic
White:					0	0		
Black/African American:					0	0		
Asian:					0	0		
American Indian/Alaskan Native:					0	0		
Native Hawaiian/Other Pacific Islander:					0	0		
American Indian/Alaskan Native & White:					0	0		
Asian White:					0	0		
Black/African American & White:					0	0		
American Indian/Alaskan Native & Black/African American:					0	0		
Other multi-racial:					0	0		
Asian/Pacific Islander:					0	0		
Hispanic:					0	0		
Total:	0	0	0	0	0	0	0	0

Female-headed Households:

0

Income Category:

Owner Renter Total Person




U.S. Department of Housing and Urban Development
Office of Community Planning and Development
Integrated Disbursement and Information System
CDBG Activity Summary Report (GPR) for Program Year 2018
FLINT

Date: 30-Sep-2019
Time: 15:14
Page: 73

Extremely Low			0	
Low Mod			0	
Moderate			0	
Non Low Moderate			0	
Total	0	0	0	0
Percent Low/Mod				

Annual Accomplishments

No data returned for this view. This might be because the applied filter excludes all data.



U.S. Department of Housing and Urban Development
Office of Community Planning and Development
Integrated Disbursement and Information System
CDBG Activity Summary Report (GPR) for Program Year 2018
FLINT

Date: 30-Sep-2019
Time: 15:14
Page: 74

PGM Year: 2015
Project: 0026 - Neighborhood Enhancement, FHUD16
IDIS Activity: 2676 - Streetlight NEP

Status: Completed 8/23/2018 12:00:00 AM
Location: Address Suppressed

Objective: Create suitable living environments
Outcome: Sustainability
Matrix Code: Street Improvements (03K)

National Objective: LMA

Initial Funding Date: 08/22/2018

Description:

Financing

	Fund Type	Grant Year	Grant	Funded Amount	Drawn In Program Year	Drawn Thru Program Year
CDBG	EN	2015	B15MC260018	\$23,867.00	\$0.00	\$23,867.00
Total	Total			\$23,867.00	\$0.00	\$23,867.00

Proposed Accomplishments

People (General) : 1,000
Total Population in Service Area: 4,490
Census Tract Percent Low / Mod: 74.83

Annual Accomplishments

Years	Accomplishment Narrative	# Benefitting
2018	Streetlight improvements were completed within the MLK corridor.	



U.S. Department of Housing and Urban Development
Office of Community Planning and Development
Integrated Disbursement and Information System
CDBG Activity Summary Report (GPR) for Program Year 2018
FLINT

Date: 30-Sep-2019
Time: 15:14
Page: 75

PGM Year: 2015
Project: 0014 - Facility Improvements
IDIS Activity: 2677 - Evergreen Community Center/Boiler 18-043

Status: Completed 5/24/2019 12:00:00 AM
Location: 4121 Martin Luther King Ave Flint, MI 48505-3707

Objective: Create suitable living environments
Outcome: Sustainability
Matrix Code: Neighborhood Facilities (03E)

National Objective: LMA

Initial Funding Date: 09/12/2018

Description:

Evergreen Community Center is a neighborhood hub that provides a variety of programs for the community.
Funding will be used to buy and install a new boiler.

Financing

	Fund Type	Grant Year	Grant	Funded Amount	Drawn In Program Year	Drawn Thru Program Year
CDBG	EN	2015	B15MC260018	\$38,300.00	\$38,300.00	\$38,300.00
		2018	B18MC260018	\$4,500.00	\$4,500.00	\$4,500.00
Total	Total			\$42,800.00	\$42,800.00	\$42,800.00

Proposed Accomplishments

Public Facilities : 1
Total Population in Service Area: 22,110
Census Tract Percent Low / Mod: 61.47

Annual Accomplishments

Years	Accomplishment Narrative	# Benefitting
2018	Evergreen Community Development Initiative completed boiler and air compressor work at the facility located at 4121 Martin Luther King Avenue.	



U.S. Department of Housing and Urban Development
Office of Community Planning and Development
Integrated Disbursement and Information System
CDBG Activity Summary Report (GPR) for Program Year 2018
FLINT

Date: 30-Sep-2019
Time: 15:14
Page: 76

PGM Year: 2017
Project: 0018 - Neighborhood Enhancement Program/COF Planning
IDIS Activity: 2678 - NEP, CPTED 17-18, Planning 17-091

Status: Open
Location: Address Suppressed

Objective: Create suitable living environments
Outcome: Sustainability
Matrix Code: Street Improvements (03K)

National Objective: LMA

Initial Funding Date: 09/12/2018

Description:

170384.2 adopted 91317.
FHUD18 17-18 Action Plan.
Accomplishment data will be reported on activity 2721.

Financing


	Fund Type	Grant Year	Grant	Funded Amount	Drawn In Program Year	Drawn Thru Program Year
CDBG	EN	2017	B17MC260018	\$50,000.00	\$0.00	\$0.00
Total	Total			\$50,000.00	\$0.00	\$0.00

Proposed Accomplishments

Total Population in Service Area: 12,915
Census Tract Percent Low / Mod: 73.02

Annual Accomplishments

No data returned for this view. This might be because the applied filter excludes all data.



U.S. Department of Housing and Urban Development
Office of Community Planning and Development
Integrated Disbursement and Information System
CDBG Activity Summary Report (GPR) for Program Year 2018
FLINT

Date: 30-Sep-2019
Time: 15:14
Page: 77

PGM Year: 2017
Project: 0032 - PARKS improvement, COF Planning
IDIS Activity: 2679 - PARKS improvement, McKinley FHUD18

Status: Open
Location: Address Suppressed

Objective: Create suitable living environments
Outcome: Availability/accessibility
Matrix Code: Parks, Recreational Facilities (03F)

National Objective: LMA

Initial Funding Date: 09/12/2018

Description:

Adopted in action Plan 170384.2.
Accomplishment data includes activities 2587, 2605 and 2679.

Financing

	Fund Type	Grant Year	Grant	Funded Amount	Drawn In Program Year	Drawn Thru Program Year
CDBG	EN	2017	B17MC260018	\$72,999.93	\$4,384.75	\$4,384.75
Total	Total			\$72,999.93	\$4,384.75	\$4,384.75

Proposed Accomplishments

Public Facilities : 1
Total Population in Service Area: 105,355
Census Tract Percent Low / Mod: 62.19

Annual Accomplishments

No data returned for this view. This might be because the applied filter excludes all data.



U.S. Department of Housing and Urban Development
Office of Community Planning and Development
Integrated Disbursement and Information System
CDBG Activity Summary Report (GPR) for Program Year 2018
FLINT

Date: 30-Sep-2019
Time: 15:14
Page: 78

PGM Year: 2015
Project: 0004 - Youth Services, FHUD16
IDIS Activity: 2680 - Flint PAL CORP, 17-109

Status: Open
Location: 2201 Forest Hill Ave MI Flint, MI 48504-7100

Objective: Create suitable living environments
Outcome: Availability/accessibility
Matrix Code: Youth Services (05D)

National Objective: LMC

Initial Funding Date: 11/02/2018

Description:

Flint PAL Corporation at the Haskell Community Center is extremely focused on the sustainability of a quality youth program available to the community AT NO COST. We aim to give the youth a positive outlet by providing activities in the area that would not otherwise be available. We do food distributions and park clean up as a means to give back to the community. We also hope to be of assistance to local law enforcement in lowering the juvenile crime rate by providing the youth with our programming services. Resolution 170522 adopted 101117

Financing

	Fund Type	Grant Year	Grant	Funded Amount	Drawn In Program Year	Drawn Thru Program Year
CDBG	EN	Pre-2015		\$10,000.00	\$0.00	\$0.00
		2014	B14MC260018		\$10,000.00	\$10,000.00
		2015	B15MC260018	\$20,000.00	\$8,824.07	\$8,824.07
Total	Total			\$30,000.00	\$18,824.07	\$18,824.07

Proposed Accomplishments

People (General) : 100

Actual Accomplishments

Number assisted:

	Owner		Renter		Total		Person	
	Total	Hispanic	Total	Hispanic	Total	Hispanic	Total	Hispanic
White:	0	0	0	0	0	0		0
Black/African American:	0	0	0	0	0	0	1,087	0
Asian:	0	0	0	0	0	0	0	0
American Indian/Alaskan Native:	0	0	0	0	0	0	0	0
Native Hawaiian/Other Pacific Islander:	0	0	0	0	0	0	0	0
American Indian/Alaskan Native & White:	0	0	0	0	0	0	0	0
Asian White:	0	0	0	0	0	0	0	0
Black/African American & White:	0	0	0	0	0	0	0	0
American Indian/Alaskan Native & Black/African American:	0	0	0	0	0	0	0	0
Other multi-racial:	0	0	0	0	0	0	48	0
Asian/Pacific Islander:	0	0	0	0	0	0	0	0



U.S. Department of Housing and Urban Development
Office of Community Planning and Development
Integrated Disbursement and Information System
CDBG Activity Summary Report (GPR) for Program Year 2018
FLINT

Date: 30-Sep-2019
Time: 15:14
Page: 79

Hispanic:	0	0	0	0	0	0	0	0
Total:	0	0	0	0	0	0	1,135	0
Female-headed Households:	0		0		0			

Income Category:

	Owner	Renter	Total	Person
Extremely Low	0	0	0	916
Low Mod	0	0	0	157
Moderate	0	0	0	62
Non Low Moderate	0	0	0	0
Total	0	0	0	1,135
Percent Low/Mod				100.0%

Annual Accomplishments

Years	Accomplishment Narrative	# Benefitting
2018	Used PR3 for accomplishment data	



U.S. Department of Housing and Urban Development
Office of Community Planning and Development
Integrated Disbursement and Information System
CDBG Activity Summary Report (GPR) for Program Year 2018
FLINT

Date: 30-Sep-2019
Time: 15:14
Page: 80

PGM Year: 2018
Project: 0001 - Youth Mentoring, Big Brothers Big Sisters
IDIS Activity: 2687 - Sustainable Mentoring, BBBS, 18-057

Status: Open
Location: Address Suppressed

Objective: Create suitable living environments
Outcome: Availability/accessibility
Matrix Code: Youth Services (05D)

National Objective: LMC

Initial Funding Date: 02/13/2019

Description:

Big Brothers Big Sisters of Greater Flint will provide mentoring services and enhancement activities for 70 children from low to moderate income levels within the City of Flint. The established goals for the program will focus on breaking the cycle of poverty by promoting healthy lifestyles, improving educational achievement, life skills and overall outlook of participating youth. Our goal is for all of the youth enrolled be matched with adult volunteers (mentors) developing strong relationships with their mentor through contacts; youth will spend 6-8 hours a month for one (1) year.

Financing

	Fund Type	Grant Year	Grant	Funded Amount	Drawn In Program Year	Drawn Thru Program Year
CDBG	EN	2018	B18MC260018	\$40,000.00	\$40,000.00	\$40,000.00
Total	Total			\$40,000.00	\$40,000.00	\$40,000.00

Proposed Accomplishments

People (General) : 70

Actual Accomplishments

Number assisted:

	Owner		Renter		Total		Person	
	Total	Hispanic	Total	Hispanic	Total	Hispanic	Total	Hispanic
White:	0	0	0	0	0	0	15	0
Black/African American:	0	0	0	0	0	0	24	0
Asian:	0	0	0	0	0	0	0	0
American Indian/Alaskan Native:	0	0	0	0	0	0	1	0
Native Hawaiian/Other Pacific Islander:	0	0	0	0	0	0	0	0
American Indian/Alaskan Native & White:	0	0	0	0	0	0	0	0
Asian White:	0	0	0	0	0	0	0	0
Black/African American & White:	0	0	0	0	0	0	0	0
American Indian/Alaskan Native & Black/African American:	0	0	0	0	0	0	0	0
Other multi-racial:	0	0	0	0	0	0	1	0
Asian/Pacific Islander:	0	0	0	0	0	0	0	0
Hispanic:	0	0	0	0	0	0	0	0



U.S. Department of Housing and Urban Development
Office of Community Planning and Development
Integrated Disbursement and Information System
CDBG Activity Summary Report (GPR) for Program Year 2018
FLINT

Date: 30-Sep-2019
Time: 15:14
Page: 81

Total:	0	0	0	0	0	0	41	0
---------------	----------	----------	----------	----------	----------	----------	-----------	----------

Female-headed Households:	0		0		0			
---------------------------	---	--	---	--	---	--	--	--

Income Category:

	Owner	Renter	Total	Person
Extremely Low	0	0	0	34
Low Mod	0	0	0	3
Moderate	0	0	0	4
Non Low Moderate	0	0	0	0
Total	0	0	0	41
Percent Low/Mod				100.0%

Annual Accomplishments

Years	Accomplishment Narrative	# Benefitting
2018	Big Brothers Big Sisters of Flint provides mentoring, services and enhancement activities for low to moderate income within the City of Flint. The program intends to expose youth to positive adults who will aide the children in building resiliency around the impact of the Flint Water Crisis. Ultimately, the program aims to pair children with adult volunteers/mentors. To date there have been 40 low/mod youth enrolled and matched with 44 volunteer mentors.	



U.S. Department of Housing and Urban Development
Office of Community Planning and Development
Integrated Disbursement and Information System
CDBG Activity Summary Report (GPR) for Program Year 2018
FLINT

Date: 30-Sep-2019
Time: 15:14
Page: 82

PGM Year: 2018
Project: 0002 - CHEA - Academic Training Program, Adult Skill Center
IDIS Activity: 2688 - CHEA Academic Training, FHUD19 18-058

Status: Open
Location: Address Suppressed

Objective: Provide decent affordable housing
Outcome: Affordability
Matrix Code: Other Public Services Not Listed in
05A-05Y, 03T (05Z)

National Objective: LMC

Initial Funding Date: 02/13/2019

Description:

The Center for Higher Educational Achievement (CHEA) will offer academic training programs such as: Adult Basic Education (ABE), English as a Second Language (ESL), Pre-GED, GED, and job readiness training seminars to 25 north Flint residents age 25 and older.

Financing

	Fund Type	Grant Year	Grant	Funded Amount	Drawn In Program Year	Drawn Thru Program Year
CDBG	EN	2018	B18MC260018	\$22,500.00	\$22,500.00	\$22,500.00
Total	Total			\$22,500.00	\$22,500.00	\$22,500.00

Proposed Accomplishments

People (General) : 25

Actual Accomplishments

Number assisted:

	Owner		Renter		Total		Person	
	Total	Hispanic	Total	Hispanic	Total	Hispanic	Total	Hispanic
White:	0	0	0	0	0	0	11	1
Black/African American:	0	0	0	0	0	0	13	0
Asian:	0	0	0	0	0	0	1	1
American Indian/Alaskan Native:	0	0	0	0	0	0	0	0
Native Hawaiian/Other Pacific Islander:	0	0	0	0	0	0	0	0
American Indian/Alaskan Native & White:	0	0	0	0	0	0	0	0
Asian White:	0	0	0	0	0	0	0	0
Black/African American & White:	0	0	0	0	0	0	0	0
American Indian/Alaskan Native & Black/African American:	0	0	0	0	0	0	0	0
Other multi-racial:	0	0	0	0	0	0	0	0
Asian/Pacific Islander:	0	0	0	0	0	0	0	0
Hispanic:	0	0	0	0	0	0	0	0
Total:	0	0	0	0	0	0	25	2
Female-headed Households:	0		0		0			



U.S. Department of Housing and Urban Development
Office of Community Planning and Development
Integrated Disbursement and Information System
CDBG Activity Summary Report (GPR) for Program Year 2018
FLINT

Date: 30-Sep-2019

Time: 15:14

Page: 83

Income Category:

	Owner	Renter	Total	Person
Extremely Low	0	0	0	24
Low Mod	0	0	0	1
Moderate	0	0	0	0
Non Low Moderate	0	0	0	0
Total	0	0	0	25
Percent Low/Mod				100.0%

Annual Accomplishments

Years	Accomplishment Narrative	# Benefitting
2018	uSED pr10	



U.S. Department of Housing and Urban Development
Office of Community Planning and Development
Integrated Disbursement and Information System
CDBG Activity Summary Report (GPR) for Program Year 2018
FLINT

Date: 30-Sep-2019
Time: 15:14
Page: 84

PGM Year: 2018
Project: 0003 - CHEA Post-incarcerated Males Academic Training
IDIS Activity: 2689 - Post Incarcerated Males, FHUD19 18-059

Status: Open
Location: Address Suppressed

Objective: Create economic opportunities

Outcome: Availability/accessibility

Matrix Code: Other Public Services Not Listed in
05A-05Y, 03T (05Z)

National Objective: LMC

Initial Funding Date: 02/13/2019

Description:

The Center for Higher Educational Achievement (CHEA) will offer educational services to 10 post-incarcerated males, 25 years of age or older, who are graduates of Re-ConnectionsPost-Incarcerated Skills Training Program, and residents of North Flint.

CHEA will offer academic training in: Adult Basic Education (ABE), Pre-GED, GED, and job readiness training seminars.

Financing

	Fund Type	Grant Year	Grant	Funded Amount	Drawn In Program Year	Drawn Thru Program Year
CDBG	EN	2018	B18MC260018	\$17,500.00	\$17,500.00	\$17,500.00
Total	Total			\$17,500.00	\$17,500.00	\$17,500.00


Proposed Accomplishments

People (General) : 10

Actual Accomplishments

Number assisted:

	Owner		Renter		Total		Person	
	Total	Hispanic	Total	Hispanic	Total	Hispanic	Total	Hispanic
White:	0	0	0	0	0	0	5	0
Black/African American:	0	0	0	0	0	0	7	0
Asian:	0	0	0	0	0	0	0	0
American Indian/Alaskan Native:	0	0	0	0	0	0	0	0
Native Hawaiian/Other Pacific Islander:	0	0	0	0	0	0	0	0
American Indian/Alaskan Native & White:	0	0	0	0	0	0	0	0
Asian White:	0	0	0	0	0	0	0	0
Black/African American & White:	0	0	0	0	0	0	0	0
American Indian/Alaskan Native & Black/African American:	0	0	0	0	0	0	0	0
Other multi-racial:	0	0	0	0	0	0	0	0
Asian/Pacific Islander:	0	0	0	0	0	0	0	0
Hispanic:	0	0	0	0	0	0	0	0
Total:	0	0	0	0	0	0	12	0



U.S. Department of Housing and Urban Development
Office of Community Planning and Development
Integrated Disbursement and Information System
CDBG Activity Summary Report (GPR) for Program Year 2018
FLINT

Date: 30-Sep-2019
Time: 15:14
Page: 85

Female-headed Households: 0 0 0

Income Category:

	Owner	Renter	Total	Person
Extremely Low	0	0	0	12
Low Mod	0	0	0	0
Moderate	0	0	0	0
Non Low Moderate	0	0	0	0
Total	0	0	0	12
Percent Low/Mod				100.0%

Annual Accomplishments

Years	Accomplishment Narrative	# Benefitting
2018	PR10, CHEA continues to report to probation officers and attend monthly Michigan Department of Corrections meetings with supervisors of the Offender Success Program. CHEA continues to develop strategies for additional time slots for TAVE placement testing. ABE, Pre-GED and GED instruction is now given four days per week.	



U.S. Department of Housing and Urban Development
Office of Community Planning and Development
Integrated Disbursement and Information System
CDBG Activity Summary Report (GPR) for Program Year 2018
FLINT

Date: 30-Sep-2019
Time: 15:14
Page: 86

PGM Year: 2017
Project: 0017 - Community Center Improvements/McKinley
IDIS Activity: 2690 - McKinley Comm Center Improve 17-092

Status: Open
Location: 249 Peer Ave Flint, MI 48503-4135

Objective: Create suitable living environments
Outcome: Availability/accessibility
Matrix Code: Neighborhood Facilities (03E)

National Objective: LMA

Initial Funding Date: 01/15/2019

Description:

McKinley Center community improvements include CHMP buildout and items to rehabilitate to code the McKinley Center.
FHUD18CDBGAccomplishment data will be reported on 2730

Financing

	Fund Type	Grant Year	Grant	Funded Amount	Drawn In Program Year	Drawn Thru Program Year
CDBG	EN	2017	B17MC260018	\$100,000.00	\$9,600.32	\$9,600.32
Total	Total			\$100,000.00	\$9,600.32	\$9,600.32

Proposed Accomplishments

Total Population in Service Area: 105,355
Census Tract Percent Low / Mod: 62.19

Annual Accomplishments

No data returned for this view. This might be because the applied filter excludes all data.



U.S. Department of Housing and Urban Development
Office of Community Planning and Development
Integrated Disbursement and Information System
CDBG Activity Summary Report (GPR) for Program Year 2018
FLINT

Date: 30-Sep-2019
Time: 15:14
Page: 87

PGM Year: 2018
Project: 0043 - CDBG Admin
IDIS Activity: 2691 - FHUD19CDBG Admin, 774,561.00

Status: Open
Location: ,

Objective:
Outcome:
Matrix Code: General Program Administration (21A) **National Objective:**

Initial Funding Date: 02/12/2019

Description:

Annual Action Plan resolution 180340.2 adopted 72318 authorized 774,561.40 for administration of its entitlement grants

Financing

	Fund Type	Grant Year	Grant	Funded Amount	Drawn In Program Year	Drawn Thru Program Year
CDBG	EN	2018	B18MC260018	\$774,561.00	\$44,768.04	\$44,768.04
Total	Total			\$774,561.00	\$44,768.04	\$44,768.04

Proposed Accomplishments

Actual Accomplishments

Number assisted:

	Owner		Renter		Total		Person	
	Total	Hispanic	Total	Hispanic	Total	Hispanic	Total	Hispanic
White:					0	0		
Black/African American:					0	0		
Asian:					0	0		
American Indian/Alaskan Native:					0	0		
Native Hawaiian/Other Pacific Islander:					0	0		
American Indian/Alaskan Native & White:					0	0		
Asian White:					0	0		
Black/African American & White:					0	0		
American Indian/Alaskan Native & Black/African American:					0	0		
Other multi-racial:					0	0		
Asian/Pacific Islander:					0	0		
Hispanic:					0	0		
Total:	0	0	0	0	0	0	0	0

Female-headed Households: 0

Income Category:

Owner Renter Total Person



U.S. Department of Housing and Urban Development
Office of Community Planning and Development
Integrated Disbursement and Information System
CDBG Activity Summary Report (GPR) for Program Year 2018
FLINT

Date: 30-Sep-2019
Time: 15:14
Page: 88

Extremely Low			0	
Low Mod			0	
Moderate			0	
Non Low Moderate			0	
Total	0	0	0	0
Percent Low/Mod				

Annual Accomplishments

No data returned for this view. This might be because the applied filter excludes all data.



U.S. Department of Housing and Urban Development
Office of Community Planning and Development
Integrated Disbursement and Information System
CDBG Activity Summary Report (GPR) for Program Year 2018
FLINT

Date: 30-Sep-2019
Time: 15:14
Page: 89

PGM Year: 2018
Project: 0036 - ACTIVITY DELIVERY
IDIS Activity: 2692 - Activity Delivery, 117,302.00

Status: Open
Location: Address Suppressed

Objective: Create suitable living environments
Outcome: Availability/accessibility
Matrix Code: Rehabilitation Administration (14H)

National Objective: LMA

Initial Funding Date: 02/12/2019

Description:

Activity Delivery will be used to upfund eligible activities with CDBG quantified activity delivery costs by activity

Financing

	Fund Type	Grant Year	Grant	Funded Amount	Drawn In Program Year	Drawn Thru Program Year
CDBG	EN	2018	B18MC260018	\$117,302.00	\$0.00	\$0.00
Total	Total			\$117,302.00	\$0.00	\$0.00

Proposed Accomplishments

Housing Units : 20
Total Population in Service Area: 105,355
Census Tract Percent Low / Mod: 62.19

Annual Accomplishments

No data returned for this view. This might be because the applied filter excludes all data.



U.S. Department of Housing and Urban Development
Office of Community Planning and Development
Integrated Disbursement and Information System
CDBG Activity Summary Report (GPR) for Program Year 2018
FLINT

Date: 30-Sep-2019
Time: 15:14
Page: 90

PGM Year: 2017
Project: 0033 - Senior Center Improvements
IDIS Activity: 2693 - Brennan Fire System Repair 19-005

Status: Open
Location: Address Suppressed

Objective: Create suitable living environments
Outcome: Sustainability
Matrix Code: Neighborhood Facilities (03E)

National Objective: LMA

Initial Funding Date: 02/19/2019

Description:

Financing

	Fund Type	Grant Year	Grant	Funded Amount	Drawn In Program Year	Drawn Thru Program Year
CDBG	EN	Pre-2015		\$10,000.00	\$0.00	\$0.00
Total	Total			\$10,000.00	\$0.00	\$0.00

Proposed Accomplishments

Public Facilities : 1
Total Population in Service Area: 105,355
Census Tract Percent Low / Mod: 62.19

Annual Accomplishments

No data returned for this view. This might be because the applied filter excludes all data.



U.S. Department of Housing and Urban Development
Office of Community Planning and Development
Integrated Disbursement and Information System
CDBG Activity Summary Report (GPR) for Program Year 2018
FLINT

Date: 30-Sep-2019
Time: 15:14
Page: 91

PGM Year: 2018
Project: 0009 - GCH4H, Homeownership Counseling
IDIS Activity: 2694 - 18-064, Homeownership Counseling, GCH4H

Status: Open
Location: Address Suppressed

Objective: Provide decent affordable housing
Outcome: Affordability
Matrix Code: Housing Counseling only, under 24 CFR 5.100 (05U)

National Objective: LMC

Initial Funding Date: 02/25/2019

Description:

Financing

	Fund Type	Grant Year	Grant	Funded Amount	Drawn In Program Year	Drawn Thru Program Year
CDBG	EN	2018	B18MC260018	\$40,000.00	\$26,296.54	\$26,296.54
Total	Total			\$40,000.00	\$26,296.54	\$26,296.54

Proposed Accomplishments

People (General) : 65

Actual Accomplishments

Number assisted:

	Owner		Renter		Total		Person	
	Total	Hispanic	Total	Hispanic	Total	Hispanic	Total	Hispanic
White:	0	0	0	0	0	0	32	1
Black/African American:	0	0	0	0	0	0	76	0
Asian:	0	0	0	0	0	0	0	0
American Indian/Alaskan Native:	0	0	0	0	0	0	2	0
Native Hawaiian/Other Pacific Islander:	0	0	0	0	0	0	0	0
American Indian/Alaskan Native & White:	0	0	0	0	0	0	0	0
Asian White:	0	0	0	0	0	0	0	0
Black/African American & White:	0	0	0	0	0	0	6	0
American Indian/Alaskan Native & Black/African American:	0	0	0	0	0	0	2	0
Other multi-racial:	0	0	0	0	0	0	9	0
Asian/Pacific Islander:	0	0	0	0	0	0	0	0
Hispanic:	0	0	0	0	0	0	0	0
Total:	0	0	0	0	0	0	127	1
Female-headed Households:	0		0		0			



U.S. Department of Housing and Urban Development
Office of Community Planning and Development
Integrated Disbursement and Information System
CDBG Activity Summary Report (GPR) for Program Year 2018
FLINT

Date: 30-Sep-2019

Time: 15:14

Page: 92

Income Category:

	Owner	Renter	Total	Person
Extremely Low	0	0	0	43
Low Mod	0	0	0	44
Moderate	0	0	0	40
Non Low Moderate	0	0	0	0
Total	0	0	0	127
Percent Low/Mod				100.0%

Annual Accomplishments

Years	Accomplishment Narrative	# Benefitting
2018	To date GCH4H has served 127 City of Flint resident at or below 80%.	



U.S. Department of Housing and Urban Development
Office of Community Planning and Development
Integrated Disbursement and Information System
CDBG Activity Summary Report (GPR) for Program Year 2018
FLINT

Date: 30-Sep-2019
Time: 15:14
Page: 93

PGM Year: 2014
Project: 0031 - Berston Repair, Community Center Repair
IDIS Activity: 2695 - Window Berston Repair 19-006

Status: Open
Location: Address Suppressed

Objective: Create suitable living environments
Outcome: Availability/accessibility
Matrix Code: Neighborhood Facilities (03E)

National Objective: LMA

Initial Funding Date: 02/25/2019

Description:

Repairs will be made at the neighborhood facility, Berston - windows

Financing

	Fund Type	Grant Year	Grant	Funded Amount	Drawn In Program Year	Drawn Thru Program Year
CDBG	EN	Pre-2015		\$40,000.00	\$0.00	\$0.00
Total	Total			\$40,000.00	\$0.00	\$0.00

Proposed Accomplishments

Public Facilities : 1
Total Population in Service Area: 105,355
Census Tract Percent Low / Mod: 62.19

Annual Accomplishments

No data returned for this view. This might be because the applied filter excludes all data.



U.S. Department of Housing and Urban Development
Office of Community Planning and Development
Integrated Disbursement and Information System
CDBG Activity Summary Report (GPR) for Program Year 2018
FLINT

Date: 30-Sep-2019
Time: 15:14
Page: 94

PGM Year: 2014
Project: 0032 - Rescue Squad, Reprogrammed Dollars
IDIS Activity: 2696 - Rescue Squad, Reprogrammed ROY 200K

Status: Open
Location: Address Suppressed

Objective: Create suitable living environments
Outcome: Sustainability
Matrix Code: Fire Station/Equipment (03O)

National Objective: LMA

Initial Funding Date: 02/25/2019

Description:

Financing

	Fund Type	Grant Year	Grant	Funded Amount	Drawn In Program Year	Drawn Thru Program Year
CDBG	EN	Pre-2015		\$200,000.00	\$0.00	\$0.00
		2014	B14MC260018		\$200,000.00	\$200,000.00
Total	Total			\$200,000.00	\$200,000.00	\$200,000.00

Proposed Accomplishments

Public Facilities : 1
Total Population in Service Area: 105,355
Census Tract Percent Low / Mod: 62.19

Annual Accomplishments

No data returned for this view. This might be because the applied filter excludes all data.



U.S. Department of Housing and Urban Development
Office of Community Planning and Development
Integrated Disbursement and Information System
CDBG Activity Summary Report (GPR) for Program Year 2018
FLINT

Date: 30-Sep-2019
Time: 15:14
Page: 95

PGM Year: 2015
Project: 0029 - North Flint Reinvestment, Grocery
IDIS Activity: 2697 - North Flint Reinvestment Corporation, 17-080

Status: Open
Location: Address Suppressed

Objective: Create suitable living environments
Outcome: Sustainability
Matrix Code: Acquisition of Real Property (01)

National Objective: LMA

Initial Funding Date: 02/25/2019

Description:

Financing

	Fund Type	Grant Year	Grant	Funded Amount	Drawn In Program Year	Drawn Thru Program Year
CDBG	EN	Pre-2015		\$75,000.00	\$0.00	\$0.00
		2015	B15MC260018	\$125,000.00	\$0.00	\$0.00
Total	Total			\$200,000.00	\$0.00	\$0.00

Proposed Accomplishments

People (General) : 200
Total Population in Service Area: 105,355
Census Tract Percent Low / Mod: 62.19

Annual Accomplishments

No data returned for this view. This might be because the applied filter excludes all data.



U.S. Department of Housing and Urban Development
Office of Community Planning and Development
Integrated Disbursement and Information System
CDBG Activity Summary Report (GPR) for Program Year 2018
FLINT

Date: 30-Sep-2019
Time: 15:14
Page: 96

PGM Year: 2017
Project: 0026 - Activity Delivery, CDBG
IDIS Activity: 2698 - Activity Delivery, 116130 748.107

Status: Open
Location: Address Suppressed

Objective: Create suitable living environments
Outcome: Availability/accessibility
Matrix Code: Rehabilitation Administration (14H)

National Objective: LMA

Initial Funding Date: 02/25/2019

Description:

To hold place for Activity Delivery FHUD18 ANNUAL ACTION PLAN

Financing

	Fund Type	Grant Year	Grant	Funded Amount	Drawn In Program Year	Drawn Thru Program Year
CDBG	EN	2017	B17MC260018	\$116,130.00	\$0.00	\$0.00
Total	Total			\$116,130.00	\$0.00	\$0.00

Proposed Accomplishments

Housing Units : 10
Total Population in Service Area: 105,355
Census Tract Percent Low / Mod: 62.19

Annual Accomplishments

No data returned for this view. This might be because the applied filter excludes all data.



U.S. Department of Housing and Urban Development
Office of Community Planning and Development
Integrated Disbursement and Information System
CDBG Activity Summary Report (GPR) for Program Year 2018
FLINT

Date: 30-Sep-2019
Time: 15:14
Page: 97

PGM Year: 2015
Project: 0030 - MCD, Faith Foundation, Job Skill Training
IDIS Activity: 2699 - MCD, Faith Foundation Rep 18-075

Status: Open
Location: Address Suppressed

Objective: Create economic opportunities
Outcome: Sustainability
Matrix Code: Employment Training (05H)

National Objective: LMC

Initial Funding Date: 02/25/2019

Description:

Financing

	Fund Type	Grant Year	Grant	Funded Amount	Drawn In Program Year	Drawn Thru Program Year
CDBG	EN	2015	B15MC260018	\$25,000.00	\$24,999.50	\$24,999.50
Total	Total			\$25,000.00	\$24,999.50	\$24,999.50

Proposed Accomplishments

People (General) : 52

Actual Accomplishments

Number assisted:

	Owner		Renter		Total		Person	
	Total	Hispanic	Total	Hispanic	Total	Hispanic	Total	Hispanic
White:	0	0	0	0	0	0	2	0
Black/African American:	0	0	0	0	0	0	26	0
Asian:	0	0	0	0	0	0	0	0
American Indian/Alaskan Native:	0	0	0	0	0	0	0	0
Native Hawaiian/Other Pacific Islander:	0	0	0	0	0	0	0	0
American Indian/Alaskan Native & White:	0	0	0	0	0	0	0	0
Asian White:	0	0	0	0	0	0	0	0
Black/African American & White:	0	0	0	0	0	0	0	0
American Indian/Alaskan Native & Black/African American:	0	0	0	0	0	0	0	0
Other multi-racial:	0	0	0	0	0	0	0	0
Asian/Pacific Islander:	0	0	0	0	0	0	0	0
Hispanic:	0	0	0	0	0	0	0	0
Total:	0	0	0	0	0	0	28	0
Female-headed Households:	0		0		0			



U.S. Department of Housing and Urban Development
Office of Community Planning and Development
Integrated Disbursement and Information System
CDBG Activity Summary Report (GPR) for Program Year 2018
FLINT

Date: 30-Sep-2019

Time: 15:14

Page: 98

Income Category:

	Owner	Renter	Total	Person
Extremely Low	0	0	0	19
Low Mod	0	0	0	9
Moderate	0	0	0	0
Non Low Moderate	0	0	0	0
Total	0	0	0	28
Percent Low/Mod				100.0%

Annual Accomplishments

Years	Accomplishment Narrative	# Benefitting
2018	In March of 2019 operated two HYPE classes and one HYPE remix class. Participants total 28.	



U.S. Department of Housing and Urban Development
Office of Community Planning and Development
Integrated Disbursement and Information System
CDBG Activity Summary Report (GPR) for Program Year 2018
FLINT

Date: 30-Sep-2019
Time: 15:14
Page: 99

PGM Year: 2015
Project: 0031 - GCCARD, Homelessness Prevention, Utility Assistance
IDIS Activity: 2700 - GCCARD, Utility Assistance, Homelessness

Status: Open
Location: Address Suppressed

Objective: Create suitable living environments
Outcome: Sustainability
Matrix Code: Subsistence Payment (05Q)

National Objective: LMC

Initial Funding Date: 02/25/2019

Description:

Financing

	Fund Type	Grant Year	Grant	Funded Amount	Drawn In Program Year	Drawn Thru Program Year
CDBG	EN	2015	B15MC260018	\$70,500.00	\$52,965.10	\$52,965.10
Total	Total			\$70,500.00	\$52,965.10	\$52,965.10

Proposed Accomplishments

People (General) : 150

Actual Accomplishments

Number assisted:

	Owner		Renter		Total		Person	
	Total	Hispanic	Total	Hispanic	Total	Hispanic	Total	Hispanic
White:	0	0	0	0	0	0	10	0
Black/African American:	0	0	0	0	0	0	60	0
Asian:	0	0	0	0	0	0	0	0
American Indian/Alaskan Native:	0	0	0	0	0	0	0	0
Native Hawaiian/Other Pacific Islander:	0	0	0	0	0	0	0	0
American Indian/Alaskan Native & White:	0	0	0	0	0	0	1	1
Asian White:	0	0	0	0	0	0	0	0
Black/African American & White:	0	0	0	0	0	0	1	0
American Indian/Alaskan Native & Black/African American:	0	0	0	0	0	0	0	0
Other multi-racial:	0	0	0	0	0	0	0	0
Asian/Pacific Islander:	0	0	0	0	0	0	0	0
Hispanic:	0	0	0	0	0	0	0	0
Total:	0	0	0	0	0	0	72	1
Female-headed Households:	0		0		0			



U.S. Department of Housing and Urban Development
Office of Community Planning and Development
Integrated Disbursement and Information System
CDBG Activity Summary Report (GPR) for Program Year 2018
FLINT

Date: 30-Sep-2019

Time: 15:14

Page: 100

Income Category:

	Owner	Renter	Total	Person
Extremely Low	0	0	0	72
Low Mod	0	0	0	0
Moderate	0	0	0	0
Non Low Moderate	0	0	0	0
Total	0	0	0	72
Percent Low/Mod				100.0%

Annual Accomplishments

Years	Accomplishment Narrative	# Benefitting
2018		



U.S. Department of Housing and Urban Development
Office of Community Planning and Development
Integrated Disbursement and Information System
CDBG Activity Summary Report (GPR) for Program Year 2018
FLINT

Date: 30-Sep-2019
Time: 15:14
Page: 101

PGM Year: 2014
Project: 0033 - LSEM, Homelessness Prevention/Legal Services
IDIS Activity: 2701 - LSEM Homelessness/Legal Services

Status: Open
Location: Address Suppressed

Objective: Create suitable living environments
Outcome: Sustainability
Matrix Code: Legal Services (05C)

National Objective: LMC

Initial Funding Date: 02/25/2019

Description:

Financing

	Fund Type	Grant Year	Grant	Funded Amount	Drawn In Program Year	Drawn Thru Program Year
CDBG	EN	Pre-2015		\$7,520.00	\$0.00	\$0.00
Total	Total			\$7,520.00	\$0.00	\$0.00

Proposed Accomplishments

People (General) : 50

Actual Accomplishments

Number assisted:

	Owner		Renter		Total		Person	
	Total	Hispanic	Total	Hispanic	Total	Hispanic	Total	Hispanic
White:	0	0	0	0	0	0		0
Black/African American:	0	0	0	0	0	0	0	0
Asian:	0	0	0	0	0	0	0	0
American Indian/Alaskan Native:	0	0	0	0	0	0	0	0
Native Hawaiian/Other Pacific Islander:	0	0	0	0	0	0	0	0
American Indian/Alaskan Native & White:	0	0	0	0	0	0	0	0
Asian White:	0	0	0	0	0	0	0	0
Black/African American & White:	0	0	0	0	0	0	0	0
American Indian/Alaskan Native & Black/African American:	0	0	0	0	0	0	0	0
Other multi-racial:	0	0	0	0	0	0	0	0
Asian/Pacific Islander:	0	0	0	0	0	0	0	0
Hispanic:	0	0	0	0	0	0	0	0
Total:	0	0	0	0	0	0	0	0
Female-headed Households:	0		0		0			



U.S. Department of Housing and Urban Development
Office of Community Planning and Development
Integrated Disbursement and Information System
CDBG Activity Summary Report (GPR) for Program Year 2018
FLINT

Date: 30-Sep-2019

Time: 15:14

Page: 102

Income Category:

	Owner	Renter	Total	Person
Extremely Low	0	0	0	0
Low Mod	0	0	0	0
Moderate	0	0	0	0
Non Low Moderate	0	0	0	0
Total	0	0	0	0
Percent Low/Mod				

Annual Accomplishments

No data returned for this view. This might be because the applied filter excludes all data.



U.S. Department of Housing and Urban Development
Office of Community Planning and Development
Integrated Disbursement and Information System
CDBG Activity Summary Report (GPR) for Program Year 2018
FLINT

Date: 30-Sep-2019
Time: 15:14
Page: 103

PGM Year: 2018
Project: 0005 - COF Police Activities League
IDIS Activity: 2702 - PAL 18-061, FPD FHUD19CDBG

Status: Open
Location: Address Suppressed

Objective: Create suitable living environments
Outcome: Availability/accessibility
Matrix Code: Youth Services (05D)

National Objective: LMC

Initial Funding Date: 03/04/2019

Description:

Financing

	Fund Type	Grant Year	Grant	Funded Amount	Drawn In Program Year	Drawn Thru Program Year
CDBG	EN	2018	B18MC260018	\$35,000.00	\$0.00	\$0.00
Total	Total			\$35,000.00	\$0.00	\$0.00


Proposed Accomplishments

People (General) : 2,000

Actual Accomplishments

Number assisted:

	Owner		Renter		Total		Person	
	Total	Hispanic	Total	Hispanic	Total	Hispanic	Total	Hispanic
White:	0	0	0	0	0	0		0
Black/African American:	0	0	0	0	0	0	0	0
Asian:	0	0	0	0	0	0	0	0
American Indian/Alaskan Native:	0	0	0	0	0	0	0	0
Native Hawaiian/Other Pacific Islander:	0	0	0	0	0	0	0	0
American Indian/Alaskan Native & White:	0	0	0	0	0	0	0	0
Asian White:	0	0	0	0	0	0	0	0
Black/African American & White:	0	0	0	0	0	0	0	0
American Indian/Alaskan Native & Black/African American:	0	0	0	0	0	0	0	0
Other multi-racial:	0	0	0	0	0	0	0	0
Asian/Pacific Islander:	0	0	0	0	0	0	0	0
Hispanic:	0	0	0	0	0	0	0	0
Total:	0	0	0	0	0	0	0	0
Female-headed Households:	0		0		0			



U.S. Department of Housing and Urban Development
Office of Community Planning and Development
Integrated Disbursement and Information System
CDBG Activity Summary Report (GPR) for Program Year 2018
FLINT

Date: 30-Sep-2019

Time: 15:14

Page: 104

Income Category:

	Owner	Renter	Total	Person
Extremely Low	0	0	0	0
Low Mod	0	0	0	0
Moderate	0	0	0	0
Non Low Moderate	0	0	0	0
Total	0	0	0	0
Percent Low/Mod				

Annual Accomplishments

No data returned for this view. This might be because the applied filter excludes all data.



U.S. Department of Housing and Urban Development
Office of Community Planning and Development
Integrated Disbursement and Information System
CDBG Activity Summary Report (GPR) for Program Year 2018
FLINT

Date: 30-Sep-2019
Time: 15:14
Page: 105

PGM Year: 2018
Project: 0006 - Ennis Center for Children, Mental Health Counseling
IDIS Activity: 2703 - Ennis Center Community Counseling, 18-062

Status: Open
Location: Address Suppressed

Objective: Create suitable living environments
Outcome: Availability/accessibility
Matrix Code: Youth Services (05D)

National Objective: LMC

Initial Funding Date: 03/04/2019

Description:

Financing

	Fund Type	Grant Year	Grant	Funded Amount	Drawn In Program Year	Drawn Thru Program Year
CDBG	EN	2018	B18MC260018	\$50,000.00	\$23,557.63	\$23,557.63
Total	Total			\$50,000.00	\$23,557.63	\$23,557.63

Proposed Accomplishments

People (General) : 150

Actual Accomplishments

Number assisted:

	Owner		Renter		Total		Person	
	Total	Hispanic	Total	Hispanic	Total	Hispanic	Total	Hispanic
White:	0	0	0	0	0	0	1	0
Black/African American:	0	0	0	0	0	0	9	0
Asian:	0	0	0	0	0	0	0	0
American Indian/Alaskan Native:	0	0	0	0	0	0	0	0
Native Hawaiian/Other Pacific Islander:	0	0	0	0	0	0	0	0
American Indian/Alaskan Native & White:	0	0	0	0	0	0	0	0
Asian White:	0	0	0	0	0	0	0	0
Black/African American & White:	0	0	0	0	0	0	0	0
American Indian/Alaskan Native & Black/African American:	0	0	0	0	0	0	0	0
Other multi-racial:	0	0	0	0	0	0	0	0
Asian/Pacific Islander:	0	0	0	0	0	0	0	0
Hispanic:	0	0	0	0	0	0	0	0
Total:	0	0	0	0	0	0	10	0
Female-headed Households:	0		0		0			



U.S. Department of Housing and Urban Development
Office of Community Planning and Development
Integrated Disbursement and Information System
CDBG Activity Summary Report (GPR) for Program Year 2018
FLINT

Date: 30-Sep-2019
Time: 15:14
Page: 106

Income Category:

	Owner	Renter	Total	Person
Extremely Low	0	0	0	4
Low Mod	0	0	0	3
Moderate	0	0	0	3
Non Low Moderate	0	0	0	0
Total	0	0	0	10
Percent Low/Mod				100.0%

Annual Accomplishments

Years	Accomplishment Narrative	# Benefitting
2018	Used PR6	



U.S. Department of Housing and Urban Development
Office of Community Planning and Development
Integrated Disbursement and Information System
CDBG Activity Summary Report (GPR) for Program Year 2018
FLINT

Date: 30-Sep-2019
Time: 15:14
Page: 107

PGM Year: 2018
Project: 0008 - GCYC Traverse Place
IDIS Activity: 2704 - GCYC Traverse Place, 18-092 19-001202

Status: Open
Location: Address Suppressed

Objective: Create suitable living environments
Outcome: Availability/accessibility
Matrix Code: Youth Services (05D)

National Objective: LMC

Initial Funding Date: 03/04/2019

Description:

Financing

	Fund Type	Grant Year	Grant	Funded Amount	Drawn In Program Year	Drawn Thru Program Year
CDBG	EN	2018	B18MC260018	\$35,000.00	\$2,759.20	\$2,759.20
Total	Total			\$35,000.00	\$2,759.20	\$2,759.20

Proposed Accomplishments

People (General) : 16

Actual Accomplishments

Number assisted:

	Owner		Renter		Total		Person	
	Total	Hispanic	Total	Hispanic	Total	Hispanic	Total	Hispanic
White:	0	0	0	0	0	0	8	0
Black/African American:	0	0	0	0	0	0	5	0
Asian:	0	0	0	0	0	0	0	0
American Indian/Alaskan Native:	0	0	0	0	0	0	0	0
Native Hawaiian/Other Pacific Islander:	0	0	0	0	0	0	0	0
American Indian/Alaskan Native & White:	0	0	0	0	0	0	0	0
Asian White:	0	0	0	0	0	0	0	0
Black/African American & White:	0	0	0	0	0	0	4	0
American Indian/Alaskan Native & Black/African American:	0	0	0	0	0	0	0	0
Other multi-racial:	0	0	0	0	0	0	0	0
Asian/Pacific Islander:	0	0	0	0	0	0	0	0
Hispanic:	0	0	0	0	0	0	0	0
Total:	0	0	0	0	0	0	17	0
Female-headed Households:	0		0		0			



U.S. Department of Housing and Urban Development
Office of Community Planning and Development
Integrated Disbursement and Information System
CDBG Activity Summary Report (GPR) for Program Year 2018
FLINT

Date: 30-Sep-2019

Time: 15:14

Page: 108

Income Category:

	Owner	Renter	Total	Person
Extremely Low	0	0	0	17
Low Mod	0	0	0	0
Moderate	0	0	0	0
Non Low Moderate	0	0	0	0
Total	0	0	0	17
Percent Low/Mod				100.0%

Annual Accomplishments

Years	Accomplishment Narrative	# Benefitting
2018	The Traverse Place continue to assess, make referrals and move youth into shelter.	



U.S. Department of Housing and Urban Development
Office of Community Planning and Development
Integrated Disbursement and Information System
CDBG Activity Summary Report (GPR) for Program Year 2018
FLINT

Date: 30-Sep-2019
Time: 15:14
Page: 109

PGM Year: 2018
Project: 0007 - GCYC REACH, Transitional and Emergency Shelter
IDIS Activity: 2705 - GCYC Traverse Place 18-063 19-001203

Status: Open
Location: Address Suppressed

Objective: Create suitable living environments
Outcome: Availability/accessibility
Matrix Code: Youth Services (05D)

National Objective: LMC

Initial Funding Date: 03/04/2019

Description:

Financing

	Fund Type	Grant Year	Grant	Funded Amount	Drawn In Program Year	Drawn Thru Program Year
CDBG	EN	2018	B18MC260018	\$35,000.00	\$11,692.41	\$11,692.41
Total	Total			\$35,000.00	\$11,692.41	\$11,692.41


Proposed Accomplishments

People (General) : 55

Actual Accomplishments

Number assisted:

	Owner		Renter		Total		Person	
	Total	Hispanic	Total	Hispanic	Total	Hispanic	Total	Hispanic
White:	0	0	0	0	0	0	20	3
Black/African American:	0	0	0	0	0	0	30	0
Asian:	0	0	0	0	0	0	0	0
American Indian/Alaskan Native:	0	0	0	0	0	0	0	0
Native Hawaiian/Other Pacific Islander:	0	0	0	0	0	0	0	0
American Indian/Alaskan Native & White:	0	0	0	0	0	0	1	0
Asian White:	0	0	0	0	0	0	0	0
Black/African American & White:	0	0	0	0	0	0	7	0
American Indian/Alaskan Native & Black/African American:	0	0	0	0	0	0	0	0
Other multi-racial:	0	0	0	0	0	0	0	0
Asian/Pacific Islander:	0	0	0	0	0	0	0	0
Hispanic:	0	0	0	0	0	0	0	0
Total:	0	0	0	0	0	0	58	3
Female-headed Households:	0		0		0			



U.S. Department of Housing and Urban Development
Office of Community Planning and Development
Integrated Disbursement and Information System
CDBG Activity Summary Report (GPR) for Program Year 2018
FLINT

Date: 30-Sep-2019

Time: 15:14

Page: 110

Income Category:

	Owner	Renter	Total	Person
Extremely Low	0	0	0	26
Low Mod	0	0	0	22
Moderate	0	0	0	10
Non Low Moderate	0	0	0	0
Total	0	0	0	58
Percent Low/Mod				100.0%

Annual Accomplishments

Years	Accomplishment Narrative	# Benefitting
2018	used pr4 for data	



U.S. Department of Housing and Urban Development
Office of Community Planning and Development
Integrated Disbursement and Information System
CDBG Activity Summary Report (GPR) for Program Year 2018
FLINT

Date: 30-Sep-2019
Time: 15:14
Page: 111

PGM Year: 2018
Project: 0010 - Legal Services Advocacy Program
IDIS Activity: 2706 - LSEM Education Advocacy 18-065

Status: Open
Location: Address Suppressed

Objective: Create suitable living environments
Outcome: Availability/accessibility
Matrix Code: Legal Services (05C)

National Objective: LMC

Initial Funding Date: 03/04/2019

Description:

Financing

	Fund Type	Grant Year	Grant	Funded Amount	Drawn In Program Year	Drawn Thru Program Year
CDBG	EN	2018	B18MC260018	\$20,000.00	\$7,429.83	\$7,429.83
Total	Total			\$20,000.00	\$7,429.83	\$7,429.83

Proposed Accomplishments

People (General) : 40

Actual Accomplishments

Number assisted:

	Owner		Renter		Total		Person	
	Total	Hispanic	Total	Hispanic	Total	Hispanic	Total	Hispanic
White:	0	0	0	0	0	0	4	0
Black/African American:	0	0	0	0	0	0	24	0
Asian:	0	0	0	0	0	0	0	0
American Indian/Alaskan Native:	0	0	0	0	0	0	0	0
Native Hawaiian/Other Pacific Islander:	0	0	0	0	0	0	0	0
American Indian/Alaskan Native & White:	0	0	0	0	0	0	0	0
Asian White:	0	0	0	0	0	0	0	0
Black/African American & White:	0	0	0	0	0	0	3	0
American Indian/Alaskan Native & Black/African American:	0	0	0	0	0	0	0	0
Other multi-racial:	0	0	0	0	0	0	0	0
Asian/Pacific Islander:	0	0	0	0	0	0	0	0
Hispanic:	0	0	0	0	0	0	0	0
Total:	0	0	0	0	0	0	31	0
Female-headed Households:	0		0		0			



U.S. Department of Housing and Urban Development
Office of Community Planning and Development
Integrated Disbursement and Information System
CDBG Activity Summary Report (GPR) for Program Year 2018
FLINT

Date: 30-Sep-2019

Time: 15:14

Page: 112

Income Category:

	Owner	Renter	Total	Person
Extremely Low	0	0	0	25
Low Mod	0	0	0	2
Moderate	0	0	0	4
Non Low Moderate	0	0	0	0
Total	0	0	0	31
Percent Low/Mod				100.0%

Annual Accomplishments

Years	Accomplishment Narrative	# Benefitting
2018	LSEM continues to open new cases where advocates review the needs for specialized education plans due to disabilities and assisting with obtaining disability status. LSEM also conducts outreach and information sessions required under the grant exceeding the goal of 18 sessions. (PR8)	



U.S. Department of Housing and Urban Development
Office of Community Planning and Development
Integrated Disbursement and Information System
CDBG Activity Summary Report (GPR) for Program Year 2018
FLINT

Date: 30-Sep-2019
Time: 15:14
Page: 113

PGM Year: 2018
Project: 0011 - Legal Services Fair Housing
IDIS Activity: 2707 - LSEM Fair Housing, 18-066

Status: Open
Location: Address Suppressed

Objective: Provide decent affordable housing
Outcome: Availability/accessibility
Matrix Code: Fair Housing Activities (if CDBG, then subject to 15% cap) (05J)

National Objective: LMC

Initial Funding Date: 03/04/2019

Description:

Financing

	Fund Type	Grant Year	Grant	Funded Amount	Drawn In Program Year	Drawn Thru Program Year
CDBG	EN	2018	B18MC260018	\$20,000.00	\$13,594.10	\$13,594.10
Total	Total			\$20,000.00	\$13,594.10	\$13,594.10

Proposed Accomplishments

People (General) : 12

Actual Accomplishments

Number assisted:

	Owner		Renter		Total		Person	
	Total	Hispanic	Total	Hispanic	Total	Hispanic	Total	Hispanic
White:	0	0	0	0	0	0	162	15
Black/African American:	0	0	0	0	0	0	386	0
Asian:	0	0	0	0	0	0	0	0
American Indian/Alaskan Native:	0	0	0	0	0	0	0	0
Native Hawaiian/Other Pacific Islander:	0	0	0	0	0	0	0	0
American Indian/Alaskan Native & White:	0	0	0	0	0	0	0	0
Asian White:	0	0	0	0	0	0	0	0
Black/African American & White:	0	0	0	0	0	0	8	0
American Indian/Alaskan Native & Black/African American:	0	0	0	0	0	0	0	0
Other multi-racial:	0	0	0	0	0	0	11	0
Asian/Pacific Islander:	0	0	0	0	0	0	0	0
Hispanic:	0	0	0	0	0	0	0	0
Total:	0	0	0	0	0	0	567	15
Female-headed Households:	0		0		0			



U.S. Department of Housing and Urban Development
Office of Community Planning and Development
Integrated Disbursement and Information System
CDBG Activity Summary Report (GPR) for Program Year 2018
FLINT

Date: 30-Sep-2019

Time: 15:14

Page: 114

Income Category:

	Owner	Renter	Total	Person
Extremely Low	0	0	0	466
Low Mod	0	0	0	46
Moderate	0	0	0	55
Non Low Moderate	0	0	0	0
Total	0	0	0	567
Percent Low/Mod				100.0%

Annual Accomplishments

Years	Accomplishment Narrative	# Benefitting
2018	LSEM conducts household screenings and trains testers to identify and fair housing issues.(PR8)	



U.S. Department of Housing and Urban Development
Office of Community Planning and Development
Integrated Disbursement and Information System
CDBG Activity Summary Report (GPR) for Program Year 2018
FLINT

Date: 30-Sep-2019
Time: 15:14
Page: 115

PGM Year: 2018
Project: 0013 - McCree Theater Fine Arts Program
IDIS Activity: 2708 - Floyd J McCree After School 18-093

Status: Open
Location: Address Suppressed

Objective: Create suitable living environments
Outcome: Availability/accessibility
Matrix Code: Youth Services (05D)

National Objective: LMC

Initial Funding Date: 03/04/2019

Description:

Financing

	Fund Type	Grant Year	Grant	Funded Amount	Drawn In Program Year	Drawn Thru Program Year
CDBG	EN	2018	B18MC260018	\$35,000.00	\$21,185.74	\$21,185.74
Total	Total			\$35,000.00	\$21,185.74	\$21,185.74

Proposed Accomplishments

People (General) : 200

Actual Accomplishments

Number assisted:

	Owner		Renter		Total		Person	
	Total	Hispanic	Total	Hispanic	Total	Hispanic	Total	Hispanic
White:	0	0	0	0	0	0	7	0
Black/African American:	0	0	0	0	0	0	106	0
Asian:	0	0	0	0	0	0	0	0
American Indian/Alaskan Native:	0	0	0	0	0	0	0	0
Native Hawaiian/Other Pacific Islander:	0	0	0	0	0	0	0	0
American Indian/Alaskan Native & White:	0	0	0	0	0	0	0	0
Asian White:	0	0	0	0	0	0	0	0
Black/African American & White:	0	0	0	0	0	0	0	0
American Indian/Alaskan Native & Black/African American:	0	0	0	0	0	0	0	0
Other multi-racial:	0	0	0	0	0	0	0	0
Asian/Pacific Islander:	0	0	0	0	0	0	0	0
Hispanic:	0	0	0	0	0	0	0	0
Total:	0	0	0	0	0	0	113	0
Female-headed Households:	0		0		0			



U.S. Department of Housing and Urban Development
Office of Community Planning and Development
Integrated Disbursement and Information System
CDBG Activity Summary Report (GPR) for Program Year 2018
FLINT

Date: 30-Sep-2019

Time: 15:14

Page: 116

Income Category:

	Owner	Renter	Total	Person
Extremely Low	0	0	0	20
Low Mod	0	0	0	84
Moderate	0	0	0	9
Non Low Moderate	0	0	0	0
Total	0	0	0	113
Percent Low/Mod				100.0%

Annual Accomplishments

Years	Accomplishment Narrative	# Benefitting
2018	The after school and summer camp in performing arts continues to accept enrollment.	



U.S. Department of Housing and Urban Development
Office of Community Planning and Development
Integrated Disbursement and Information System
CDBG Activity Summary Report (GPR) for Program Year 2018
FLINT

Date: 30-Sep-2019
Time: 15:14
Page: 117

PGM Year: 2018
Project: 0014 - Mott Literacy Network - Youth Leadership Collaborative
IDIS Activity: 2709 - Flint and Gen Literacy Coalition 18-068

Status: Open
Location: Address Suppressed

Objective: Create suitable living environments
Outcome: Availability/accessibility
Matrix Code: Youth Services (05D)

National Objective: LMC

Initial Funding Date: 03/04/2019

Description:

Financing

	Fund Type	Grant Year	Grant	Funded Amount	Drawn In Program Year	Drawn Thru Program Year
CDBG	EN	2018	B18MC260018	\$50,000.00	\$50,000.00	\$50,000.00
Total	Total			\$50,000.00	\$50,000.00	\$50,000.00

Proposed Accomplishments

People (General) : 550

Actual Accomplishments

Number assisted:

	Owner		Renter		Total		Person	
	Total	Hispanic	Total	Hispanic	Total	Hispanic	Total	Hispanic
White:	0	0	0	0	0	0	165	0
Black/African American:	0	0	0	0	0	0	0	0
Asian:	0	0	0	0	0	0	0	0
American Indian/Alaskan Native:	0	0	0	0	0	0	0	0
Native Hawaiian/Other Pacific Islander:	0	0	0	0	0	0	0	0
American Indian/Alaskan Native & White:	0	0	0	0	0	0	0	0
Asian White:	0	0	0	0	0	0	0	0
Black/African American & White:	0	0	0	0	0	0	283	0
American Indian/Alaskan Native & Black/African American:	0	0	0	0	0	0	0	0
Other multi-racial:	0	0	0	0	0	0	71	0
Asian/Pacific Islander:	0	0	0	0	0	0	0	0
Hispanic:	0	0	0	0	0	0	0	0
Total:	0	0	0	0	0	0	519	0
Female-headed Households:	0		0		0			



U.S. Department of Housing and Urban Development
Office of Community Planning and Development
Integrated Disbursement and Information System
CDBG Activity Summary Report (GPR) for Program Year 2018
FLINT

Date: 30-Sep-2019

Time: 15:14


Page: 118

Income Category:

	Owner	Renter	Total	Person
Extremely Low	0	0	0	383
Low Mod	0	0	0	59
Moderate	0	0	0	77
Non Low Moderate	0	0	0	0
Total	0	0	0	519
Percent Low/Mod				100.0%

Annual Accomplishments

Years	Accomplishment Narrative	# Benefitting
2018	PR3	



U.S. Department of Housing and Urban Development
Office of Community Planning and Development
Integrated Disbursement and Information System
CDBG Activity Summary Report (GPR) for Program Year 2018
FLINT

Date: 30-Sep-2019
Time: 15:14
Page: 119

PGM Year: 2018
Project: 0015 - SBEC After School Program
IDIS Activity: 2710 - Sylvester Broome Empowerment

Status: Open
Location: Address Suppressed

Objective: Create suitable living environments
Outcome: Availability/accessibility
Matrix Code: Youth Services (05D)

National Objective: LMC

Initial Funding Date: 03/04/2019

Description:

Financing

	Fund Type	Grant Year	Grant	Funded Amount	Drawn In Program Year	Drawn Thru Program Year
CDBG	EN	2018	B18MC260018	\$20,000.00	\$0.00	\$0.00
Total	Total			\$20,000.00	\$0.00	\$0.00


Proposed Accomplishments

People (General) : 330

Actual Accomplishments

Number assisted:

	Owner		Renter		Total		Person	
	Total	Hispanic	Total	Hispanic	Total	Hispanic	Total	Hispanic
White:	0	0	0	0	0	0		0
Black/African American:	0	0	0	0	0	0	0	0
Asian:	0	0	0	0	0	0	0	0
American Indian/Alaskan Native:	0	0	0	0	0	0	0	0
Native Hawaiian/Other Pacific Islander:	0	0	0	0	0	0	0	0
American Indian/Alaskan Native & White:	0	0	0	0	0	0	0	0
Asian White:	0	0	0	0	0	0	0	0
Black/African American & White:	0	0	0	0	0	0	0	0
American Indian/Alaskan Native & Black/African American:	0	0	0	0	0	0	0	0
Other multi-racial:	0	0	0	0	0	0	0	0
Asian/Pacific Islander:	0	0	0	0	0	0	0	0
Hispanic:	0	0	0	0	0	0	0	0
Total:	0	0	0	0	0	0	0	0
Female-headed Households:	0		0		0			



U.S. Department of Housing and Urban Development
Office of Community Planning and Development
Integrated Disbursement and Information System
CDBG Activity Summary Report (GPR) for Program Year 2018
FLINT

Date: 30-Sep-2019

Time: 15:14

Page: 120

Income Category:

	Owner	Renter	Total	Person
Extremely Low	0	0	0	0
Low Mod	0	0	0	0
Moderate	0	0	0	0
Non Low Moderate	0	0	0	0
Total	0	0	0	0
Percent Low/Mod				

Annual Accomplishments

No data returned for this view. This might be because the applied filter excludes all data.



U.S. Department of Housing and Urban Development
Office of Community Planning and Development
Integrated Disbursement and Information System
CDBG Activity Summary Report (GPR) for Program Year 2018
FLINT

Date: 30-Sep-2019
Time: 15:14
Page: 121

PGM Year: 2018
Project: 0016 - United Way -Youth Recreation
IDIS Activity: 2711 - United Way Youth Rec 18-070

Status: Open
Location: Address Suppressed

Objective: Create suitable living environments
Outcome: Availability/accessibility
Matrix Code: Youth Services (05D)

National Objective: LMC

Initial Funding Date: 03/04/2019

Description:

Financing

	Fund Type	Grant Year	Grant	Funded Amount	Drawn In Program Year	Drawn Thru Program Year
CDBG	EN	2018	B18MC260018	\$50,000.00	\$24,625.18	\$24,625.18
Total	Total			\$50,000.00	\$24,625.18	\$24,625.18

Proposed Accomplishments

People (General) : 500

Actual Accomplishments

Number assisted:

	Owner		Renter		Total		Person	
	Total	Hispanic	Total	Hispanic	Total	Hispanic	Total	Hispanic
White:	0	0	0	0	0	0	26	8
Black/African American:	0	0	0	0	0	0	125	0
Asian:	0	0	0	0	0	0	0	0
American Indian/Alaskan Native:	0	0	0	0	0	0	0	0
Native Hawaiian/Other Pacific Islander:	0	0	0	0	0	0	0	0
American Indian/Alaskan Native & White:	0	0	0	0	0	0	0	0
Asian White:	0	0	0	0	0	0	0	0
Black/African American & White:	0	0	0	0	0	0	0	0
American Indian/Alaskan Native & Black/African American:	0	0	0	0	0	0	0	0
Other multi-racial:	0	0	0	0	0	0	10	0
Asian/Pacific Islander:	0	0	0	0	0	0	0	0
Hispanic:	0	0	0	0	0	0	0	0
Total:	0	0	0	0	0	0	161	8
Female-headed Households:	0		0		0			



U.S. Department of Housing and Urban Development
Office of Community Planning and Development
Integrated Disbursement and Information System
CDBG Activity Summary Report (GPR) for Program Year 2018
FLINT

Date: 30-Sep-2019

Time: 15:14


Page: 122

Income Category:

	Owner	Renter	Total	Person
Extremely Low	0	0	0	139
Low Mod	0	0	0	0
Moderate	0	0	0	22
Non Low Moderate	0	0	0	0
Total	0	0	0	161
Percent Low/Mod				100.0%

Annual Accomplishments

Years	Accomplishment Narrative	# Benefitting
2018	The United Way continues to assist smaller community youth programs assisting low/mod youth in Flint. To date, the United Way has assisted a total of 161 youth. (PR6)	



U.S. Department of Housing and Urban Development
Office of Community Planning and Development
Integrated Disbursement and Information System
CDBG Activity Summary Report (GPR) for Program Year 2018
FLINT

Date: 30-Sep-2019
Time: 15:14
Page: 123

PGM Year: 2018
Project: 0017 - VAAA - Home Delivered Meals
IDIS Activity: 2712 - VAAA meal Delivery 18-071

Status: Open
Location: Address Suppressed

Objective: Create suitable living environments
Outcome: Availability/accessibility
Matrix Code: Senior Services (05A)

National Objective: LMC

Initial Funding Date: 03/04/2019

Description:

Financing

	Fund Type	Grant Year	Grant	Funded Amount	Drawn In Program Year	Drawn Thru Program Year
CDBG	EN	2018	B18MC260018	\$40,000.00	\$40,000.00	\$40,000.00
Total	Total			\$40,000.00	\$40,000.00	\$40,000.00

Proposed Accomplishments

People (General) : 30

Actual Accomplishments

Number assisted:

	Owner		Renter		Total		Person	
	Total	Hispanic	Total	Hispanic	Total	Hispanic	Total	Hispanic
White:	0	0	0	0	0	0	72	9
Black/African American:	0	0	0	0	0	0	153	0
Asian:	0	0	0	0	0	0	0	0
American Indian/Alaskan Native:	0	0	0	0	0	0	0	0
Native Hawaiian/Other Pacific Islander:	0	0	0	0	0	0	0	0
American Indian/Alaskan Native & White:	0	0	0	0	0	0	0	0
Asian White:	0	0	0	0	0	0	0	0
Black/African American & White:	0	0	0	0	0	0	0	0
American Indian/Alaskan Native & Black/African American:	0	0	0	0	0	0	0	0
Other multi-racial:	0	0	0	0	0	0	0	0
Asian/Pacific Islander:	0	0	0	0	0	0	0	0
Hispanic:	0	0	0	0	0	0	0	0
Total:	0	0	0	0	0	0	225	9
Female-headed Households:	0		0		0			



U.S. Department of Housing and Urban Development
Office of Community Planning and Development
Integrated Disbursement and Information System
CDBG Activity Summary Report (GPR) for Program Year 2018
FLINT

Date: 30-Sep-2019

Time: 15:14

Page: 124


Income Category:

	Owner	Renter	Total	Person
Extremely Low	0	0	0	171
Low Mod	0	0	0	0
Moderate	0	0	0	18
Non Low Moderate	0	0	0	36
Total	0	0	0	225
Percent Low/Mod				84.0%

Annual Accomplishments

Years	Accomplishment Narrative	# Benefitting
-------	--------------------------	---------------

2018



U.S. Department of Housing and Urban Development
Office of Community Planning and Development
Integrated Disbursement and Information System
CDBG Activity Summary Report (GPR) for Program Year 2018
FLINT

Date: 30-Sep-2019
Time: 15:14
Page: 125

PGM Year: 2018
Project: 0012 - LISC - Financial Opportunity Center
IDIS Activity: 2713 - LISC Financial Op Center FHUD19 18-067

Status: Open
Location: Address Suppressed

Objective: Create economic opportunities
Outcome: Availability/accessibility
Matrix Code: Other Public Services Not Listed in
05A-05Y, 03T (05Z)

National Objective: LMC

Initial Funding Date: 03/04/2019

Description:

Financing

	Fund Type	Grant Year	Grant	Funded Amount	Drawn In Program Year	Drawn Thru Program Year
CDBG	EN	2018	B18MC260018	\$40,000.00	\$2,620.82	\$2,620.82
Total	Total			\$40,000.00	\$2,620.82	\$2,620.82

Proposed Accomplishments

People (General) : 150

Actual Accomplishments

Number assisted:

	Owner		Renter		Total		Person	
	Total	Hispanic	Total	Hispanic	Total	Hispanic	Total	Hispanic
White:	0	0	0	0	0	0		0
Black/African American:	0	0	0	0	0	0	0	0
Asian:	0	0	0	0	0	0	0	0
American Indian/Alaskan Native:	0	0	0	0	0	0	0	0
Native Hawaiian/Other Pacific Islander:	0	0	0	0	0	0	0	0
American Indian/Alaskan Native & White:	0	0	0	0	0	0	0	0
Asian White:	0	0	0	0	0	0	0	0
Black/African American & White:	0	0	0	0	0	0	0	0
American Indian/Alaskan Native & Black/African American:	0	0	0	0	0	0	0	0
Other multi-racial:	0	0	0	0	0	0	0	0
Asian/Pacific Islander:	0	0	0	0	0	0	0	0
Hispanic:	0	0	0	0	0	0	0	0
Total:	0	0	0	0	0	0	0	0
Female-headed Households:	0		0		0			



U.S. Department of Housing and Urban Development
Office of Community Planning and Development
Integrated Disbursement and Information System
CDBG Activity Summary Report (GPR) for Program Year 2018
FLINT

Date: 30-Sep-2019

Time: 15:14

Page: 126

Income Category:

	Owner	Renter	Total	Person
Extremely Low	0	0	0	0
Low Mod	0	0	0	0
Moderate	0	0	0	0
Non Low Moderate	0	0	0	0
Total	0	0	0	0
Percent Low/Mod				

Annual Accomplishments

No data returned for this view. This might be because the applied filter excludes all data.



U.S. Department of Housing and Urban Development
Office of Community Planning and Development
Integrated Disbursement and Information System
CDBG Activity Summary Report (GPR) for Program Year 2018
FLINT

Date: 30-Sep-2019
Time: 15:14
Page: 127

PGM Year: 2018
Project: 0018 - YWCA - Safe Center
IDIS Activity: 2714 - YWCA Safe Center 18-072

Status: Open
Location: Address Suppressed

Objective: Create suitable living environments
Outcome: Availability/accessibility
Matrix Code: Other Public Services Not Listed in
05A-05Y, 03T (05Z)

National Objective: LMC

Initial Funding Date: 03/04/2019

Description:

Financing

	Fund Type	Grant Year	Grant	Funded Amount	Drawn In Program Year	Drawn Thru Program Year
CDBG	EN	2018	B18MC260018	\$20,340.00	\$14,006.00	\$14,006.00
Total	Total			\$20,340.00	\$14,006.00	\$14,006.00

Proposed Accomplishments

People (General) : 160

Actual Accomplishments

Number assisted:

	Owner		Renter		Total		Person	
	Total	Hispanic	Total	Hispanic	Total	Hispanic	Total	Hispanic
White:	0	0	0	0	0	0	53	2
Black/African American:	0	0	0	0	0	0	28	0
Asian:	0	0	0	0	0	0	0	0
American Indian/Alaskan Native:	0	0	0	0	0	0	0	0
Native Hawaiian/Other Pacific Islander:	0	0	0	0	0	0	0	0
American Indian/Alaskan Native & White:	0	0	0	0	0	0	0	0
Asian White:	0	0	0	0	0	0	0	0
Black/African American & White:	0	0	0	0	0	0	0	0
American Indian/Alaskan Native & Black/African American:	0	0	0	0	0	0	1	0
Other multi-racial:	0	0	0	0	0	0	0	0
Asian/Pacific Islander:	0	0	0	0	0	0	0	0
Hispanic:	0	0	0	0	0	0	0	0
Total:	0	0	0	0	0	0	82	2
Female-headed Households:	0		0		0			



U.S. Department of Housing and Urban Development
Office of Community Planning and Development
Integrated Disbursement and Information System
CDBG Activity Summary Report (GPR) for Program Year 2018
FLINT

Date: 30-Sep-2019

Time: 15:14

Page: 128

Income Category:

	Owner	Renter	Total	Person
Extremely Low	0	0	0	82
Low Mod	0	0	0	0
Moderate	0	0	0	0
Non Low Moderate	0	0	0	0
Total	0	0	0	82
Percent Low/Mod				100.0%

Annual Accomplishments

Years	Accomplishment Narrative	# Benefitting
2018	uSED p10	



U.S. Department of Housing and Urban Development
Office of Community Planning and Development
Integrated Disbursement and Information System
CDBG Activity Summary Report (GPR) for Program Year 2018
FLINT

Date: 30-Sep-2019
Time: 15:14
Page: 129

PGM Year: 2018
Project: 0019 - Best Practices Consulting - Micro-enterprise Assistance
IDIS Activity: 2715 - Best Practices Consulting 18-073

Status: Open
Location: Address Suppressed

Objective: Create economic opportunities
Outcome: Availability/accessibility
Matrix Code: Micro-Enterprise Assistance (18C)

National Objective: LMC

Initial Funding Date: 03/04/2019

Description:

Financing

	Fund Type	Grant Year	Grant	Funded Amount	Drawn In Program Year	Drawn Thru Program Year
CDBG	EN	2018	B18MC260018	\$50,000.00	\$44,388.83	\$44,388.83
Total	Total			\$50,000.00	\$44,388.83	\$44,388.83

Proposed Accomplishments

People (General) : 30

Actual Accomplishments

Number assisted:

	Owner		Renter		Total		Person	
	Total	Hispanic	Total	Hispanic	Total	Hispanic	Total	Hispanic
White:	0	0	0	0	0	0	0	0
Black/African American:	0	0	0	0	0	0	8	0
Asian:	0	0	0	0	0	0	0	0
American Indian/Alaskan Native:	0	0	0	0	0	0	0	0
Native Hawaiian/Other Pacific Islander:	0	0	0	0	0	0	0	0
American Indian/Alaskan Native & White:	0	0	0	0	0	0	0	0
Asian White:	0	0	0	0	0	0	0	0
Black/African American & White:	0	0	0	0	0	0	0	0
American Indian/Alaskan Native & Black/African American:	0	0	0	0	0	0	0	0
Other multi-racial:	0	0	0	0	0	0	1	0
Asian/Pacific Islander:	0	0	0	0	0	0	0	0
Hispanic:	0	0	0	0	0	0	0	0
Total:	0	0	0	0	0	0	9	0
Female-headed Households:	0		0		0			



U.S. Department of Housing and Urban Development
Office of Community Planning and Development
Integrated Disbursement and Information System
CDBG Activity Summary Report (GPR) for Program Year 2018
FLINT

Date: 30-Sep-2019
Time: 15:14
Page: 130

Income Category:

	Owner	Renter	Total	Person
Extremely Low	0	0	0	0
Low Mod	0	0	0	1
Moderate	0	0	0	4
Non Low Moderate	0	0	0	4
Total	0	0	0	9
Percent Low/Mod				55.6%

Annual Accomplishments

Years	Accomplishment Narrative	# Benefitting
2018	Per PR12, Best Practices Consulting has continued to assist small business in the area with education and marketing assistance	



U.S. Department of Housing and Urban Development
Office of Community Planning and Development
Integrated Disbursement and Information System
CDBG Activity Summary Report (GPR) for Program Year 2018
FLINT

Date: 30-Sep-2019
Time: 15:14
Page: 131

PGM Year: 2018
Project: 0023 - GCLB - Residential and Commercial Demolition
IDIS Activity: 2716 - GCLB, Res/Comm Demolition 18-077

Status: Open
Location: Address Suppressed

Objective: Create suitable living environments
Outcome: Sustainability
Matrix Code: Clearance and Demolition (04)

National Objective: SBS

Initial Funding Date: 03/04/2019

Description:

The Demolition Program benefits the community by improving sustainability of neighborhoods for low to moderate income persons living in the City of Flint. The community wide program will demolish approximately 25 commercialresidential structures that are at risk to the health and safety of the City of Flint residents. This program will complement other funding from State of Michigan, and the Genesee County Land Bank.

Financing

	Fund Type	Grant Year	Grant	Funded Amount	Drawn In Program Year	Drawn Thru Program Year
CDBG	EN	2018	B18MC260018	\$675,000.00	\$0.00	\$0.00
Total	Total			\$675,000.00	\$0.00	\$0.00

Proposed Accomplishments

Housing Units : 24

Annual Accomplishments

No data returned for this view. This might be because the applied filter excludes all data.



U.S. Department of Housing and Urban Development
Office of Community Planning and Development
Integrated Disbursement and Information System
CDBG Activity Summary Report (GPR) for Program Year 2018
FLINT

Date: 30-Sep-2019
Time: 15:14
Page: 132

PGM Year: 2018
Project: 0024 - COF Code Enforcement
IDIS Activity: 2717 - Comprehensive Code Enf 18-078

Status: Open
Location: Address Suppressed

Objective: Create suitable living environments
Outcome: Sustainability
Matrix Code: Code Enforcement (15)

National Objective: LMA

Initial Funding Date: 03/04/2019

Description:

Financing

	Fund Type	Grant Year	Grant	Funded Amount	Drawn In Program Year	Drawn Thru Program Year
CDBG	EN	2018	B18MC260018	\$630,000.00	\$271,199.53	\$271,199.53
Total	Total			\$630,000.00	\$271,199.53	\$271,199.53

Proposed Accomplishments

People (General) : 3,000
Total Population in Service Area: 105,355
Census Tract Percent Low / Mod: 62.19

Annual Accomplishments

No data returned for this view. This might be because the applied filter excludes all data.



U.S. Department of Housing and Urban Development
Office of Community Planning and Development
Integrated Disbursement and Information System
CDBG Activity Summary Report (GPR) for Program Year 2018
FLINT

Date: 30-Sep-2019
Time: 15:14
Page: 133

PGM Year: 2018
Project: 0025 - GCLB - Tool Shed
IDIS Activity: 2718 - Community Toolshed, GCLB 18-079

Status: Open
Location: Address Suppressed

Objective: Create suitable living environments
Outcome: Sustainability
Matrix Code: Interim Assistance (06)

National Objective: LMA

Initial Funding Date: 03/04/2019

Description:

Genesee County Land Bank will use CDBG funds to sub-grant to the Neighborhood Engagement Hun (NEH) to operate the community tool shed. Operation of the tool shed includes: tool rental and mobile tool sheds that loans tools, power equipment, and safety training for the clean-up and maintenance of property that is blighted, abandoned, vacant, or for development of community gardens. Funding will also provide for GCLB staff overview and reporting from NEH and to the City.

Financing

	Fund Type	Grant Year	Grant	Funded Amount	Drawn In Program Year	Drawn Thru Program Year
CDBG	EN	2018	B18MC260018	\$74,242.00	\$13,346.34	\$13,346.34
Total	Total			\$74,242.00	\$13,346.34	\$13,346.34

Proposed Accomplishments

People (General) : 1,450
Total Population in Service Area: 105,355
Census Tract Percent Low / Mod: 62.19

Annual Accomplishments

Years	Accomplishment Narrative	# Benefitting
2018	To date the Community Toolshed has loaned 74 pieces of equipment and conducted 2 organizational planning meetings.	



U.S. Department of Housing and Urban Development
Office of Community Planning and Development
Integrated Disbursement and Information System
CDBG Activity Summary Report (GPR) for Program Year 2018
FLINT

Date: 30-Sep-2019
Time: 15:14
Page: 134

PGM Year: 2018
Project: 0028 - COF Neighborhood Enhancement Program
IDIS Activity: 2719 - Neighborhood Cleanups 18-080 NEP

Status: Open
Location: Address Suppressed

Objective: Create suitable living environments
Outcome: Sustainability
Matrix Code: Interim Assistance (06)

National Objective: LMA

Initial Funding Date: 03/04/2019

Description:

The City of Flint Blight Elimination Division will provide large roll-off dumpsters and neighborhood cleanup support crews to physically address targeted garbage, trash and debris issues within the boundaries of the City's Code Enforcement Service Area.

110 problem sites will be addressed by cleanup support crews, 70 dumpsters will be provided to support neighborhood cleanup campaigns and 150 sites will be cleaned by Blight Elimination Division staff members in response to resident complaints and consistent with the City's Blight Elimination Framework and Comprehensive Code Enforcement Program Design.

Financing

	Fund Type	Grant Year	Grant	Funded Amount	Drawn In Program Year	Drawn Thru Program Year
CDBG	EN	2018	B18MC260018	\$50,000.00	\$20,000.00	\$20,000.00
Total	Total			\$50,000.00	\$20,000.00	\$20,000.00

Proposed Accomplishments

People (General) : 100
Total Population in Service Area: 105,355
Census Tract Percent Low / Mod: 62.19

Annual Accomplishments

No data returned for this view. This might be because the applied filter excludes all data.



U.S. Department of Housing and Urban Development
Office of Community Planning and Development
Integrated Disbursement and Information System
CDBG Activity Summary Report (GPR) for Program Year 2018
FLINT

Date: 30-Sep-2019
Time: 15:14
Page: 135

PGM Year: 2018

Project: 0027 - COF Fire Department - Personal Protection Equipment/Trucks

IDIS Activity: 2720 - COF Fire Department Pers Prot Equip 18-081

Status: Open

Location: Address Suppressed

Objective: Create suitable living environments

Outcome: Sustainability

Matrix Code: Fire Station/Equipment (03O)

National Objective: LMA

Initial Funding Date: 03/04/2019

Description:

Financing

	Fund Type	Grant Year	Grant	Funded Amount	Drawn In Program Year	Drawn Thru Program Year
CDBG	EN	2018	B18MC260018	\$55,000.00	\$40,537.00	\$40,537.00
Total	Total			\$55,000.00	\$40,537.00	\$40,537.00

Proposed Accomplishments

Public Facilities : 1

Total Population in Service Area: 105,355

Census Tract Percent Low / Mod: 62.19

Annual Accomplishments

No data returned for this view. This might be because the applied filter excludes all data.



U.S. Department of Housing and Urban Development
Office of Community Planning and Development
Integrated Disbursement and Information System
CDBG Activity Summary Report (GPR) for Program Year 2018
FLINT

Date: 30-Sep-2019
Time: 15:14
Page: 136

PGM Year: 2018
Project: 0028 - COF Neighborhood Enhancement Program
IDIS Activity: 2721 - Streetscape NEP, 18-082

Status: Open
Location: Address Suppressed

Objective: Create suitable living environments
Outcome: Sustainability
Matrix Code: Street Improvements (03K)

National Objective: LMA

Initial Funding Date: 03/07/2019

Description:

Annual Action plan 180340.2 adopted 72318 approved 50,000 for the purposes of street scape improvements including but not limited to sidewalks, lighting, street striping, etc. Accomplishment data includes activities 2609, 2678 and 2721.

Financing

	Fund Type	Grant Year	Grant	Funded Amount	Drawn In Program Year	Drawn Thru Program Year
CDBG	EN	2018	B18MC260018	\$50,000.00	\$0.00	\$0.00
Total	Total			\$50,000.00	\$0.00	\$0.00

Proposed Accomplishments

People (General) : 9,038
Total Population in Service Area: 12,915
Census Tract Percent Low / Mod: 73.02

Annual Accomplishments

No data returned for this view. This might be because the applied filter excludes all data.



U.S. Department of Housing and Urban Development
Office of Community Planning and Development
Integrated Disbursement and Information System
CDBG Activity Summary Report (GPR) for Program Year 2018
FLINT

Date: 30-Sep-2019
Time: 15:14
Page: 137

PGM Year: 2014
Project: 0018 - Neighborhood Enhancement Program/Park Improvements
IDIS Activity: 2722 - Eldorado Vista Improvements 14-067

Status: Open
Location: Address Suppressed

Objective: Create suitable living environments
Outcome: Availability/accessibility
Matrix Code: Parks, Recreational Facilities (03F)

National Objective: LMA

Initial Funding Date: 03/07/2019

Description:

Eldorado Vista Improvements will be tracked on activity 2727.

Financing

	Fund Type	Grant Year	Grant	Funded Amount	Drawn In Program Year	Drawn Thru Program Year
CDBG	EN	Pre-2015		\$13,650.00	\$0.00	\$0.00
		2014	B14MC260018		\$7,320.00	\$7,320.00
Total	Total			\$13,650.00	\$7,320.00	\$7,320.00

Proposed Accomplishments

Total Population in Service Area: 105,355
Census Tract Percent Low / Mod: 62.19

Annual Accomplishments

No data returned for this view. This might be because the applied filter excludes all data.



U.S. Department of Housing and Urban Development
Office of Community Planning and Development
Integrated Disbursement and Information System
CDBG Activity Summary Report (GPR) for Program Year 2018
FLINT

Date: 30-Sep-2019
Time: 15:14
Page: 138

PGM Year: 2014
Project: 0018 - Neighborhood Enhancement Program/Park Improvements
IDIS Activity: 2723 - Brennan Park Improvement, 14-067

Status: Open
Location: Address Suppressed

Objective: Create suitable living environments
Outcome: Availability/accessibility
Matrix Code: Parks, Recreational Facilities (03F)

National Objective: LMA

Initial Funding Date: 03/07/2019

Description:

Brennan Park Improvements, pedestrian path accomplishments to be reported on activity 2725

Financing

	Fund Type	Grant Year	Grant	Funded Amount	Drawn In Program Year	Drawn Thru Program Year
CDBG	EN	Pre-2015		\$13,650.00	\$0.00	\$0.00
		2014	B14MC260018		\$7,320.00	\$7,320.00
Total	Total			\$13,650.00	\$7,320.00	\$7,320.00

Proposed Accomplishments

Total Population in Service Area: 105,355
Census Tract Percent Low / Mod: 62.19

Annual Accomplishments

No data returned for this view. This might be because the applied filter excludes all data.



U.S. Department of Housing and Urban Development
Office of Community Planning and Development
Integrated Disbursement and Information System
CDBG Activity Summary Report (GPR) for Program Year 2018
FLINT

Date: 30-Sep-2019
Time: 15:14
Page: 139

PGM Year: 2015
Project: 0014 - Facility Improvements
IDIS Activity: 2724 - Farnumwood Park, 15-139 Improvements

Status: Open
Location: Address Suppressed

Objective: Create suitable living environments
Outcome: Availability/accessibility
Matrix Code: Parks, Recreational Facilities (03F)

National Objective: LMA

Initial Funding Date: 03/07/2019

Description:

Accomplishment data will be reported on activity 2726.

Financing


	Fund Type	Grant Year	Grant	Funded Amount	Drawn In Program Year	Drawn Thru Program Year
CDBG	EN	2015	B15MC260018	\$25,000.00	\$10,126.93	\$10,126.93
Total	Total			\$25,000.00	\$10,126.93	\$10,126.93

Proposed Accomplishments

Total Population in Service Area: 105,355
Census Tract Percent Low / Mod: 62.19

Annual Accomplishments

No data returned for this view. This might be because the applied filter excludes all data.



U.S. Department of Housing and Urban Development
Office of Community Planning and Development
Integrated Disbursement and Information System
CDBG Activity Summary Report (GPR) for Program Year 2018
FLINT

Date: 30-Sep-2019
Time: 15:14
Page: 140

PGM Year: 2016
Project: 0006 - Facility Improvements, 16-17
IDIS Activity: 2725 - Brennan Park Improvement, 16-067

Status: Open
Location: Address Suppressed

Objective: Create suitable living environments
Outcome: Availability/accessibility
Matrix Code: Parks, Recreational Facilities (03F)

National Objective: LMA

Initial Funding Date: 03/07/2019

Description:

Accomplishment data includes activities 2725 and 2723.

Financing

	Fund Type	Grant Year	Grant	Funded Amount	Drawn In Program Year	Drawn Thru Program Year
CDBG	EN	Pre-2015		\$17,500.00	\$0.00	\$0.00
Total	Total			\$17,500.00	\$0.00	\$0.00

Proposed Accomplishments

Public Facilities : 1
Total Population in Service Area: 105,355
Census Tract Percent Low / Mod: 62.19

Annual Accomplishments

No data returned for this view. This might be because the applied filter excludes all data.



U.S. Department of Housing and Urban Development
Office of Community Planning and Development
Integrated Disbursement and Information System
CDBG Activity Summary Report (GPR) for Program Year 2018
FLINT

Date: 30-Sep-2019
Time: 15:14
Page: 141

PGM Year: 2016
Project: 0006 - Facility Improvements, 16-17
IDIS Activity: 2726 - Farnumwood Park, 16-067 Improvements

Status: Open
Location: 4201 Shawnee Ave 4201 Shawnee Ave MI Flint, MI 48507-2867

Objective: Create suitable living environments
Outcome: Availability/accessibility
Matrix Code: Parks, Recreational Facilities (03F)

National Objective: LMA

Initial Funding Date: 03/07/2019

Description:

Accomplishment data includes activities 2724, 2726 and 2728.

Financing

	Fund Type	Grant Year	Grant	Funded Amount	Drawn In Program Year	Drawn Thru Program Year
CDBG	EN	2016	B16MC260018	\$17,500.00	\$0.00	\$0.00
Total	Total			\$17,500.00	\$0.00	\$0.00

Proposed Accomplishments

Public Facilities : 1

Total Population in Service Area: 105,355

Census Tract Percent Low / Mod: 62.19

Annual Accomplishments

No data returned for this view. This might be because the applied filter excludes all data.



U.S. Department of Housing and Urban Development
Office of Community Planning and Development
Integrated Disbursement and Information System
CDBG Activity Summary Report (GPR) for Program Year 2018
FLINT

Date: 30-Sep-2019
Time: 15:14
Page: 142

PGM Year: 2016
Project: 0006 - Facility Improvements, 16-17
IDIS Activity: 2727 - Eldorado Vista Improvements 16-067

Status: Open
Location: 3201 Stevenson St 3201 Stevenson St MI Flint, MI 48504-3246

Objective: Create suitable living environments
Outcome: Availability/accessibility
Matrix Code: Parks, Recreational Facilities (03F)

National Objective: LMA

Initial Funding Date: 03/07/2019

Description:

Accomplishment data includes activities 2722 and 2727.

Financing

	Fund Type	Grant Year	Grant	Funded Amount	Drawn In Program Year	Drawn Thru Program Year
CDBG	EN	2016	B16MC260018	\$17,500.00	\$0.00	\$0.00
Total	Total			\$17,500.00	\$0.00	\$0.00

Proposed Accomplishments

Public Facilities : 1
Total Population in Service Area: 105,355
Census Tract Percent Low / Mod: 62.19

Annual Accomplishments

No data returned for this view. This might be because the applied filter excludes all data.



U.S. Department of Housing and Urban Development
Office of Community Planning and Development
Integrated Disbursement and Information System
CDBG Activity Summary Report (GPR) for Program Year 2018
FLINT

Date: 30-Sep-2019
Time: 15:14
Page: 143

PGM Year: 2017
Project: 0032 - PARKS improvement, COF Planning
IDIS Activity: 2728 - Farnumwood Park, 17-093 Improvements

Status: Open
Location: Address Suppressed

Objective: Create suitable living environments
Outcome: Availability/accessibility
Matrix Code: Parks, Recreational Facilities (03F)

National Objective: LMA

Initial Funding Date: 03/08/2019

Description:

Accomplishment data reported on activity 2726.

Financing

	Fund Type	Grant Year	Grant	Funded Amount	Drawn In Program Year	Drawn Thru Program Year
CDBG	EN	2017	B17MC260018	\$2,000.07	\$2,000.07	\$2,000.07
Total	Total			\$2,000.07	\$2,000.07	\$2,000.07

Proposed Accomplishments

Total Population in Service Area: 105,355
Census Tract Percent Low / Mod: 62.19

Annual Accomplishments

No data returned for this view. This might be because the applied filter excludes all data.



U.S. Department of Housing and Urban Development
Office of Community Planning and Development
Integrated Disbursement and Information System
CDBG Activity Summary Report (GPR) for Program Year 2018
FLINT

Date: 30-Sep-2019
Time: 15:14
Page: 144

PGM Year: 2018
Project: 0029 - COF Community Center Improvements
IDIS Activity: 2729 - McKinley Center Improvements, 18-083

Status: Open
Location: Address Suppressed

Objective: Create suitable living environments
Outcome: Availability/accessibility
Matrix Code: Neighborhood Facilities (03E)

National Objective: LMA

Initial Funding Date: 03/08/2019

Description:

Accomplishment data will be reported on activity 2730.

Financing

	Fund Type	Grant Year	Grant	Funded Amount	Drawn In Program Year	Drawn Thru Program Year
CDBG	EN	2018	B18MC260018	\$50,000.00	\$0.00	\$0.00
Total	Total			\$50,000.00	\$0.00	\$0.00

Proposed Accomplishments

Total Population in Service Area: 105,355
Census Tract Percent Low / Mod: 62.19

Annual Accomplishments

No data returned for this view. This might be because the applied filter excludes all data.



U.S. Department of Housing and Urban Development
Office of Community Planning and Development
Integrated Disbursement and Information System
CDBG Activity Summary Report (GPR) for Program Year 2018
FLINT

Date: 30-Sep-2019
Time: 15:14
Page: 145

PGM Year: 2018
Project: 0029 - COF Community Center Improvements
IDIS Activity: 2730 - McKinley Center Improvements, 18-085

Status: Open
Location: Address Suppressed

Objective: Create suitable living environments
Outcome: Availability/accessibility
Matrix Code: Neighborhood Facilities (03E)

National Objective: LMA

Initial Funding Date: 03/08/2019

Description:

Accomplishment data includes activities 2561, 2690, 2729 and 2730.

Financing

	Fund Type	Grant Year	Grant	Funded Amount	Drawn In Program Year	Drawn Thru Program Year
CDBG	EN	2018	B18MC260018	\$50,000.00	\$0.00	\$0.00
Total	Total			\$50,000.00	\$0.00	\$0.00

Proposed Accomplishments

Public Facilities : 1
Total Population in Service Area: 105,355
Census Tract Percent Low / Mod: 62.19

Annual Accomplishments

No data returned for this view. This might be because the applied filter excludes all data.



U.S. Department of Housing and Urban Development
Office of Community Planning and Development
Integrated Disbursement and Information System
CDBG Activity Summary Report (GPR) for Program Year 2018
FLINT

Date: 30-Sep-2019
Time: 15:14
Page: 146

PGM Year: 2016
Project: 0004 - Public Services, FHUD17
IDIS Activity: 2732 - Faith Foundation Resources HYPE 19-020

Status: Open
Location: Address Suppressed

Objective: Create economic opportunities
Outcome: Sustainability
Matrix Code: Other Public Services Not Listed in
05A-05Y, 03T (05Z)

National Objective: LMC

Initial Funding Date: 04/18/2019

Description:

The HYPE Program provides professional career and educational training skills to youth and young adults ages 16 to 24. These activities empower youth with the tools to become productive, responsible, self-determined members of society. The program's professional development team teaches HYPE courses over eight weeks. Courses focused on job readiness, learning the fundamentals of interpersonal skills, and financial literacy training, with a significant credit counseling component. Participants meet for 3 to 4 hours each week. The HYPE Program also provides financial literacy training and has a significant focus on understanding and building credit. As 99% of participants have been-and will continue to be-"first generation users of banking and savings," it is critical to help them understand how to read a FICO score, identify what lenders look at when determining loans, how to set up and use checking and savings account, and how to avoid predatory lending practices. CDBG Funding will be used for the procurement and networking of system computers to support the existing HYPE program.

Financing

	Fund Type	Grant Year	Grant	Funded Amount	Drawn In Program Year	Drawn Thru Program Year
CDBG	EN	Pre-2015		\$5,073.11	\$0.00	\$0.00
		2014	B14MC260018		\$5,073.11	\$5,073.11
		2015	B15MC260018	\$3,826.89	\$3,745.80	\$3,745.80
Total	Total			\$8,900.00	\$8,818.91	\$8,818.91

Proposed Accomplishments

Actual Accomplishments

Number assisted:

	Owner		Renter		Total		Person	
	Total	Hispanic	Total	Hispanic	Total	Hispanic	Total	Hispanic
White:	0	0	0	0	0	0	0	0
Black/African American:	0	0	0	0	0	0	0	0
Asian:	0	0	0	0	0	0	0	0
American Indian/Alaskan Native:	0	0	0	0	0	0	0	0
Native Hawaiian/Other Pacific Islander:	0	0	0	0	0	0	0	0
American Indian/Alaskan Native & White:	0	0	0	0	0	0	0	0
Asian White:	0	0	0	0	0	0	0	0
Black/African American & White:	0	0	0	0	0	0	0	0
American Indian/Alaskan Native & Black/African American:	0	0	0	0	0	0	0	0



U.S. Department of Housing and Urban Development
Office of Community Planning and Development
Integrated Disbursement and Information System
CDBG Activity Summary Report (GPR) for Program Year 2018
FLINT

Date: 30-Sep-2019
Time: 15:14
Page: 147


Other multi-racial:	0	0	0	0	0	0	0	0
Asian/Pacific Islander:	0	0	0	0	0	0	0	0
Hispanic:	0	0	0	0	0	0	0	0
Total:	0	0	0	0	0	0	0	0
Female-headed Households:	0		0		0			

Income Category:

	Owner	Renter	Total	Person
Extremely Low	0	0	0	0
Low Mod	0	0	0	0
Moderate	0	0	0	0
Non Low Moderate	0	0	0	0
Total	0	0	0	0
Percent Low/Mod				

Annual Accomplishments

No data returned for this view. This might be because the applied filter excludes all data.



U.S. Department of Housing and Urban Development
Office of Community Planning and Development
Integrated Disbursement and Information System
CDBG Activity Summary Report (GPR) for Program Year 2018
FLINT

Date: 30-Sep-2019
Time: 15:14
Page: 148

PGM Year: 2018
Project: 0022 - Faith Foundation Resources - HYPE
IDIS Activity: 2733 - Metro Faith Foundation HYPE, 18-075

Status: Canceled 4/22/2019 1:51:51 PM
Location: Address Suppressed

Objective: Create economic opportunities
Outcome: Sustainability
Matrix Code: Employment Training (05H)

National Objective: LMC

Initial Funding Date: 04/18/2019

Description:

Financing

No data returned for this view. This might be because the applied filter excludes all data.


Proposed Accomplishments

People (General) : 52

Actual Accomplishments

Number assisted:

	Owner		Renter		Total		Person	
	Total	Hispanic	Total	Hispanic	Total	Hispanic	Total	Hispanic
White:	0	0	0	0	0	0		0
Black/African American:	0	0	0	0	0	0	0	0
Asian:	0	0	0	0	0	0	0	0
American Indian/Alaskan Native:	0	0	0	0	0	0	0	0
Native Hawaiian/Other Pacific Islander:	0	0	0	0	0	0	0	0
American Indian/Alaskan Native & White:	0	0	0	0	0	0	0	0
Asian White:	0	0	0	0	0	0	0	0
Black/African American & White:	0	0	0	0	0	0	0	0
American Indian/Alaskan Native & Black/African American:	0	0	0	0	0	0	0	0
Other multi-racial:	0	0	0	0	0	0	0	0
Asian/Pacific Islander:	0	0	0	0	0	0	0	0
Hispanic:	0	0	0	0	0	0	0	0



U.S. Department of Housing and Urban Development
Office of Community Planning and Development
Integrated Disbursement and Information System
CDBG Activity Summary Report (GPR) for Program Year 2018
FLINT

Date: 30-Sep-2019
Time: 15:14
Page: 149

Total: 0 0 0 0 0 0 0 0

Female-headed Households: 0 0 0

Income Category:

	Owner	Renter	Total	Person
Extremely Low	0	0	0	0
Low Mod	0	0	0	0
Moderate	0	0	0	0
Non Low Moderate	0	0	0	0
Total	0	0	0	0

Percent Low/Mod

Annual Accomplishments

No data returned for this view. This might be because the applied filter excludes all data.



U.S. Department of Housing and Urban Development
Office of Community Planning and Development
Integrated Disbursement and Information System
CDBG Activity Summary Report (GPR) for Program Year 2018
FLINT

Date: 30-Sep-2019
Time: 15:14
Page: 150

PGM Year: 2015
Project: 0004 - Youth Services, FHUD16
IDIS Activity: 2734 - GCYC Traverse Place, 19-022 Reprog

Status: Open
Location: Address Suppressed

Objective: Create suitable living environments
Outcome: Availability/accessibility
Matrix Code: Youth Services (05D)

National Objective: LMC

Initial Funding Date: 04/18/2019

Description:

Financing

	Fund Type	Grant Year	Grant	Funded Amount	Drawn In Program Year	Drawn Thru Program Year
CDBG	EN	2015	B15MC260018	\$27,500.00	\$27,500.00	\$27,500.00
Total	Total			\$27,500.00	\$27,500.00	\$27,500.00

Proposed Accomplishments

Actual Accomplishments

Number assisted:

	Owner		Renter		Total		Person	
	Total	Hispanic	Total	Hispanic	Total	Hispanic	Total	Hispanic
White:	0	0	0	0	0	0		0
Black/African American:	0	0	0	0	0	0	0	0
Asian:	0	0	0	0	0	0	0	0
American Indian/Alaskan Native:	0	0	0	0	0	0	0	0
Native Hawaiian/Other Pacific Islander:	0	0	0	0	0	0	0	0
American Indian/Alaskan Native & White:	0	0	0	0	0	0	0	0
Asian White:	0	0	0	0	0	0	0	0
Black/African American & White:	0	0	0	0	0	0	0	0
American Indian/Alaskan Native & Black/African American:	0	0	0	0	0	0	0	0
Other multi-racial:	0	0	0	0	0	0	0	0
Asian/Pacific Islander:	0	0	0	0	0	0	0	0
Hispanic:	0	0	0	0	0	0	0	0
Total:	0	0	0	0	0	0	0	0

Female-headed Households:

0 0 0

Income Category:

Owner Renter Total Person



U.S. Department of Housing and Urban Development
Office of Community Planning and Development
Integrated Disbursement and Information System
CDBG Activity Summary Report (GPR) for Program Year 2018
FLINT

Date: 30-Sep-2019


Time: 15:14

Page: 151

Extremely Low	0	0	0	0
Low Mod	0	0	0	0
Moderate	0	0	0	0
Non Low Moderate	0	0	0	0
Total	0	0	0	0
Percent Low/Mod				

Annual Accomplishments

No data returned for this view. This might be because the applied filter excludes all data.



U.S. Department of Housing and Urban Development
Office of Community Planning and Development
Integrated Disbursement and Information System
CDBG Activity Summary Report (GPR) for Program Year 2018
FLINT

Date: 30-Sep-2019
Time: 15:14
Page: 152

PGM Year: 2015
Project: 0004 - Youth Services, FHUD16
IDIS Activity: 2735 - GCYC Reach 19-021, reprog

Status: Open
Location: Address Suppressed

Objective: Create suitable living environments
Outcome: Availability/accessibility
Matrix Code: Youth Services (05D)

National Objective: LMC

Initial Funding Date: 04/18/2019

Description:

Financing

	Fund Type	Grant Year	Grant	Funded Amount	Drawn In Program Year	Drawn Thru Program Year
CDBG	EN	2015	B15MC260018	\$14,500.00	\$14,500.00	\$14,500.00
Total	Total			\$14,500.00	\$14,500.00	\$14,500.00

Proposed Accomplishments

Actual Accomplishments

Number assisted:

	Owner		Renter		Total		Person	
	Total	Hispanic	Total	Hispanic	Total	Hispanic	Total	Hispanic
White:	0	0	0	0	0	0		0
Black/African American:	0	0	0	0	0	0	0	0
Asian:	0	0	0	0	0	0	0	0
American Indian/Alaskan Native:	0	0	0	0	0	0	0	0
Native Hawaiian/Other Pacific Islander:	0	0	0	0	0	0	0	0
American Indian/Alaskan Native & White:	0	0	0	0	0	0	0	0
Asian White:	0	0	0	0	0	0	0	0
Black/African American & White:	0	0	0	0	0	0	0	0
American Indian/Alaskan Native & Black/African American:	0	0	0	0	0	0	0	0
Other multi-racial:	0	0	0	0	0	0	0	0
Asian/Pacific Islander:	0	0	0	0	0	0	0	0
Hispanic:	0	0	0	0	0	0	0	0
Total:	0	0	0	0	0	0	0	0

Female-headed Households:

0 0 0

Income Category:

Owner Renter Total Person



U.S. Department of Housing and Urban Development
Office of Community Planning and Development
Integrated Disbursement and Information System
CDBG Activity Summary Report (GPR) for Program Year 2018
FLINT

Date: 30-Sep-2019

Time: 15:14

Page: 153

Extremely Low	0	0	0	0
Low Mod	0	0	0	0
Moderate	0	0	0	0
Non Low Moderate	0	0	0	0
Total	0	0	0	0
Percent Low/Mod				

Annual Accomplishments

No data returned for this view. This might be because the applied filter excludes all data.



U.S. Department of Housing and Urban Development
Office of Community Planning and Development
Integrated Disbursement and Information System
CDBG Activity Summary Report (GPR) for Program Year 2018
FLINT

Date: 30-Sep-2019
Time: 15:14
Page: 154

PGM Year: 2014
Project: 0034 - Youth Services Camp FIRE
IDIS Activity: 2736 - CAMP FIRE, 748.160 FHUD15CDBG 19-017

Status: Open
Location: 210 E 5th St Flint, MI 48502-1636

Objective: Create economic opportunities
Outcome: Availability/accessibility
Matrix Code: Youth Services (05D)

National Objective: LMC

Initial Funding Date: 04/22/2019

Description:

Financing

	Fund Type	Grant Year	Grant	Funded Amount	Drawn In Program Year	Drawn Thru Program Year
CDBG	EN	Pre-2015		\$10,000.00	\$0.00	\$0.00
Total	Total			\$10,000.00	\$0.00	\$0.00

Proposed Accomplishments

People (General) : 60

Actual Accomplishments

Number assisted:

	Owner		Renter		Total		Person	
	Total	Hispanic	Total	Hispanic	Total	Hispanic	Total	Hispanic
White:	0	0	0	0	0	0		0
Black/African American:	0	0	0	0	0	0	0	0
Asian:	0	0	0	0	0	0	0	0
American Indian/Alaskan Native:	0	0	0	0	0	0	0	0
Native Hawaiian/Other Pacific Islander:	0	0	0	0	0	0	0	0
American Indian/Alaskan Native & White:	0	0	0	0	0	0	0	0
Asian White:	0	0	0	0	0	0	0	0
Black/African American & White:	0	0	0	0	0	0	0	0
American Indian/Alaskan Native & Black/African American:	0	0	0	0	0	0	0	0
Other multi-racial:	0	0	0	0	0	0	0	0
Asian/Pacific Islander:	0	0	0	0	0	0	0	0
Hispanic:	0	0	0	0	0	0	0	0
Total:	0	0	0	0	0	0	0	0
Female-headed Households:	0		0		0			



U.S. Department of Housing and Urban Development
Office of Community Planning and Development
Integrated Disbursement and Information System
CDBG Activity Summary Report (GPR) for Program Year 2018
FLINT

Date: 30-Sep-2019

Time: 15:14

Page: 155

Income Category:

	Owner	Renter	Total	Person
Extremely Low	0	0	0	0
Low Mod	0	0	0	0
Moderate	0	0	0	0
Non Low Moderate	0	0	0	0
Total	0	0	0	0
Percent Low/Mod				

Annual Accomplishments

No data returned for this view. This might be because the applied filter excludes all data.



U.S. Department of Housing and Urban Development
Office of Community Planning and Development
Integrated Disbursement and Information System
CDBG Activity Summary Report (GPR) for Program Year 2018
FLINT

Date: 30-Sep-2019
Time: 15:14
Page: 156

PGM Year: 2014
Project: 0035 - Youth Services African Drum and Dance
IDIS Activity: 2737 - African Drum and Dance, Youth REP

Status: Open
Location: 755 S Saginaw St Flint, MI 48502-1507

Objective: Create suitable living environments
Outcome: Availability/accessibility
Matrix Code: Youth Services (05D)

National Objective: LMC

Initial Funding Date: 04/22/2019

Description:

Financing

	Fund Type	Grant Year	Grant	Funded Amount	Drawn In Program Year	Drawn Thru Program Year
CDBG	EN	Pre-2015		\$5,000.00	\$0.00	\$0.00
		2014	B14MC260018		\$3,357.70	\$3,357.70
Total	Total			\$5,000.00	\$3,357.70	\$3,357.70


Proposed Accomplishments

People (General) : 40

Actual Accomplishments

Number assisted:

	Owner		Renter		Total		Person	
	Total	Hispanic	Total	Hispanic	Total	Hispanic	Total	Hispanic
White:	0	0	0	0	0	0	6	0
Black/African American:	0	0	0	0	0	0	192	2
Asian:	0	0	0	0	0	0	0	0
American Indian/Alaskan Native:	0	0	0	0	0	0	0	0
Native Hawaiian/Other Pacific Islander:	0	0	0	0	0	0	0	0
American Indian/Alaskan Native & White:	0	0	0	0	0	0	0	0
Asian White:	0	0	0	0	0	0	0	0
Black/African American & White:	0	0	0	0	0	0	2	0
American Indian/Alaskan Native & Black/African American:	0	0	0	0	0	0	0	0
Other multi-racial:	0	0	0	0	0	0	0	0
Asian/Pacific Islander:	0	0	0	0	0	0	0	0
Hispanic:	0	0	0	0	0	0	0	0
Total:	0	0	0	0	0	0	200	2
Female-headed Households:	0		0		0			



U.S. Department of Housing and Urban Development
Office of Community Planning and Development
Integrated Disbursement and Information System
CDBG Activity Summary Report (GPR) for Program Year 2018
FLINT

Date: 30-Sep-2019

Time: 15:14

Page: 157

Income Category:

	Owner	Renter	Total	Person
Extremely Low	0	0	0	0
Low Mod	0	0	0	200
Moderate	0	0	0	0
Non Low Moderate	0	0	0	0
Total	0	0	0	200
Percent Low/Mod				100.0%

Annual Accomplishments

Years	Accomplishment Narrative	# Benefitting
2019	African Drum and Dance classes are offered at six (6) Flint Community Schools as an after-school activity, as well as a pilot program in the Aldrige Place, a north Flint housing complex.	



U.S. Department of Housing and Urban Development
Office of Community Planning and Development
Integrated Disbursement and Information System
CDBG Activity Summary Report (GPR) for Program Year 2018
FLINT

Date: 30-Sep-2019
Time: 15:14
Page: 158

PGM Year: 2018
Project: 0027 - COF Fire Department - Personal Protection Equipment/Trucks
IDIS Activity: 2738 - Fire Truck, 19-018

Status: Open
Location: 310 E 5th St Flint, MI 48502-1635

Objective: Create suitable living environments
Outcome: Sustainability
Matrix Code: Fire Station/Equipment (03O)

National Objective: LMA

Initial Funding Date: 04/22/2019

Description:

Financing

	Fund Type	Grant Year	Grant	Funded Amount	Drawn In Program Year	Drawn Thru Program Year
CDBG	EN	Pre-2015		\$26,323.01	\$0.00	\$0.00
		2014	B14MC260018		\$26,323.01	\$26,323.01
		2015	B15MC260018	\$23,940.40	\$23,940.40	\$23,940.40
		2016	B16MC260018	\$321,099.67	\$321,099.67	\$321,099.67
		2017	B17MC260018	\$332,827.06	\$332,827.06	\$332,827.06
		2018	B18MC260018	\$195,809.86	\$195,809.86	\$195,809.86
Total	Total			\$900,000.00	\$900,000.00	\$900,000.00

Proposed Accomplishments

Public Facilities : 1
Total Population in Service Area: 97,140
Census Tract Percent Low / Mod: 65.75

Annual Accomplishments

No data returned for this view. This might be because the applied filter excludes all data.



U.S. Department of Housing and Urban Development
Office of Community Planning and Development
Integrated Disbursement and Information System
CDBG Activity Summary Report (GPR) for Program Year 2018
FLINT

Date: 30-Sep-2019
Time: 15:14
Page: 159

PGM Year: 2014

Project: 0026 - Housing Services in Support of Home

IDIS Activity: 2739 - 1108 S Grand Traverse

Status: Completed 6/27/2019 12:00:00 AM

Location: 1108 S Grand Traverse St Flint, MI 48502-1018

Objective: Provide decent affordable housing

Outcome: Availability/accessibility

Matrix Code: Housing Services - Excluding Housing
Counseling, under 24 CFR 5.100
(14J)

National Objective: LMH

Initial Funding Date: 06/26/2019

Description:

1108 South Grand Traverse, carrying costs

Financing

	Fund Type	Grant Year	Grant	Funded Amount	Drawn In Program Year	Drawn Thru Program Year
CDBG	EN	Pre-2015		\$5,171.76	\$0.00	\$0.00
		2014	B14MC260018		\$5,171.76	\$5,171.76
Total	Total			\$5,171.76	\$5,171.76	\$5,171.76

Proposed Accomplishments

Housing Units : 1

Actual Accomplishments

Number assisted:

	Owner		Renter		Total		Person	
	Total	Hispanic	Total	Hispanic	Total	Hispanic	Total	Hispanic
White:	1	0	0	0	1	0	0	0
Black/African American:	0	0	0	0	0	0	0	0
Asian:	0	0	0	0	0	0	0	0
American Indian/Alaskan Native:	0	0	0	0	0	0	0	0
Native Hawaiian/Other Pacific Islander:	0	0	0	0	0	0	0	0
American Indian/Alaskan Native & White:	0	0	0	0	0	0	0	0
Asian White:	0	0	0	0	0	0	0	0
Black/African American & White:	0	0	0	0	0	0	0	0
American Indian/Alaskan Native & Black/African American:	0	0	0	0	0	0	0	0
Other multi-racial:	0	0	0	0	0	0	0	0
Asian/Pacific Islander:	0	0	0	0	0	0	0	0
Hispanic:	0	0	0	0	0	0	0	0
Total:	1	0	0	0	1	0	0	0

Female-headed Households:

0

0

0



U.S. Department of Housing and Urban Development
Office of Community Planning and Development
Integrated Disbursement and Information System
CDBG Activity Summary Report (GPR) for Program Year 2018
FLINT

Date: 30-Sep-2019

Time: 15:14

Page: 160

Income Category:

	Owner	Renter	Total	Person
Extremely Low	1	0	1	0
Low Mod	0	0	0	0
Moderate	0	0	0	0
Non Low Moderate	0	0	0	0
Total	1	0	1	0
Percent Low/Mod	100.0%		100.0%	

Annual Accomplishments

Years	Accomplishment Narrative	# Benefitting
2018	carrying costs of 1108 S Grand Traverse, HOME Activity	



U.S. Department of Housing and Urban Development
Office of Community Planning and Development
Integrated Disbursement and Information System
CDBG Activity Summary Report (GPR) for Program Year 2018
FLINT

Date: 30-Sep-2019
Time: 15:14
Page: 161

PGM Year: 2018
Project: 0021 - Genesee County Habitat for Humanity - Owner-occupied Rehab
IDIS Activity: 2740 - GCH4H Owner Occupied Rehab 18-076

Status: Open
Location: Address Suppressed

Objective: Create suitable living environments
Outcome: Sustainability
Matrix Code: Rehab; Single-Unit Residential (14A) **National Objective:** LMH

Initial Funding Date: 06/27/2019

Description:

Owner Occupied rehab to income qualified residents

Financing

	Fund Type	Grant Year	Grant	Funded Amount	Drawn In Program Year	Drawn Thru Program Year
CDBG	EN	2018	B18MC260018	\$233,244.00	\$49,209.00	\$49,209.00
Total	Total			\$233,244.00	\$49,209.00	\$49,209.00

Proposed Accomplishments

Housing Units : 21

Actual Accomplishments

Number assisted:

	Owner		Renter		Total		Person	
	Total	Hispanic	Total	Hispanic	Total	Hispanic	Total	Hispanic
White:	0	0	0	0	0	0		0
Black/African American:	3	0	0	0	3	0	0	0
Asian:	0	0	0	0	0	0	0	0
American Indian/Alaskan Native:	0	0	0	0	0	0	0	0
Native Hawaiian/Other Pacific Islander:	0	0	0	0	0	0	0	0
American Indian/Alaskan Native & White:	0	0	0	0	0	0	0	0
Asian White:	0	0	0	0	0	0	0	0
Black/African American & White:	0	0	0	0	0	0	0	0
American Indian/Alaskan Native & Black/African American:	0	0	0	0	0	0	0	0
Other multi-racial:	0	0	0	0	0	0	0	0
Asian/Pacific Islander:	0	0	0	0	0	0	0	0
Hispanic:	0	0	0	0	0	0	0	0
Total:	3	0	0	0	3	0	0	0
Female-headed Households:	1		0		1			



U.S. Department of Housing and Urban Development
Office of Community Planning and Development
Integrated Disbursement and Information System
CDBG Activity Summary Report (GPR) for Program Year 2018
FLINT

Date: 30-Sep-2019

Time: 15:14


Page: 162

Income Category:

	Owner	Renter	Total	Person
Extremely Low	1	0	1	0
Low Mod	2	0	2	0
Moderate	0	0	0	0
Non Low Moderate	0	0	0	0
Total	3	0	3	0
Percent Low/Mod	100.0%		100.0%	

Annual Accomplishments

Years	Accomplishment Narrative	# Benefitting
2018		



U.S. Department of Housing and Urban Development
Office of Community Planning and Development
Integrated Disbursement and Information System
CDBG Activity Summary Report (GPR) for Program Year 2018
FLINT

Date: 30-Sep-2019

Time: 15:14

Page: 163

Total Funded Amount:	\$45,776,986.39
Total Drawn Thru Program Year:	\$41,657,679.45
Total Drawn In Program Year:	\$4,342,784.58

RESOLUTION NUMBER: _____

190415

PRESENTED: _____

9-18-19

ADOPTED: _____

Resolution to Set a Public Hearing on October 14, 2019 in the City of Flint Council Chambers, 1101 S. Saginaw Street, Flint, Michigan, to Allow Review and Receive Public Comment on the Consolidated Annual Performance and Evaluation Report (CAPER).

BY THE MAYOR:

The City of Flint receives Community Development Block Grant (CDBG); HOME Investment Partnerships Program funds (HOME), and Emergency Solutions Grant (ESG) from the U.S. Department of Housing and Urban Development and is required to report on the use of such CDBG, HOME, and ESG funds each year. The City is also required to provide interested citizens the opportunity to examine the Consolidated Annual Performance and Evaluation Report (CAPER) and to make comments on the use of these funds.

The City of Flint will make copies of the report available to the public in the main branch of the Flint Public Library, Flint Housing Commission, Genesee County Metropolitan Planning Commission, the Division of Community and Economic Development, and the Office of the City Clerk.

A public hearing will be held on the 14th day of October at 5:30 p.m. in the City of Flint Council Chambers, 1101 S. Saginaw Street, Flint, Michigan, to allow review and receive public comment on the Consolidated Annual Performance and Evaluation Report.

IT IS RESOLVED, that the Department of Planning and Development, Division of Community and Economic Development, will hold a Public Hearing on October 14, 2019 for the purposes of allowing comments of the Consolidated Annual Performance and Evaluation Report and to receive public comment.

APPROVED AS TO FORM:



Angela Wheeler, City Attorney

ADMINISTRATION:



Dr. Karen W. Weaver, Mayor

CITY COUNCIL:

Flint City Council

October 1, 2019
CITY OF FLINT
PUBLIC NOTICE

**Regarding Program Year 2018 Consolidated Annual
Performance and Evaluation Report (CAPER)**

In order to meet federal community planning and development requirements under 24 CFR 570, the City is required to report on the use of federal funds and provide interested citizens the opportunity to examine the report and make comments on the use of these funds. The City of Flint Consolidated Annual Performance and Evaluation Report (CAPER) provides expenditure and programmatic information on activities undertaken with Community Development Block Grant (CDBG), HOME Investment Partnerships (HOME), and Emergency Solutions Grant (ESG) funds during the period of July 1, 2018 – June 30, 2019.

The City of Flint Program year 2018 CAPER will be available for review beginning Tuesday, October 2, 2019 at the following locations: City of Flint Department of Community and Economic Development, Municipal South Building, 1101 S. Saginaw St., Flint, MI 48502, City of Flint Office of the City Clerk, Genesee County Metropolitan Planning Commission, Flint Housing Commission, and the main branch of the Flint Public Library. The CAPER will also be made available on the City of Flint website at www.cityofflint.com.

The comment period for the CAPER begins October 2, 2019 and ends October 16, 2019. A public hearing regarding the CAPER will be held on Monday, October 14, 2019 at 5:30 p.m. in the City of Flint Council Chambers, 1101 S. Saginaw St., Flint, Michigan. Comments regarding the City's CAPER should be submitted in writing to the Department of Community and Economic Development no later than October 16, 2019. OFFICE AT (810) 766-7255

DCED will furnish reasonable auxiliary aids to disabled or non-English speaking residents upon 48 hours' notice prior to the public hearing. Those requesting such services should contact DCED at 810-766-7436.