



City of Flint, Michigan

Third Floor, City Hall
1101 S. Saginaw Street Flint,
Michigan 48502
www.cityofflint.com

Meeting Agenda – FINAL

Monday, May 18, 2026

5:30 PM

City Council Chambers

SPECIAL CITY COUNCIL

Candice Mushatt, President, Ward 7
Jonathan Jarrett, Vice President, Ward 9

Leon El-Alamin, Ward 1
LaShawn Johnson, Ward 3
Jerri Winfrey-Carter, Ward 5

Ladel Lewis, Ward 2
Judy Priestley, Ward 4
Tonya Burns, Ward 6

Dennis Pfeiffer, Ward 8

Davina Donahue, City Clerk

This Special City Council Meeting was called by Council President Candice Mushatt and Finance Chairperson Judy Priestley for the purpose of a Community Budget Hearing, pursuant to MCL 141.434(5), on the City of Flint’s Fiscal Year 2026-2027 Proposed Budget and the 2027-2028 Forecasted Budget; and To Consider the Approval of Resolutions to Adopt a City of Flint Fiscal Year 2026-2027 Operating Budget.

CALL TO ORDER

ROLL CALL

PLEDGE OF ALLEGIANCE

PRAYER OR BLESSING

READING OF DISORDERLY PERSONS CITY CODE SUBSECTION

Any person that persists in disrupting this meeting will be in violation of Flint City Code Section 31-10, Disorderly Conduct, Assault and Battery, and Disorderly Persons, and will be subject to arrest for a misdemeanor. Any person who prevents the peaceful and orderly conduct of any meeting will be given one warning. If they persist in disrupting the meeting, that individual will be subject to arrest. Violators will be removed from the meetings.

PUBLIC HEARING

260153.6 Public Hearing/Community Budget Hearing/City of Flint Fiscal Year 2026-2027 Proposed Budget and 2027-2028 Forecasted Budget

A Community Budget Hearing on the City of Flint's FY2026-2027 Proposed Budget and 2027-2028 Forecasted Budget, as presented by the Mayor and City Council in accordance with Flint City Charter Sec. 7-101(A)(5).

PUBLIC COMMENT

Members of the public who wish to address the City Council or its committees must register before the meeting begins. A box will be placed at the entrance to the Council Chambers for collection of registrations. No additional speakers or slips will be accepted after the meeting begins.

Members of the public shall have no more than three (3) minutes per speaker during public comment, with only one speaking opportunity per speaker.

COUNCIL RESPONSE

Councilmembers may respond once to all public speakers only after all public speakers have spoken. An individual Councilmember's response shall be limited to two (2) minutes.

CONSENT AGENDA

Per the amended Rules Governing Meetings of the Flint City Council (as adopted by the City Council on Monday, April 22, 2024), the Chair may request the adoption of a "Consent Agenda". After a motion to adopt a Consent Agenda is made and seconded, the Chair shall ask for separations. Any agenda item on a Consent Agenda shall be separated at the request of any Councilmember. After any separations, there is no debate on approving the Consent Agenda — it shall be voted on or adopted without objection.

RESOLUTIONS

260154 Adoption/2026-2027 Master Fee Schedule

Resolution resolving that the Biennial Master Fee Schedule, which includes Water and Wastewater Volumetric Rates and Service Charges, be approved and implemented as outlined, and kept on file with the City Clerk, AND, further resolving that the Biennial Master Fee Schedule can and will be modified, should the need arise, at any time during the biennial timeframe for fiscal year FY2027, AND, further resolving that the appropriate City Officials are hereby authorized to do all things necessary to implement and collect the attached user fees, effective July 1, 2026.

260155 Assessment/Street Lighting Costs/FY2027

Resolution resolving that effective July 1, 2026, the cost of operating, maintaining, and improving street lighting, as contemplated under MCL 117.4d, shall be assessed against the special lighting district to provide for the operational costs of the current system and to enable upgrades and improvements to street lighting throughout the City. The assessment will be collected through the property bill for all property owners. The amount to be assessed will be adjusted annually to reflect the projected cost for the operational, maintenance, and improvement costs, and the number of property owners, AND, further resolving that the cost per parcel for the July 2026 tax bill will be set at \$56.18 per parcel, AND, further resolving that all funds shall be used exclusively for the purpose intended for the payment of costs permitted under MCL 117.4d(2)(b), including engineering, financial, legal, administrative services, and operation and maintenance of the City street lighting system.

260156 User Fee/Municipal Solid Waste Costs/FY2027

Resolution resolving that effective July 1, 2026, the cost of collecting, disposing of, and city-related operating, maintenance, and collection activities as contemplated under MCL 117.1 et seq and MCL 141.101 et seq., shall be charged to each residential and multi-family dwellings up to four units; AND, further resolving effective July 1, 2026, the user fee shall be \$218.56 to be charged to residential and multi-family dwellings up to four

units, and the charge shall be calculated on the number of units and the charge shall be placed on the July 2026 tax bill, AND, further resolving that commercial and industrial properties will not be charged as they do not receive waste collection services from the City, AND, further resolving that all funds shall be used exclusively for the purpose intended – for the payment of costs permitted under MCL 117.1 et seq., and Revenue Bond Act of 1933, Act 94 as amended MCL 141.101 et seq. including collection, disposal, legal and administrative services associated and appropriated for in the City’s Garbage Collection Special Revenue Fund.

260157 2026 Operating Millage/City of Flint Downtown Development Authority District

Resolution resolving that the City Council of the City of Flint adopts the levy of 1.8806 mills for the ensuing (FY2026-2027) Downtown Development Authority operating budget.

260158 2026 Operating Millage/City of Flint/Taxable Valuation of Real and Personal Property

Resolution resolving that there shall be levied against every dollar of all taxable property appearing on the 2026 Assessment Rolls of the City of Flint, through the constitutional and statutory processes of County and State Equalization, a total of Eighteen and Nine Thousand Six Hundred Twenty-two Ten Thousandths (18.9622) mills of which Seven and Four Thousand Four Hundred Sixty Ten Thousandths (7.4460) mills shall be for General City Operating Purposes; Two and Four Thousand Eight Hundred Nineteen Ten Thousandths (2.4819) mills shall be for retirement of debt, improvements and other purposes as provided in Section 7-201 of the Flint City Charter, as amended; One and Nine Thousand Eight Hundred Fifty Six Thousandths (1.9856) mills shall be for Police Services; Zero and Four Thousand Nine Hundred Sixty Three Ten Thousandths (0.4963) mill shall be for the purpose of improvements and maintenance of City parks, forestry and recreation services; Five Thousand Nine Hundred Fifty Six Ten Thousandths (0.5956) mill shall be for the purpose of funding public transportation services in the City by the Mass Transportation Authority; and, Five and Nine Thousand Five Hundred Sixty Eight Ten Thousandths

(5.9568) mills shall be for Police and Fire Services, AND, further resolving that the City Assessor be authorized to prepare the City of Flint 2026 Tax Roll by spreading said taxes authorized and levied for City of Flint purposes, School purposes, and Special Authority purposes in one column of said tax roll, and the provisional parts of said rate; namely, General City Operating purposes, Debt Services and Capital Improvement Programs, School purposes and Special Authority purposes, be shown on the Tax Statement.

260159 Adoption/Fiscal Year 2027 City of Flint Budget

Resolution resolving that the proposed FY2027 City of Flint Budget, as presented to City Council on March 2, 2026, is adopted consistent with the Uniform Budgeting and Accounting Act, MCL 141.421 et seq, and Section 7-101 of the Flint City Charter, AND, further resolving that the FY2027 City of Flint Budget is premised on the establishment of water and sewer and rates by the Chief Financial Officer sufficient to generate the estimated revenue stated, and the adoption of the following tax levies, pursuant to State statute, for a total City level of 19.10 mills: General Operating (7.4460 mills), Public Improvement (2.4819 mills), Police Services (1.9856 mills), Public Transportation (0.5956 mills), Parks & Recreation (0.4963 mills), Police & Fire Protection (5.9568 mills), totaling 18.9622 mills, AND, further resolving that the City adopts the FY2027 City of Flint Budget as follows: General Fund (101), Major Street Fund (202), Local Street Fund (203), Public Safety Fund (205), Neighborhood Policing Fund (207), Parks & Recreation Fund (208), Street Lighting Fund (219), Garbage & Rubbish Fund (226), Building Inspection Fund (249), Drug Law Enforcement Fund (265), Section 108 Loans Fund (285), Opioid Fund (288), Debt Service Fund (301), Public Improvement Fund (444), Sewer Fund (590), and Water Fund (591), AND, further resolving that the City establishes the estimated revenue budgets for the funds listed in various City departments, divisions, boards, commissions, and other activities as FY2027 City of Flint Budget.

FINAL COUNCIL COMMENTS

Final Council Comments shall be limited to two (2) minutes.

ADJOURNMENT



RESOLUTION NO.: 260154
 PRESENTED: 5-18-2026
 ADOPTED: _____

RESOLUTION TO ADOPT THE 2026-2027 MASTER FEE SCHEDULE

BY THE MAYOR AND CITY COUNCIL:

Pursuant to the Home Rule Cities Act, *MCL 117 et seq*, a local unit of government may defray the cost of services by collection of user fees; and

User fees are charged for services that benefit the individual or entity charged, and avoid municipal subsidization of services not provided to the general public; and

It is the desire of the City of Flint to ensure that user fees reflect the cost of services in the fiscal year 2027.

IT IS RESOLVED that the Biennial Master Fee Schedule, which includes Water and Wastewater Volumetric Rates and Service Charges, attached hereto and made a part hereof, be approved and implemented as outlined, and kept on file with the City Clerk.

IT IS FURTHER RESOLVED that the attached Biennial Master Fee Schedule can and will be modified, should the need arise, at any time during the biennial timeframe for fiscal year FY2027.

BE IT FURTHER RESOLVED that the appropriate City Officials be and are hereby authorized to do all things necessary to implement and collect the attached user fees, effective July 1, 2026.

APPROVED AS TO FORM:

APPROVED AS TO FINANCE:

Joanne Gurley
 JoAnne Gurley (May 15, 2026 13:53:29 EDT)
Joanne Gurley, City Attorney

Phillip Moore
 Phillip Moore (May 15, 2026 11:40:25 EDT)
Phillip Moore, Chief Financial Officer

Sheldon A. Neeley, Mayor

CITY COUNCIL:

City of Flint Master Fee Schedule (FY27)

Line	Division	Service Name / Fee Type	FY26/27 Fee	Notes
TRANSPORTATION, ENGINEERING, and DEVELOPMENT				
1	Electrical	Registration Fee: Electrical Contractor	\$30.00	
3	Plumbing	Registration Fee: Plumbing Contractor	\$15.00	
5	Mechanical	Registration Fee: Mechanical Contractor	\$15.00	
8	Engineering	Photocopies: Letter/Legal	\$1.00	
9		Ledger	\$2.00	
10		Blueprints: 12" x 24"	\$2.00	
11		18" x 36"	\$4.00	
12		24" x 36"	\$6.00	
13		Large (per sq. ft.)	\$1.00	
14		Right-of-Way (ROW) Permit and Inspection	\$100.00	
15		Right-of-Way (ROW) Failure to pull permit	\$300.00	
16-1		Addresses for Single Houses	\$75.00	New line item.
16-2		Addresses for a Duplex	\$100.00	New line item.
16-3	Addresses for a Multifamily	\$125.00	New line item.	
16-4	Addresses for Commercial Buildings	\$175.00	New line item.	
17	Permit Fees	Garbage Receptacles: Large Moveable	\$45.00	
18	Permit Fees-Building: New Construction, Alterations, Renovations, Remodeling (based on cost of same)	Cost of Project: Up to \$2,000	Minimum \$160.00 per Inspection	Increased from \$140.
19		\$2,001 - \$50,000	\$160.00	Increased from \$140.
20		Plus, per \$1,000 or part thereof over \$2,000	\$160.00	Increased from \$140.
21		\$50,001 - \$500,000	\$28.00	Increased from \$27.
22		Plus, per \$1,000 or part thereof over \$50,000	\$1,500.00	Increased from \$1,100.
23		\$500,001 - \$1,000,000	\$25.00	Increased from \$23.
24		Plus, per \$1,000 or part thereof over \$500,000	\$8,250.00	Increased from \$7,850.
25		\$1,000,001 and over	\$20.00	Increased from \$18.
26		Plus, per \$1,000 or part thereof over \$1,000,000	\$13,350.00	Increased from \$12,850.
27		Re-inspection, if necessary	\$13.00	Increased from \$11.
28		\$180.00	Increased from \$140.	
29	Permit Fees-Fence	<\$1,000 in cost, requiring only one inspection	\$200.00 (All fence permits require a permit with inspection over 7ft)	Increased from \$140.
30		>\$1,000 in cost, same as for new construction		
31		Plus, per \$1,000 or part thereof over \$2,000		
32	Permit Fees-Signs	All Types: \$1.00 to \$2,000	\$180.00	Increased from \$140.
33		\$2,001 to \$50,000	\$180.00	Increased from \$140.
34		Plus, per \$500 over \$2,000	\$29.00	Increased from \$27.
35		\$50,001 and over	\$1,800.00	Increased from \$1,623.
36		Plus, per \$500 over \$50,001	\$14.00	Increased from \$12.
37		Trailers or Temporary Signs: Over 6 square feet in area, per move or relocation between site	\$155.00	
38		Signs erected over public property, additional fee per square foot of area (one side)	\$18.00	
39		Signs, Types 3 & 4 on public property (excluding charitable purposes):		
40		Annual Privilege Fee	\$225.00	
41		Plus, per square foot of area	\$1.00	
42	Permit Fees-Reroofing or Residing	Value <\$5,000 requiring one inspection	\$140.00	Reroof and siding going under general construction cost.
43		Value >\$5,000, same as new construction	\$140.00	
44		Plus, per \$1,000 or part thereof over \$2,000	\$27.00	
45		Removal of Aluminum Siding	\$180.00	Increased from \$140.
46	Permit Fees-Certificate of Use & Occupancy	Issued w/Building Permit for:		
47		Change in Use	\$160.00	Increased from \$140.
48		Same or Existing Prior Use	\$160.00	Increased from \$140.
49	Permit Fees-Inspections	Fee per Hour (special requests & survey inspections, during regular working hours.)	\$220.00	Increased from \$200.
50		Minimum Fee	\$180.00	Increased from \$140.
51	Permit Fees-Demolition or Moving	Plus, per 1,000 cubic of structure	\$10.00	Increased from \$9.
52		Special services or procedures-fee established by building official.		
53		Residential Garages	\$160.00	Increased from \$140.
54	Permit Fees-Miscellaneous	Temporary structures, per 6 months	\$270.00	
55	Permit Fees-Parking Lot & Driveway Construction (all types)	1,000 square feet and over: Same Fee as for New Construction" *See Lines 18-28	Same as New	
56	Permit Fees-Swimming Pools	Same Fee as for New Construction" *See Lines 18-28	Same as New	
57	Permit Fees-Tank Removal	Above Ground & Underground Storage Tanks	\$140.00	
58	Permit Fees-Trades	Hourly Rate for Technical Trades	\$200.00	
59	Permit Fees-Appeals	Building Code Board of Appeals	\$350.00	
60	Permit Fees-Plan Examination (based on cost of project)	\$0 - \$50,000	\$350.00	Increased from \$330.
61		\$50,001 - \$500,000	\$360.00	Increased from \$336.
62		Plus, per \$1,000 or part thereof over \$50,000	\$11.00	Increased from \$9.
63		Over \$500,000	\$5,300.00	Increased from \$4,386.
64		Plus, per \$1,000 or part thereof over \$500,000	\$4.00	Increased from \$2.
65		Plan examination, mechanical, plumbing, electrical or site work only, per hour	\$200.00	
66		Simple alteration and additions, per hour	\$200.00	
67		Plan examination done by outside agency, City Administrative Charge	N/A	
68	Permit Fees-Refund Policy	Administrative Fee for all cancelled or transferred permits	\$75.00	
69		Additional work already performed, per hour.	\$200.00	
70	Permit Fees-Resubmissions	Construction Projects/Approval of pre-manufactured units, per hour (1 hour minimum)" *See Lines 18-28	Same as New	
71	Permit Fees-Penalties	For work begun prior to obtaining proper permit		
72		Up to \$5,000	\$500.00	Increased from \$412.
73		Over \$5,000	\$1,000.00	Increased from \$825.
74	Permit Fees-Rentals	Rental License & Registration Fee (one-time)	\$250.00	
75		Inspection Fee (compliance w/PMC) (tri-annual)		
76		Multi-Family Dwellings:		
77		Base Fee	\$105.00	
78		Per Building (after one)	\$38.00	
79		Per Unit (after one, less than 5)	\$90.00	
80		Per Unit (five through fifty)	\$75.00	
81		Per Unit (51 & over)	\$45.00	
82		Single Family Dwellings	\$225.00	
83		Two-Family Dwellings	\$300.00	

City of Flint Master Fee Schedule (FY27)

Line	Division	Service Name / Fee Type	FY26/27 Fee	Notes
84		Vacant Property Registration	\$250.00	
85		Penalty fees for non-registration and inspection:		
86	Permit Fees-Rentals (Penalties)	1 & 2 Family	\$450.00	
87		3-10 Units	\$600.00	
88		Over 10 Units	\$1,000.00	
89	Building Inspections	Complaint/Rental Re-Inspection	\$160.00	"Rental and Re" added to fee type, increased from \$150.
90		Disconnect sanitary sewer service line & water service line:		
91	Permit Fees-Basic Building Code	Water svc line 2" or less in diameter	\$169.00	
92		Water svc line >2" in diameter	\$720.00	
93		Sanitary sewer svc line 12" or less in diam.	\$169.00	
94		Sanitary sewer svc line >12" in diam.	\$720.00	
95	Permit Fees-Mechanical Fees	Minimum Fee	\$160 per inspection	increased from \$140.
96		Permit Base Fee	\$75.00	
97	Permit Fees-Mechanical Fees	Water Heaters	\$15.00	
98	Permit Fees-Mechanical: Heating Equipment	Furnaces & Boilers	\$60.00	
99		Central Air Conditioning & Heat Pump	\$57.00	
100		Duct System/Hydronic Piping	\$57.00	
101		Power Exhaust/Plus Base Fee	\$14.00	
102		Exhaust Fan (for Bathroom & Kitchen Hoods)	\$14.00	
103		Flue Damper/Vent Damper Plus Base Fee	\$14.00	
104		Humidifiers/Plus Base Fee	\$14.00	
105		Electronic Air Cleaner/Plus Base Fee	\$14.00	
106		Condensate Pumps/Plus Base Fee	\$14.00	
107		Gas Piping: New Installation, Each Outlet	\$14.00	
108		Chimney	\$39.00	
109	Permit Fees-Mechanical: Solid Fuel	Complete Wood Stoves, Fireplace Inserts, Add-on Furnaces	\$62.00	
110	Permit Fees-Mechanical: Solar Equipment	Solar Equipment System	\$57.00	
111		Additional Panels	\$14.00	
112		Solar Domestic Hot Water System	\$57.00	
113		Additional Panels	\$14.00	
114	Permit Fees-LPC & Fuel Oil Tanks	LPC & Fuel Oil Tanks, Piping Fee Included	\$38.00	
115	Permit Fees-Engineering	Sidewalk and Approach Permit	\$42.00	
116		Excavation Permit	\$26.00	
117		Curb Cut Permit / LFT	\$7.00	
118		Storm Sewer Tap Inspection (2)	\$238.00	
119		Sanitary Wye Connection	\$482.00	
120		Grade Stakes	Time and Material	
121		Pavement Break: (Per Sq. Ft. Area) Add additional \$100.00 for Major Roads		
122	0-16	\$828.00		
123	17-49	\$1,243.00		
124	50-81	\$1,656.00		
125	82-100	\$2,208.00		
126	101-144	\$2,811.00		
127	145 and over	\$3,036.00		
128	Permit Fees-Small Cell Wireless Facilities	Permit Application Fee:		
129		(a) For each small cell wireless facility attached to an existing utility pole, or	\$200.00	
130		(b) For each small cell wireless facility and new utility pole	\$300.00	
131		Annual Permit Fee:		
132	(a) For each small cell wireless facility attached to an existing utility pole, or	\$20.00		
133	(b) For each small cell wireless facility attached to a utility pole erected by or on behalf of the permit holder	\$125.00		
134	Mechanical Fees-Incinerators	Incinerators	\$57.00	
135	Mechanical Fees-Inspections	Hourly Rate	\$200.00	
136	Mechanical Fees- Re-Inspections	Re-inspections or Final Inspection	\$160.00	increased from \$140.
137	Mechanical Fees-Special Inspection	Special Inspection Pertaining to Sale of Bldg	\$200.00	
138	Mechanical Fees-Insurance	Insurance Inspections	\$200.00	
139	Mechanical Fees-Overtime	Overtime Inspection: 1st hour	\$300.00	
140		Overtime Inspection: each additional hour	\$150.00	
141	Mechanical Fees-Equipment	Inspected equipment...supplemental permit...minimum	\$160.00	increased from \$140.
142	Mechanical Fees-Refunds	Refunds/Transfers	\$75.00	
143	Mechanical Fees-Refrigeration	Evaporator Coils under 5 h.p. (per cooler unit)	\$60.00	
144		Evaporator Coils 5 h.p. & over (per cooler unit)	\$84.00	
145	Mechanical Fees-Compressor	15 h.p. to 50 h.p. (each compressor)	\$84.00	
146		Over 50 h.p. (each compressor)	\$114.00	
147	Mechanical Fees-Chillers	Each Chiller	\$193.00	
148	Mechanical Fees-Cooling Towers	Each Cooling Tower	\$110.00	
149	Mechanical Fees-Duct System/Piping	Duct System/Hydronic Piping, Gaseous Hydrogen, Fire Suppression/Protection System.		
150		Under \$3,000	\$60.00	
151		\$3,000 - \$7,999	\$93.00	
152		\$8,000 - \$10,999	\$130.00	
153		\$11,000 - \$15,000	\$151.00	
154	Each additional \$3,000 over \$15,000	\$25.00		
155	Mechanical Fees-Ventilation/Exhaust	Fans under 1,500 cfm	\$14.00	
156		1,500 cfm to 10,000 cfm	\$60.00	
157		Over 10,000 cfm	\$114.00	
158	Mechanical Fees-Heat Recovery	Heat Recovery & Wall Fan Coils	\$22.00	
159	Mechanical Fees-Commercial Range	Commercial Range Hoods	\$57.00	
160	Mechanical Fees-Other Hoods	Other Specified Hoods	\$51.00	
161	Mechanical Fees-Barbecues	Commercial Barbecues	\$60.00	
162	Mechanical Fees-Exhaust	Power Exhaust/Plus Base Fee	\$14.00	
163	Mechanical Fees-Exhaust Fan	Exhaust Fan (for Bathroom)	\$14.00	
164	Mechanical Fees-Flue/Vent Damper	Flue Damper/Vent Damper Plus Base Fee	\$14.00	
165	Mechanical Fees-Humidifier	Humidifiers/Plus Base Fee	\$14.00	
166	Mechanical Fees- Air Cleaners	Electronic Air Cleaner/Plus Base Fee	\$14.00	
167	Mechanical Fees-Condensate Pump	Condensate Pumps/Plus Base Fee	\$14.00	
168	Mechanical Fees- Gas Piping	New Installation, each outlet	\$14.00	
169	Mechanical Fees-Chimney	Chimney, includes Breaching	\$39.00	
170	Plumbing Fees- Minimum Plumbing Fees	Minimum Fee	\$160 per inspection	increased from \$140.
171		Permit Base Fee	\$95.00	increased from \$75.
172		Water Heaters	\$15.00	
173		Fixtures, each	\$19.00	

City of Flint Master Fee Schedule (FY27)

Line	Division	Service Name / Fee Type	FY26/27 Fee	Notes
174		Stacks, Vents	\$28.00	
175		Reduced pressure zone backflow preventor (ea)	\$19.00	
176		Distance from meter		
177		<1 inch	\$54.00	
178		1 inch	\$84.00	
179	Plumbing Fees- Water Distribution System	2 inches	\$126.00	
180		3 inches	\$168.00	
181		4 inches	\$213.00	
182		>4 inches	\$273.00	
183		Up to 150 ft lines:		
184		6 inches or less	\$140.00	
185		8 inches	\$166.00	
186		10 inches	\$180.00	
187	Plumbing Fees-Sewer (Sanitary & Storm)	12 inches	\$200.00	
188		14 inches	\$208.00	
189		16 inches	\$217.00	
190		18 inches	\$237.00	
191		Over 18 inches	\$247.00	
192		Per foot over 150 feet	\$1.00	
193	Plumbing Fees-Sump Line	Sump line is special rate	\$140.00	
194	Plumbing Fees-Residential Sewer	Residential sewer, repair only, no base fee	\$160.00	Increased from \$140.
195	Plumbing Fees-Manhole	Manhole & Catch Basins	\$43.00	
196	Plumbing Fees-Sewage Sumps	Sewage Sumps, Ejectors	\$20.00	
197	Plumbing Fees-Connections	Connection of building drains to building sewer	\$24.00	
198	Plumbing Fees- Heat Reclaimer	For industrial/commercial water heater, no base fee	\$160.00	Increased from \$140.
199	Plumbing Fees- Lawn Sprinkler	Lawn Sprinkler System, no base fee	\$160.00	Increased from \$140.
200	Plumbing Fees- Water Softener	Water Softener & Water Conditioner, no base fee	\$160.00	Increased from \$140.
201	Plumbing Fees	Medical Gas	\$75 plus \$7.50 per connection	
202	Plumbing Fees-Inspection	Hourly Rate	\$200.00	
203	Plumbing Fees- Reinspection	Re-inspections or Final Inspection	\$160.00	Increased from \$140.
204	Plumbing Fees- Special Inspection	Special Inspection Pertaining to Sale of Bldg	\$200.00	
205	Plumbing Fees-Insurance	Insurance Inspections	\$200.00	
206	Plumbing Fees-Overtime	Overtime Inspection: 1st hour	\$300.00	
207		Overtime Inspection: each additional hour	\$150.00	
208	Plumbing Fees-Equipment	Supplemental Permit, minimum	\$140.00	
209	Plumbing Fees-Refund	Refunds/Transfers	\$75.00	
210	Electrical Fees	Residential/Commercial		
211		Minimum Fee	\$160 per inspection	Increased from \$140.
212	Electrical-Circuits	First & Second (each)	\$15.00	
213		Third & Over (each)	\$12.00	
214		Service for Light, Heat or Power:		
215		Up to 100 amp switch	\$22.00	
216	Electrical-Service/Power	Over 100 to 200 amp switch	\$51.00	
217		Over 200 to 400 amp switch	\$87.00	
218		Over 400 to 1,000 amp switch	\$144.00	
219		Over 1,000 to 2,000 amp switch	\$228.00	
220		Over 2,000 amp switch	\$240.00	
221	Electrical-Signs	Each Sign	\$22.00	
222		Each Additional Sign	\$11.00	
223	Electrical-Fixtures/Plugs	Fixtures & Plugs, each	\$3.00	
224		Over 1/4 hp to 1.0 hp	\$26.00	
225	Electrical-Power Units (hp)	Over 1.0 hp to 10 hp	\$83.00	
226		Over 10 hp to 20 hp	\$77.00	
227		Over 20 hp to 30 hp	\$87.00	
228		Over 30 hp to 40 hp	\$102.00	
229		Over 40 hp to 50 hp	\$114.00	
230	Electrical-Power Units (hp)	Over 50 hp to 75 hp	\$150.00	
231		Over 75 hp to 100 hp	\$177.00	
232		Over 100 hp to 150 hp	\$202.00	
233		Over 150 hp	\$226.00	
234	Electrical-Trailer Parks	Per Site	\$28.00	
235	Electrical-Feeders	Feeders, Mains, Bus Ducts 50 feet or fraction	\$15.00	
236	Electrical Fees-Inspection	Hourly Rate	\$200.00	
237	Electrical Fees- Reinspection	Re-inspections or Final Inspection	\$160.00	Increased from \$140.
238	Electrical Fees- Special Inspection	Special Inspection Pertaining to Sale of Structure	\$200.00	
239	Electrical Insurance	Insurance Inspections	\$200.00	
240		Per existing policy:		
241	Electrical Fees-Overtime Inspections	Overtime Inspection: 1st hour	\$300.00	
242		Overtime Inspection: each additional hour	\$150.00	
243	Electrical Fees-Supplemental	Supplemental Permit, minimum fee	\$160.00	Increased from \$140.
244	Electrical Fees-Refunds/Transfers	Minimum Fee	\$95.00	Increased from \$75.
245		Hourly Rate, work already performed	\$200.00	
246	Building Inspections	Copies of Rental License	\$9.00	
247	Building Inspections	Copies of V/N	\$9.00	
248	Building Inspections	Copies, per sheet (over the counter)	\$9.00	
249		Temporary Street Closure - Special Events		
250	Street Fees	1-25 Barricades	\$25.00	
251		26-50 Barricades	\$50.00	
252		51-75 Barricades	\$75.00	
253		76-100	\$100.00	
254		100 Plus Barricades	\$150.00	
255		Concrete Driveways/Sidewalks (Per Sq. Ft.)	\$7.00	
256		Asphalt Driveways (Per Sq. Ft.)	\$12.00	
257		Sew Cutting (Per Lineal Ft.)	\$5.00	
258	Consumer Pavement Break	Concrete Streets (Per Sq. Ft.)	\$17.00	
259		Concrete Streets (Majors)(Per Sq. Ft.)	\$20.00	
260		Asphalt Streets (Per Sq. Ft.)	\$15.00	
261		Asphalt Streets (Majors)(Per Sq. Ft.)	\$17.00	
262		Concrete/Asphalt Streets (Per Sq. Ft.)	\$16.00	
263		Concrete/Asphalt Streets (Majors)(Per Sq. Ft.)	\$18.00	
264		Concrete Curb (Per Lineal Ft.)	\$20.00	
265	Street Restoration Inspection	Post inspection to verify backfill material for street restoration	\$70.00	
266		Per lineal foot	\$7.00	
267	Curb Construction-Reconstruction	Application fee (includes permit administration, pre- and post- inspection only)	\$25.00	

City of Flint Master Fee Schedule (FY27)

Line	Division	Service Name / Fee Type	FY26/27 Fee	Notes
268	Drive Approach Construction-Reconstruction	Application fee (includes permit administration, pre- and post- inspection only)	\$25.00	
269		Additional on-site review (hourly rate)	\$25.00	
270	Sidewalk Installation-Reconstruction Permit	Application fee (includes permit administration, pre- and post-inspection only)	\$25.00	
271		Fee for 1-2 squares under 200 sq feet; additional squares \$5 each	\$75.00	
272	Street Cut	Excavation permit for Street Cut, plus additional \$1.50 per square foot for a road cut	\$100.00	
273		Excavation fee per address (includes permit, specifications for cutting and backfilling, saw cutting, pavement restoration, and inspections)	\$100.00	
274		Inspection fee (pre and post inspection permit)	\$25.00	
275		Blanket inspection fee per address for subcontractors	\$25.00	
276		Directional Boring Permit	\$45.00	
277	Street Maintenance ROW Inspection Fees	Concrete Sidewalks Inspection (\$0.75 per sq. ft. for each 125 sq. ft.)	\$93.75	
278		Asphalt Driveway Inspection (\$0.50 per sq. ft. for each 100 sq. ft.)	\$50.00	
279		Saw cutting Inspection (\$5 per Ln/Ft per ea. 14 ft.)	\$70.00	
280		Concrete Streets (\$2.50 per sq. ft. for ea. 100 sq. ft.)	\$250.00	
281		Concrete Major Streets (\$3.00 per sq. ft. for ea. 100 sq. ft.)	\$300.00	
282		Asphalt Streets (\$2.50 per sq. ft. for ea. 100 sq. ft.)	\$250.00	
283		Asphalt Streets (\$3 per sq. ft. for ea. 100 sq. ft.)	\$300.00	
284		Concrete/Asphalt Streets (\$2.50 per sq. ft. up to 100 sq. ft.)	\$250.00	
285		Concrete/Asphalt Major Streets (\$3 per sq. ft. up to 100 sq. ft.)	\$300.00	
286		Concrete Curb (\$20 per Ln/Ft up to 8 ln/ft)	\$180.00	
287		Directional Boring (<100) (\$0.90 per ln/ft up to 48 ln/ft)	\$43.20	
288		Directional Boring (>100) (\$0.50 per ln/ft between 49-350 ln/ft)	\$180.00	
289	Street Maintenance Permit Violation Fees (Penalty for Failure to get permit and/or inspection)	Excavation without services location (Miss Dig)	\$250.00	
290		Excavation in green space, removal of sidewalks, and/or driveway approach without permit	\$250.00	
291		Backfilling in green space, pouring of concrete and/or asphalt for sidewalks, and/or driveway approach without inspection (removal of fill or materials may be ordered)	\$100.00	
292		Street excavation or cutting of street without permit or preconstruction inspection	\$500.00	
293		Street (Major) excavation or cutting of street without permit or preconstruction inspection	\$1,000.00	
294	Street Maintenance Permit Violation Fees (Penalty for Failure to get permit and/or inspection)	Backfilling of street cut, pouring of concrete and/or asphalt without inspection and/or approval by ROW Enforcement Officer (removal of fill or materials may be ordered)	\$750.00	
295		Failure/improper traffic control and/or work zone safety violations (per day or occurrence)	\$500.00	

City of Flint Master Fee Schedule (FY27)

Line	Division	Service Name / Fee Type	FY26/27 Fee	Notes
FIRE DEPARTMENT				
296		Fire Incident or Ambulance Run Report	\$5.00	
297		Code enforcement RESIDENTIAL - per hour	\$100.00	RESIDENTIAL added, increased from \$70.
297-1		Code enforcement COMMERCIAL - per hour	\$250.00	New line item. Fees separated based on residential or commercial basis.
298		CPR/AED Training Certification (Non-City Employees)	\$65.00	
299		CPR/AED Training, City Employee Certification (City Employee)	\$50.00	
300		First Aid/CPR/AED Training Certification, Non-City Employee	\$85.00	
301		First Aid/CPR/AED Training Certification, City Employee	\$70.00	
302		AHA-Skills Testing	\$10.00	
303		Classes - bloodborne pathogen, Non-City Employee	\$20.00	Spelling error corrected.
304		Classes - bloodborne pathogen, City Employee	\$16.00	Spelling error corrected.
305		EMS Classes	\$1,975.00	
306		Firefighter I and II Classes with Sponsor (includes HazMat Operations)	\$2,000.00	
307		Firefighter I and II Classes without Sponsor (cost includes SCBA use and Turnout Gear use)	\$3,670.00	
308		Continuing Education Credits (per credit)	\$10.00	
309		Hazardous Materials Cleanup	\$200.00	
310		Vehicle Fire Response	\$250.00	
311		Consumers Energy Standby	\$500.00	
312		1st	\$0.00	
313		2nd	\$100.00	
314	False Alarm Response Fine	3rd	\$250.00	
315		4th	\$500.00	
316		5th	\$1,000.00	
317		Extrication	\$575.00	
318		Candle Watch Fee	\$70.00	
319		DHS Inspection	\$138.00	
320		Fire Prev Insp - Assembly	\$104.00	Division description revised from Previous to Prevention.
321		Fire Prev Insp - Business	\$125.00	
322		Fire Prev Insp - Education	\$150.00	
323	Fire Prevention Inspection	Fire Prev Insp - Factory/Industry	\$150.00	
324		Fire Prev Insp - High Hazard	\$215.00	
325		Fire Prev Insp - Institutional	\$215.00	
326		Fire Prev Insp - Mercantile	\$215.00	
327		Fire Prev Insp - Mixed Use	\$215.00	
328		Group Fire Prev Insp - Reinspections	\$35.00	
329		Medical Assist or Request Lift Assist	\$320.00	Increased from \$50.
330	Medical	Group Home, Senior Care and Assisted Living Facilities	\$150.00	
331		Private Ambulance Assist, per call (up to 4 Fire personnel)	\$150.00	
332		Office Training Course	\$90.00	
333	Ambulance Fees	Mileage (Per Mile)	\$0.00	Decreased from \$16.00 per mile. Not going to track mileage. In order to compensate, the following two charges will be increased at higher end of market price.
334		BLS Emergent	\$600.00	Increased from \$550.
335		Non Transport	\$525.00	Increased from \$475.
336		Structure Fires	\$500.00	
337		Downed Power Line Security	\$300.00	
338		Paramed Support for Private Ambulance	\$160.00	
339		Paramed Response for Vehicle Injury Accident	\$100.00	
340		FF/EMT hourly rate	\$60.00	
341		Sergeant hourly rate	\$89.00	
342		Lieutenant hourly rate	\$79.00	
343		Captain hourly rate	\$89.00	
344		Battalion Chief hourly rate	\$93.00	
345		Fire Apparatus Operator hourly rate	\$85.00	
346		Fire Pumper (Engine) Hourly Rate	\$150.00	
347		Rescue Truck (Squad) Hourly Rate	\$180.00	
348		Ladder Truck Hourly Rate	\$200.00	
349		Rescue Boat (includes Squad, Pumper and Manpower)	\$569.00	Spelling error corrected.

City of Flint Master Fee Schedule (FY27)

Line	Division	Service Name / Fee Type	FY26/27 Fee	Notes
POLICE DEPARTMENT				
350		Preliminary Breath Test	\$13.00	
351		Prostitution Sting Fee (City Portion Only)	\$675.00	
352		Prostitution Sting Fee (County Portion Only)	\$225.00	
353		Drunk Driving OUI/D Arrest	\$471.00	
354		Drunk Driving OUI/D Arrest With Accident	\$236.00	
355		Drunk Driving Blood Test	\$314.00	
356	Patrol	Drunk Driving SOS Hearing	\$353.00	
357		Drunk Driving Court Hearing	\$353.00	
358		Police Officer (Overtime)	\$57.88	Increased, from 51.68
359		Sergeant (Overtime)	\$64.28	
360		Police Lieutenant (Overtime)	\$74.52	
361		Police Captain (Overtime)	\$61.05	
362		Accident / Incident Reports	\$13.00	
363		Copies of Complaints	\$13.00	
364	Records & Identification	Criminal Expungement	\$100.00	
365		Fingerprinting (\$31 City, \$42.00 State of MI)	\$74.25	
366		Notary Fee	\$10.00	
367		Sex Offender Registration (City Portion only)	\$20.00	
368		Sex Offender Registration (State Portion only)	\$30.00	
369		Towing Fee (per tow)	\$110.00	Increased from \$105.
370		Towing Fee (per large tow)	\$280.00	
371	Records & Identification	Towing Fee (motorcycle)	\$115.00	
372		Storage Fees on Regular Vehicles Towed (charge per day)	\$30.00	
373		Storage Fees on Large Vehicles Towed (charge per day)	\$60.00	
374		Administrative Cost on impound vehicle or motorcycle	\$55.00	
375		Towing Fee (stolen vehicle/stolen motorcycle)	\$90.00	
376		Record Check	\$13.00	
376-1		VIN Check	\$20.00	New line item.
376-2	Vehicle Inspections	Vehicle Equipment Checks - On Site	\$30.00	New line item.
376-3		Vehicle Equipment Checks - Off Site	\$50.00	New line item.

City of Flint Master Fee Schedule (FY27)

Line	Division	Service Name / Fee Type	FY26/27 Fee	Notes
CITY CLERK				
377		Alcoholic Liquor Sales	\$1,000.00	
378		Ambulance Company - per Vehicle	\$150.00	
379		Ambulance Attendant New License	\$80.00	
380		Ambulance Attendant - Renewal	\$40.00	
381		Amusement Arcade	\$407.00	
382		Amusement Ride Bond (cash)	\$1,000.00	
383		Amusement Rides 1st Day	\$190.00	
384		Amusement Rides Additional Day	\$73.00	
385		Auctioneer (Daily <90 Days)	\$40.00	
386		Auctioneer (Yearly)	\$135.00	
387		Auto Body Shop/Mechanic Garages	\$425.00	
388		Bowling Alleys	\$300.00	
389		Card Room 1st 3 Tables	\$65.00	
390		Card Room Additional Tables	\$65.00	
391	Licensing	Club	\$466.00	
392		Convenience Stores	\$400.00	
393		Convenience Stores (Renewal)	\$200.00	
394		Dance Hall	\$305.00	
395		Dance (Public/Teen)	\$305.00	
396		Dance Permk (Liquor)	\$347.00	
397		Gasoline Station (first 2 Hoses)	\$75.00	
398		Gasoline Station (each Additional Hose)	\$10.00	
399		Going Out Of Business Sale (30 Days)	\$100.00	
400		Hall For Hire	\$250.00	
401		Hotel (1st 100 Rooms)	\$208.00	
402		Hotel (each additional Room)	\$7.00	
403		Junk Dealer	\$500.00	
404		Junk Yard/Storage	\$400.00	
405		Lobbyist Registration Form (charge for each form filed)	\$125.00	
406	City Clerk	Supplement to Lobbyist Registration Form (each filing)	\$15.00	
407		Quarterly Lobbyist Reports (for each completed form)	\$25.00	
408		Cable Communications	3% of Gross	
409		Parking Lot 11-25 Spaces	\$147.00	
410		Parking Lot 26-50 Spaces	\$147.00	
411		Parking Lot 51-100 Spaces	\$147.00	
412		Parking Lot 101-150 Spaces	\$147.00	
413		Parking Lot 151-250 Spaces	\$154.00	
414	Licensing	Parking Lot 251-350 Spaces	\$164.00	
415		Parking Lot >350 Spaces	\$370.00	
416		Pawnbroker	\$400.00	
417		Peddler Processing Fee	\$15.00	
418		Peddler Yearly	\$191.00	
419		Peddler 6 Months	\$191.00	
420		Peddler 3 Months	\$191.00	
421		Peddler 1 Month	\$191.00	
422		Peddler Daily	\$191.00	
423		Peddler w/ Vehicle	\$248.00	
424		Pool Room 1st 4 Tables	\$296.00	
425		Pool Room Additional Tables	\$112.00	
426		Precious Metal & Gem Dealer	\$229.00	
427	Licensing	Second Hand Dealer	\$350.00	
428		Sidewalk Contractor	\$250.00	
429		Sign Hanger	\$200.00	
430		Skating Rink	\$279.00	
431		Snow Removal Vehicle	\$175.00	
432		Theater (per seat, \$300 max)	\$0.58	
433		Use of Streets	\$242.00	
434		Adult Entertainment Establishment	\$888.00	
435	City Clerk	Copy of City Charter	\$15.00	
436		City of Flint Code Book	\$300.00	
437		Code Supplements	\$33.00	
438		Photocopies - letter (8 1/2 x 11), Price Per Page	\$3.00	Increased from \$2.00.
439		Photocopies - legal (8 1/2 x 14), Price Per Page	\$4.00	Increased from \$3.00.
440		Voter Info (by Ward) - Emailed Excel file	\$40.00	Revised from Printed to Emailed
441		Voter Info (City Wide) - Emailed Excel file	\$140.00	Revised from Printed to Emailed
442	Elections	Precinct Guides (Printed)	\$50.00	
442-1		Street Index - PDF emailed	\$75.00	New fee.
442-2		Street Index - Printed	\$250.00	New fee.
442-3		Voter Information Request (for candidates only)	\$50.00 per election	New fee.
443		Ward Maps - Large	\$50.00	Increased from \$25.00.

City of Flint Master Fee Schedule (FY27)

Line	Division	Service Name / Fee Type	FY26/27 Fee	Notes
ASSESSMENT OFFICE				
444		Record Reproduction (non FOIA)		
445		Residential	\$3.00	
446		Commercial/Industrial	\$5.00	
447		Tax Maps	\$23.00	
448		Tax Maps (Full Set)	\$1,500.00	
449		Deed Certification	\$20.00	
450		Research Hourly Rate (1 hr minimum) (non FOIA)	\$91.00	
451		Creating or Combining 2 Platted Parcels	\$100.00	Change in law: Residential \$5 per day up to \$200 for Principal Residence and \$4,000 for Non Principal Residence, beginning after 45 days
452		Each additional parcel	\$50.00	Change in law: Commercial \$20 per day up to \$1,000 beginning after 45 days

City of Flint Master Fee Schedule (FY27)

Line	Division	Service Name / Fee Type	FY26/27 Fee	Notes
FINANCE OFFICE				
453		Copies of Paychecks	\$4.00	
454		Copies of Other (non-Paycheck) materials	\$1.00	
455		Duplicate 1099s	\$12.00	
456		Duplicate W2s	\$12.00	
457		Insurance Form Completion	\$20.00	
458		Employee Access Badge	\$10.00	

City of Flint Master Fee Schedule (FY27)

Line	Division	Service Name / Fee Type	FY26/27 Fee	Notes
LAW OFFICE				
459		FOIA per page copy charge	\$0.10	
460		FOIA Labor Rate	\$29.00	
461		Film Permit Fee	\$100.00	
462		Student Film Permit Fee	\$25.00	

City of Flint Master Fee Schedule (FY27)

Line	Division	Service Name / Fee Type	FY26/27 Fee	Notes
TREASURER				
463		Mortgage Company Tax Roll	\$50.00	
464		Research Fee (non POA)	\$53.00	
465		Income Tax Admin Review Fee	\$28.00	
466		School District Summer Tax Levy (Other Districts)	\$250.00	
467		Bounced Check Fee	\$50.00	
468		Duplicate Bill	\$1.00	
469		Affidavit Filing	\$25.00	
470		Shutoff Posting Fee Single Account	\$25.00	
471		Shutoff Posting Fee for Buildings with Multiple Accounts	\$40.00	

City of Flint Master Fee Schedule (FY27)

Line	Division	Service Name / Fee Type	FY26/27 Fee	Notes
PLANNING and ZONING				<i>All fee amounts have changed for existing items (New/Changed Fees Only)</i>
472		Zoning Permit: Residential, Accessory Structures and Fences	\$30.00	
473		Zoning Permit: Residential, (One, Two, Three-Family Homes)	\$100.00	
474		Zoning Permit: Child Care	No Fee	Added new line item to clarify child care uses require no fees under a ZP
		Zoning Permit: Non-Residential	\$250.00	
475	Zoning Reviews	Zoning Permit: Non-Residential Change of Use Only (No site changes OR Minor Site Changes, i.e. Parking Lot Restriping, Dumpster Addition, and Fencing)	\$150.00	Addition of "OR Minor Site Changes, i.e. Parking Lot Restriping, Dumpster Addition, and Fencing"
476		Sign Permit: One (1) New Sign	\$150.00	
477		Each additional sign	\$50.00	
478		Sign Permit: Reface W/ No Structural Changes	\$25.00	
478-1		Zoning Coordinator Review Application (Administrative) (<1 acre)	\$300.00	Separated this from the original, defining it by acreage and decreasing from \$500 to \$300 for < 1 acre.
479		Zoning Coordinator Review Application (Administrative)(> = 1 acre)	\$500.00	Specified this item is for > = 1 acre, fee remains the same.
479-1		Zoning Coordinator Review Application (Planning Commission)(< 1 acre)	\$500.00	Separated this from the original, defining it by acreage and decreasing from \$750 to \$500 for < 1 acre.
480		Zoning Coordinator Review Application (Planning Commission)(> = 1 acre)	\$750.00	Specified this item for > = 1 acre, fee remains the same.
481		Planned Unit Development: Preliminary	\$1,000.00	
482		Planned Unit Development: Final	\$500.00	
483		Special Land Use: Residential (One, Two, Three-Family Homes), per property	\$400.00	
484		Special Land Use: Non-Residential	\$800.00	
485		Special Land Use: Child Care, Charitable Non-Profit Uses	\$250.00	Added "Charitable Non-Profit Uses" for the reduced SLU fee
485-1	Planning Commission	Additional Regulated Use (Not including marijuana)	\$1,000.00	New line item for ARUs, not including marijuana which has a separate section.
488		Planned Sign Program: One (1) to Ten (10) New Signs	\$500.00	Revised from One (1) New Sign, to the First Ten (10) New Signs.
487		Each additional Ten (10) Signs	\$50.00	Revised from each additional One (1) to each additional Ten (10) Signs.
488		Zoning Ordinance Amendment, first section	\$750.00	
489		Each additional section	\$100.00	
490		Zoning Map Amendment (Rezoning), first parcel	\$1,000.00	
491		Each additional parcel	\$100.00	
492		Street or Alley Vacation, base	\$1,500.00	
493		Each 100 linear ft.	\$100.00	
494		Honorary Street Name Application (Not including DPW cost to create signs)	\$250.00	
495		Planning Commission Waiver - Residential Child Care	\$25.00	
496		Planning Commission Waiver - General	\$100.00	
497		Each additional item on the same request form	\$20.00	
498		Zoning Permit/Sign Permit/Planned Sign Program Additional Reviews, rounded up to nearest whole number	---	
499	Additional Reviews	Zoning Permit Revisions, each after second submission	Half of total application fee	
500		Sign Permit Revisions, each after second submission	Half of total application fee	
501		Planned Sign Program Revisions, each after second submission	Half of total application fee	
502	Additional Reviews	Development Plan Additional Reviews (SPR, SLU, ZCR, PUD)	---	
503		Site/Development Plan Revisions, each after second submission	\$350.00	
504		Minor Revision to Approved Administrative Accessory Structure Permit	Half of total application fee	
505		Minor Revision to Approved Administrative Residential Permit	Half of total application fee	
506		Minor Revision to Approved Administrative Non-Residential Permit	Half of total application fee	
507	Revisions to Approved Items	Minor Revision to Approved Zoning Coordinator (Administrative) Review	Half of total application fee	
508		Minor Revision to Approved Zoning Coordinator (Planning Commission) Review	Half of total application fee	
508-1		Minor Revisions to Approved Planned Unit Development	\$500.00 + relicensing fees	Added new line item for PUD revisions.
509		Minor Revision to Completed Zoning Confirmation Letter	Half of total application fee	
510		ZBA Variance/Interpretation: Residential (One, Two, Three-Family Homes)	\$400.00	
511	Zoning Board of Appeals	Each additional request on same application	\$50.00	
512		ZBA Variance/Interpretation: Non-Residential	\$800.00	
513		Each additional request on same application	\$100.00	
514		ZBA Appeal: Residential (One, Two, Three-Family Homes)	\$400.00	
515		ZBA Appeal: Non-Residential	\$800.00	
516	Historic District Commission	Historic District Commission Review: Residential (One, Two, Three-Family Homes)	\$20.00	
517		Historic District Commission Review: Non-Residential	\$50.00	
518		Historic District Commission Review: Sign Reface, Decals	\$10.00	
519		Zoning Confirmation Letter, per parcel	\$50.00	
520		Referral Letter or Confirmation (e.g. Auto Dealer License, NOT including Residential Child Care)	\$50.00	
521		Zoning Lots: Residential (One, Two, Three-Family Homes), principal parcel +1	\$25.00	
522		Each additional parcel	\$5.00	
523		Zoning Lots: Non-Residential, principal parcel +1	\$50.00	
524		Each additional parcel	\$10.00	
525	Zoning Services	Administrative Waiver	\$50.00	
526		Each additional item on the same request form	\$5.00	
527		Extension for Administrative Approval	\$20.00	
528		Extension for Planning Commission Approval	\$20.00	
529		Printed Large Format Map, per copy	\$50.00	
530		Printed-Unbound Zoning Ordinance/Comprehensive Plan, per copy	\$75.00	
531		PH: Notice Letters, per letter	\$1.00	
532		PH: Location/Zoning Map, etc., per map	\$50.00	
533		ARU Location Confirmation Letter	\$50.00	
534	Zoning Services	Consultation Meeting	---	
535		Per meeting after first meeting	\$80.00	

City of Flint Master Fee Schedule (FY27)

Line	Division	Service Name / Fee Type	FY26/27 Fee	Notes
CODE ENFORCEMENT				
536		Administrative Hearings Bureau Costs	\$250.00	
537		State Justice System Assessment (required by State statute)	\$10.00	
538		Default Fee	\$100.00	
539		Motion to Set Aside Default	\$20.00	
			\$ 250.00 -	
540		Blight Violation Fine	\$10,000.00	
541		Cleanup Costs and Labor	\$ 35.00/Hr	

City of Flint Master Fee Schedule (FY27)

Line	Division	Service Name / Fee Type	FY26/27 Fee	Notes
MARIJUANA REVIEW and LICENSING (con.)				
542		Marijuana Location Confirmation Certificate (per parcel)	\$50.00	
543		MMFLA Special Regulated Use Planning Commission Application (non refundable)	\$1,500.00	
544	Planning & Zoning	Marijuana Site Plan Review Application	\$1,000.00	
545		Marijuana Site Plan Review Revisions	\$500.00	
546		Marijuana Zoning Board of Appeals Variance & Appeal Request	\$5,000.00	
547		Marijuana Zoning Violation (per offense)	\$500.00	
548		Marijuana Annual License	\$5,000.00	
549	Building	Yearly Marijuana Survey Fee	\$250.00	
550		Public Safety Yearly Inspections - Police Dept.	\$250.00	
551	Police	Reinspection Fee	\$125.00	
552		Background Check Fee	\$150.00	increased from \$75.
553	Fire	Public Safety Yearly inspections - Fire Dept.	\$250.00	
554	Blight Plans	Blight Plan Fee for Cannabis Company License Applications to the State	\$1,000.00	

City of Flint Master Fee Schedule (FY27)

Line	Division	Service Name / Fee Type	FY26/27 Fee	Notes
PARKS and RECREATION				
555		Park Rental Fee	\$40.00	

City of Flint Master Fee Schedule (FY27)				
Line	Division	Service Name / Fee Type	FY26/27 Fee	Notes
COMMUNITY CENTER				NEW SECTION
556.1		Community Center Event Rental Rates		New
556.2		4-Hour Rental Block (Non-Residents)	\$450.00	New
557		4-Hour Rental Block (Residents)	\$350.00	New
558		4-Hour Rental Block (Event for 80+ Year Old)	\$100.00	New
559		Refundable Deposit	\$150.00	New
560		Additional Hour	\$150 per hour	New
STREET LIGHTING FEE				
561		Streetlighting Fee - FY27	\$56.18	Decrease from \$64.18
WASTE COLLECTION FEE				
562		Collection Fee - FY27	\$218.56	Increase from \$210.56
563		Garbage Cart Replacement: Small Moveable 65+ Gallon	Up to \$120	
564		Garbage Cart Replacement: Large Moveable 95+ Gallon	Up to \$150	

City of Flint Master Fee Schedule (FY27)

Line	Division	Service Name / Fee Type	FY26/27 Fee	Notes
WATER SERVICE CENTER				
565		Hourly Labor Rate	\$75.00	Increased from \$50.
566		Meter Inspection (Requested by Customer)	\$75.00	
567		Meter Test Requested by Customer	\$225.00	
		See Why Low Pressure/No Water (no charge if caused by COF Water Dept.)	\$75.00	
568		Lost or Stolen Meter Charge	Cost of Meter + \$75.00	
569		5/8" x 3/4", 1", 1.5", and 2"	Cost of Transponder + \$75.00	
570		Transponder	Cost of Meter + \$100.00	
571		3"	Cost of Meter + \$150.00	
572		4"	Cost of Meter + \$250	
573		Adding "6" Enduro 2800"	Cost of Meter + \$200.00	
574		6" S1000	Cost of Meter + \$300.00	
575		8" Enduro 2800	Cost of Meter + \$75.00	Increased from \$50.
576		VN Register		[1.5" - 3/4" Line Reduction (meter reduction) \$150.00] Line removed.
577				
578		1" - 5/8" Line Reduction (meter reduction)	\$127.00	Increased from \$102.
579		1.5" - 5/8" Line Reduction (meter reduction)	\$320.00	
580		1.5" - 1" Line Reduction (meter reduction)	\$275.00	
581		2" - 1" Line Reduction (meter reduction)	\$325.00	
582		Water Service Turn On or Off: Regular	\$75.00	
583		Water Service Turn Off: Emergency: Shop	\$100.00	
584		Water Service Turn-Off: Non Payment	\$75.00	
585		Water Service Turn-On: Non Payment Same Day	\$100.00	
586		Water Service Turn-On: Non Payment Next Day	\$75.00	
587		Water Service Turn On or Off: Regular: Shop	\$75.00	
588		Frozen Meter Charge	Cost of Meter + \$75.00	
589.1			\$25.00	New fee
589.2		Water Service Turn On or Turn Off: Account Transfer fee		Deposit + \$75 install fee + \$50 monthly service charge + \$75 removal fee + Cost of Water. Deposit increased for 3" meter charge
590		Hydrant Meter Charge 5/8" (deposit \$779)		
591		Hydrant Meter Charge 1" (deposit \$1,050)		
592		Hydrant Meter Charge 3" (deposit \$2,461)		
593		Hydrant Meter Late Fee (assessed each month not returned)	\$250 per month	
594		No Show Appointment	\$75.00	
595		Thaw Frozen Lines	\$325.00	
596		Cut & Plug 2" Water	\$506.00	
597		Main Taps & Tie Ins	T&M	
598		New Main and Service Line Inspection	T&M	
599		Seasonal Meter Installation or Removal	\$75.00	
600		Service Line Installation	\$200.00	
601		Cut & Plug 3" and larger, also includes sewer-charge	T&M	
602		Riser Repair 1.0" (deposit will be applied to T&M)	\$150 minimum deposit plus T&M	
603		Riser Repair 1.5" (deposit will be applied to T&M)	\$150 minimum deposit plus T&M	
604		Riser Repair 2.0" (deposit will be applied to T&M)	\$150 minimum deposit plus T&M	
605		Riser Repair 3/4" Water (deposit will be applied to T&M)	\$150 minimum deposit plus T&M	
606		Crawl space entry	\$100.00	
607		Check and Waste Repair 3/4"	\$240.00	
608		Check and Waste Repair 1"	\$255.00	
609		Check and Waste Repair 1.5" (deposit applied to T&M)	\$150 deposit plus T&M	
610		Check and Waste Repair 2.0" (deposit applied to T&M)	\$150 deposit plus T&M	
611		Monthly Fire Line	\$50.00	Removed 2" and 3" (all sizes same rate \$50)
612		Bacteriological Sample Test Non Customers	\$72.00	
613		Make sure off found on - turned off & stuffed curb box	\$100.00	
614		Blow Out for Turn On from MSO Stuffed Curb Box: Shop	\$100.00	Increased from \$90.
615		Turn on after Dig Up	\$	Equipment + T&M
616		Make sure off shop stuffed	\$90.00	
617		Excavation for Turn-On from Non-Pay Turn-off	T&M \$250 per hour	
618		Bacteriological Sample Test Customers	No Fee	
619		Water Deposit Fee for Renters	\$250.00	

City of Flint Master Fee Schedule (FY27)

Line	Division	Service Name / Fee Type	FY26/27 Fee	Notes
WATER SEWER BILL RATES				
620		Metered Water - per 100 cubic feet (748 gallons)		
621		City - 0 to 35 CCF (one CCF =748 gallons)	\$6.19 per CCF	
622		City - 35 to 2,000 CCF (one CCF =748 gallons)	\$5.94 per CCF	
623		City - Over 2,000 CCF (one CCF =748 gallons)	\$4.76 per CCF	
624		Non-City - 0 to 35 CCF (one CCF =748 gallons)	\$9.29 per CCF	
625		Non-City - 35 to 2,000 CCF (one CCF =748 gallons)	\$8.94 per CCF	
626		Non-City - Over 2,000 CCF (one CCF =748 gallons)	\$7.14 per CCF	
627		Water "Readiness to Serve" Service Charges		
628		Residential City - Meter Size 5/8"x3/4"	\$28.69	
629		Residential City - Meter Size 1"	\$58.16	
630		Residential City - Meter Size 1 1/2"	\$58.16	
631		Residential City - Meter Size 2"	\$58.15	
632		Residential Non-City - Meter Size 5/8"x3/4"	\$34.17	
633		Residential Non-City - Meter Size 3/4"	\$65.95	
634		Residential Non-City - Meter Size 1"	\$87.68	
635		Residential Non-City - Meter Size 1 1/2"	\$85.02	
636		Residential Non-City - Meter Size 2"	\$85.02	
637		Commercial-Indust. City - Meter Size 5/8"x3/4"	\$55.79	
638		Commercial-Indust. City - Meter Size 3/4"	\$69.37	
639		Commercial-Indust. City - Meter Size 1"	\$78.48	
640		Commercial-Indust. City - Meter Size 1 1/2"	\$112.60	
641		Commercial-Indust. City - Meter Size 2"	\$157.40	
642		Commercial-Indust. City - Meter Size 3"	\$310.83	
643		Commercial-Indust. City - Meter Size 4"	\$547.05	
644		Commercial-Indust. City - Meter Size 6"	\$1,075.75	
645		Commercial-Indust. City - Meter Size 8"	\$1,650.05	
646		Commercial-Indust. City - Meter Size 10"	\$2,153.48	
647		Commercial-Indust. City - Meter Size 12"	\$2,605.31	
648		Commercial-Indust. City - Meter Size 16"	\$3,242.25	
649		Commercial-Indust. City - Meter Size 20"	\$3,501.98	
650		Comm.-Indust. Non-City - Meter Size 5/8"x3/4"	\$83.74	
651		Comm.-Indust. Non-City - Meter Size 3/4"	\$95.84	
652		Commercial-Indust. Non-City - Meter Size 1"	\$117.74	
653		Commercial-Indust. Non-City - Meter Size 1 1/2"	\$169.06	
654		Commercial-Indust. Non-City - Meter Size 2"	\$236.26	
655		Commercial-Indust. Non-City - Meter Size 3"	\$468.65	
656		Commercial-Indust. Non-City - Meter Size 4"	\$820.71	
657		Commercial-Indust. Non-City - Meter Size 6"	\$1,613.34	
658		Commercial-Indust. Non-City - Meter Size 8"	\$2,340.24	
659		Commercial-Indust. Non-City - Meter Size 10"	\$3,247.30	
660		Commercial-Indust. Non-City - Meter Size 12"	\$3,907.77	
661		Commercial-Indust. Non-City - Meter Size 16"	\$4,863.28	
662		Commercial-Indust. Non-City - Meter Size 20"	\$5,709.87	
663		Sewage Flow per 100 cubic feet (748 gallons) - based on metered water		
664		Residential City - per CCF (one CCF =748 gallons)	\$4.312 per CCF	
665		Residential Non-City - per CCF	\$4.735 per CCF	
666		Sewer "Readiness to Serve" Service Charges		
667		Residential City - Meter Size 5/8"x3/4"	\$28.69	
668		Residential City - Meter Size 1"	\$64.28	
669		Residential City - Meter Size 1 1/2"	\$64.28	
670		Residential City - Meter Size 2"	\$64.28	
671		Residential Non-City - Meter Size 5/8"x3/4"	\$39.18	
672		Residential Non-City - Meter Size 3/4"	\$60.35	
673		Residential Non-City - Meter Size 1"	\$85.02	
674		Residential Non-City - Meter Size 1 1/2"	\$85.02	
675		Residential Non-City - Meter Size 2"	\$85.02	
676		Commercial-Indust. City - Meter Size 5/8"x3/4"	\$55.90	
677		Commercial-Indust. City - Meter Size 1"	\$91.20	
678		Commercial-Indust. City - Meter Size 1 1/2"	\$148.40	
679		Commercial-Indust. City - Meter Size 2"	\$211.19	
680		Commercial-Indust. City - Meter Size 3"	\$471.62	
681		Commercial-Indust. City - Meter Size 4"	\$777.14	
682		Commercial-Indust. City - Meter Size 6"	\$1,571.80	
683		Commercial-Indust. City - Meter Size 8"	\$2,312.79	
684		Commercial-Indust. City - Meter Size 10"	\$3,141.97	
685		Commercial-Indust. City - Meter Size 12"	\$3,888.72	
686		Commercial-Indust. City - Meter Size 16"	\$4,870.53	
687		Commercial-Indust. City - Meter Size 20"	\$5,734.96	
688		Commercial-Indust. Non-City - Meter Size 5/8"	\$62.57	
689		Commercial-Indust. Non-City - Meter Size 3/4"	\$79.26	
690		Commercial-Indust. Non-City - Meter Size 1"	\$105.58	
691		Commercial-Indust. Non-City - Meter Size 1 1/2"	\$177.43	
692		Commercial-Indust. Non-City - Meter Size 2"	\$250.24	
693		Commercial-Indust. Non-City - Meter Size 3"	\$562.93	
694		Commercial-Indust. Non-City - Meter Size 4"	\$953.89	
695		Commercial-Indust. Non-City - Meter Size 6"	\$1,905.74	
696		Commercial-Indust. Non-City - Meter Size 8"	\$2,849.27	
697		Commercial-Indust. Non-City - Meter Size 10"	\$3,792.41	
698		Commercial-Indust. Non-City - Meter Size 12"	\$4,449.17	
699		Commercial-Indust. Non-City - Meter Size 16"	\$5,919.11	
700		Commercial-Indust. Non-City - Meter Size 20"	\$7,032.44	
701		Back Billing Rate (can be adjusted by Consumers Energy readings for actual usage patterns)		
702		All charges per rate schedule in effect of 7 units/mo.		
703		including fee for emergency back up.		
704		Sanitary or Storm Sewer Tap Inspection	\$150.00	
705		Sewer Inspection Fee	\$150.00	

City of Flint Master Fee Schedule (FY27)

Line	Division	Service Name / Fee Type	FY26/27 Fee	Notes
WASTEWATER RATES - COMMERCIAL/INDUSTRIAL CUSTOMERS				
706		INSIDE		
707		Volume	\$1.61	
708		Suspended Solids	\$0.49	
709		Biological/Chemical Oxygen Demand	\$1.05	
710		Phosphorous	\$1.49	
711		Industrial Charge	\$0.03	
712		IPP Commercial	\$4.34	
713		OUTSIDE		
714		Volume	\$1.83	
715		Suspended Solids	\$0.49	
716		Biological/Chemical Oxygen Demand	\$1.16	
717		Phosphorous	\$1.51	
718		Industrial Charge	\$0.03	
719		IPP Commercial	\$4.77	

City of Flint Master Fee Schedule (FY27)

Line	Division	Service Name / Fee Type	FY26/27 Fee	Notes
BUSINESS and COMMUNITY SERVICES				
720		Brownfield Plan Application Fee	\$2,000.00	
721		Tax Abatement Application	\$2,000.00	
722		Section 108 Loan Application Fee	\$2,000.00	
723		Section 108 Processing Fee (should the application be approved, the \$2,000 application fee will be applied towards the processing fee)	\$ 1% of approved loan amount	
724		P.I.L.O.T. Application fee	\$2,000.00	
725		Specification Writing for Residential Rehabilitation	\$300.00	

City of Flint Master Fee Schedule (FY27)

Line	Division	Service Name / Fee Type	FY26/27 Fee	Notes
SPECIAL EVENT FEES				
725		Event Application Fee	\$50.00	
727		Event Application Late Fee (less than 90 days before event)	\$100.00	
728		Inflatables, Bounce Houses, or Petting Zoo	\$35.00	
729		Noise Permit	\$35.00	
730		Tent permit (less than 120 sq. ft.)	\$35.00	
731		Tent permit (over 120 sq. ft.)	\$60.00	
732		Generators/Utility Use (per day)	\$35.00	
733		Food Trucks/Concessions, per vendor *food license required	\$35.00	
734		Carnival Rides	\$100.00	
735		Fireworks Permit	\$125.00	
736		Trash Removal (deposit)	\$250.00	
736-1		Mays Center Rental - Members (Two Hours Free Set up)	\$350.00	New line item.
736-2		Mays Center Rental - Non-Members (Two Hours Free Set up)	\$450.00	New line item.
737		Community Event-Level 1 (20,000+ attendance)	\$500.00	Fee will be based on event attendance
738		Community Event-Level 2 (5,000-19,999 attendance)	\$250.00	Fee will be based on event attendance
739		Community Event-Level 3 (100-4,999 attendance)	\$150.00	Fee will be based on event attendance
740		Commercial Event-Level 1 (20,000+ attendance)	\$1,000.00	Implementing Commercial Fee
741		Commercial Event-Level 2 (5,000-19,999 attendance)	\$500.00	Implementing Commercial Fee
742		Commercial Event-Level 3 (100-4,999 attendance)	\$300.00	Implementing Commercial Fee

City of Flint Master Fee Schedule (FY27)

Line	Division	Service Name / Fee Type	FY26/27 Fee	Notes
BLIGHT COURT ORDERED EVICTIONS				
743		Trash Removal Fee		\$18 per cubic yard, plus labor and equipment costs



260155

RESOLUTION NO.: _____

PRESENTED: 5-18-2026

ADOPTED: _____

RESOLUTION TO ASSESS STREET LIGHTING COSTS FOR FY2027

BY THE MAYOR AND CITY COUNCIL:

Whereas, the City's General Fund cannot support the cost of operating, maintaining, and improving City street lighting. The provision of street lighting provides essential benefits with respect to the public safety and welfare of the City, its residents, and property owners. If the City stopped providing street lighting, it follows that crime would increase; the fear of crime would increase; there would be more accidents; and the quality of life and value of property would suffer; and

Whereas, the City has authority to specially assess for the cost of operating, maintaining, and improving street lighting under the Home Rule City Act, Act 279, Michigan Public Acts of 1909, as amended, MCL 117.1 *et seq.*; and

Whereas, pursuant to Emergency Manager Order No. 32, adopted June 27, 2012, a special assessment district was established for street lighting.

Whereas, the Chief Financial Officer has caused to be prepared plans and cost estimates for the continued provision of street lighting.

Whereas, the FY2026/27 budget contains an expenditure appropriation of \$3,363,593 for street lighting. There are estimated to be 40,159 parcels in the City subject to this assessment. The cost of operating, maintaining, and improving street lighting will be spread equally to all parcels in the City, since all property owners benefit from a well-lit city. The fee charged per parcel will be \$56.18. This assessment is reduced by \$8.00 from FY2025/26.


THEREFORE, BE IT IS RESOLVED that effective July 1, 2026, the cost of operating, maintaining, and improving street lighting, as contemplated under MCL 117.4d, shall be assessed against the special lighting district to provide for the operational costs of the current system and to enable upgrades and improvements to street lighting throughout the City. The assessment will be collected through the property tax bill for all property owners. The amount to be assessed will be adjusted annually to reflect the projected cost for the operational, maintenance, and improvement costs, and the number of property owners.

BE IT FURTHER RESOLVED that the cost per parcel for the July 2026 tax bill will be set at \$56.18 per parcel.

BE IT FURTHER RESOLVED that all funds shall be used exclusively for the purpose intended – for the payment of costs permitted under MCL 117.4d(2)(b), including engineering, financial, legal, administrative services, and operation and maintenance of the City street lighting system.


APPROVED AS TO FORM:

APPROVED AS TO FINANCE:



JoAnne Gurley (May 15, 2026 14:42:22 EDT)

Joanne Gurley
City Attorney



Phillip Moore (May 15, 2026 11:41:12 EDT)

Phillip Moore
Chief Financial Officer

Sheldon A. Neeley, Mayor

CITY COUNCIL:



260156

RESOLUTION NO.: _____

PRESENTED: 5-18-2026

ADOPTED: _____

RESOLUTION TO SET A USER FEE FOR MUNICIPAL SOLID WASTE COSTS FOR FY2027

BY THE MAYOR AND CITY COUNCIL:

Whereas, the City's General Fund cannot support and subsidize the cost of solid waste collection and disposal. The provision of solid waste collection and disposal provides essential benefits with respect to the health, welfare, and public safety of the City, its residents, and property owners. If the City stopped providing solid waste collection and disposal services, health issues would arise, there would be a loss of quality of life, and the value of property would suffer; and

Whereas, the City has authority to collect a user fee for the cost of waste collection, disposal and related activities under the Home Rule City Act, Michigan Public Acts of 1909 as amended, MCL 117.1 et seq. and the Revenue Bond Act of 1933, Act 94, Public Acts of Michigan 1933, as amended, MCL 141.101 et seq.; and

Whereas, pursuant to Emergency Manager Order No. 28 – Brown and Emergency Manager Order No. 21 – Earley, the special 3 mill levy for waste collection was discontinued effective July 1, 2012 and a user fee structure was established based solely on costs associated with the City's waste management plan, to include waste collection, disposal and related activities and shall be proportionate to the underlying cost of the service; and

Whereas, the user fee shall be charged to residential and multi-family dwellings up to four units, and the charge shall be based on the number of units, and the charge shall be placed on the tax bill; and

Whereas, commercial and industrial properties will not be charged, as they do not receive waste collection service from the City; and

Whereas, the Chief Financial Officer has caused to be prepared plans and cost estimates for the continued provision of solid waste collection and disposal along with associated costs; and

Whereas, the FY2026/27 budget contains an expenditure appropriation of \$6,961,723 for solid waste collection, disposal, and associated costs. There are estimated to be 32,864 parcels in the City subject to this user charge. The cost of the City's solid waste collection and disposal program, along with all supporting costs, shall be spread equally to all residential and multi-family dwellings. The charge established shall be \$218.56, an increase of \$8.00 from the prior year.

THEREFORE, BE IT RESOLVED that effective July 1, 2026, the cost of collecting, disposing of, and city-related operating, maintenance, and collection activities as contemplated under MCL 117.1 et seq and MCL 141.101 et seq., shall be charged to each residential and multi-family dwellings up to four units; and


BE IT FURTHER RESOLVED, effective July 1, 2026, the user fee shall be \$218.56 to be charged to residential and multi-family dwellings up to four units, and the charge shall be calculated on the number of units and the charge shall be placed on the July 2026 tax bill; and

BE IT FURTHER RESOLVED that commercial and industrial properties will not be charged as they do not receive waste collection services from the City; and


BE IT FURTHER RESOLVED that all funds shall be used exclusively for the purpose intended – for the payment of costs permitted under MCL 117.1 et seq., and the Revenue Bond Act of 1933, Act 94, as amended MCL 141.101 et seq., including collection, disposal, legal and administrative services associated and appropriated for in the City’s Garbage Collection Special Revenue Fund.

APPROVED AS TO FORM:

APPROVED AS TO FINANCE:



JoAnne Gurley (May 15, 2026 14:46:16 EDT)
Joanne Gurley
City Attorney



Phillip Moore (May 15, 2026 11:49:28 EDT)
Phillip Moore
Chief Financial Officer

Sheldon A. Neeley, Mayor

CITY COUNCIL:



260157

RESOLUTION NO.: _____

PRESENTED: 5-18-2026

ADOPTED: _____

RESOLUTION TO ADOPT THE 2026 OPERATING MILLAGE RATE OF 1.8806 MILLS FOR THE CITY OF FLINT'S DOWNTOWN DEVELOPMENT AUTHORITY DISTRICT TO BE LEVIED ON THE TAXABLE VALUATION FOR ALL REAL AND PERSONAL PROPERTY LOCATED IN THE CITY OF FLINT'S DOWNTOWN DEVELOPMENT AUTHORITY DISTRICT

BY THE MAYOR AND CITY COUNCIL:

The City of Flint under P.A. 206 of 1893, as amended (MCL 211.24e), provides that a public hearing be held by a local taxing unit that proposes to increase operating revenues over the maximum amount allowed to be levied without a hearing; and

The proposed millage rate must be established by a resolution adopted by the governing body of the taxing unit before it conducts the hearing; and

Based upon the decrease in the Taxable Valuation of all taxable real and personal property located in the Downtown Development Authority in the City of Flint, the levy of ad valorem taxes will not generate any increase in revenues which would exceed the maximum level allowed by MCL 211.24e(2), as amended.

BE IT RESOLVED, that the City Council of the City of Flint adopts the levy of 1.8806 mills for the ensuing (FY2026-2027) Downtown Development Authority operating budget.

APPROVED AS TO FORM:

APPROVED AS TO FINANCE:

JoAnne Gurley (May 16, 2026 14:02:28 EDT)

Phillip Moore (May 15, 2026 11:51:14 EDT)

Joanne Gurley, City Attorney

Phillip Moore, Chief Financial Officer

Sheldon A. Neeley, Mayor

CITY COUNCIL:



260158

RESOLUTION NO.: _____

PRESENTED: 5-18-2026

ADOPTED: _____

**RESOLUTION TO ADOPT THE 2026 OPERATING MILLAGE RATE OF 18.9622 MILLS TO BE
LEVIED ON THE TAXABLE VALUATION OF ALL REAL AND PERSONAL PROPERTY
LOCATED IN THE CITY OF FLINT**

BY THE MAYOR AND CITY COUNCIL:

The Flint City Council has determined, in accordance with the provisions of Section 7-201 of the Flint City Charter and Section 117.3(g) of the Home Rule City Act (MCL 117.1 et seq, Home Rule Cities), to levy Eighteen and Nine Thousand Nine Hundred Forty-eight Ten Thousandths (18.9948) mills against the Taxable Valuation on all real and personal property appearing on the 2026 Assessment Roll of the City of Flint for the year 2026 as approved by the Board of Review and equalized through the constitutional and statutory processes of County and State Equalization; and

Section 7-201(A) of the Flint City Charter authorizes the levy of Ten and Zero Hundredths (10.00) mills on each dollar of Taxable Valuation of all real and personal property in the City, and further provides that Seven and Fifty Hundredths (7.50) mills of the 10.00 mills levied shall be for municipal purposes; and

Section 7-201(B) of the Flint City Charter provides that the remaining Two and Fifty Hundredths (2.50) mills of the 10.00 mills shall be utilized for the payment of bond obligations and/or public capital improvements; and

Section 7-201(A)(c) authorizes a levy of Fifty Hundredths (0.50) mill on the Taxable Valuation of all real and personal property in the City, with all revenues received being dedicated solely for the purpose of improvements and maintenance of City parks, forestry, and recreation services; and

Section 7-201(A)(a) authorizes a levy of Sixty-Hundredths mill (0.60) on the Taxable valuation of all real and personal property in the City, with all revenues received being dedicated to fund public transportation services in the City of Flint through the Mass Transportation Authority; and

Section 7-201(A)(d) authorizes a levy of Two and Zero Hundredths (2.00) mills on the Taxable Valuation of all real and personal property in the City, with all revenues received being dedicated for the sole purpose of providing police services; and

Section 7-201(A)(b) authorizes a levy of Six and Zero Hundredths (6.00) mills on the Taxable Valuation of all real and personal property in the City, with all revenues received being used solely for the purpose of providing police and fire protection; and,

The Headlee Amendment fraction has been calculated pursuant to MCL Section 211.34d. The 2026 current year Headlee Millage Reduction fraction is .9983.


IT IS RESOLVED that there shall be levied against every dollar of all taxable property appearing on the 2026 Assessment Rolls of the City of Flint, through the constitutional and statutory processes of County

and State Equalization, a total of Eighteen and Nine Thousand Six Hundred Twenty-two Ten Thousandths (18.9622) mills of which Seven and Four Thousand Four Hundred Sixty Ten Thousandths (7.4460) mills shall be for General City Operating Purposes; Two and Four Thousand Eight Hundred Nineteen Ten Thousandths (2.4819) mills shall be for retirement of debt, improvements and other purposes as provided in Section 7-201 of the Flint City Charter, as amended; One and Nine Thousand Eight Hundred Fifty Six Thousandths (1.9856) mills shall be for Police Services; Zero and Four Thousand Nine Hundred Sixty Three Ten Thousandths (0.4963) mill shall be for the purpose of improvements and maintenance of City parks, forestry and recreation services; Five Thousand Nine Hundred Fifty Six Ten Thousandths (0.5956) mill shall be for the purpose of funding public transportation services in the City by the Mass Transportation Authority; and, Five and Nine Thousand Five Hundred Sixty Eight Ten Thousandths (5.9568) mills shall be for Police and Fire Services.

BE IT FURTHER RESOLVED that the City Assessor be and is hereby authorized to prepare the City of Flint 2026 Tax Roll by spreading said taxes authorized and levied for City of Flint purposes, School purposes, and Special Authority purposes in one column of said tax roll, and the provisional parts of said rate; namely, General City Operating purposes, Debt Services and Capital Improvement Programs, School purposes and Special Authority purposes, be shown on the Tax Statement.

Operating Millage Name	Millage Rate
General Operating	7.4460 mills
Public Improvement	2.4819 mills
Police Services	1.9856 mills
Public Transportation	0.5956 mills
Parks & Recreation	0.4963 mills
Police & Fire Protection	5.9568 mills
Total	18.9622 mills


APPROVED AS TO FORM:



 JoAnne Gurley (May 15, 2026 14:38:42 EDT)

Joanne Gurley, City Attorney

APPROVED AS TO FINANCE:




 Phillip Moore (May 15, 2026 11:40:55 EDT)

Phillip Moore, Chief Financial Officer

Sheldon A. Neeley, Mayor

CITY COUNCIL:

260159



RESOLUTION NO.: _____

PRESENTED: 5-18-2026

ADOPTED: _____

RESOLUTION ADOPTING THE FY2027 CITY OF FLINT BUDGET

On March 2, 2026, Mayor Sheldon A. Neeley submitted Proposed Budgets for FY2027 and FY2028 for the City of Flint to the City Council as required by Section 7-101 of the Flint City Charter, and

The City Council conducted a Community Public Hearing on the Proposed FY2027-FY2028 Budget on May 18, 2026; and

IT IS RESOLVED that the proposed FY2027 City of Flint Budget, attached here as Exhibit A, as presented to City Council on March 2, 2026, is adopted consistent with the Uniform Budgeting and Accounting Act, MCL 141.421 *et seq*, and Section 7-101 of the Flint City Charter.

IT IS FURTHER RESOLVED, that the FY2027 City of Flint Budget is premised on the establishment of water and sewer rates by the Chief Financial Officer sufficient to generate the estimated revenue stated herein, and the adoption of the following tax levies, pursuant to State statute, for a total City level of 19.10 mills:

OPERATING MILLAGE NAME	MILLAGE RATE
General Operating	7.4460 mills
Public Improvement	2.4819 mills
Police Services	1.9856 mills
Public Transportation	0.5956 mills
Parks & Recreation	0.4963 mills
Police & Fire Protection	5.9568 mills
TOTAL:	18.9622 mills

IT IS FURTHER RESOLVED, that the City adopts the FY2027 City of Flint Budget (attached here as Exhibit A) as follows: General Fund (101), Major Street Fund (202), Local Street Fund (203), Public Safety Fund (205), Neighborhood Policing Fund (207), Parks & Recreation Fund (208), Street Lighting Fund (219), Garbage & Rubbish Fund (226), Building Inspection Fund (249), Drug Law Enforcement Fund (265), Section 108 Loans Fund (285), Opioid Fund (288), Debt Service Fund (301), Public Improvement Fund (444), Sewer Fund (590), and Water Fund (591):

IT IS FURTHER RESOLVED, that the City hereby establishes the estimated revenue budgets for the funds listed in Exhibit A for the various City departments, divisions, boards, commissions, and other activities as the FY2027 City of Flint Budget.

APPROVED AS TO FORM:

Joanne Gurley
Joanne Gurley (May 18, 2026 14:58:01 EDT)
Joanne Gurley, City Attorney

APPROVED AS TO FINANCE:

Phillip Moore
Phillip Moore (May 15, 2026 13:19:40 EDT)
Phillip Moore, Chief Financial Officer

For the City:

Sheldon A. Neeley, Mayor

City Council

Fund	General Fund				
	101				
How Labeled	FY2024 Actual	FY2025 Actual	FY2026 Budget	FY2027 Proposed	FY2028 Forecast
Revenue					
General					
Property Taxes	6,558,394	7,059,677	6,774,806	7,918,580	8,024,298
Income Taxes	21,064,752	24,717,186	19,460,179	25,988,856	26,597,850
Marijuana Tax	531,777	640,515	951,385	640,515	640,515
State Revenue	124,090,707	30,313,488	25,242,625	21,972,920	22,052,050
Charges for services	9,494,708	10,929,282	9,463,279	13,136,835	13,114,300
Fines and forfeitures	128,839	174,078	93,122	110,000	110,000
Other Revenue	5,277,158	4,851,564	3,480,977	3,418,000	3,343,000
Transfers In	39,953,572	-	-	-	-
General Total	207,099,907	78,685,790	65,466,373	73,185,706	73,882,013
Revenue Total	207,099,907	78,685,790	65,466,373	73,185,706	73,882,013
Expenditure					
General					
Pension and OPEB	1,834,382	1,895,135	1,895,135	1,965,255	1,895,135
Supplies and Operating Expenses	4,249,191	4,151,722	4,316,877	4,816,877	4,800,000
Transfers Out		4,105,731	4,000,000	1,000,000	
General Total	6,083,573	10,152,588	10,212,012	7,782,132	6,695,135
City Council					
Personnel Services	430,169	491,117	536,040	562,202	562,202
Pension and OPEB	1,128,543	175,888	177,501	125,011	125,011
Supplies and Operating Expenses	334,476	373,728	717,224	724,200	593,376
Capital Outlay	6,666	1,395	32,793	33,793	33,793
City Council Total	1,899,854	1,042,128	1,463,558	1,445,206	1,314,382
Mayor					
Personnel Services	798,263	794,542	835,922	959,287	940,707
Pension and OPEB	1,920,045	350,425	316,684	257,719	257,719
Supplies and Operating Expenses	60,240	87,382	150,998	153,909	153,909
Capital Outlay	1,493	1,493		1,584	1,584
Mayor Total	2,780,041	1,233,842	1,303,604	1,372,499	1,353,919
City Administrator					
Personnel Services	214,696	330,352	364,870	481,767	485,321
Pension and OPEB	1,097,266	140,177	138,491	134,759	134,759
Supplies and Operating Expenses	62,269	23,414	38,550	45,374	45,374
Capital Outlay	497	5,083	6,000	513	513
City Administrator Total	1,374,728	499,026	547,911	662,413	665,967
Finance					
Personnel Services	719,088	843,610	1,030,168	1,294,119	1,324,119
Pension and OPEB	2,953,319	388,184	399,312	394,951	394,951
Supplies and Operating Expenses	207,312	457,493	407,500	418,000	418,000
Transfers Out		310,586	310,586		
Capital Outlay	85,927	22,978	5,000	5,000	5,000
Finance Total	3,965,646	2,022,851	2,152,566	2,112,070	2,142,070
Assessor					
Personnel Services	662,237	767,734	832,421	950,022	950,022
Pension and OPEB	2,501,914	356,469	363,021	246,347	246,347
Supplies and Operating Expenses	152,761	90,649	115,300	129,600	129,600
Capital Outlay	995	995			
Assessor Total	3,317,907	1,215,847	1,310,742	1,325,969	1,325,969
Treasurer					
Personnel Services	1,137,150	1,293,902	1,439,725	1,603,369	1,601,968
Pension and OPEB	5,511,526	810,687	823,625	477,938	477,938
Supplies and Operating Expenses	963,272	1,254,900	1,178,300	1,799,700	1,799,700
Capital Outlay	2,986	2,986			
Treasurer Total	7,614,934	3,362,475	3,441,650	3,881,007	3,879,606
Purchasing					
Personnel Services	169,928	145,551	191,316	317,732	317,732
Pension and OPEB	560,672	81,104	83,508	86,668	86,668
Supplies and Operating Expenses	8,818	1,475	22,550	23,050	23,050
Capital Outlay	995	995			
Purchasing Total	740,413	229,125	297,374	427,450	427,450
Clerk					
Personnel Services	266,373	271,001	374,102	354,416	354,417

Fund	101 General Fund				
Row Labels	FY2024 Actual	FY2025 Actual	FY2026 Budget	FY2027 Proposed	FY2028 Forecast
Revenue					
Pension and OPEB	1,095,035	139,059	153,602	95,061	95,061
Supplies and Operating Expenses	43,335	77,442	129,100	158,500	150,500
Capital Outlay	995	995			
Clerk Total	1,405,738	488,497	656,804	607,977	599,978
Elections					
Personnel Services	296,151	483,957	621,167	529,804	529,804
Pension and OPEB	1,097,424	141,981	148,961	93,227	93,227
Supplies and Operating Expenses	134,355	113,218	194,600	200,100	42,800
Capital Outlay	33,996	22,049	38,000	38,000	
Elections Total	1,561,926	761,205	1,002,728	861,131	665,831
Attorney					
Personnel Services	843,227	771,916	1,101,465	1,197,090	1,231,682
Pension and OPEB	2,802,274	407,741	430,832	294,329	294,329
Supplies and Operating Expenses	29,220	21,635	100,400	90,700	90,700
Capital Outlay	78,038	12,992		10,000	10,000
Attorney Total	3,752,759	1,214,284	1,632,697	1,592,119	1,626,711
Personnel Department					
Personnel Services	571,817	637,607	661,841	715,994	787,316
Pension and OPEB	1,944,208	243,973	245,677	183,664	183,664
Supplies and Operating Expenses	63,071	96,430	219,570	181,175	181,175
Capital Outlay	159,556	18,816			
Personnel Department Total	2,738,652	996,826	1,127,088	1,080,833	1,152,155
Civil Service					
Personnel Services			48,961	46,101	46,101
Pension and OPEB		34,384	37,470	23,524	23,524
Supplies and Operating Expenses			1,550	1,550	1,550
Civil Service Total		34,384	87,981	71,175	71,175
Omsbudperson					
Personnel Services	127,423	76,243	264,918	254,893	278,099
Pension and OPEB	829,414	108,565	120,152	78,466	102,819
Supplies and Operating Expenses	10,840	12,061	39,000	49,000	49,000
Capital Outlay	995	995			
Omsbudperson Total	968,672	197,864	424,070	382,359	429,918
District Court					
Supplies and Operating Expenses	1,115,537	843,541	1,125,501	-	-
District Court Total	1,115,537	843,541	1,125,501	-	-
Facilities					
Personnel Services	301,404	335,474	577,575	661,756	661,756
Pension and OPEB	1,173,487	299,397	311,763	196,714	196,714
Supplies and Operating Expenses	1,295,212	1,330,148	2,033,750	2,100,300	2,129,800
Capital Outlay	29,001	12,545	10,650	15,000	15,000
Facilities Total	2,799,104	1,977,564	2,933,738	2,973,770	3,003,270
Police					
Personnel Services	9,265,240	8,909,511	10,340,717	10,537,174	11,309,772
Pension and OPEB	64,094,584	10,994,629	10,857,040	8,378,576	8,447,955
Supplies and Operating Expenses	3,386,335	2,654,727	3,371,404	3,980,561	4,214,047
Capital Outlay	1,169,272	1,886,999	869,972	876,618	314,118
Police Total	77,915,431	24,445,866	25,439,133	23,772,929	24,285,892
Fire					
Personnel Services	4,006,963	4,722,197	5,393,332	6,657,216	6,148,756
Pension and OPEB	35,198,609	7,206,675	7,256,110	5,945,837	6,997,874
Supplies and Operating Expenses	995,402	1,077,594	1,710,100	2,274,176	2,110,000
Capital Outlay	134,303	969,334	2,097,236	1,419,265	1,262,887
Fire Total	40,335,277	13,975,800	16,456,778	16,296,494	16,519,517
Planning					
Personnel Services	334,523	567,655	724,693	1,244,654	1,234,981
Pension and OPEB	1,941,508	1,045,701	340,786	348,891	348,891
Supplies and Operating Expenses	94,329	130,916	244,015	174,500	274,500
Capital Outlay	3,085	2,986	85,828		
Planning Total	2,373,445	1,747,258	1,395,322	1,768,045	1,858,372
Blight Removal					
Personnel Services	237,318	493,542	853,503	1,137,397	1,183,056

Fund	General Fund				
Fund	101				
Row Labels	FY2026 Actual	FY2026 Actual	FY2026 Budget	FY2027 Proposed	FY2028 Forecast
Revenue					
Pension and OPEB	2,204,846	373,941	484,930	380,501	391,917
Supplies and Operating Expenses	88,731	196,929	901,001	1,444,546	1,113,253
Capital Outlay	1,990	4,291	11,750		
Blight Removal Total	2,532,885	1,068,703	2,251,184	2,962,444	2,688,226
Cannabis Compliance					
Personnel Services	168,677	173,462	195,441	190,506	207,113
Pension and OPEB	341,717	44,968	41,811	30,080	30,080
Supplies and Operating Expenses	6,102	21,048	80,500	72,500	72,500
Cannabis Compliance Total	516,496	239,478	317,752	293,086	309,693
Parks	11,483	72,000	87,000	73,250	
ARPA	1,997,613	4,558,129	26,727,339	12,017,849	506,583
Transfers Out	90,147	300,000	311,125	5,090,125	436,125
Expenditure Total	167,892,261	72,679,281	102,705,657	88,852,332	71,957,944
Change in Fund Balance	39,207,646	6,006,509	(37,239,284)	(15,666,626)	1,924,069
Beginning Fund Balance	14,840,689	54,048,349	59,886,603	22,647,319	7,250,693
Ending Fund Balance	54,048,335	60,054,858	22,647,319	6,980,693	9,174,762

Fund	Major Street Fund				
202	FY2024 Actual	FY2025 Actual	FY2026 Budget	FY2027 Proposed	FY2028 Forecast
Revenue					
State Revenue	17,123,882	12,739,298	12,606,486	12,492,000	12,492,000
Charges for services	28,963	20,550	20,000	25,000	25,000
Other Revenue	1,307,620	1,414,182	453,876	1,087,500	1,087,500
Revenue Total	18,460,465	14,174,030	13,080,362	13,604,500	13,604,500
Expenditure					
Personnel Services	1,974,975	2,008,489	2,666,542	2,812,084	2,812,084
Pension and OPEB	6,460,163	1,251,798	971,717	1,084,741	1,084,741
Supplies and Operating Expenses	7,321,841	4,728,716	10,684,177	11,604,421	11,604,421
Transfers Out		2,900,000	800,000	3,075,000	3,075,000
Capital Outlay	237,587	472,304	1,338,520	569,202	569,202
Expenditure Total	15,994,566	11,361,307	16,460,956	19,145,448	19,145,448
Change in Fund Balance	2,465,899	2,812,723	(3,380,594)	(5,540,948)	(5,540,948)
Beginning Fund Balance	23,843,629	26,309,529	29,122,252	25,741,658	20,200,710
Ending Fund Balance	26,309,528	29,122,252	25,741,658	20,200,710	14,659,762

Fund	Local Street Fund				
Fund	203				
Row Labels	FY2024 Actual	FY2025 Actual	FY2026 Budget	FY2027 Proposed	FY2028 Forecast
Revenue					
State Revenue	7,651,875	3,805,981	3,471,863	3,556,200	3,556,200
Other Revenue	779,238	856,000	669,040	270,000	270,000
Transfers In		2,900,000	800,000	3,075,000	3,075,000
Revenue Total	8,431,113	7,561,981	4,940,903	6,901,200	6,901,200
Expenditure					
Personnel Services	1,359,699	1,461,234	2,271,810	2,336,998	2,336,998
Pension and OPEB	5,318,718	973,651	967,016	996,293	996,293
Supplies and Operating Expenses	3,002,510	3,660,935	6,224,860	4,204,202	4,204,202
Capital Outlay	62,969	265,886	195,000	215,000	215,000
Expenditure Total	9,743,896	6,361,706	9,658,686	7,752,493	7,752,493
Change in Fund Balance	(1,312,783)	1,200,275	(4,717,783)	(851,293)	(851,293)
Beginning Fund Balance	5,825,830	4,513,040	5,713,315	995,532	144,239
Ending Fund Balance	4,513,047	5,713,315	995,532	144,239	(707,054)

Fund	205	Public Safety			
Row Label	FY2024 Actual	FY2025 Actual	FY2026 Budget	FY2027 Proposed	FY2028 Proposed
Revenue					
Property Taxes	5,257,490	5,559,885	5,753,270	5,982,240	5,982,240
State Revenue	12,030,356	1,286,303	416,110	260,000	260,000
Charges for services	8,581	12,213	15,000	10,000	10,000
Other Revenue	68,279	89,082	12,000	80,000	80,000
Revenue Total	17,364,706	6,947,483	6,196,380	6,332,240	6,332,240
Expenditure					
Personnel Services	1,976,276	2,715,232	2,883,640	3,315,559	3,315,559
Pension and OPEB	13,692,332	3,029,418	2,105,265	2,216,880	2,216,880
Supplies and Operating Expenses	745,159	859,974	905,313	950,579	950,579
Expenditure Total	16,413,767	6,604,624	5,894,218	6,483,018	6,483,018
Change in Fund Balance	950,939	342,859	302,162	(150,778)	(150,778)
Beginning Fund Balance	769,463	1,720,402	2,068,294	2,370,456	2,219,877
Ending Fund Balance	1,720,402	2,063,261	2,370,456	2,219,678	2,069,099

Fund	Neighborhood Policing				
207					
Row Labels	FY2024 Actual	FY2025 Actual	FY2026 Budget	FY2027 Proposed	FY2028 Forecast
Revenue					
Property Taxes	1,754,679	1,855,562	1,928,090	1,994,413	1,994,413
State Revenue	3,813,441	448,881	85,000	77,601	77,601
Charges for services	16,685	612	15,000	1,000	1,000
Other Revenue	91,040	105,356	23,000	85,000	85,000
Revenue Total	5,675,845	2,410,411	2,051,090	2,158,014	2,158,014
Expenditure					
Personnel Services	652,974	728,151	869,179	1,017,141	1,017,141
Pension and OPEB	4,406,496	1,037,496	864,287	820,077	820,077
Supplies and Operating Expenses	305,338	361,094	419,302	563,377	563,377
Capital Outlay	1,990	1,990		104,000	104,000
Expenditure Total	5,366,798	2,128,731	2,152,768	2,504,595	2,504,595
Change in Fund Balance	309,047	281,680	(101,678)	(346,581)	(346,581)
Beginning Fund Balance	1,846,686	2,155,732	2,439,089	2,337,411	1,990,830
Ending Fund Balance	2,155,733	2,437,412	2,337,411	1,990,830	1,644,249

Fund	Park Fund				
208					
Row Labels	FY2024 Actual	FY2025 Actual	FY2026 Budget	FY2027 Proposed	FY2028 Forecast
Revenue					
Property Taxes	438,541	463,773	482,022	503,054	503,054
State Revenue	292,846	58,666	45,000	48,000	48,000
Other Revenue	16,809	196,426	7,700	16,100	16,100
Transfers In		300,000	300,000	400,000	400,000
Revenue Total	748,196	1,018,865	834,722	967,154	967,154
Expenditure					
Personnel Services	69,073	51,710	62,363	64,589	64,589
Pension and OPEB	313,233	47,181	35,173	36,082	36,082
Supplies and Operating Expenses	491,740	699,718	773,989	1,024,652	1,024,652
Capital Outlay		493		14,000	14,000
Expenditure Total	874,046	799,102	871,525	1,139,323	1,139,323
Change in Fund Balance	(125,850)	219,763	(36,803)	(172,169)	(172,169)
Beginning Fund Balance	389,590	263,740	483,503	446,700	274,531
Ending Fund Balance	263,740	483,503	446,700	274,531	102,362

Fund 219 Street Lighting

Row Labels	FY2024 Actual	FY2025 Actual	FY2026 Budget	FY2027 Proposed	FY2028 Forecast
Revenue					
Property Taxes	2,764,936	2,361,167	2,900,000	2,570,794	2,570,794
State Revenue	11,612				-
Other Revenue	295,512	290,366	72,000	275,000	275,000
Revenue Total	3,072,060	2,651,533	2,972,000	2,845,794	2,845,794
Expenditure					
Personnel Services	2,595	2,634	31,770	64,171	64,171
Pension and OPEB	18,366	276	8,338	18,798	18,798
Supplies and Operating Expenses	2,370,899	2,751,288	3,752,916	3,298,508	3,298,508
Expenditure Total	2,391,860	2,754,198	3,793,024	3,381,477	3,381,477
Change in Fund Balance	680,200	(102,665)	(821,024)	(535,683)	(535,683)
Beginning Fund Balance	5,979,443	6,659,644	6,556,979	5,735,955	5,200,272
Ending Fund Balance	6,659,643	6,556,979	5,735,955	5,200,272	4,664,589

Fund 226

Rubbish Collection

Row Labels	FY2024 Actual	FY2025 Actual	FY2026 Budget	FY2027 Proposed	FY2028 Forecast
Revenue					
Property Taxes	6,493,496	6,447,652	6,460,615	6,654,447	6,654,447
State Revenue	213,692	11,230			-
Charges for services		(10)			-
Other Revenue	1,425	600	3,000		-
Transfers In		2,000,000			-
Revenue Total	6,708,613	8,459,472	6,463,615	6,654,447	6,654,447
Expenditure					
Personnel Services	79,693	72,760	97,343	87,482	87,482
Pension and OPEB	271,296	50,801	51,060	43,181	43,181
Supplies and Operating Expenses	6,828,385	6,860,227	6,957,551	7,021,270	7,021,270
Expenditure Total	7,179,374	6,983,788	7,105,954	7,151,933	7,151,933
Change in Fund Balance	(470,761)	1,475,684	(642,339)	(497,486)	(497,486)
Beginning Fund Balance	260,353	(210,407)	1,265,277	622,938	124,725
Ending Fund Balance	(210,408)	1,265,277	622,938	125,452	(372,761)

Fund	Building Inspection				
249					
Row Labels	FY2024 Actual	FY2025 Actual	FY2026 Budget	FY2027 Proposed	FY2028 Forecast
Revenue					
Fines and forfeitures	25	225			-
State Revenue	4,018,378	223,996			-
Charges for services	4,015,976	2,690,797	2,265,000	2,185,000	2,185,000
Other Revenue	323,822	278,074	70,000	275,000	275,000
Revenue Total	8,358,201	3,193,092	2,335,000	2,460,000	2,460,000
Expenditure					
Personnel Services	1,305,118	1,257,213	1,718,597	1,787,258	1,787,258
Pension and OPEB	5,080,823	981,244	810,797	837,420	837,420
Supplies and Operating Expenses	388,757	523,953	1,257,369	1,069,710	1,069,710
Capital Outlay	26,190	2,463,730		25,000	25,000
Expenditure Total	6,800,888	5,226,140	3,786,763	3,719,388	3,719,388
Change in Fund Balance	1,557,313	(2,033,048)	(1,451,763)	(1,259,388)	(1,259,388)
Beginning Fund Balance	4,934,234	6,491,547	4,458,501	3,006,738	1,747,350
Ending Fund Balance	6,491,547	4,458,499	3,006,738	1,747,350	487,962

Fund	Drug Forfeiture				
265					
Row Labels	FY2024 Actual	FY2025 Actual	FY2026 Budget	FY2027 Proposed	FY2028 Forecast
Revenue					
Fines and forfeitures	142,121	41,771	35,000	30,000	30,000
Charges for services	660				-
Other Revenue	598,763	82,733	63,000	85,000	85,000
Transfers In		45,219			-
Revenue Total	741,544	169,723	98,000	115,000	115,000
Expenditure					
Personnel Services	114,720	188,592	337,620		-
Pension and OPEB	2,776	2,659	2,600		-
Supplies and Operating Expenses	147,953	226,658	441,311	5,000	5,000
Capital Outlay	611,029	196,764	107,000	50,000	50,000
Expenditure Total	876,478	614,673	888,531	55,000	55,000
Change in Fund Balance	(134,934)	(444,950)	(790,531)	60,000	60,000
Beginning Fund Balance	1,028,508	893,573	448,623	(341,908)	(281,908)
Ending Fund Balance	893,574	448,623	(341,908)	(281,908)	(221,908)

Fund	Opioid Settlement				
Fund	288				
Row Labels	FY2024 Actual	FY2025 Actual	FY2026 Budget	FY2027 Proposed	FY2028 Forecast
Revenue					
Other Revenue	3,678,983	1,347,740	1,421,252	1,305,000	1,305,000
Transfers In	1,704,062				-
Revenue Total	5,383,045	1,347,740	1,421,252	1,305,000	1,305,000
Expenditure					
Personnel Services	153,592	191,395	529,921	861,176	861,176
Pension and OPEB	10,842	13,067	258,104	177,769	177,769
Supplies and Operating Expenses	352,725	303,469	5,132,788	1,102,405	1,102,405
Capital Outlay	195,196	233,622	985,299	835,299	835,299
Expenditure Total	712,355	741,553	6,906,112	2,976,649	2,976,649
Change in Fund Balance	4,670,690	606,187	(5,484,860)	(1,671,649)	(1,671,649)
Ending Fund Balance	4,670,690	606,187	(5,484,860)	(1,671,649)	(1,671,649)

Fund 301 Debt Service

Row Labels	FY2024 Actual	FY2025 Actual	FY2026 Budget	FY2027 Proposed	FY2028 Forecast
Revenue					
Other Revenue			6,000		-
Transfers In	1,696,550	1,708,221	1,706,099	1,697,865	1,697,865
Revenue Total	1,696,550	1,708,221	1,712,099	1,697,865	1,697,865
Expenditure					
Capital Outlay	1,696,550	1,697,169	1,706,099	1,697,934	1,697,934
Expenditure Total	1,696,550	1,697,169	1,706,099	1,697,934	1,697,934
Change in Fund Balance	-	11,052	6,000	(69)	(69)
Beginning Fund Balance	527,816	527,816	538,868	544,868	544,799
Ending Fund Balance	527,816	538,868	544,868	544,799	544,730

Fund	Public Improvement				
444					
Row Labels	FY2024 Actual	FY2025 Actual	FY2026 Budget	FY2027 Proposed	FY2028 Forecast
Revenue					
Property Taxes	2,170,973	2,319,479	2,281,871	2,492,467	2,492,467
State Revenue	233,157	241,450	235,000	240,000	240,000
Other Revenue	224,000	214,482	40,000	190,000	190,000
Transfers In				4,697,000	4,697,000
Revenue Total	2,628,130	2,775,411	2,556,871	7,619,467	7,619,467
Expenditure					
Supplies and Operating Expenses	332,210	381,163	400,222	420,233	420,233
Transfers Out	1,696,550	1,708,221	1,708,221	1,697,934	1,697,934
Capital Outlay	479,672	736,054	1,765,000	7,227,000	7,227,000
Expenditure Total	2,508,432	2,825,438	3,873,443	9,345,167	9,345,167
Change in Fund Balance	119,698	(50,027)	(1,316,572)	(1,725,700)	(1,725,700)
Beginning Fund Balance	3,801,346	3,921,043	3,871,016	2,554,444	828,744
Ending Fund Balance	3,921,044	3,871,016	2,554,444	828,744	(896,956)

Sewer Fund

Row Labels	FY2024 Actual	FY2025 Actual	FY2026 Budget	FY2027 Proposed	FY2028 Forecast
Revenue					
Charges for services	25,255,979	24,125,397	26,005,000	23,318,300	23,318,300
Grant revenue	17,150,110	9,707,918	88,070,618		-
Fines and forfeitures	867,510	646,680			-
Other revenue	2,416,839	2,534,794	400,000	2,105,000	2,105,000
Transfers In	2,367,848	8,711,675			-
Revenue Total	48,058,286	45,726,464	114,475,618	25,423,300	25,423,300
Expense					
Personnel services	6,053,491	6,166,127	7,618,606	7,840,503	7,840,503
Pension and OPEB	5,913,148	(1,681,976)	3,976,148	3,108,367	3,108,367
Supplies and operating expenses	10,079,977	9,459,893	100,680,364	42,370,091	42,370,091
Capital outlay	320,113	635,480	4,214,200	8,791,000	8,791,000
Depreciation	4,708,680	4,939,060	3,234,500	3,234,500	3,234,500
Debt Service	940,402	1,042,394	1,764,632	5,729,872	5,729,872
Expense Total	28,015,811	20,560,978	121,488,450	71,074,333	71,074,333
Change in Fund Equity	20,042,475	25,165,486	(7,012,832)	(45,651,033)	(45,651,033)
Beginning Fund Equity	64,326,309	84,368,784	109,534,270	102,521,438	56,870,405
Ending Fund Equity	84,368,784	109,534,270	102,521,438	56,870,405	11,219,372

Fund

591

Water Fund

Row Labels	FY2024 Actual	FY2025 Actual	FY2026 Budget	FY2027 Proposed	FY2028 Forecast
Revenue					
Charges for services	27,806,798	27,242,775	30,175,650	24,421,955	24,421,955
Grant revenue	13,489,430	773,365	501,236		-
Fines and forfeitures	1,020,478	774,545	825,000	800,000	800,000
Other revenue	4,644,096	12,494,931	3,476,600	7,207,902	7,207,902
Transfers In		2,105,717		1,000,000	1,000,000
Revenue Total	46,960,802	43,391,333	34,978,486	33,429,857	33,429,857
Expense					
Personnel services	3,608,609	3,942,772	5,669,867	5,542,020	5,542,020
Pension and OPEB	604,248	(434,877)	2,360,538	2,388,031	2,388,031
Supplies and operating ex	7,276,745	11,091,610	22,207,251	34,129,689	34,129,689
Capital outlay	3,794,862	855,929	4,937,384	6,893,664	6,893,664
Depreciation	3,501,450	3,653,177	3,903,000	3,903,000	3,903,000
Debt Service	3,368,027	3,435,260	6,511,496	5,172,000	5,172,000
Expense Total	22,153,941	22,543,871	45,589,536	58,028,404	58,028,404
Change in Fund Equity	24,806,861	20,847,462	(10,611,050)	(24,598,547)	(24,598,547)
Beginning Fund Equity	144,947,339	169,754,200	190,601,662	179,990,612	157,521,065
Ending Fund Equity	169,754,200	190,601,662	179,990,612	155,392,065	132,922,518