



# City of Flint, Michigan

Third Floor, City Hall  
1101 S. Saginaw Street  
Flint, Michigan 48502  
[www.cityofflint.com](http://www.cityofflint.com)

## Meeting Agenda – FINAL Wednesday, May 13, 2026 5:30 PM

City Council Chambers

### SPECIAL CITY COUNCIL

Candice Mushatt, President, Ward 7  
Jonathan Jarrett, Vice President, Ward 9

Leon El-Alamin, Ward 1

Ladel Lewis, Ward 2

LaShawn Johnson, Ward 3

Judy Priestley, Ward 4

Jerri Winfrey-Carter, Ward 5

Tonya Burns, Ward 6

Dennis Pfeiffer, Ward 8

Davina Donahue, City Clerk

\*\*\*\*\*

*This Special City Council Meeting was called by Council President Candice Mushatt and Finance Chairperson Judy Priestley for the following purpose(s): a City Council Budget Discussion on the City of Flint's FY2026-2027 Budget, as Proposed by Mayor Sheldon A. Neeley.*

**CALL TO ORDER**

**ROLL CALL**

**PLEDGE OF ALLEGIANCE**

**PRAYER OR BLESSING**

**READING OF DISORDERLY PERSONS CITY CODE SUBSECTION**

*Any person that persists in disrupting this meeting will be in violation of Flint City Code Section 31-10, Disorderly Conduct, Assault and Battery, and Disorderly Persons, and will be subject to arrest for a misdemeanor. Any person who prevents the peaceful and orderly conduct of any meeting will be given one warning. If they persist in disrupting the meeting, that individual will be subject to arrest. Violators will be removed from the meetings.*

## **PUBLIC COMMENT**

*Members of the public who wish to address the City Council or its committees must register before the meeting begins. A box will be placed at the entrance to the Council Chambers for collection of registrations. No additional speakers or slips will be accepted after the meeting begins.*

*Members of the public shall have no more than three (3) minutes per speaker during public comment, with only one speaking opportunity per speaker.*

## **COUNCIL RESPONSE**

*Councilmembers may respond once to all public speakers only after all public speakers have spoken. An individual Councilmember's response shall be limited to two (2) minutes.*

## **BUDGET DISCUSSION – FY2027 PROPOSED BUDGET**

*A City Council Budget Discussion on the FY2027 City of Flint Operating Budget, as Proposed by Mayor Sheldon A. Neeley, with unlimited rounds at five (5) minutes per councilmember.*

## **FINAL COUNCIL COMMENTS**

*Final Council Comments shall be limited to two (2) minutes.*

## **ADJOURNMENT**



# Flint **STRONG**

FLINT MAYOR SHELDON A. NEELEY

**CITY OF FLINT  
MUNICIPAL CENTER**

Mayor Floyd J. McCree  
"The Father's Flame"  
1923 - 1981

## 2026-2027 City Of Flint Budget Book

-We Rise

(this page intentionally left blank)

## Contents

City Officials	1
City Organizational Chart	2
City of Flint Map and Wards	3
Strategic Plan	4
<b>GOAL: REBUILD THE CITY OF FLINT’S RESIDENTS, BUSINESSES, AND NEIGHBORHOODS</b>	4
<b>GOAL: REBUILD THE CITY OF FLINT FOR FUTURE GENERATIONS</b>	5
<b>GOAL: REBUILD THE CITY OF FLINT’S GOVERNMENT</b>	5
Taxes and Fees	8
Governmental Funds	11
General Fund	12
General Fund Revenue	13
General Fund Appropriations	13
Legislative Department	15
Executive Department – Mayor's Office and City Administrator	16
Law Department	17
Office of City Clerk	18
Human Resources Department	19
Finance Department	21
Police Department	23
Fire Department	24
Business and Community Services	25
Business and Community Services, continued	26
Office of the Ombudsperson	27
Major Street & Local Street Funds	28
Public Safety Fund	30
Neighborhood Policing Fund	31
Parks and Recreation Fund	32
Street Lights Fund	33
Rubbish Collection Fund	34
EDA Revolving Loan Fund	35
Building Inspection Fund	36
Drug Law Enforcement Fund	37

General Debt Service Fund	38
Public Improvement Fund	39
Enterprise Funds	40
Positions Summary	46

## City Officials

### City of Flint, Michigan

Elected and City Officers

#### Elected Officials

Mayor Sheldon Neeley

#### City Council

First Ward	Leon El-Alamin
Second Ward	Ladel Lewis
Third Ward	LaShawn Johnson
Fourth Ward	Judy Priestley
Fifth Ward	Jerri Winfrey-Carter
Sixth Ward	Tonya Burns
Seventh Ward	Candice Mushatt
Eighth Ward	Dennis Pfeiffer
Ninth Ward	Jonathan Jarrett

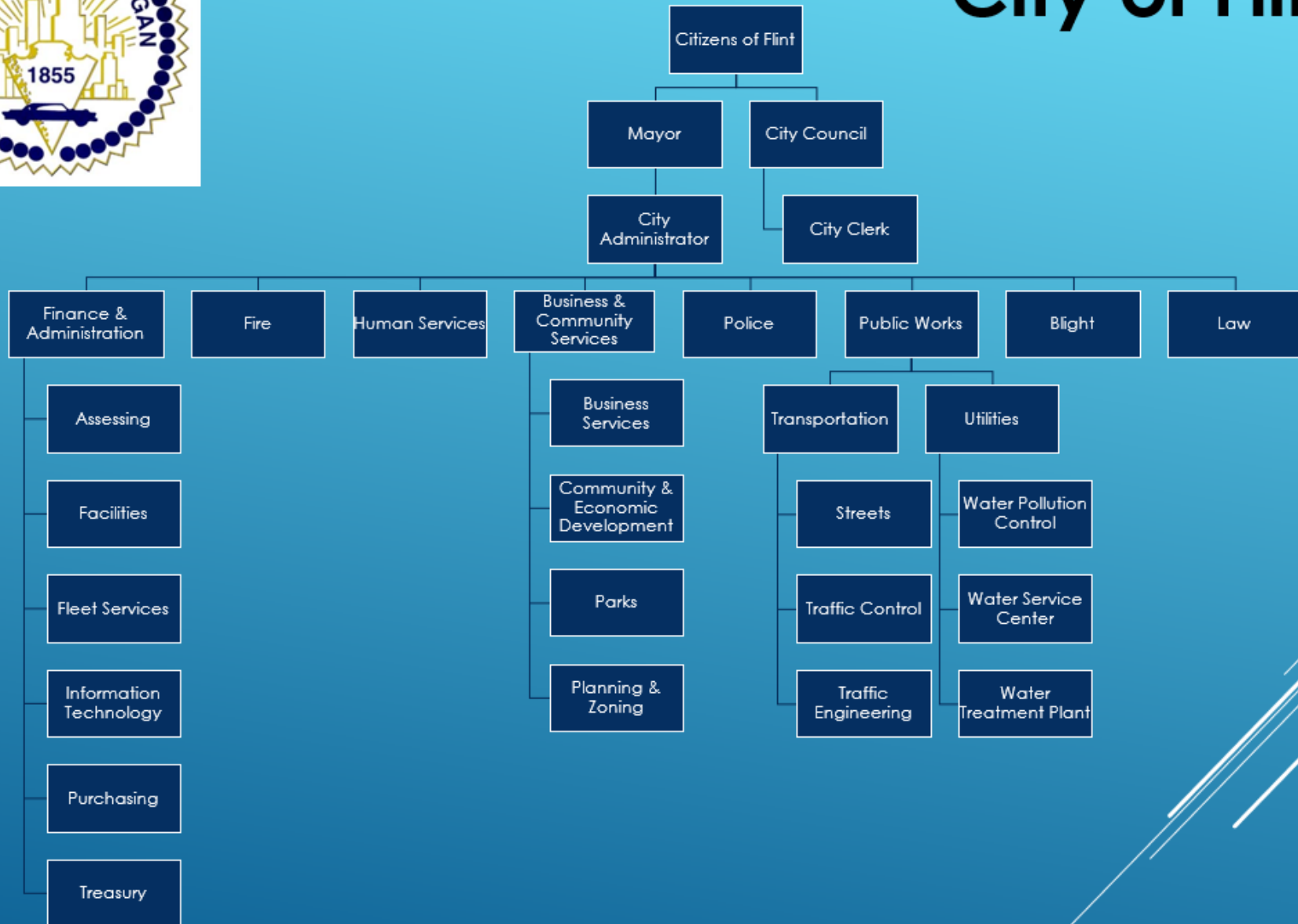
#### Appointed and Other City Officials

City Administrator	Clyde Edwards
City Attorney	Joanne Gurley
City Clerk	Davina Donahue
Chief Financial Officer	Phillip Moore
Chief of Fire	Theron Wiggins
Chief of Police	Terence Green
Chief of Staff	Ed Taylor
City Assessor	Stacey Kaake
City Services Manager	Arnold Brown
City Treasurer	Amanda Trujillo
Human Resources & Labor Relations Director	Eddie Smith
Business and Community Services	Vacant
Chief Resilience Officer	Shelly Sparks-Green
Communications Director	Shana Rowser
Deputy Chief Financial Officer	Paul Borle
Deputy Chief of Police	Jeff Antcliff
Deputy Department of Public Works Director	Marwan Salahuddin
Fleet Administrator	Marquita Blair
Information Technology Director	Jeff Keen
Purchasing Manager	Lauren Lonsway
Sewer Systems Supervisor	Jiggy Mitchell
Transportation Director	Dan Schiller
Water Distribution Supervisor	Dan Hudson
Water Plant Supervisor	Scott Dungee
Water Pollution Control Manager	Jeanette Best

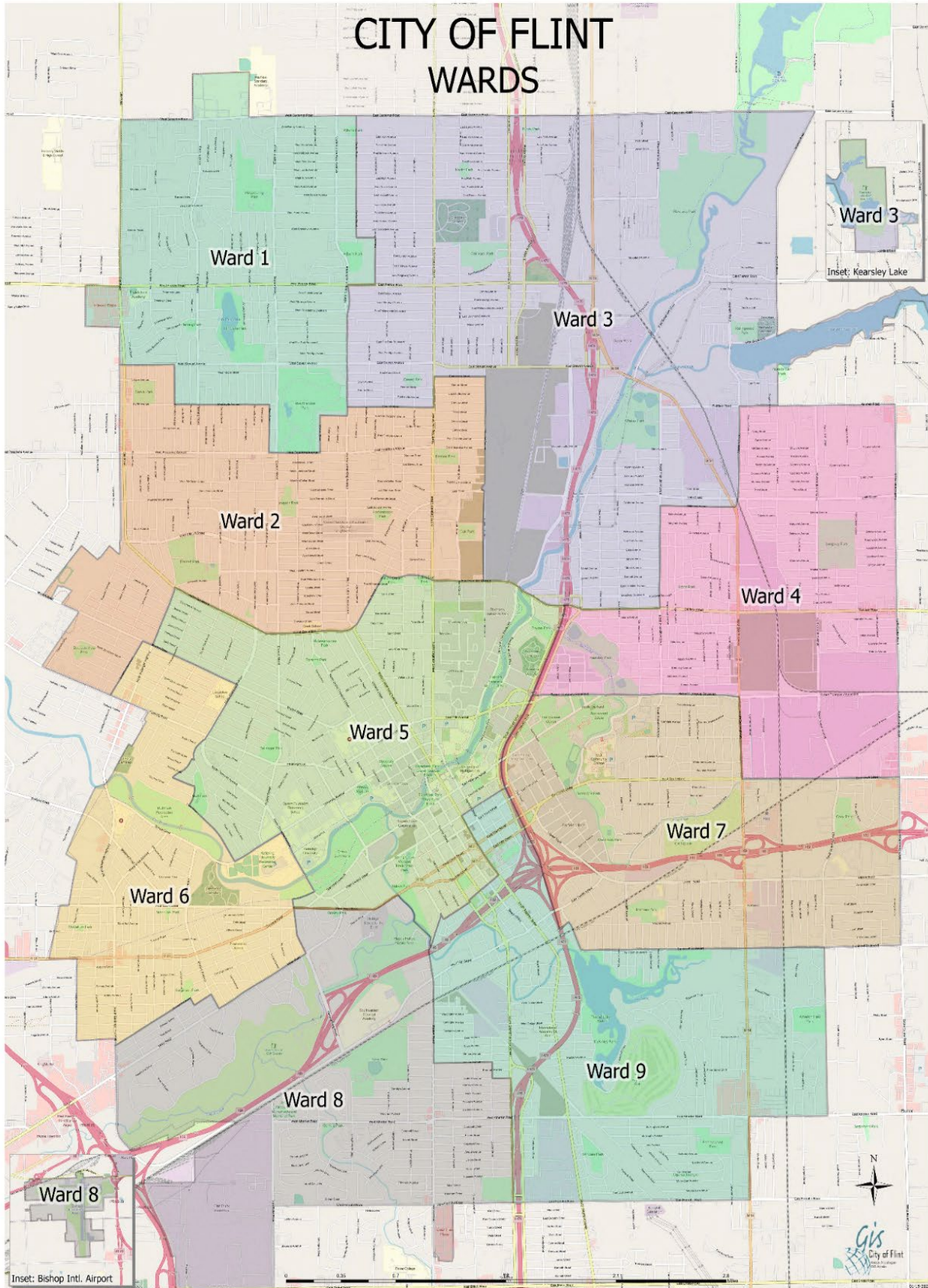
# City Organizational Chart



# City of Flint



# City of Flint Map and Wards





# CITY OF FLINT

## STRATEGIC BUDGETING PLAN

As required by Section 7-101(A)(3) of the Flint City Charter, the city has established a strategic plan with goals, objectives, and measures of success that will rebuild a safer community, healthier neighborhoods, and opportunities for youth over the upcoming decades.

This strategic budgeting plan prioritizes the services, programs, and skilled staff needed to fulfill the vision of providing high-quality City services that will help keep Flint strong. In accordance with Section 7-101, this strategic budgeting plan has guided the development of the FY2027 and FY2028 budget.

This year, America Rescue Plan Act federal funding has provided important opportunities to support and grow our work in key areas. We are actively seeking federal dollars to invest in our community and support the services needed. However, it is critical that we take advantage of every opportunity to secure State funding and that the State provides local governments with more flexible and progressive ways to raise revenue.

### GOAL: REBUILD THE CITY OF FLINT'S RESIDENTS, BUSINESSES, AND NEIGHBORHOODS

#### **Objective 1: Attack crime and blight**

*Measures of success:*

- Reduce crime rates in the City of Flint.
- Conduct cleanups of blighted properties.
- Secure grant funding to demolish privately-owned blighted structures.

#### **Objective 2: Reverse population decline**

*Measures of success:*

- Create housing and talent programs encouraging young adults to live in Flint.
- Establish partnerships with federal/state partners highlighting Flint as an attractive destination for legal immigration & refugees.

#### **Objective 3: Revitalize the City's business environment** *Measures of success:*

- Identify commercial corridors to target for revitalization.

- Exercise the City of Flint’s powers under the Corridor Improvement Authority Act to create Corridor Improvement Authorities to enable sustainable funding of these commercial corridors.

## GOAL: REBUILD THE CITY OF FLINT FOR FUTURE GENERATIONS

### **Objective 4: Facilitate entrepreneurial activity by City of Flint residents** *Measures of success:*

- Secure funding from public and private partners to highlight new investment opportunities in the City.
- Connect small businesses with grants to support startup and development activities in the City.

### **Objective 5: Encourage land ownership by current homeowners & residents** *Measures of success:*

- Increase the percentage of owner-occupied parcels in the City.

### **Objective 6: Modernize the City’s transportation & energy infrastructure** *Measures of success:*

- Form partnerships with other governmental or private entities to invest in the City’s transportation and energy infrastructure.

## GOAL: REBUILD THE CITY OF FLINT’S GOVERNMENT

### **Objective 7: Update the City’s water and transportation infrastructure** *Measures of success:*

- Secure grant funding to update the City’s water and transportation infrastructure to better match the City’s current needs
- Increase available alternatives to meet the transportation needs of the City’s residents (i.e. more bus shelters, road diets, speed humps, bike lanes)

### **Objective 8: Address the City’s pension and legacy costs** *Measures of success:*

- Increase the percentage that the City’s pension fund is funded.

### **Objective 9: New City Hall/Metroplex** *Measures of success:*

- Conduct feasibility study on constructing a new City Hall/metroplex
- Identify potential ROI and long-term savings of replacing City Hall
- Explore possible funding sources



Phillip Moore

## CITY OF FLINT, MICHIGAN

Department of Finance

Clyde Edwards  
City Administrator

Phillip Moore  
Chief Financial Officer

Amanda Trujillo  
Treasurer

To Members of City Council and Flint residents,

We are pleased to present to you the city budget for FY 26-27 and FY 27-28 to the city council and the citizens of the great city of Flint, MI. This is a fiscally responsible budget that invests in our collective key priorities as outlined in the city strategic plan. For the first time, we are including three years of financial projections for FY 28-29 through FY 30-31. This long-term outlook provides new perspective on the fact that the city general fund will generate surpluses for the first time in many years thanks to our collective commitment to fiscal sustainability. These new resources can be used to invest in key priorities for the community.

The national economy has weathered some major storms and remains resilient. Unemployment is very low, and job growth continues to keep pace. The city of Flint has benefited from these national trends, and we have boosted our own fortunes through key strategic investments.

The FY 26-27 general fund budget is a fiscally responsible budget that invests in key resources such as public safety and blight removal. Setting aside the one-time ARPA dollars, general fund ongoing revenues and general fund ongoing appropriations and are balanced. The general fund is projected to generate a surplus beginning in FY 27-28 and thereafter. These projections are based on conservative assumptions for both revenues and appropriations. Although we must always proceed with caution when making projections, this new view highlights the importance of our collective commitment to fiscally responsibility.

Total general fund revenues are projected to be \$73 million next year and growing at a rate of 2 percent thereafter. We have been able to grow revenues in this budget due to local economic growth and state budget stability. Tax rates remain steady in this budget with no increases in property taxes or income tax rates. Income taxes remain an area of strength for the city of Flint as the national and local economy continue in a growth mode. Property taxes, despite Michigan's strict limits, have also experienced some growth as the local real estate market continues to recover. The state government has done a better job of keeping its end of the bargain for funding municipalities, although more can still be done on this front.

General fund proposed appropriations invest in key priorities such as police and fire and blight removal. The general fund adds six new positions for blight removal and is aligned with our city strategic plan. Otherwise, general fund positions are generally flat from last year as the city remains fiscally responsible. Total General Fund appropriations include some ARPA investments that are funded via

ARPA dollars. The ARPA dollars are currently being retained in the fund balance portion of the General Fund.

Over the next few years, the city general fund is projected to generate budget surpluses for the first time in many years. These dollars can be used to invest in key strategic priorities such as public safety, blight removal and water stabilization.

Looking beyond the General Fund, the major and local streets fund is balanced, while at the same time increasing our commitment to maintaining and investing in our transportation infrastructure. The neighborhood policing fund and public safety fund play an important role in our investments in public safety services. The water and sewer funds are balanced as we continue to ensure a safe drinking water system for residents and the removal of sewer water from homes and businesses.

This city budget I present to you is based on our core principles of prayer, planning and partnership. It is a financially sustainable budget that invests in our key priorities and will keep tax burdens at the same level as previously. Public safety, blight, and other core city services will be further strengthened to ensure the protection of all city residents. We will continue to build on recent success to restore and revitalize the Flint economy. I look forward to working with you in a collaborative fashion to adopt a fiscally responsible city budget that invests in our collective joint priorities.

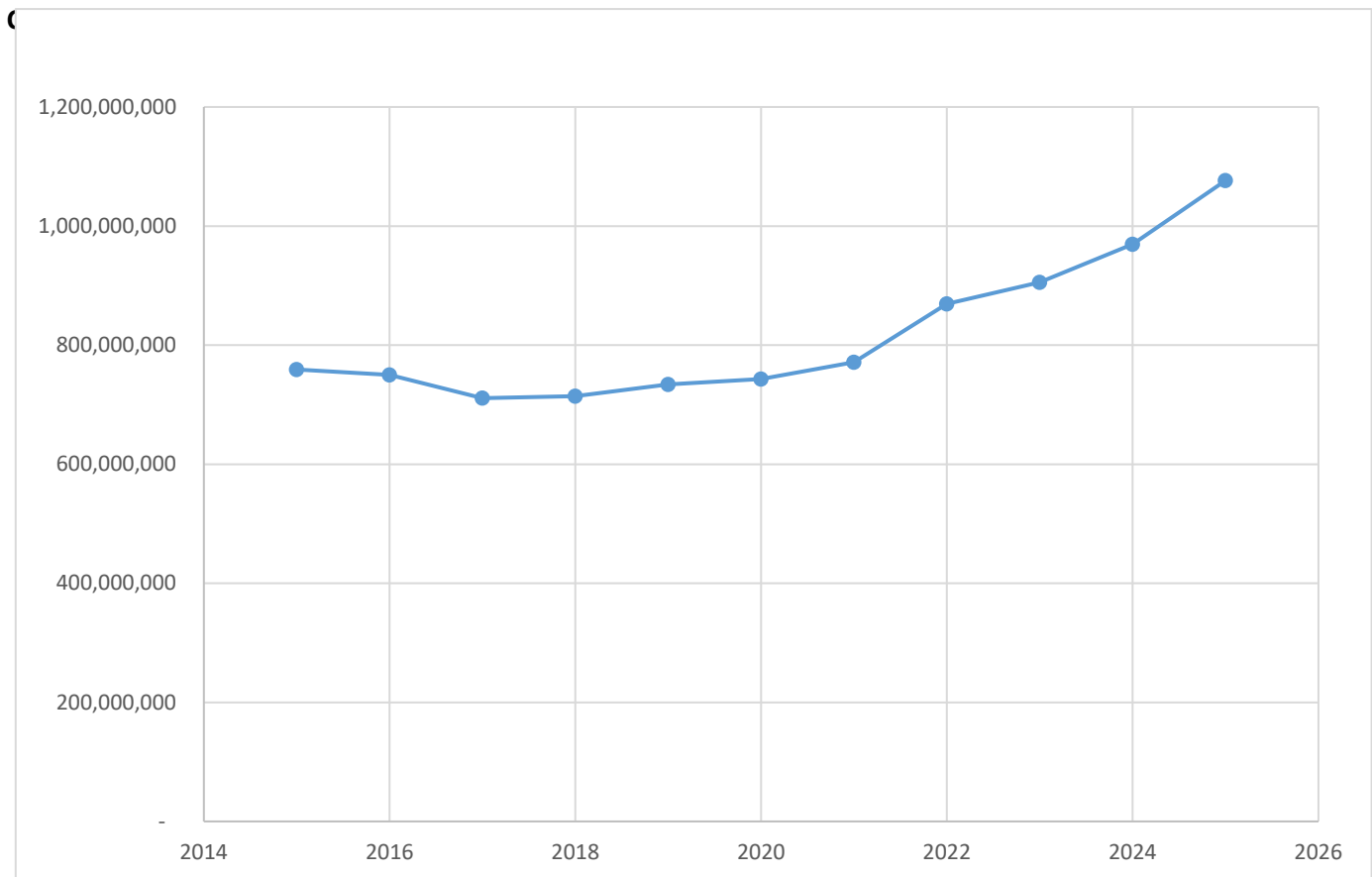
Sincerely,

The Honorable Mayor Sheldon Neeley

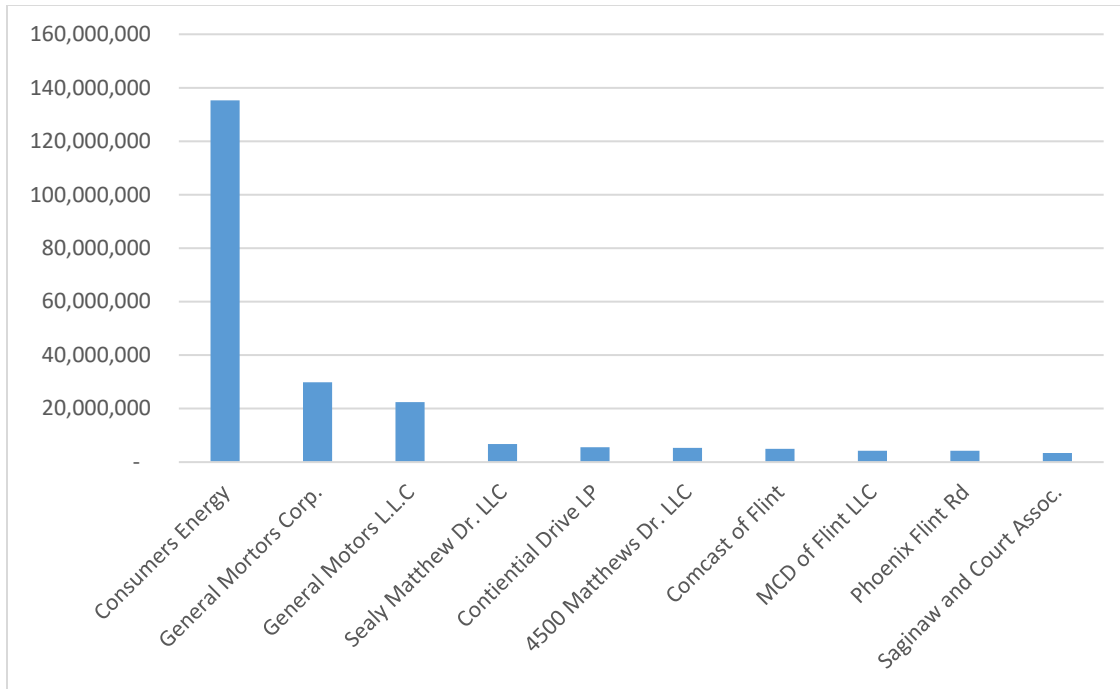
## Taxes and Fees

The City of Flint collects various revenues to support the services it provides. Some of the City's revenues are based on specific rates and fees, including property taxes, income taxes, and water and sewer rates.

Property taxes make up significant revenue for the City in the General Fund and a number of the Special Revenue funds. Property tax billing takes place twice during the year: July and December. The City has seen a 3-4% growth rate in the taxable property value over the last few years. For future projections, the City Assessor estimates an increase of 2-3% of taxable property value each year. The first chart shows the change in total taxable value and the second chart shows the largest property taxpayers in the City of Flint as of FY2024.

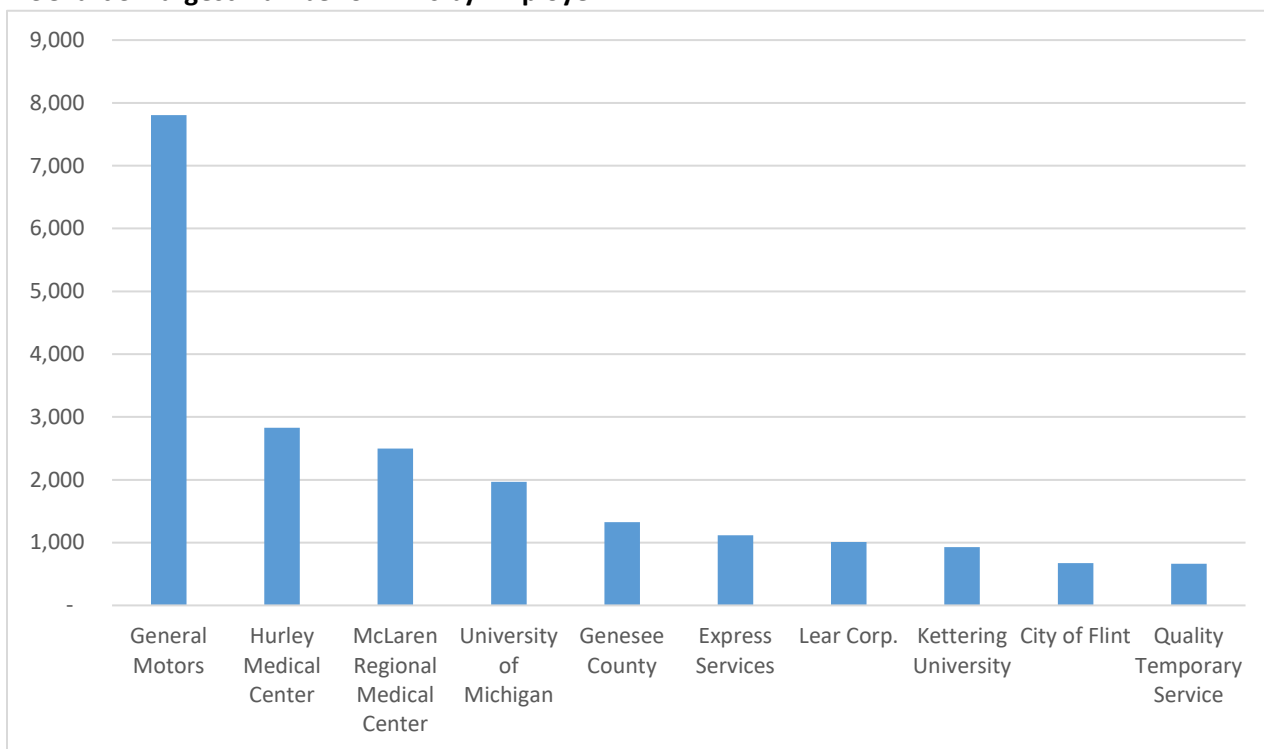


**Chart 2: Largest Property Taxpayers**



The city's largest source of revenue, other than state revenue, is the city income tax. The following chart reveals the top ten income tax payers by the number of W2's submitted to the city.

**Chart 3: Largest Number of W2's by Employer**



## Taxes and Fees, Continued

The City collects a local income tax level of 1% from residents and 0.5% from non-residents who work in the City. Income taxes are included in General Fund revenue.

The City collects a special assessment, per parcel, to cover the costs of streetlights. This revenue is in the Street Lights Fund.

The City collects a special assessment, per residential parcel, to cover the costs of waste collection. This revenue is in the Waste Collection Fund.

The City collects user charges for sewer and water services. This revenue is in the Sewer and Water Funds.

See the Master Fee Schedule in the budget resolutions for a full list. Residents will not see an increase in their street lighting or waste collection fees in FY 2027.

Rate	FY2027	FY2028
<u>Property Taxes</u>		
General Operating	7.50	7.50
Public Safety	6.00	6.00
Neighborhood Policing	2.00	2.00
Parks & Recreation	0.50	0.50
Public Improvement	2.50	2.50
Public Transportation	0.60	0.60
<b>Total City Millage</b>	<b>19.10</b>	<b>19.10</b>
DDA Millage	1.8806	1.8806
<u>Income Taxes</u>		
Resident	1.0%	1.0%
Non-Resident	0.5%	0.5%
<u>Special Assessments</u>		
Street Lights	\$64.18	\$64.18
Waste Collection	\$210.56	\$210.56
<u>Utility Rates</u>		
Water Service Charge For Residential ¾" meter	\$28.69	\$28.69
Water Metered (per CCF) For City 0-35 CCF	\$6.19	\$6.19
Sewer Service Charge For Residential ¾" meter	\$28.69	\$28.69
Sewer Metered (per CCF) For City Residential	\$4.312	\$4.312

## Governmental Funds

In addition to the General Fund, governmental funds include special revenue funds, debt service funds, and capital improvement funds. Special revenue funds account for and report the proceeds of specific revenue sources that are restricted or committed to expenditure for specified purposes other than debt service or capital projects and require separate accounting because of legal or regulatory provisions or administrative requirements. Debt service funds are used to account for and report financial resources that are restricted, committed, or assigned to expenditure for principal, interest, and related costs. There is a total of 14 governmental funds.

For FY 2026-27, this proposed budget is being presented to the City Council and residents with a biennial budget (FY 2026-27 and FY 2027-28) as well as three years of financial projections (FY 2028-29, FY 2029-30 and FY 2030-31). These projections will help facilitate long-term discussions regarding planning and city services.

State law requires that each fund is budgeted as having a positive fund balance at the end of the year.

### City of Flint – Governmental Funds

General Fund (101)

Major Streets Fund (202)

Local Streets Fund (203)

Public Safety Fund (205)

Neighborhood Policing Fund (207)

Parks & Recreation Fund (208)

Street Lights Fund (219)

Waste Collection Fund (226)

EDA Revolving Loan Fund (246)

Building Inspection Fund (249)

Drug Law Enforcement Fund (265)

Opioid Settlement Fund (288)

General Debt Service Fund (301)

Public Improvement Fund (444)

## General Fund

The General Fund is the City's primary operating fund. It accounts for all the financial resources of the primary government, except those accounted for and reported in another fund. Some property taxes, all income taxes, state general shared revenue, and some fees are deposited into the General Fund.

The FY 2026-2027 General Fund budget is balanced. In each year from FY 2026-27 through FY 2030-31, the level of ongoing general fund revenues exceeds general fund ongoing appropriations.

### General Fund-101

	FY 24 Actual	FY 25 Actual	FY 26 Budget	FY 26 Estimated	FY 27 Budget	FY 28 Forecast
<b>Revenue</b>						
Property Taxes	6,558,394	7,059,677	6,774,806	7,154,000	7,918,580	8,024,298
Marijuana Tax	531,777	640,515	951,385	951,385	640,515	640,515
State Revenue	124,090,707	30,313,488	25,242,625	25,242,625	21,972,920	22,052,050
Charges for Services	9,494,708	10,929,282	9,463,279	9,963,279	13,136,835	13,114,300
Fines and Forfeitures	128,839	174,078	93,122	127,500	110,000	110,000
Other Revenue	5,277,158	4,851,564	3,480,977	3,455,690	3,418,000	3,343,000
Transfer In	39,953,572					
Income Tax	21,064,752	24,717,186	19,460,179	22,516,100	25,988,856	26,597,850
<b>Revenue Total</b>	<b>207,099,907</b>	<b>78,685,790</b>	<b>65,466,373</b>	<b>69,410,579</b>	<b>73,185,706</b>	<b>73,882,013</b>
<b>Expenditure</b>						
Personnel Services	20,565,735	22,588,049	27,162,077	24,445,869	30,066,225	30,525,650
Pension/OPEB	130,406,735	25,281,887	24,686,643	24,686,643	19,774,351	20,861,416
Supplies/Operating Expenses	14,168,657	16,857,944	42,502,411	19,126,085	29,960,022	18,411,858
Capital Outlay	2,660,920	3,235,084	3,172,229	1,586,115	2,401,023	1,642,895
Transfers Out	90,147	4,716,317	5,182,297	5,182,297	6,650,711	436,125
<b>Expenditure Total</b>	<b>167,892,194</b>	<b>72,679,281</b>	<b>102,705,657</b>	<b>75,027,009</b>	<b>88,852,332</b>	<b>71,877,944</b>
<b>Change in Fund Balance</b>	<b>39,207,713</b>	<b>6,006,509</b>	<b>(37,239,284)</b>	<b>(5,616,430)</b>	<b>(15,666,626)</b>	<b>2,004,069</b>
<b>Beginning Fund Balance</b>	<b>14,840,689</b>	<b>54,048,402</b>	<b>59,886,603</b>	<b>59,886,603</b>	<b>54,270,173</b>	<b>38,603,547</b>
<b>Ending Fund Balance</b>	<b>54,048,402</b>	<b>60,054,911</b>	<b>22,647,319</b>	<b>54,270,173</b>	<b>38,603,547</b>	<b>40,607,616</b>

Total General Fund revenues are proposed for FY 2026-27 to be \$73.6 million. For the following four years, the proposed general fund total revenues are projected to grow at 1% in FY 2027-28.

Total General Fund proposed appropriations are \$88 million for FY 2026-27. Of this total proposed appropriations, \$17.9 million is ARPA related. Taking away this amount of ARPA, the total proposed ongoing General Fund appropriations are \$70.1 million. This figure represents the ongoing costs of operating city services in the General Fund, absent the ARPA related spending. In FY 2027-28, ongoing (non-ARPA) general fund appropriations are expected to increase to \$71.8 million.

## General Fund Revenue

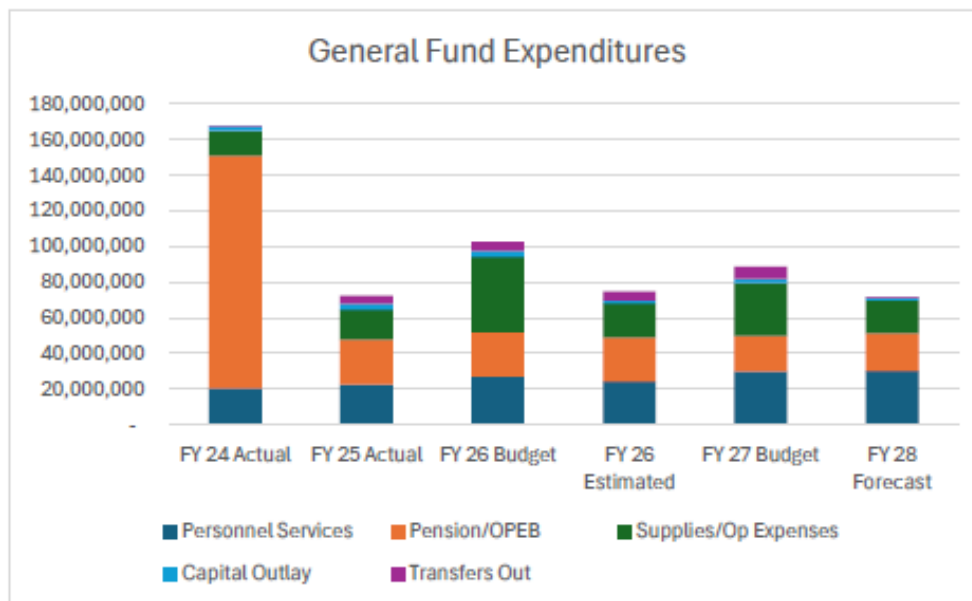
The General Fund's primary sources of revenue are state revenue sharing, income taxes, charges for services, and property taxes. Other State sources of revenue include state-shared sales taxes and grants. By ordinance and state law, the City collects a local income tax level of 1% from residents and 0.5% from non-residents who work in the City, and this is The City's second-largest revenue source in the General Fund.

### General Fund Revenue

		FY 25 Actual	FY 26 Budget	FY 26 Estimated	FY 27 Budget	FY 28 Forecast
Property Taxes	6,558,394	7,059,677	6,774,806	7,154,000	7,918,580	8,024,298
Marijuana Tax	531,777	640,515	951,385	951,385	640,515	640,515
State Revenue	124,090,707	30,313,488	25,242,625	25,242,625	21,972,920	22,052,050
Charges for Services	9,494,708	10,929,282	9,463,279	9,963,279	13,136,835	13,114,300
Fines and Forfeitures	128,839	174,078	93,122	127,500	110,000	110,000
Other Revenue	5,277,158	4,851,564	3,480,977	3,455,690	3,418,000	3,343,000
Transfer In	39,953,572					
Income Tax	21,064,752	24,717,186	19,460,179	22,516,100	25,988,856	26,597,850
<b>Total Revenue</b>	<b>207,099,907.00</b>	<b>78,685,790.00</b>	<b>65,466,373.00</b>	<b>69,410,579.00</b>	<b>73,185,706.00</b>	<b>73,882,013.00</b>

## General Fund Appropriations

The main sources of appropriations for the General Fund are personnel services, including employee wages, health insurance, payroll taxes, and retirement benefits such as pension and OPEB. Another source of expenditures is Supplies & Operating Expenses, which includes supplies, professional services, and other operating expenses. Purchases of equipment are in the Capital Outlay expenditure category.

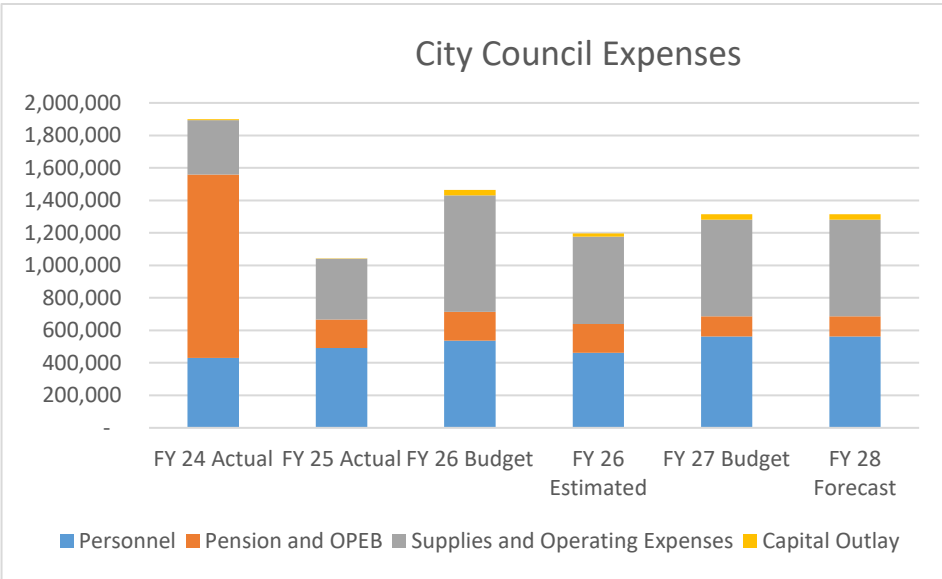


## General Fund Transfers

This proposed General Fund budget calls for \$5.8 million in transfers to other funds. A budget transfer of \$4.7 million is proposed from the General Fund, using ARPA dollars, into the capital improvement fund. This transfer will be for the public safety training center. A second transfer of \$400,000 is proposed from the General Fund, of city dollars, into the parks and recreation fund to sustain operations.

Legislative Department

The City Council is the board of officials elected by Flint residents and vested with the legislative power of the City of Flint. The City is split into nine (9) wards, and residents of each ward elects a councilmember to represent their interests in city government. The City Council is responsible for the adoption of ordinances and resolutions in accordance with the City Charter and State law and exercises general oversight over City affairs. At meetings of the City Council and its committees, the City Council reviews proposals from the Administration and offers citizens an opportunity to make suggestions for the improvement of the City and City operations. Pursuant to the Flint City Charter, the City Council adopts an annual City budget, designating appropriations and the amount to be raised by taxation for general purposes. The Council also works with other governmental, business, and community groups to resolve regional and neighborhood issues.

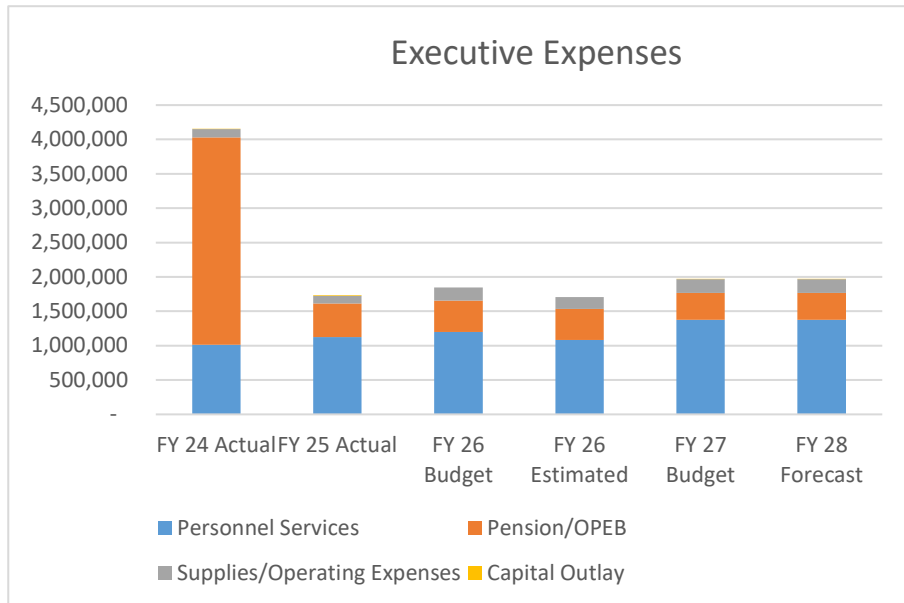


City Council

	FY 24 Actual	FY 25 Actual	FY 26 Budget	FY 26 Estimated	FY 27 Budget	FY 28 Forecast
<b>Revenue</b>						
Other Revenue	271	(50,870)				
<b>Revenue Total</b>	271	(50,870)	-	-	-	-
<b>Expenditure</b>						
Personnel Services	430,169	491,117	536,040	461,099	562,202	562,202
Pension and OPEB	1,128,543	175,888	177,501	177,501	125,011	125,011
Supplies and Operating Expenses	334,476	373,728	717,224	537,918	593,376	593,376
Capital Outlay	6,666	1,395	32,793	19,676	33,793	33,793
<b>Expenditure Total</b>	1,899,854	1,042,128	1,463,558	1,196,194	1,314,382	1,314,382

Executive Department – Mayor's Office and City Administrator

The Mayor’s Office works to implement the Mayor’s vision for Flint. The Mayor is elected by the citizens of Flint and is, in turn, directly responsible to them. The Mayor’s Office directly oversees the City Administrator, who oversees the rest of the departments in the City. However, the Mayor still plays an active role in determining the direction of all the departments. They also work closely with the City Council to discuss critical decisions and plans for the City.



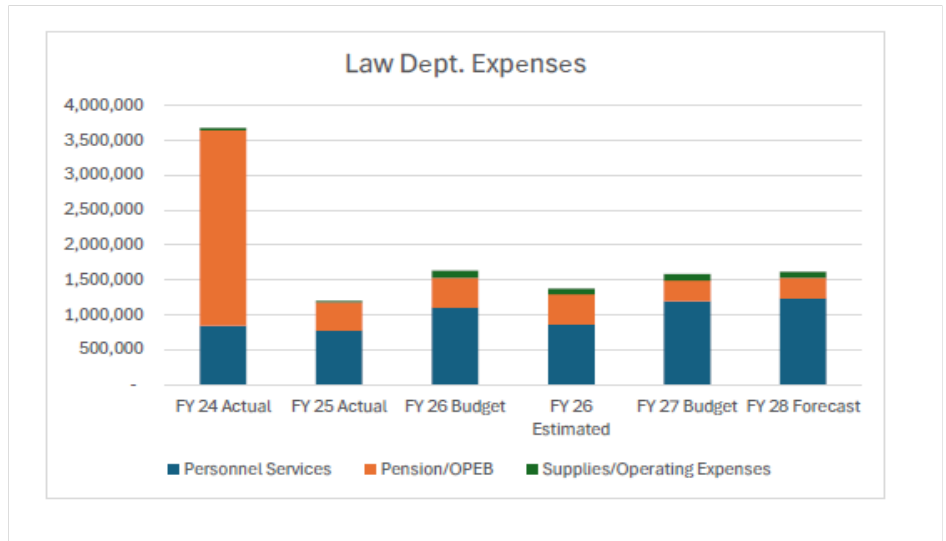
The City Administrator oversees the day-to-day operations of the City of Flint. He oversees every department and ensures everyone is working toward the goals set by the City Council and the Mayor. This work includes receiving input from citizens to understand their needs and concerns and then communicating these to the Mayor and City employees.

**Executive Dept**

	FY 24 Actual	FY 25 Actual	FY 26 Budget	FY 26 Estimated	FY 27 Budget	FY 28 Forecast
<b>Revenue</b>						
Other Revenue	1,997		1,000	-	-	-
<b>Revenue Total</b>	1,997	-	1,000	-	-	-
<b>Expenditure</b>						
Personnel Services	1,012,959	1,124,894	1,200,792	1,080,713	1,441,054	1,426,028
Pension/OPEB	3,017,311	490,602	455,175	455,175	392,478	392,478
Supplies/Operating Expe	122,509	110,796	189,548	170,593	199,283	199,283
Capital Outlay	1,990	6,576	-	-	2,097	2,097
<b>Expenditure Total</b>	4,154,769	1,732,868	1,845,515	1,706,481	2,034,912	2,019,886
<b>Mayor</b>	2,780,041	1,233,842	1,303,604	1,205,395	1,372,499	1,353,919
<b>City Administrator</b>	1,374,728	499,026	547,911	506,633	662,413	665,967

## Law Department

The Law Department provides quality legal services to the City’s elected and appointed officials, employees, and agencies. They also provide comprehensive training and representation for the City and its officials and employees. In addition, the Law Department provides compliance support to the City’s line departments on multiple issues to ensure that the City and its officials and employees are satisfying a variety of legal requirements.



The Law Department, either through staff attorneys or by retaining outside counsel, provides legal representation to the City, its elected and appointed officials, and its employees and volunteers, to defend against civil litigation in state and federal courts as well as in administrative proceedings. We also represent the City’s interest in Bankruptcy Court proceedings to recoup funds owed to the City and appear before the Michigan Tax Tribunal on tax assessment disputes. The Law Department prosecutes violations of City of Flint ordinances and prosecutes nuisance abatement actions to address blight.

In the last year, the Law Department has focused on vigorously defending the City in ongoing litigation. Multiple cases have been dismissed outright, while other cases have ended with settlements that limit the City’s exposure to potentially ruinous adverse verdicts. The Law Department has also aggressively supported the City’s blight elimination efforts, securing numerous judicial orders allowing City departments to clean up and address some of the City’s worst-blighted properties. The Law Department has also worked to return its activities in-house as much as possible, including but not limited to bankruptcy, tax tribunal, and collections matters, allowing us to represent the City more directly and economically in these areas.

Moving forward, we intend to continue providing high-quality, economical, and effective legal counsel and representation for the City of Flint. In particular, the Law Department will continue to prioritize representing the City, its officials, and employees in various courts, and assisting other City departments in providing effective and efficient services to the City’s residents and improving our City.

### Law

	FY 24 Actual	FY 25 Actual	FY 26 Budget	FY 26 Estimated	FY 27 Budget	FY 28 Forecast
<b>Revenue</b>						
Charges for Services	10,942	5,958	1,000	1,000	7,800	7,800
Other Revenue	34,378	25,000	-	-	-	-
<b>Revenue Total</b>	<b>45,320</b>	<b>30,958</b>	<b>1,000</b>	<b>1,000</b>	<b>7,800</b>	<b>7,800</b>

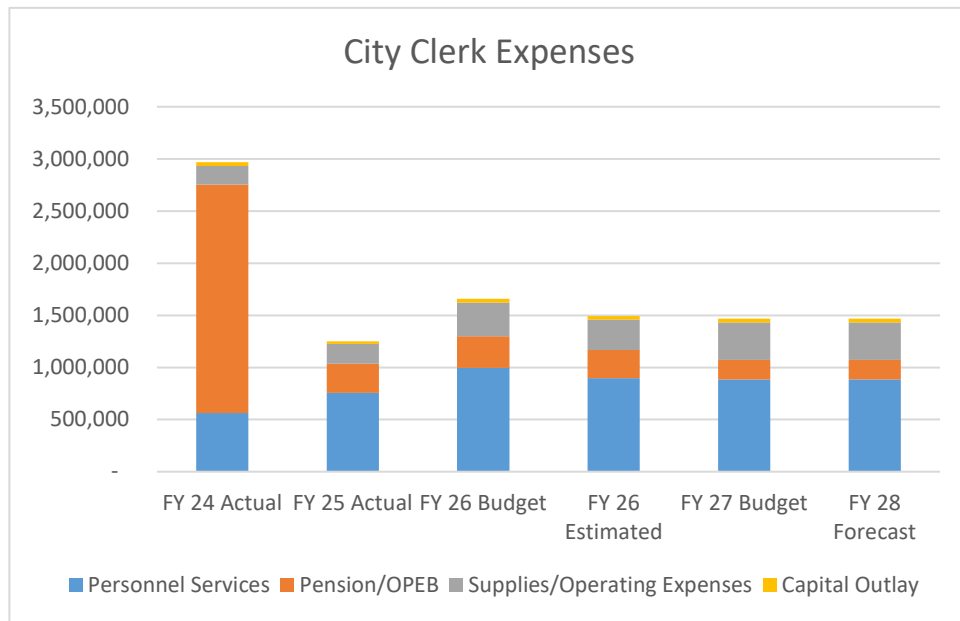
<b>Expenditure</b>						
Personnel Services	843,227	771,916	1,101,465	863,535	1,197,090	1,231,682
Pension/OPEB	2,802,274	407,741	430,832	430,832	294,329	294,329
Supplies/Operating Expenses	29,220	21,635	100,400	80,320	90,700	90,700
Capital Outlay	78,038	12,992	-	-	10,000	10,000
<b>Expenditure Total</b>	<b>3,752,759</b>	<b>1,214,284</b>	<b>1,632,697</b>	<b>1,374,687</b>	<b>1,592,119</b>	<b>1,626,711</b>

## Office of City Clerk

The City Clerk’s Office is responsible for maintaining records of City Council proceedings, providing licenses to local businesses, overseeing elections, and other administrative duties. By keeping track of these records, the office operates as a librarian for some aspects of city business. They also publish all city ordinances, and once every ten years they must publish a comprehensive book containing all current ordinances.

The Licensing division works with businesses to ensure that they are operating in a safe and ethical way. This helps protect residents of the City from fraudulent or unsafe business practices. They have a team of investigators who respond to complaints about businesses or services to ensure all laws and regulations are followed.

The Election division maintains voter registration records, helps new voters register for the first time and educate them on the process, and issues absentee ballots. They also administer all elections in accordance with Federal, State and local laws.



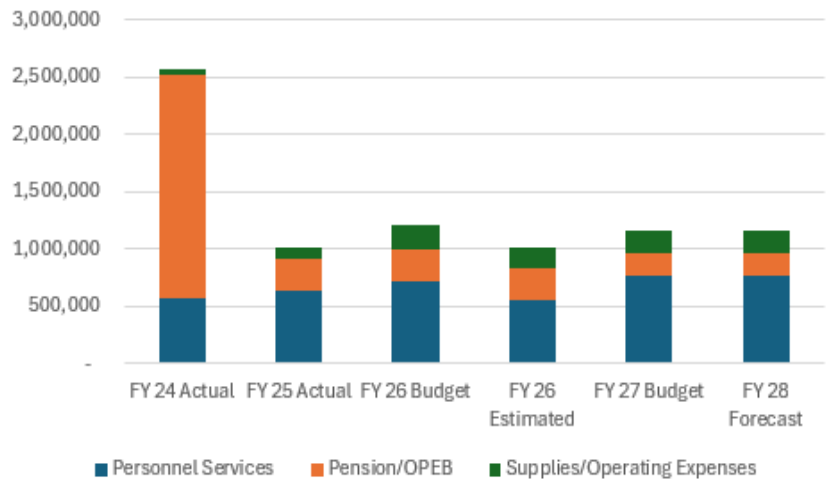
### Clerk

	FY 24 Actual	FY 25 Actual	FY 26 Budget	FY 26 Estimated	FY 27 Budget	FY 28 Forecast
<b>Revenue</b>						
Charges for Services	746,165	671,871	528,850	475,965	630,000	630,000
Other Revenue	22,296	118,029	-	-	-	-
<b>Revenue Total</b>	<b>768,461</b>	<b>789,900</b>	<b>528,850</b>	<b>475,965</b>	<b>630,000</b>	<b>630,000</b>
<b>Expenditure</b>						
Personnel Services	562,524	754,958	995,269	895,742	884,220	884,221
Pension/OPEB	2,192,459	281,040	302,563	272,307	188,288	188,288
Supplies/Operating Expenses	177,690	190,660	323,700	291,330	358,600	193,300
Capital Outlay	34,991	23,044	38,000	34,200	38,000	
<b>Expenditure Total</b>	<b>2,967,664</b>	<b>1,249,702</b>	<b>1,659,532</b>	<b>1,493,579</b>	<b>1,469,109</b>	<b>1,265,809</b>
<b>Clerk</b>	<b>1,405,738</b>	<b>488,497</b>	<b>763,385</b>	<b>687,046</b>	<b>607,978</b>	<b>599,978</b>
<b>Elections</b>	<b>1,561,926</b>	<b>761,205</b>	<b>896,147</b>	<b>806,533</b>	<b>861,131</b>	<b>665,831</b>
<b>Total</b>	<b>2,967,664</b>	<b>1,249,702</b>	<b>1,659,532</b>	<b>1,493,579</b>	<b>1,469,109</b>	<b>1,265,809</b>

## Human Resources Department

The Human Resource & Labor Relations Department is a support services department dedicated to helping the city achieve its human resource goals using a proactive, innovative, and consultative approach. The Human Resources Department is responsible for keeping all other City departments properly staffed, through retention and recruitment, and sets all employee policies. They are also the primary negotiators on behalf of the City for all collective bargaining negotiations and they worked with unions (1600, 1799, FPOA, POLC- Police Sergeant's, Lts./Captains, Local 352) to determine the new contracts. They handle all employer-employees disputes and disciplinary issues for the City.

### Human Resources Expenses



Currently, the human resource/labor relations team consists of eight (8) employees. The staff of this department is responsible for various functions that affect every department of the City in the following:

- Organizational Structure.
- Recruiting and Onboarding New Employees.
- Performance Management.
- Employee Compensation and Benefits.
- Training and Development.
- Employee and Labor Relations.
- Workplace Safety and Health Issues.
- Employee Satisfaction.

These functions include: contract bargaining process for six unions; policy and procedure development and implementation; employee relations to include investigations such as sexual harassment and discrimination; settling grievances with union leaders on behalf of their employees; recruitment, selection, development, and retention; onboarding of new employees; personnel changes for payroll; benefit management; manage COVID-19 policies and procedures based on recommendations from the Genesee County Health Department and CDC; manage the CDL program to include medical recertification and the City's random drug testing policy required under DOL; verifications of employment or prior employment from various companies and organizations; manage the City's worker's compensation plan; responding to FOIAs, PERA request, and legal request; training of staff; manage the City's Employee Assistant Program (EAP); maintain seniority list and pull the seniority list as requested from departments or unions; responsible for layoffs and recalls; safety; compliance with City ordinance and charters as it relates to human resource functions; employee records management; maintaining the City's classification and compensation plan; maintain compliance with state and federal regulations (EEOC, ADA, FMLA, FLSA, etc.)

Human Resources Department (continued)

**Human Resources**

	<b>FY 24 Actual</b>	<b>FY 25 Actual</b>	<b>FY 26 Budget</b>	<b>FY 26 Estimated</b>	<b>FY 27 Budget</b>	<b>FY 28 Forecast</b>
<b>Revenue</b>						
Other Revenue	109,088					
<b>Revenue Total</b>	109,088	-	-	-	-	-

<b>Expenditure</b>						
Personnel Services	571,817	637,607	710,802	546,150	762,095	833,417
Pension/OPEB	1,944,208	278,357	283,147	283,147	207,188	207,188
Supplies/Operating Expenses	63,071	96,430	221,120	176,896	182,725	182,725
Capital Outlay	159,556	18,816				
<b>Expenditure Total</b>	2,738,652	1,031,210	1,215,069	1,006,193	1,152,008	1,223,330

## Finance Department

Finance's mission is to develop and control the financial management functions of the City, including accounting and budget functions. The department maintains multiple financial management systems, which are used to monitor and meet financial reporting requirements to ensure fiscal stability and proper utilization of public monies.

Investment and management of City funds are also significant policies and operational activities through which Finance maximizes City resources by maintaining the City's portfolios in the most advantageous positions. This includes ongoing analysis of individual investments and general trends that impact the returns on investments, including analysis of City disbursement and collection activities to ensure sound and prudent fiscal management. Financial management responsibilities include risk management and the assets of the General Fund and enterprise or special revenue funds.

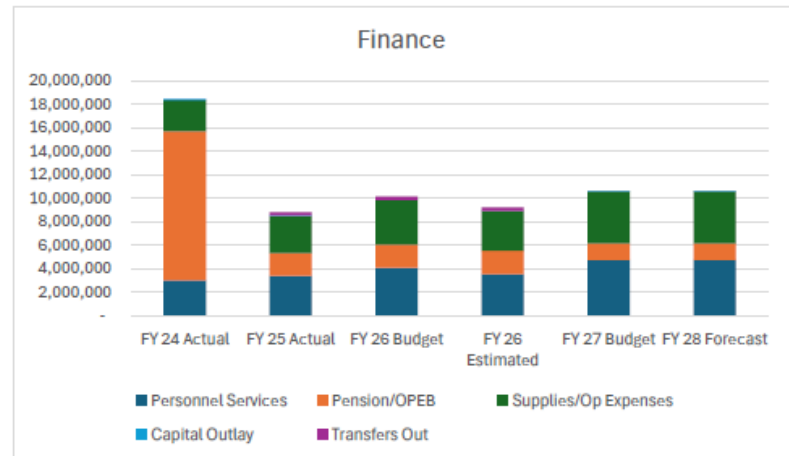
Budget responsibilities include the preparation of policy recommendations and coordination of budget development and budget monitoring to ensure conformance with the state Uniform Budget and Accounting Act and the City Charter. This process includes revenue and expenditure analysis, policy and budgetary alternatives development, and coordination between the Mayor and departments on budget development and financial and operational issues. Finance also assists in union contract negotiations and provides cost-benefit analyses on adopted projects for Mayoral review. In addition, Finance includes the Purchasing, Customer Service Center, Assessment, Information Technology, Facilities divisions, and general finance functions such as payroll, accounting, and accounts payable.

The Purchasing division is responsible for acquiring goods and services for the City. The division issues purchase orders, helps to develop term contracts, and acquires supplies and services. They maintain a competitive bidding process that businesses are encouraged to participate in. They dispose of all surplus property and equipment. They are responsible and accountable for the expenditure of public funds.

The Customer Service Center is responsible for billing and collecting revenues, including real property taxes, personal property taxes, City income taxes, water and sewer bills, license and permit fees, and other bills.

The Assessment Division is responsible for the appraisal of and determination of actual cash value and taxable value for all real and business personal property. The office oversees the preparation of the Assessment and Tax rolls used in the billing/collecting of taxes. Additionally, they handle ownership changes, address changes, property splits/combinations, exemptions (Principal Residence, Hardship, Disabled Veterans, Small Business, Non-Profit), and all the documentation required.

The Facilities division is responsible for the maintenance of all City-owned buildings. This includes snow removal and lawn care maintenance for those properties.



Finance Department, continued

**Finance**

	FY 24 Actual	FY 25 Actual	FY 26 Budget	FY 26 Estimated	FY 27 Budget	FY 28 Forecast
<b>Revenue</b>						
Income Tax	10	558				
Charges for Services	837,566	620,099	632,960	601,312	782,960	782,960
Other Revenue	154,299	16,820	49,000	129,000	28,000	28,000
<b>Revenue Total</b>	<b>991,875</b>	<b>637,477</b>	<b>681,960</b>	<b>730,312</b>	<b>810,960</b>	<b>810,960</b>

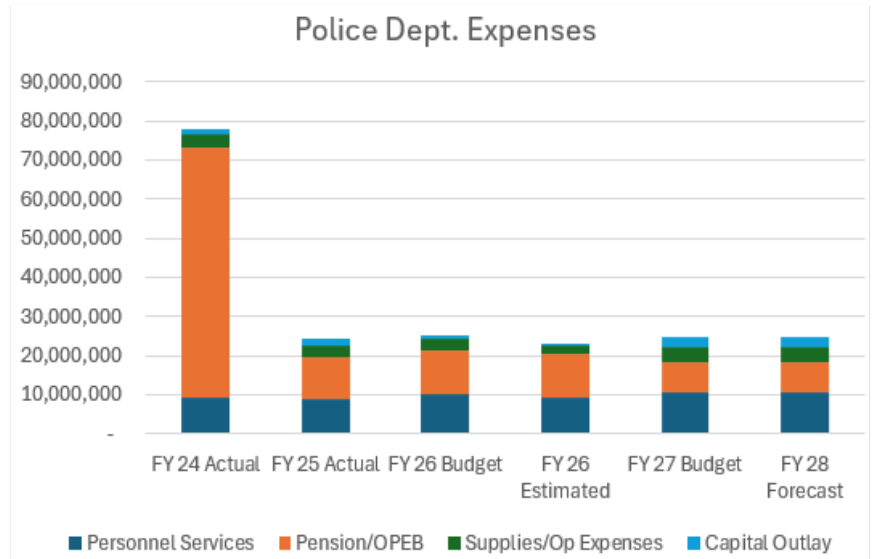
<b>Expenditure</b>						
Personnel Services	2,989,807	3,386,271	4,071,205	3,523,178	4,826,998	4,855,597
Pension /OPEB	12,700,918	1,935,841	1,981,229	1,981,229	1,402,618	1,402,618
Supplies/Operating Expenses	2,627,375	3,134,665	3,757,400	3,381,660	4,470,650	4,500,150
Capital Outlay	119,904	40,499	15,650	12,500	20,000	20,000
Transfers Out	-	310,586	310,586	310,586	-	-
<b>Expenditure Total</b>	<b>18,438,004</b>	<b>8,807,862</b>	<b>10,136,070</b>	<b>9,209,153</b>	<b>10,720,266</b>	<b>10,778,365</b>

<b>Finance</b>	3,965,646	2,022,851	2,152,566	1,955,719	2,112,070	2,142,070
<b>Treasurer</b>	7,614,934	3,362,475	3,441,650	3,126,920	3,881,007	3,879,606
<b>Assessor</b>	3,317,907	1,215,847	1,310,742	1,190,878	1,325,969	1,325,969
<b>Purchasing</b>	740,413	229,125	297,374	270,180	427,450	427,450
<b>Facilities</b>	2,799,104	1,977,564	2,933,738	2,665,455	2,973,770	3,003,270
<b>Total</b>	<b>18,438,004</b>	<b>8,807,862</b>	<b>10,136,070</b>	<b>9,209,153</b>	<b>10,720,266</b>	<b>10,778,365</b>

## Police Department

The Police Department works to enforce local, state, and federal laws to keep all residents, businesses, and visitors safe and secure. The department is split into different bureaus that each serve the city in its own way.

**The Patrol Operations Bureau** is the most visible part of the police department. It is made up of uniformed officers who respond to 911 calls and patrol the city to detect and prevent crime. This division is made up of the Traffic Bureau, four different patrol squads, and other support services.



**The Criminal Investigations Bureau** is a team of detectives that investigates crimes throughout the city. They work together with detectives from the Michigan State Police to fully investigate crimes and collect all the facts. This evidence is then presented to a prosecutor’s office to determine if any criminal charges will be filed.

**Records Division** is the primary point of contact for customer service and is staffed by civilian employees who serve as an extension of a sworn police officer. During 2025, the Police Department conducted a major reorganization of the Records Division to improve customer service. This reorganization primarily included an increase in the number of employees during normal business hours and the procurement of Customer Service Kiosks.

The Police Department continues to provide training to help officers improve public safety and better protect the people of Flint, and the city ensures that officers have the protection they need to be safe while patrolling the streets.

To reduce violent crime and improve public safety, the Police Department has undertaken several new initiatives, specifically Zero Tolerance traffic initiatives, partnering with County, State, and Federal agencies.

**Community Engagement** continues to be of utmost importance to the department’s mission to bridge the gap between the department and the community and improve community trust. The department invested in the community by creating a Community Engagement Officer position. The department will continue to partner with community and neighborhood associations.

### Police

	FY 24 Actual	FY 25 Actual	FY 26 Budget	FY 26 Estimated	FY 27 Budget	FY 28 Forecast
<b>Revenue</b>						
State Revenue	887,452	97,592	83,000	83,000	80,000	80,000
Charges for Services	974,396	846,378	742,750	594,200	726,575	726,575
Other Revenue	206,380	1,585,818	350,000	280,000	315,000	315,000
<b>Revenue Total</b>	<b>2,068,228</b>	<b>2,529,788</b>	<b>1,175,750</b>	<b>957,200</b>	<b>1,121,575</b>	<b>1,121,575</b>

	FY 24 Actual	FY 25 Actual	FY 26 Budget	FY 26 Estimated	FY 27 Budget	FY 28 Forecast
<b>Expenditure</b>						
Personnel Services	9,265,240	8,909,511	10,340,717	9,546,837	10,537,174	10,537,174
Pension and OPEB	64,094,584	10,994,629	10,857,040	10,857,040	7,918,432	7,918,432
Supplies and Operating Expenses	3,386,335	2,654,727	3,371,404	2,432,873	3,980,561	3,980,561
Capital Outlay	1,169,272	1,886,999	869,972	280,000	2,248,618	2,248,618
<b>Expenditure Total</b>	<b>77,915,431</b>	<b>24,445,866</b>	<b>25,439,133</b>	<b>23,116,750</b>	<b>24,684,785</b>	<b>24,684,785</b>

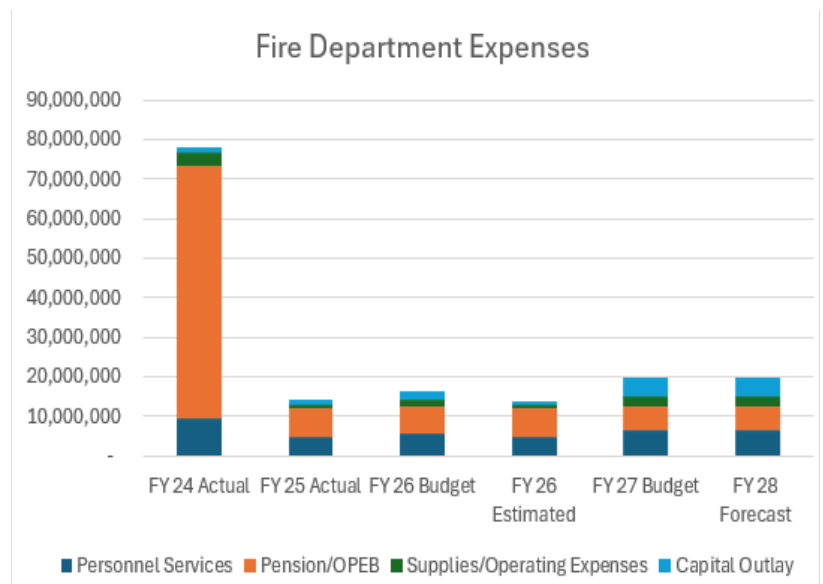
## Fire Department

The Flint Fire Department (FFD) is Genesee County's only full-time fire department providing fire and emergency medical services to the citizens of the City of Flint. FFD recognizes that emergencies may occur at any time and is committed to providing quality service before, during, and after the emergency.

The FFD is on the front-line in creating an informed first responder community by providing fire prevention and education programs to ensure that the community is well equipped to respond in the event of an emergency in and outside of the home. These programs provide smoke alarms, carbon monoxide detectors, second-story escape ladders and fire prevention and education programs in the community for adults, children, and seniors. Flint Fire reaches over 600 students (K-3rd grade) each year with our Fire Safety House initiative and over 200 students (4th - 6th grade) each year.

By introducing inner-city youth to a career in the fire service and providing training in its application, FFD is assisting in the improvement of the city's economic condition. Career development will enable FFD to provide highly trained community members who are self-sustaining, responsible, and employable. FFD employs highly trained State of Michigan-certified trainers to conduct Fire and EMS courses. All Fire personnel are State of Michigan Certified as Emergency Medical Technicians or Paramedics. The department also participates in career fairs in schools and colleges.

Through our First Aid and Cardiopulmonary Resuscitation (CPR) programs, FFD is assisting in the development of skills to handle crises. Courses in CPR, First Aid, Automated External Defibrillator (AED) and Fire Safety are conducted in local churches, schools, senior centers, and neighborhood associations throughout the community. FFD believes in making community members feel safe with what they can control.



### Fire

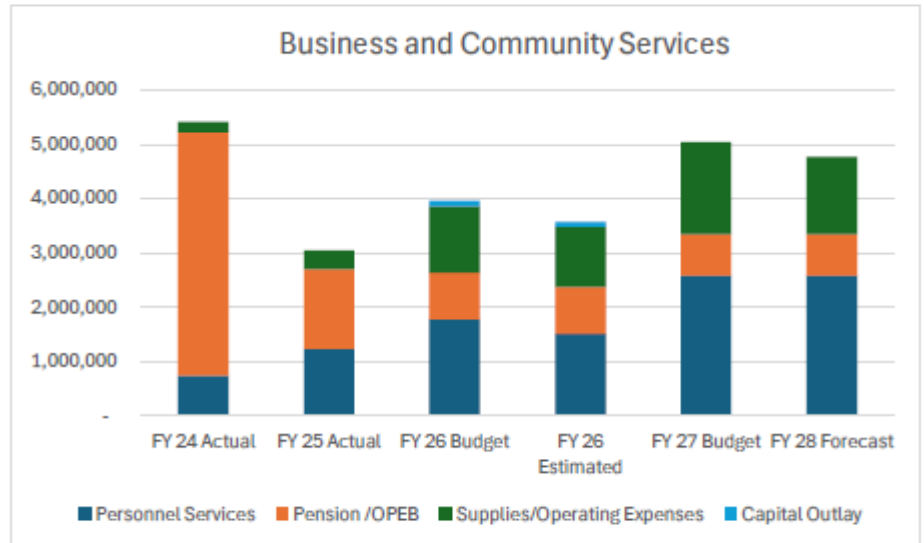
	FY 24 Actual	FY 25 Actual	FY 26 Budget	FY 26 Estimated	FY 27 Budget	FY 28 Forecast
<b>Revenue</b>						
State Revenue	1,008,322	2,881,466	1,325,534	1,325,534	1,000,000	1,000,000
Charges for Services	199,429	76,626	83,820	98,100	117,500	117,500
Other Revenue	68,725	69,215	15,000	15,000	15,000	15,000
<b>Revenue Total</b>	<b>1,276,476</b>	<b>3,027,307</b>	<b>1,424,354</b>	<b>1,438,634</b>	<b>1,132,500</b>	<b>1,132,500</b>

### Expenditure

Personnel Services	9,265,240	4,722,197	5,393,332	4,749,192	6,657,216	6,148,756
Pension/OPEB	64,094,584	7,206,675	7,256,110	7,256,110	5,945,837	6,997,874
Supplies/Operating Expenses	3,386,335	1,077,594	1,710,100	855,050	2,135,000	2,110,000
Capital Outlay	1,169,272	969,334	2,097,236	1,048,618	1,419,265	1,262,887
<b>Expenditure Total</b>	<b>77,915,431</b>	<b>13,975,800</b>	<b>16,456,778</b>	<b>13,908,970</b>	<b>16,157,318</b>	<b>16,519,517</b>

## Business and Community Services

The Department of Business and Community Services, previously known as the Planning and Development Department, through partnerships with businesses, local non-profits, other units of local government, and citizens, continues Flint's transformation into a safe, healthy, and sustainable city. They achieve these goals through multiple divisions (Community Services, Business Services, Operations, and Building Safety Inspections) that work independently and collaboratively, sharing the Department's vision as a resource for redevelopment of commercial, residential, and community development projects, and providing services that reflect the needs of its citizens.



The Business Services Division is comprised of the divisions of Zoning, Economic Development, and Licensing; all crucial components to building Flint's fiscal ecosystem. The Business Services team leads all phases of new development as well as updates to existing structures from concept phase through post-construction review. Their goal is to provide a streamlined development process integrating internal teams, external partners, and applicants, allowing new projects to flourish. This team supports five boards/commissions including the Planning Commission, Zoning Board of Appeals, Historic District Commission, Economic Development Corporation, and the Brownfield Redevelopment Authority. Through internal programs and partnerships with their respective boards, this team serves as the principal for updating zoning ordinances, updating and complying with the Comprehensive and Capital Improvement Plans, as well as preserving historical structures within the City. The goal of this team is to direct neighborhood stabilization, residential and commercial growth, and guide the revitalization of modernizing Flint's economic footprint.

The Community Services Division encompassing Community Development, Neighborhood Implementation, Parks, and Housing continues to be an essential part of the City of Flint's mission. This division oversees Federal grants and neighborhood initiatives that support community development and housing needs while working to enhance quality of life across the city.

The Community Services staff manages federal grant programs including CDBG, ESG, HOME, HOME-ARP, and Choice, overseeing distribution, monitoring compliance and maintaining required documentation. The Community Development Block Grant program addresses public services, blight elimination, housing improvements, and economic development through strategic allocation and oversight of subrecipient agreements. The Emergency Solutions Grant program focuses on preventing homelessness and supporting those experiencing housing instability through rapid re-housing and emergency shelter operations.

Staff coordinate with contractors and community partners to implement housing rehabilitation, neighborhood improvement projects, and parks programming through Flint. This team processes residents' concerns, handles contract approvals, and manages budgets for various initiatives while supporting citywide planning efforts. Working across departments, they ensure successful project implementation while maintaining compliance with federal, state, and local

requirements. Looking ahead, the division is preparing to launch several new initiatives: HOME-ARP scattered site project, ARPA Roof Repair Program, and Down Payment Assistance Program launching in 2026.

The Building and Safety Inspections team is responsible for protecting the health and welfare of the community through building plan review, inspections, permitting, and enforcement of safe and compliant structures. This division works directly with the Business and Community Services team, ensuring all proper codes and ordinances are complied with. The division consists of state-licensed inspectors who ensure all buildings in Flint are safe for residents, employees, and visitors.

The Office of Blight Elimination and Neighborhood Stabilization works to keep the City beautiful. The office provides cleanup crews, dumpsters, and supplies to residents planning to clean up their properties. Beginning in 2020, the City renewed its campaign to fight blight.

**Business and Community Services**

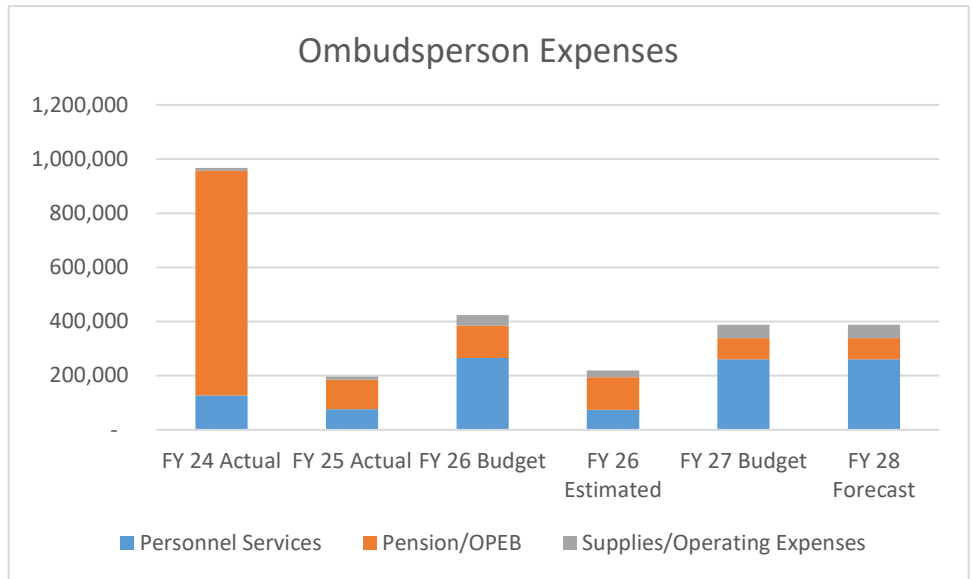
	FY 24 Actual	FY 25 Actual	FY 26 Budget	FY 26 Estimated	FY 27 Budget	FY 28 Forecast
<b>Revenue</b>						
Charges for Services	215,635	221,943	60,000	60,000	220,000	220,000
Other Revenue	54,509	46,196			25,000	25,000
Fines and Forfeitures	55,994	108,468			110,000	110,000
<b>Revenue Total</b>	<b>270,144</b>	<b>268,139</b>	<b>60,000</b>	<b>60,000</b>	<b>245,000</b>	<b>245,000</b>
<b>Expenditure</b>						
Personnel Services	740,518	1,234,659	1,773,637	1,507,591	2,589,491	2,589,491
Pension /OPEB	4,488,071	1,464,610	867,527	867,527	759,472	759,472
Supplies/Operating Expenses	189,162	348,893	1,225,516	1,102,964	1,694,787	1,425,000
Capital Outlay			97,578	97,578		
<b>Expenditure Total</b>	<b>5,417,751</b>	<b>3,048,162</b>	<b>3,964,258</b>	<b>3,575,661</b>	<b>5,043,750</b>	<b>4,773,963</b>
<b>Planning</b>	<b>2,373,445</b>	<b>1,747,258</b>	<b>1,395,322</b>	<b>1,258,545</b>	<b>1,764,372</b>	<b>1,764,372</b>
<b>Blight Removal</b>	<b>2,532,885</b>	<b>1,068,703</b>	<b>2,151,184</b>	<b>1,940,314</b>	<b>2,965,685</b>	<b>2,696,898</b>
<b>Cannabis Compliance</b>	<b>516,496</b>	<b>239,478</b>	<b>317,752</b>	<b>286,604</b>	<b>313,693</b>	<b>313,693</b>

## Office of the Ombudsperson

The 2018 City Charter created the Ethics and Accountability Board to investigate complaints against public servants and city agencies for failure to adequately perform services as required by the City of Flint Charter. The board is also responsible for appointing an Ombudsperson. While the City used to have an Ombudsperson, the position was cut in 2011. The new charter guarantees \$250,000 in funding for the department.

Flint residents can file complaints with the

Ombudsperson concerning issues with the City government. The Ombudsperson is then responsible for investigating these complaints. These complaints can range from problems with City services to ethical complaints about City employees. In addition to responding to complaints, it is the role and duty of the Ethics and Accountability Board and the Ombudsperson to conduct performance audits to ensure that the city government is operating efficiently and effectively, seek to have provisions of the City of Flint Charter enforced, and provide recommendations when a pattern and practice of misconduct is identified.



### Ombudsperson

	FY 24 Actual	FY 25 Actual	FY 26 Budget	FY 26 Estimated	FY 27 Budget	FY 28 Forecast
<b>Expenditure</b>						
Personnel Services	127,423	76,243	264,918	73,716	254,893	278,099
Pension/OPEB	829,414	108,565	120,152	120,152	78,466	1,202,819
Supplies/Operating Expenses	10,840	12,061	39,000	25,500	49,000	49,000
Capital Outlay	995	995	-	-	-	-
<b>Expenditure Total</b>	<b>968,672</b>	<b>197,864</b>	<b>424,070</b>	<b>219,368</b>	<b>382,359</b>	<b>1,529,918</b>

## Major Street & Local Street Funds

The Major and Local Street Funds account for the maintenance and improvement activities for streets within the City. Funding is primarily through state-shared gas and weight taxes. Vehicle registration fees provide an additional source of revenue for the State of Michigan. The revenue generated is then distributed among counties and cities in Michigan.

The Street funds are part of the Transportation Division of the City's Department of Public Works (DPW). The Transportation Division is responsible for managing much of the public infrastructure of the City. Oversight includes planning, design, maintenance, and construction of major and local street systems and bridges. Transportation encompasses three operational divisions: Transportation Administration, Traffic Engineering, and Street Maintenance.

The Administrative staff issues Metro Act Permits that grant telecommunications providers access to and ongoing use of the public right-of-way. Administrative staff also manage the local Transportation Improvement Program (TIP) which involves planning, financing, and constructing major street road projects which are typically funded with federal pass-through dollars, State contributions, and local revenues which pay for the local share of project costs.

The Traffic Engineering Division promotes pedestrian and traffic safety and utilizes the best practices and innovative approaches to perform traffic control maintenance activities. The division installs, maintains, repairs, and utilizes traffic control devices to facilitate the efficient movement of vehicles and people and to improve traffic flow. Traffic Engineering's primary functions involve the design, construction, maintenance, and historical archiving of all traffic signals, signs, and pavement markings within the City.

The Street Maintenance Division is responsible for performing maintenance and preservation activities within the public right-of-way. Street Maintenance currently maintains 152.32 miles of major streets and 353.89 miles of local streets. Maintenance of city-owned streets includes paving, pothole patching, repairing pavement breaks, preventative maintenance, plowing, and sweeping. The City is responsible for winter maintenance of local streets.

The state of Michigan collects and distributes proceeds from the various transaction taxes and fees and distributes part of those monies to local governments. The formula to distribute money was passed in 1951 and is known generally as Act 51. In 2025, the Michigan legislature made major changes to the gas and weight tax. The state eliminated the 6 percent sales tax on gasoline and instead raised the gasoline tax to. After some deductions, 21.9 percent of the funding is distributed to cities and villages for the preservation and construction of roads. The formula is based on population and street and road mileage.

The major and local street budgets are balanced over the budget horizon. This proposed budget calls for an ongoing transfer from the major streets fund to the local streets fund as is allowed under Michigan law.

Major & Local Street Funds, continued

Major Streets-202

	FY 24 Actual	FY 25 Actual	FY 26 Budget	FY 26 Estimated	FY 27 Budget	FY 28 Forecast
<b>Revenue</b>						
State Revenue	17,123,882	12,739,298	12,606,486	12,606,486	12,492,000	12,492,000
Charges for Services	28,963	20,550	20,000	173,800	25,000	25,000
Other Revenue	1,307,620	1,414,182	453,876	300,076	1,087,500	1,087,500
<b>Revenue Total</b>	<b>18,460,465</b>	<b>14,174,030</b>	<b>13,080,362</b>	<b>13,080,362</b>	<b>13,604,500</b>	<b>13,604,500</b>

<b>Expenditure</b>						
Personnel Services	1,974,975	2,008,489	2,666,542	2,234,222	2,812,084	2,812,084
Pension/OPEB	6,460,163	1,251,798	971,717	971,717	1,084,741	1,084,741
Supplies/Operating Expenses	7,321,841	4,728,716	10,684,177	8,013,133	11,604,421	11,604,421
Capital Outlay	237,587	472,304	1,338,520	1,219,900	569,202	569,202
Transfers Out	-	2,900,000	800,000	800,000	3,075,000	3,075,000
<b>Expenditure Total</b>	<b>15,994,566</b>	<b>11,361,307</b>	<b>16,460,956</b>	<b>13,238,971</b>	<b>19,145,448</b>	<b>19,145,448</b>

<b>Change in Fund Balance</b>	<b>2,465,899</b>	<b>2,812,723</b>	<b>(3,380,594)</b>	<b>(158,609)</b>	<b>(5,540,948)</b>	<b>(5,540,948)</b>
<b>Beginning Fund Balance</b>	<b>23,843,629</b>	<b>26,309,528</b>	<b>29,122,251</b>	<b>29,122,251</b>	<b>28,963,642</b>	<b>23,422,694</b>
<b>Ending Fund Balance</b>	<b>26,309,528</b>	<b>29,122,251</b>	<b>25,741,657</b>	<b>28,963,642</b>	<b>23,422,694</b>	<b>17,881,746</b>

Local Streets-203

	FY 24 Actual	FY 25 Actual	FY 26 Budget	FY 26 Estimated	FY 27 Budget	FY 28 Forecast
<b>Revenue</b>						
State Revenue	7,651,875	3,805,981	3,471,863	3,471,863	3,556,200	3,556,200
Other Revenue	779,238	856,000	669,040	669,040	270,000	270,000
Transfers In		2,900,000	800,000	800,000	3,075,000	3,075,000
<b>Revenue Total</b>	<b>8,431,113</b>	<b>7,561,981</b>	<b>4,940,903</b>	<b>4,940,903</b>	<b>6,901,200</b>	<b>6,901,200</b>

<b>Expenditure</b>						
Personnel Services	1,359,699	1,461,234	2,271,810	1,272,114	2,336,998	2,336,998
Pension/OPEB	5,318,718	973,651	967,016	967,016	996,293	996,293
Supplies/Operating Expenses	3,002,510	3,660,935	6,224,860	4,979,888	4,204,202	4,204,202
Capital Outlay	62,969	265,886	195,000	2,588	215,000	215,000
<b>Expenditure Total</b>	<b>9,743,896</b>	<b>6,361,706</b>	<b>9,658,686</b>	<b>7,221,606</b>	<b>7,752,493</b>	<b>7,752,493</b>

<b>Change in Fund Balance</b>	<b>(1,312,783)</b>	<b>1,200,275</b>	<b>(4,717,783)</b>	<b>(2,280,703)</b>	<b>(851,293)</b>	<b>(851,293)</b>
<b>Beginning Fund Balance</b>	<b>5,825,830</b>	<b>4,513,047</b>	<b>5,713,322</b>	<b>5,713,322</b>	<b>3,432,619</b>	<b>2,581,326</b>
<b>Ending Fund Balance</b>	<b>4,513,047</b>	<b>5,713,322</b>	<b>995,539</b>	<b>3,432,619</b>	<b>2,581,326</b>	<b>1,730,033</b>

## Public Safety Fund

The Public Safety Fund accounts for a special property tax levy approved by voters to provide support for public safety departments. This millage allows both the Police and Fire Departments to hire additional workers to keep the city safe. The proposed public safety fund is balanced and retains a positive fund balance over this proposed budget and the five-year projections.

### Public Safety-205

	FY 24 Actual	FY 25 Actual	FY 26 Budget	FY 26 Estimated	FY 27 Budget	FY 28 Forecast
<b>Revenue</b>						
Property Taxes	5,257,490	5,564,918	5,753,270	5,753,270	5,982,240	5,982,240
State Revenue	12,030,356	1,286,303	416,110	416,110	260,000	260,000
Charges for Services	8,581	12,213	15,000	15,000	10,000	10,000
Other Revenue	68,279	89,082	12,000	12,000	80,000	80,000
<b>Revenue Total</b>	<b>17,364,706</b>	<b>6,952,516</b>	<b>6,196,380</b>	<b>6,196,380</b>	<b>6,332,240</b>	<b>6,332,240</b>
<b>Expenditure</b>						
Personnel Services	1,976,276	2,715,232	2,883,640	2,587,278	3,315,559	3,315,559
Pension/OPEB	13,692,332	3,029,418	2,105,265	2,003,570	2,216,880	2,216,880
Supplies/Operating Expenses	745,159	859,974	905,313	905,513	950,579	950,579
<b>Expenditure Total</b>	<b>16,413,767</b>	<b>6,604,624</b>	<b>5,894,218</b>	<b>5,496,361</b>	<b>6,483,018</b>	<b>6,483,018</b>
<b>Change in Fund Balance</b>	<b>950,939</b>	<b>347,892</b>	<b>302,162</b>	<b>700,019</b>	<b>(150,778)</b>	<b>(150,778)</b>
<b>Beginning Fund Balance</b>	<b>769,463</b>	<b>1,720,402</b>	<b>2,068,294</b>	<b>2,068,294</b>	<b>2,768,313</b>	<b>2,617,535</b>
<b>Ending Fund Balance</b>	<b>1,720,402</b>	<b>2,068,294</b>	<b>2,370,456</b>	<b>2,768,313</b>	<b>2,617,535</b>	<b>2,466,757</b>

## Neighborhood Policing Fund

The Neighborhood Policing Fund accounts for a special property tax levy approved by voters to provide additional police protection for neighborhoods. Neighborhood Policing is a specific subsection of the Patrol Bureau designed to be especially accessible and responsible to the people of Flint. These officers are there to build relationships with community members and develop a nuanced understanding of needs. This practice has become more popular across the country in recent years as cities have realized the benefits it offers both police departments and the residents, they serve by building mutual trust and understanding, and the City of Flint takes pride in being one of the earliest adopters of neighborhood policing.

The proposed neighborhood policing budget is balanced in the next fiscal year and over the five-year projections horizon.

### Neighborhood Policing-207

	FY 24 Actual	FY 25 Actual	FY 26 Budget	FY 26 Estimated	FY 27 Budget	FY 28 Forecast
<b>Revenue</b>						
Property Taxes	1,754,679	1,857,239	1,928,090	1,928,090	1,994,413	1,994,413
State Revenue	3,813,441	448,881	85,000	85,000	77,601	77,601
Charges for Services	16,685	612	15,000	15,000	1,000	1,000
Other Revenue	91,040	105,356	23,000	23,000	85,000	85,000
<b>Revenue Total</b>	<b>5,675,845</b>	<b>2,412,088</b>	<b>2,051,090</b>	<b>2,051,090</b>	<b>2,158,014</b>	<b>2,158,014</b>
<b>Expenditure</b>						
Personnel Services	652,974	728,151	869,179	810,840	1,017,141	1,017,141
Pension/OPEB	4,406,496	1,037,496	864,287	864,287	820,077	820,077
Supplies/Operating Expenses	305,338	361,094	419,302	378,472	563,377	563,377
Capital Outlay	1,990	1,990		-	104,000	104,000
<b>Expenditure Total</b>	<b>5,366,798</b>	<b>2,128,731</b>	<b>2,152,768</b>	<b>2,053,599</b>	<b>2,504,595</b>	<b>2,504,595</b>
<b>Change in Fund Balance</b>	<b>309,047</b>	<b>283,357</b>	<b>(101,678)</b>	<b>(2,509)</b>	<b>(346,581)</b>	<b>(346,581)</b>
<b>Beginning Fund Balance</b>	<b>1,846,686</b>	<b>2,155,733</b>	<b>2,439,090</b>	<b>2,439,090</b>	<b>2,436,581</b>	<b>2,090,000</b>
<b>Ending Fund Balance</b>	<b>2,155,733</b>	<b>2,439,090</b>	<b>2,337,412</b>	<b>2,436,581</b>	<b>2,090,000</b>	<b>1,743,419</b>

## Parks and Recreation Fund

The Parks and Recreation Fund accounts for the annual tax levy used to enhance City parks and recreation services. Parks serve as valuable spaces for residents and community members to gather, relax, exercise, and play. They play a crucial role in attracting new residents, businesses, and investments. Research has indicated that parks and open spaces not only increase neighboring property values but also provide essential environmental services such as stormwater and carbon dioxide absorption, while mitigating urban heat islands.

The tax levy stands as the sole dedicated funding source for parks administration and operations. Most of the millage funds are allocated to support the City's 70 parks and recreational facilities, with a focus on projects aligned with the goals and objectives of the Parks and Recreation Master Plan. These goals, determined through community visioning sessions and meetings, aim for an extensive network of safe, accessible, and ecologically sustainable Parks and Open Spaces.

The Parks and Recreation Staff actively collaborate with community partners to implement projects and secure resources necessary for the City's Park system. In addition to the millage fund, staff members diligently seek alternative funding sources to supplement their budget. Partnerships with local block clubs, community groups, and major institutions like Genesee County Parks & Recreation Commission, Keep Genesee County Beautiful, Friends of Berston, and the Police Activities League are crucial in supporting ongoing maintenance and providing additional resources for projects.

The proposed parks and recreation budget is balanced. The FY 26-27 proposes to transfer \$400,000 of city dollars into this fund to sustain operations. This transfer is then continued in our proposed financial projections through FY 30-31.

### Parks-208

	FY 24 Actual	FY 25 Actual	FY 26 Budget	FY 26 Estimated	FY 27 Budget	FY 28 Forecast
<b>Revenue</b>						
Property Taxes	438,541	464,193	482,022	482,022	503,054	503,054
State Revenue	292,846	58,666	45,000	45,000	48,000	48,000
Other Revenue	16,809	196,426	7,700	7,700	16,100	16,100
Transfers In		300,000	300,000	300,000	400000	400000
<b>Revenue Total</b>	<b>748,196</b>	<b>1,019,285</b>	<b>834,722</b>	<b>834,722</b>	<b>967,154</b>	<b>967,154</b>
<b>Expenditure</b>						
Personnel Services	69,073	51,710	62,363	30,415	64,429	64,429
Pension/OPEB	313,233	47,181	35,173	25,193	36,082	36,082
Supplies/Operating Expenses	491,740	699,718	773,989	581,926	1,024,652	1,024,652
Capital Outlay		493			14,000	14,000
<b>Expenditure Total</b>	<b>874,046</b>	<b>799,102</b>	<b>871,525</b>	<b>637,534</b>	<b>1,139,163</b>	<b>1,139,163</b>
<b>Change in Fund Balance</b>	<b>(125,850)</b>	<b>220,183</b>	<b>(36,803)</b>	<b>197,188</b>	<b>(172,009)</b>	<b>(172,009)</b>
<b>Beginning Fund Balance</b>	<b>389,590</b>	<b>263,740</b>	<b>483,923</b>	<b>483,923</b>	<b>681,111</b>	<b>509,102</b>
<b>Ending Fund Balance</b>	<b>263,740</b>	<b>483,923</b>	<b>447,120</b>	<b>681,111</b>	<b>509,102</b>	<b>337,093</b>

## Street Lights Fund

The Street Lights Fund accounts for a special assessment fee that supports the City's street lighting costs, including electricity and maintenance. To calculate the assessment, the City divides the street-lighting budgeted expenditures by the number of City parcels. The proposed streetlight budget is balanced, and the special assessment for streetlights remains at \$64.18.

### Street Lighting-219

	FY 24 Actual	FY 25 Actual	FY 26 Budget	FY 26 Estimated	FY 27 Budget	FY 27 Forecast
<b>Revenue</b>						
Property Taxes	2,764,936	2,361,167	2,900,000	2,850,000	2,570,794	2,570,294
State Revenue	11,612			-		
Other Revenue	295,512	290,366	72,000	72,000	275,000	275,000
<b>Revenue Total</b>	<b>3,072,060</b>	<b>2,651,533</b>	<b>2,972,000</b>	<b>2,922,000</b>	<b>2,845,794</b>	<b>2,845,294</b>

<b>Expenditure</b>						
Personnel Services	2,595	2,634	31,770	32,868	64,171	64,171
Pension/OPEB	18,366	276	8,338	7,240	18,646	18,646
Supplies/Operating Expenses	2,370,899	2,751,288	3,752,916	3,752,916	3,280,776	3,280,776
<b>Expenditure Total</b>	<b>2,391,860</b>	<b>2,754,198</b>	<b>3,793,024</b>	<b>3,793,024</b>	<b>3,363,593</b>	<b>3,363,593</b>

<b>Change in Fund Balance</b>	<b>680,200</b>	<b>(102,665)</b>	<b>(821,024)</b>	<b>(871,024)</b>	<b>(517,799)</b>	<b>(518,299)</b>
<b>Beginning Fund Balance</b>	<b>5,979,443</b>	<b>6,659,644</b>	<b>6,556,979</b>	<b>6,556,979</b>	<b>5,685,955</b>	<b>5,168,156</b>
<b>Ending Fund Balance</b>	<b>6,659,643</b>	<b>6,556,979</b>	<b>5,735,955</b>	<b>5,685,955</b>	<b>5,168,156</b>	<b>4,649,857</b>

## Rubbish Collection Fund

The Waste Collection Fund accounts for a special property tax assessment allowed to provide waste management services, including weekly trash service, seasonal compost collection, and biweekly recycling pickup. To calculate the assessment, the City divides the waste-collection budgeted expenditures by the number of households (residential parcels). The Department of Public Works is responsible for monitoring the activities of the City's contracted waste collection services. The proposed rubbish collection budget is balanced for FY 26-27, and the special assessment for waste collection remains the same at \$210.56 in FY 2027.

### Waste Collection-226

	FY 24 Actual	FY 25 Actual	FY 26 Budget	FY 26 Estimated	FY 27 Budget	FY 28 Forecast
<b>Revenue</b>						
Property Taxes	6,493,496	6,447,652	6,460,615	6,460,615	6,654,447	6,654,447
State Revenue	213,692	11,230				
Charges for Services		(10)				
Other Revenue	1,425	600	3,000	3,000		
Transfers In		2,000,000				
<b>Revenue Total</b>	<b>6,708,613</b>	<b>8,459,472</b>	<b>6,463,615</b>	<b>6,463,615</b>	<b>6,654,447</b>	<b>6,654,447</b>
<b>Expenditure</b>						
Personnel Services	79,693	72,760	97,343	102,793	87,482	87,482
Pension and OPEB	271,296	50,801	51,060	45,610	43,181	43,181
Supplies and Operating Expenses	6,828,385	6,860,227	6,957,551	6,957,551	6,831,060	6,831,060
<b>Expenditure Total</b>	<b>7,179,374</b>	<b>6,983,788</b>	<b>7,105,954</b>	<b>7,105,954</b>	<b>6,961,723</b>	<b>6,961,723</b>
<b>Change in Fund Balance</b>	<b>(470,761)</b>	<b>1,475,684</b>	<b>(642,339)</b>	<b>(642,339)</b>	<b>(307,276)</b>	<b>(307,276)</b>
<b>Beginning Fund Balance</b>	<b>260,353</b>	<b>(210,408)</b>	<b>1,265,276</b>	<b>1,265,278</b>	<b>622,939</b>	<b>315,663</b>
<b>Ending Fund Balance</b>	<b>(210,408)</b>	<b>1,265,276</b>	<b>622,937</b>	<b>622,939</b>	<b>315,663</b>	<b>8,387</b>

## EDA Revolving Loan Fund

The EDA Revolving Loan Fund accounts for monies received from the Economic Development Administration. The grant was used to establish a revolving loan fund to loan money to economic development projects that meet program criteria.

### EDA Revolving - 246

	FY 24 Actual	FY 25 Actual	FY 26 Budget	FY 26 Estimated	FY 27 Budget	FY 28 Forecast
<b>Revenue</b>						
Charges for Services	1,034	1,045	1,150	1,150	1,000	1,000
<b>Revenue Total</b>	<b>1,034</b>	<b>1,045</b>	<b>1,150</b>	<b>1,150</b>	<b>1,000</b>	<b>1,000</b>

<b>Expenditure</b>						
Supplies/Operating Expenses	1,016	814	1,150	1,150		
<b>Expenditure Total</b>	<b>1,016</b>	<b>814</b>	<b>1,150</b>	<b>1,150</b>		

<b>Change in Fund Balance</b>	<b>18</b>	<b>231</b>	<b>-</b>	<b>-</b>	<b>1,000</b>	<b>1,000</b>
<b>Beginning Fund Balance</b>	<b>667,885</b>	<b>667,903</b>	<b>668,134</b>	<b>668,134</b>	<b>668,134</b>	<b>669,134</b>
<b>Ending Fund Balance</b>	<b>667,903</b>	<b>668,134</b>	<b>668,134</b>	<b>668,134</b>	<b>669,134</b>	<b>670,134</b>

## Building Inspection Fund

The Building Inspection Fund accounts for the operating revenues and expenditures of the City's code inspection and building inspection department in accordance with the State Construction Code Act of 1999 (PA 245 of 1999). The department issues all necessary building permits and has a team of state-licensed inspectors to ensure the safety and well-being of residents. The Building Inspection fund's proposed FY 26-27 budget is balanced.

### Building Inspection-249

	FY 24 Actual	FY 25 Actual	FY 26 Budget	FY 26 Estimated	FY 27 Budget	FY 28 Forecast
<b>Revenue</b>						
State Revenue	4,018,378	223,996	-	-	-	-
Charges for Services	4,015,976	2,690,797	2,265,000	2,280,087	2,185,000	2,185,000
Fines and Forfeitures	25	225		150		
Other Revenue	323,822	278,074	70,000	70,000	275,000	275,000
<b>Revenue Total</b>	<b>8,358,201</b>	<b>3,193,092</b>	<b>2,335,000</b>	<b>2,350,237</b>	<b>2,460,000</b>	<b>2,460,000</b>
<b>Expenditure</b>						
Personnel Services	1,305,118	1,257,213	1,718,597	1,268,360	1,787,258	1,787,258
Pension/OPEB	5,080,823	981,244	810,797	810,797	837,420	837,420
Supplies/Operating Expenses	388,757	523,953	1,257,369	943,027	1,069,710	1,069,710
Capital Outlay	26,190	2,463,730	-		25,000	25,000
<b>Expenditure Total</b>	<b>6,800,888</b>	<b>5,226,140</b>	<b>3,786,763</b>	<b>3,022,183</b>	<b>3,719,388</b>	<b>3,719,388</b>
<b>Change in Fund Balance</b>	<b>1,557,313</b>	<b>(2,033,048)</b>	<b>(1,451,763)</b>	<b>(671,946)</b>	<b>(1,259,388)</b>	<b>(1,259,388)</b>
<b>Beginning Fund Balance</b>	<b>4,934,234</b>	<b>6,491,547</b>	<b>4,458,499</b>	<b>4,458,499</b>	<b>3,786,553</b>	<b>2,527,165</b>
<b>Ending Fund Balance</b>	<b>6,491,547</b>	<b>4,458,499</b>	<b>3,006,736</b>	<b>3,786,553</b>	<b>2,527,165</b>	<b>1,267,777</b>

## Drug Law Enforcement Fund

The Drug Law Enforcement Fund accounts for proceeds from the sale of confiscated property seized in drug-related crimes. The revenue budget for forfeitures is not adopted but amended as revenue is received.

### Drug Forfeiture-265

	FY 24 Actual	FY 25 Actual	FY 26 Budget	FY 26 Estimated	FY 27 Budget	FY 28 Forecast
<b>Revenue</b>						
Charges for Services	660	-	-	-	-	-
Fines and Forfeitures	142,121	41,771	35,000	35,000	30,000	30,000
Other Revenue	598,763	82,733	63,000	63,000	85,000	85,000
Transfer In		45,219				
<b>Revenue Total</b>	<b>741,544</b>	<b>169,723</b>	<b>98,000</b>	<b>98,000</b>	<b>115,000</b>	<b>115,000</b>
<b>Expenditure</b>						
Personnel Services	114,720	188,592	337,620	180,000	-	-
Pension/OPEB	2,776	2,659	2,600	2,600	-	-
Supplies/Operating Expenses	147,953	226,658	441,311	230,000	5,000	5,000
Capital Outlay	611,029	196,764	107,000	107,000	50,000	50,000
<b>Expenditure Total</b>	<b>876,478</b>	<b>614,673</b>	<b>888,531</b>	<b>519,600</b>	<b>55,000</b>	<b>55,000</b>
<b>Change in Fund Balance</b>	<b>(134,934)</b>	<b>(444,950)</b>	<b>(790,531)</b>	<b>(421,600)</b>	<b>60,000</b>	<b>60,000</b>
<b>Beginning Fund Balance</b>	<b>1,028,508</b>	<b>893,574</b>	<b>448,624</b>	<b>448,624</b>	<b>27,024</b>	<b>87,024</b>
<b>Ending Fund Balance</b>	<b>893,574</b>	<b>448,624</b>	<b>(341,907)</b>	<b>27,024</b>	<b>87,024</b>	<b>147,024</b>

## General Debt Service Fund

The General Debt Service Fund accounts for resources accumulated to pay bonds. The funds are transferred from the Public Improvement fund. The proposed FY 26-27 general debt service fund is balanced.

### Debt Service-301

	FY 24 Actual	FY 25 Actual	FY 26 Budget	FY 26 Estimated	FY 27 Budget	FY 28 Forecast
<b>Revenue</b>						
Other Revenue	-	-	6,000	6,000	-	-
Transfers In	1,696,550	1,708,221	1,706,099	1,706,099	1,697,865	1,697,865
<b>Revenue Total</b>	<b>1,696,550</b>	<b>1,708,221</b>	<b>1,712,099</b>	<b>1,712,099</b>	<b>1,697,865</b>	<b>1,697,865</b>
<b>Expenditure</b>						
Capital Outlay	1,696,550	1,697,169	1,706,099	1,706,099	1,697,934	1,697,934
<b>Expenditure Total</b>	<b>1,696,550</b>	<b>1,697,169</b>	<b>1,706,099</b>	<b>1,706,099</b>	<b>1,697,934</b>	<b>1,697,934</b>
<b>Change in Fund Balance</b>	-	11,052	6,000	6,000	(69)	(69)
<b>Beginning Fund Balance</b>	<b>527,816</b>	<b>527,816</b>	<b>538,868</b>	<b>538,868</b>	<b>544,868</b>	<b>544,799</b>
<b>Ending Fund Balance</b>	<b>527,816</b>	<b>538,868</b>	<b>544,868</b>	<b>544,868</b>	<b>544,799</b>	<b>544,730</b>

## Public Improvement Fund

The Public Improvement Fund accounts for the annual tax levy reserved by Section 7, 201 of the City Charter for capital improvements and servicing of general obligation debt. These funds will allow us to make much-needed improvements to City Hall and other public buildings. This fund is proposed to have a one-time transfer of General Fund ARPA dollars in FY 26-27 of \$4.7 million to finance the public safety training center.

### Public Improvement-444

	FY 24 Actual	FY 25 Actual	FY 26 Budget	FY 26 Estimated	FY 27 Budget	FY 28 Forecast
<b>Revenue</b>						
Property Taxes	2,170,973	2,321,576	2,281,871	2,281,871	2,492,467	2,492,467
State revenue	233,157	241,450	235,000	235,000	240,000	240,000
Other revenues	224,000	214,482	40,000		190,000	190,000
Transfers In					4,697,000	
<b>Revenue Total</b>	<b>2,628,130</b>	<b>2,777,508</b>	<b>2,556,871</b>	<b>2,516,871</b>	<b>7,619,467</b>	<b>2,922,467</b>
<b>Expenditure</b>						
Supplies/Operating Expenses	332,210	381,163	400,222	400,222	420,233	420,233
Capital Outlay	479,672	736,054	1,765,000	1,550,100	7,227,000	1,765,000
Transfers Out	1,696,550	1,708,221	1,708,221	1,708,221	1,697,934	1,697,934
<b>Expenditure Total</b>	<b>2,508,432</b>	<b>2,825,438</b>	<b>3,873,443</b>	<b>3,658,543</b>	<b>9,345,167</b>	<b>3,883,167</b>
<b>Change in Fund Balance</b>	<b>119,698</b>	<b>(47,930)</b>	<b>(1,316,572)</b>	<b>(1,141,672)</b>	<b>(1,725,700)</b>	<b>(960,700)</b>
<b>Beginning Fund Balance</b>	<b>3,801,346</b>	<b>3,921,044</b>	<b>3,873,114</b>	<b>3,873,114</b>	<b>2,731,442</b>	<b>1,005,742</b>
<b>Ending Fund Balance</b>	<b>3,921,044</b>	<b>3,873,114</b>	<b>2,556,542</b>	<b>2,731,442</b>	<b>1,005,742</b>	<b>45,042</b>

## Enterprise Funds

Enterprise funds account for activities for which a user fee is charged for the goods or services received based on that usage. The City has two enterprise funds: Sewer and Water. These funds are part of the Utilities division of the City's Department of Public Works (DPW).

City of Flint – Enterprise Funds

Sewer Fund (590)

Water Fund (591)

## Enterprise Funds, Continued

The DPW is focused on balancing the maintenance needs of Flint's aging infrastructure and tightening budget constraints. Operated from the Water Service Center (WSC), the Water Distribution and Sewer Maintenance divisions supply water to Flint homes and deliver sewage to the Water Pollution Control (WPC) facility. In addition, they are responsible for repairing the water, sanitary, and storm sewer lines throughout the City. The City has approximately 600 miles of sanitary sewers, 350 miles of storm sewers, and 600 miles of water mains.

The City water and sewer services are funded by the utility bills paid by city residents. There are no proposed rate changes for the sewer and water system in this budget. The sewer and water funds are balanced for FY 26-27 and FY 27-28 and are projected to be balanced through FY 2030-31. The sewer system has a large fund balance to the ongoing capital projects and this fund balance will be drawn down.

## Sewer Fund

The Sewer Fund accounts for the activities of the City of Flint, sanitary and storm lines. The Water Service Center (WSC) division is responsible for the sewer collections system. The Sewer Department is responsible for rivers, creeks, culverts, etc. We clear creeks, trenches and repair our own storm system. We also maintain the sanitary lines revolving commercial, industrial, and domestic. We are closely monitored by the Michigan Department of Environment, Great Lakes, and Energy and the U.S. Environmental Protection Agency. All spills must be reported to the above agency, along with maintaining our sanitary and storm system. MS4 Municipal Stormwater (MS4) has a lot of demands.

The City of Flint has:

570 miles of sanitary lines/12,000 sanitary manholes

350 miles of storm lines/7,250 storm manholes

14,962 storm catch basins

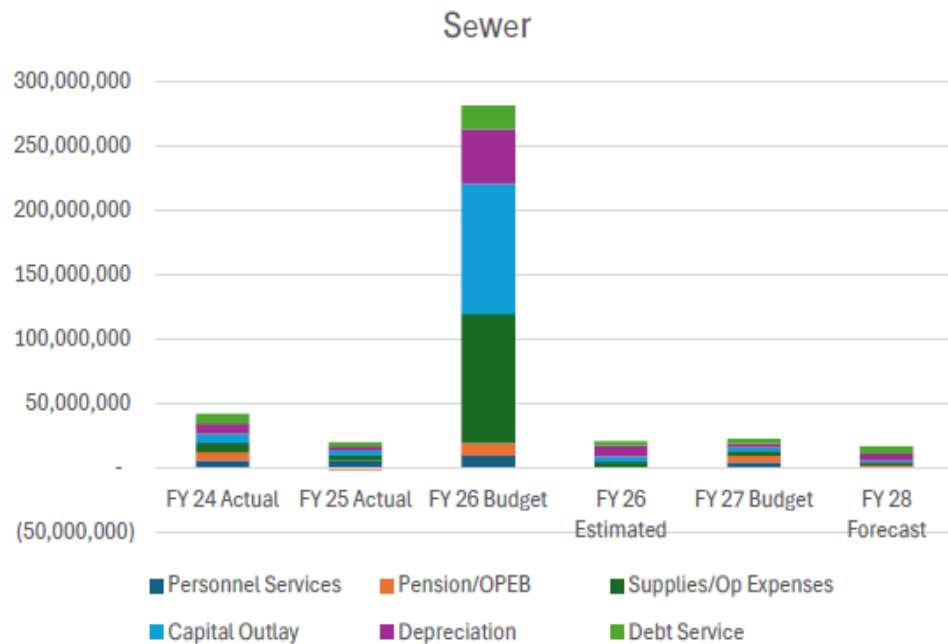
345 outfalls

The Water Pollution Control (WPC) division is responsible for the City's municipal wastewater treatment facility. WPC treats all industrial, commercial, and domestic (residential) wastewater. All treated water discharged to the Flint River must be checked for quality and meet rigorous standards set and enforced by the Michigan Department of Environment, Great Lakes, and Energy and the U.S. Environmental Protection Agency.

The plant is designed to treat 50 million gallons per day (MGD), and its maximum daily flow capacity is 75 MGD. The facilities include:

- The treatment plant
- 2 pumping stations on the plant site
- 1 remote pumping station
- 7 remote lift stations

The WPC facility has been undergoing several upgrades and rehabilitation projects. The following projects have been completed. The influent structure, which distributes the water to the plant, and the Battery A and Battery B grit removal systems, the aeration system (secondary biological treatment) replaced the old 1750 horsepower blowers with energy



Sewer Fund, continued

efficient turbo blowers to reduce costs. Several mechanical repairs and equipment upgrades are being made to improve energy efficiency including a waste unloading station, Battery B secondary flow controls, and replacement of a pump at the Third Avenue Pumping Station. The rehabilitation of the Third Avenue Force Main to the WPC is currently under construction.

**Sewer**

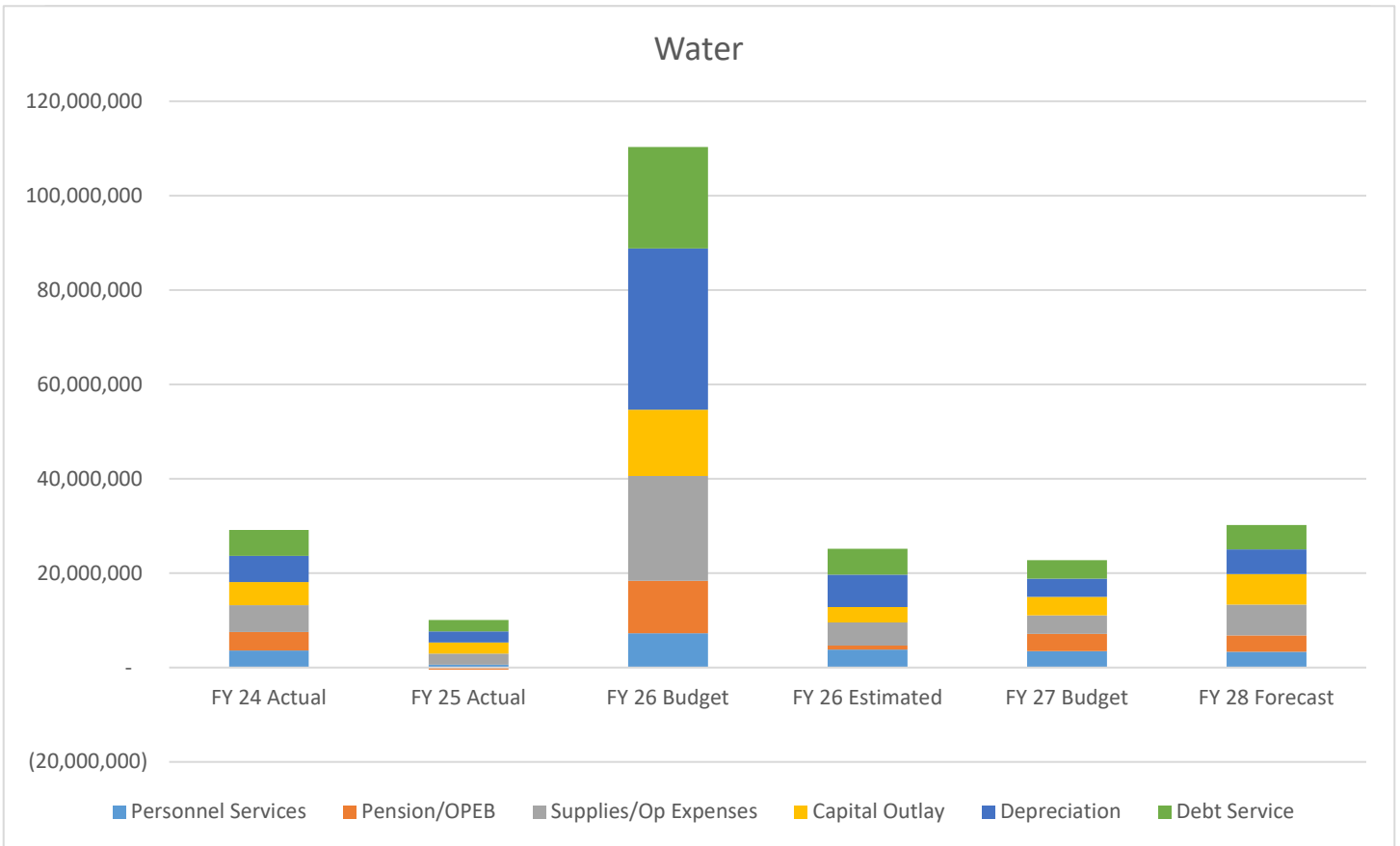
	FY 24 Actual	FY 25 Actual	FY 26 Budget	FY 26 Estimated	FY 27 Budget	FY 28 Forecast
Charges for services	25,255,979	24,125,397	26,005,000	26,005,000	23,318,300	24,505,220
Grant revenue	17,150,110	9,707,918	88,070,618	88,070,618		
Fines and Forfeitures	867,510	646,680				
Other revenues	2,416,839	2,534,794	400,000	724,654	2,105,000	1,985,000
Transfers in	2,367,848	8,711,675		-		
<b>Revenue Total</b>	<b>48,058,286</b>	<b>45,726,464</b>	<b>114,475,618</b>	<b>114,800,272</b>	<b>25,423,300</b>	<b>26,490,220</b>

Expense						
Personnel Services	6,053,491	6,166,127	7,618,606	6,856,745	7,840,503	7,840,503
Pension/OPEB	5,913,148	(1,681,976)	3,976,148	3,976,148	3,108,367	3,108,367
Supplies/Operating Expenses	10,079,977	9,459,893	100,680,364	100,680,364	42,370,091	18,796,290
Capital Outlay	320,113	635,480	4,214,200	3,792,780	8,791,000	3,250,000
Depreciation	4,708,680	4,939,060	3,234,500	3,234,500	3,234,500	3,234,500
Debt service	940,402	1,042,394	1,764,632	1,764,632	5,729,872	5,729,872
<b>Expense Total</b>	<b>28,015,811</b>	<b>20,560,978</b>	<b>121,488,450</b>	<b>120,305,169</b>	<b>71,074,333</b>	<b>41,959,532</b>

<b>Change in Fund Equity</b>	<b>24,806,861</b>	<b>20,847,462</b>	<b>(7,012,832)</b>	<b>(5,504,897)</b>	<b>(45,651,033)</b>	<b>(15,469,312)</b>
<b>Beginning Fund Equity</b>	<b>64,326,309</b>	<b>89,133,170</b>	<b>109,980,632</b>	<b>109,368,750</b>	<b>103,863,853</b>	<b>58,212,820</b>
<b>Ending Fund Equity</b>	<b>89,133,170</b>	<b>109,980,632</b>	<b>102,967,800</b>	<b>103,863,853</b>	<b>58,212,820</b>	<b>42,743,508</b>

## Water Fund

The Water Fund accounts for the City's water distribution and treatment system activities. The Water Treatment Plant (WTP) division operates the water supply and limited treatment system, including two drinking water reservoirs, one elevated tower, three pump stations, three dams on the Flint River, and the water quality testing laboratory. In addition, Flint currently purchases treated Lake Huron Water from Great Lakes Water Authority as its primary water source. The City buys and blends a small amount of backup water from Genesee County Drain Commission (GCDC) as a secondary water source.



Water Fund, continued

Water

	FY 24 Actual	FY 25 Actual	FY 26 Budget	FY 26 Estimated	FY 27 Budget	FY 28 Forecast
<b>Revenue</b>						
Charges for services	27,806,798	27,242,775	30,175,650	32,995,650	26,550,955	26,550,955
Grant revenue	13,489,430	773,365	501,236	-		
Fines and Forfeitures	1,020,478	774,545	825,000	825,000	800,000	800,000
Other revenues	4,644,096	12,494,931	3,476,600	724,654	6,078,902	
Transfers in		2,105,717		-		
<b>Revenue Total</b>	<b>46,960,802</b>	<b>43,391,333</b>	<b>34,978,486</b>	<b>34,545,304</b>	<b>33,429,857</b>	<b>27,350,955</b>
<b>Expense</b>						
Personnel Services	3,608,609	3,942,772	5,669,867	4,879,395	5,542,020	5,542,020
Pension and OPEB	604,248	(434,877)	2,360,538	2,318,015	2,388,031	2,388,031
Supplies and Operating Expenses	7,276,745	11,091,610	22,207,251	14,098,999	34,129,689	21,509,693
Capital Outlay	3,794,862	855,929	4,937,384	3,210,000	6,893,664	5,500,000
Depreciation	3,501,450	3,653,177	3,903,000	3,903,000	3,903,000	3,903,000
Debt service	3,368,027	3,453,260	6,511,496	6,511,496	5,172,000	5,172,000
<b>Expense Total</b>	<b>22,153,941</b>	<b>22,561,871</b>	<b>45,589,536</b>	<b>34,920,905</b>	<b>58,028,404</b>	<b>44,014,744</b>
<b>Change in Fund Equity</b>	<b>24,806,861</b>	<b>20,847,462</b>	<b>(10,611,050)</b>	<b>(375,601)</b>	<b>(24,598,547)</b>	<b>(16,663,789)</b>
<b>Beginning Fund Equity</b>	<b>144,947,339</b>	<b>169,754,200</b>	<b>190,601,662</b>	<b>100,368,750</b>	<b>99,993,150</b>	<b>75,394,603</b>
<b>Ending Fund Equity</b>	<b>169,754,200</b>	<b>190,601,662</b>	<b>179,990,612</b>	<b>99,993,150</b>	<b>75,394,603</b>	<b>58,730,814</b>

## Positions Summary

### FULL-TIME AUTHORIZED POSITIONS

	FY2026 Amend.	FY2027 Proposed	FY2028 Forecasted
<b>GOVERNANCE AND ADMINISTRATION</b>	<b>63</b>	<b>71</b>	<b>71</b>
Blight	14	20	20
City Administrator	4	4	4
City Council	4	4	4
Clerk's Office	8	8	8
Human Resources	7	7	7
Law Department	10	12	12
Mayor's Office	13	13	13
Ombudsperson	3	3	3
<b>POLICE</b>	<b>162</b>	<b>162</b>	<b>162</b>
Police Officers	116	116	116
Civilians	46	46	46
<b>FIRE</b>	<b>95</b>	<b>95</b>	<b>95</b>
<b>DEPARTMENT OF PUBLIC WORKS</b>	<b>178</b>	<b>184</b>	<b>184</b>
DPW/Transportation Admin. (incl. Engineering)	5	5	5
Streets	32	33	33
Traffic Engineering	9	10	10
Utilities Admin.	5	5	5
Water Pollution Control	39	43	43
Water Treatment Plant	23	23	23
Water Service Center	65	65	65
<b>BUSINESS &amp; COMMUNITY SERVICES</b>	<b>65</b>	<b>71</b>	<b>71</b>
Business Services	26	27	27
Operations & Finance	9	9	9
Community Services	10	10	10
Community Resource Centers	2	2	2
Community Services - Resilience & Sustainability	18	23	23
<b>FINANCE AND ADMINISTRATION</b>	<b>70</b>	<b>74</b>	<b>74</b>
Assessing	9	9	9
Facilities Maintenance	7	8	8
Finance	12	13	13
Fleet Services	10	11	11
Information Technology	10	10	10
Purchasing	2	3	3
Treasurer	20	20	20
<b>TOTALS</b>	<b>633</b>	<b>657</b>	<b>657</b>

## **PART-TIME AUTHORIZED POSITIONS**

	<b>FY2026 Amend.</b>	<b>FY2027 Proposed</b>	<b>FY2028 Forecasted</b>
<b>GOVERNANCE AND ADMINISTRATION</b>	<b>15</b>	<b>16</b>	<b>16</b>
City Administrator	1	1	1
City Council	9	9	9
Human Resources	1	1	1
Law Department	1	2	2
Mayor's Office	2	2	2
Ombudsperson and Human Relations Comm.	1	1	1
<b>POLICE</b>	<b>39</b>	<b>39</b>	<b>39</b>
Police Officers	16	16	16
Civilians	1	1	1
Crossing Guards (seasonal)	22	22	22
<b>FIRE</b>	<b>1</b>	<b>11</b>	<b>11</b>
<b>DEPARTMENT OF PUBLIC WORKS</b>	<b>29</b>	<b>29</b>	<b>29</b>
DPW/Transportation Admin. (incl. Engineering)	1	1	1
Streets	19	19	19
Traffic Engineering	1	1	1
Water Pollution Control	3	3	3
Water Service Center	5	5	5
<b>BUSINES &amp; COMMUNITY SERVICES</b>	<b>9</b>	<b>10</b>	<b>10</b>
Building & Safety	3	3	3
Operations & Finance	1	1	1
Community Services	1	1	1
Communtiy Resource Centers	3	3	3
Public Health Services	1	2	2
<b>FINANCE AND ADMINISTRATION</b>	<b>10</b>	<b>9</b>	<b>9</b>
Assessing	2	2	2
Finance	3	2	2
Treasurer	5	5	5
<b>TOTALS</b>	<b>103</b>	<b>114</b>	<b>114</b>

Position Summary, continued

Fund	Description	Governance	Police	Fire	Public Works Transportation	Public Works Utilities	Business & Community Svc.	Finance & Admin.	Total
101	General Fund	63.65	121.63	73.00	0.35	0.20	20.16	51.00	329.99
202	Major Streets	0.25			25.40	0.20			25.85
203	Local Streets	4.25			19.84	0.20			24.29
205	Public Safety		22.00	22.00					44.00
207	Neighborhood Policing		11.00						11.00
208	Parks & Recreation						0.80		0.80
219	Street Lights	0.50			0.10				0.60
226	Waste Collection				0.92				0.92
249	Building Inspection						18.05		18.05
265	Drug Law Enforcement								0.00
279	HUD Grants		3.00				7.52		10.52
282	CARES Act Grants						1.43		1.43
288	Opioid Settlement	0.25					17.00		17.25
296	Other Grants	1.10	4.37				6.04		11.51
590	Sewer				0.43	74.70			75.13
591	Water				0.53	60.70			61.23
627	Fringe Benefits	1.00						1.00	2.00
636	IT Services							10.00	10.00
661	Fleet Services				0.43			11.00	11.43
677	Self-Insurance							1.00	1.00
<b>Total Positions</b>		<b>71.00</b>	<b>162.00</b>	<b>95.00</b>	<b>48.00</b>	<b>136.00</b>	<b>71.00</b>	<b>74.00</b>	<b>657.00</b>