



# City of Flint, Michigan

Third Floor, City Hall  
1101 S. Saginaw Street  
Flint, Michigan 48502  
[www.cityofflint.com](http://www.cityofflint.com)

## Meeting Agenda – FINAL

Monday, June 9, 2025

4:30 PM

### City Council Chambers

### SPECIAL AFFAIRS COMMITTEE

Candice Mushatt, Vice President, Ward 7

Leon El-Alamin, Ward 1

Ladel Lewis, Ward 2

VACANT, Ward 3

Judy Priestley, Ward 4

Jerri Winfrey-Carter, Ward 5

Tonya Burns, Ward 6

Dennis Pfeiffer, Ward 8

Jonathan Jarrett, Ward 9

Davina Donahue, City Clerk

\*\*\*\*\*

### ROLL CALL

### READING OF DISORDERLY PERSONS CITY CODE SUBSECTION

*Any person that persists in disrupting this meeting will be in violation of Flint City Code Section 31-10, Disorderly Conduct, Assault and Battery, and Disorderly Persons, and will be subject to arrest for a misdemeanor. Any person who prevents the peaceful and orderly conduct of any meeting will be given one warning. If they persist in disrupting the meeting, that individual will be subject to arrest. Violators will be removed from the meetings.*

### REQUEST FOR AGENDA CHANGES/ADDITIONS

### PUBLIC COMMENT

*Members of the public who wish to address the City Council or its committees must register before the meeting begins. A box will be placed at the entrance to the Council Chambers for collection of registrations. No additional speakers or slips will be accepted after the meeting begins.*

*Members of the public shall have no more than three (3) minutes per speaker during public comment, with only one speaking opportunity per speaker.*

## **COUNCIL RESPONSE**

*Councilmembers may respond once to all public speakers only after all public speakers have spoken. An individual Councilmember's response shall be limited to two (2) minutes.*

## **CONSENT AGENDA**

*Per the amended Rules Governing Meetings of the Flint City Council (as adopted by the City Council on Monday, April 22, 2024), the Chair may request the adoption of a "Consent Agenda". After a motion to adopt a Consent Agenda is made and seconded, the Chair shall ask for separations. Any agenda item on a Consent Agenda shall be separated at the request of any Councilmember. After any separations, there is no debate on approving the Consent Agenda – it shall be voted on or adopted without objection.*

## **RESOLUTIONS**

**250186-T**      Adjournment/Flint City Council and Committees Meetings/July 9, 2025 and July 14, 2025

Resolution resolving that the Flint City Council adjourns the meetings of the Flint City Council and its Committees scheduled for July 9, 2025, and July 14, 2025, AND, further resolving that a Special Meeting of Flint City Council shall be held before the meeting of the Flint City Council Committees on July 23, 2025.

**250187-T**      Charitable Gaming License/100K Ideas Nonprofit Organization

Resolution resolving that 100K Ideas is recognized as a non-profit organization operating in the city of Flint for the purpose of obtaining charitable gaming licenses, as issued by the State of Michigan, Bureau of State Lottery, Charitable Gaming Division, relative to conducting charity and fundraising events, as allowed by Act 382 of the Public Acts of 1972, as amended.

**250174-T** Recognition/June 2025 Pride Month/Mayor and City Council

Resolution resolving that by the Mayor and City Council of the City of Flint: We hereby officially recognizes June Pride Monthe and acknowledge the valuable contributions of LGBTQ+ individuals to our community.

**250131-T** Prevailing Wage Standards/City-Funded Construction Projects

Resolution resolving that to stabilize the local workforce and enhance the community, the City of Flint may preferentially award construction contracts to successful bidders, to the extent provided by law, that pay their subcontractors and construction mechanics not less than the prevailing wage rates and fringe benefits, on city projects. [NOTE: the Davis-Bacon Act (DBA) was enacted by Congress on March 3, 1931, mandates that federal contracts over \$2,000 for the construction, alteration, and/or repair of public buildings or public works shall contain a clause setting forth the minimum wages to be paid to various classifications of laborers and mechanics.]

**250175-T** Reallocation ARPA Funds/Private Tree Removal Program

Resolution resolving that the appropriate City officials are authorized to do all things necessary, including executing any necessary agreements, to appropriate funding from the funding source account #101-287.000-963.000 to Tree Removal Match Funds Program in the amount NOT-TO-EXCEED \$200,000.00 amend FY 25 budget and make funds available for any future financial year as long as funds remain. Based on review and validation of the appropriate fund use by the City's compliance firm, implementation of these funds will be consistent and compliant with the US Department of Treasury requirements and previously approved authorizations. [NOTE: The City Administrator proposes the reallocation of an additional \$200,000 in ARPA funds to the Private Tree Removal Program.]

**250189-T** Approve Lease/Portion McKinley Center/Genesee Conservation District Organization

Resolution resolving that the Flint City Council approves the lease by and between the City of Flint and the Genesee Conservation District, on the

previously mentioned terms, and authorizes City of Flint officials to enter in to and execute such lease.

**250182-T** Grant Acceptance/Continuing Professional Education (CEP)/State of Michigan Commission/Law Enforcement Standards

Resolution resolving that the appropriate City officials are hereby authorized to do all things necessary to accept the funds enacted by Michigan Legislature PA1, amend the FY25 budget, appropriate award funding for revenue and expenditures in future fiscal years as long as the fundas are available from the funder, and abide by the terms and conditions of the award from the State of Michigan, in the amount of \$99,000, to grant code SMLES-CPE25. NOTE: [For the purpose of in-service training for licensed law enforcement officers employed by the City.]

**250188-T** Approving \$25,000/Emergency Funding/Flint Genesee Job Corps Center

Resolution resolving that the appropriate City officials are authorized to do all things necessary including executing any necessary agreements, to appropriate funding from the funding source account #288-266.209-963.000 to Flint Genesee Job Corps Center Emergency Fund in the amount not to exceed \$25,000.00 amend FY25 Budget and make funds available for any future financial year as long as funds remain. NOTE: [The center currently serves 147 students, many whom live on site and rely on the program for basic needs.]

**250160-T** Adoption/Fiscal Year 2026 City of Flint Budget

Resolution resolving that the proposed FY2026 City of Flint Budget, as presented to City Council on March 3, 2025, is adopted consistent with the Uniform Budgeting and Accounting Act, MCL 141.421 et seq, and Section 7-101 of the Flint City Charter, AND, further resolving that the FY2026 City of Flint Budget is premised on the establishment of water and sewer and rates by the Chief Financial Officer sufficient to generate the estimated revenue stated herein, and the adoption of the following tax levies, pursuant to State statute, for a total City level of 19.10 mills; General

Operating (7.50 mills), Public Improvement (2.50 mills), Police Services (2.00 mills), Public Transportation (0.60 mills), Parks & Recreation (0.50 mills), Police & Fire Protection (6.00 mills), totaling 19.10 mills, AND, further resolving that the City adopts the FY2026 City of Flint Budget as follows: General Fund (101), Major Street Fund (202), Local Street Fund (203), Public Safety Fund (205), Neighborhood Policing Fund (207), Parks & Recreation Fund (208), Street Lighting Fund (219), Garbage & Rubbish Fund (226), Building Inspection Fund (249), Drug Law Enforcement Fund (265), Section 108 Loans Fund (285), Debt Service Fund (301), Public Improvement Fund (444), Sewer Fund (590), and Water Fund (591), with the amendments, AND, further resolving that the City hereby establishes the estimated revenue budgets for the funds listed in various City departments, divisions, boards, commissions, and other activities as FY2026 City of Flint Budget.

## **ADJOURNMENT**

250186-T

RESOLUTION NO: \_\_\_\_\_

PRESENTED: 6-4-2025

ADOPTED: \_\_\_\_\_

**RESOLUTION ADJOURNING THE JULY 9, 2025 AND JULY 14, 2025 MEETINGS OF THE  
FLINT CITY COUNCIL AND ITS COMMITTEES**

**BY THE CITY COUNCIL:**

Section 3-201 of the Flint City Charter requires only that the Flint City Council meet at least two (2) times per month; and

Rule 5.7 of the Rules Governing Meetings of the Flint City Council provides that the Flint City Council may, by resolution, adjourn all meetings for a two week period.

**IT IS RESOLVED**, that the Flint City Council adjourns the meetings of the Flint City Council and its Committees scheduled for July 9, 2025, and July 14, 2025.

**IT IS FURTHER RESOLVED**, that a Special Meeting of the Flint City Council shall be held before the meeting of the Flint City Council Committees on July 23, 2025.

**APPROVED AS TO FORM:**

**APPROVED BY CITY COUNCIL:**

\_\_\_\_\_  
JoAnne Gurley, City Attorney

250187-T

RESOLUTION: \_\_\_\_\_

PRESENTED: 6-4-2025

ADOPTED: \_\_\_\_\_

**RESOLUTION RECOGNIZING 100K IDEAS AS A NONPROFIT ORGANIZATION  
OPERATING IN THE CITY OF FLINT FOR THE PURPOSE OF OBTAINING A  
CHARITABLE GAMING LICENSE**

**BY THE CITY COUNCIL:**

100K Ideas is a non-profit organization whose purpose is to relieve an innovator of entrepreneurial burdens, by offering a helping hand in business development to anyone, regardless of their prior experience or background; and


The City of Flint, being the local governing body with the authority to recognize a non-profit organization as operating within the city of Flint for the purpose of obtaining a Charitable Gaming License, wishes to acknowledge 100K Ideas, a non-profit organization having made proper application for a Charitable Gaming License. This resolution is submitted in accordance with the qualification process pursuant to the State of Michigan, Bureau of State Lottery, as allowed by Act 382 of the Public Acts of 1972, as amended.

**IT IS RESOLVED**, that 100K Ideas is recognized as a non-profit organization operating in the city of Flint for the purpose of obtaining charitable gaming licenses, as issued by the State of Michigan, Bureau of State Lottery, Charitable Gaming Division, relative to conducting charity and fundraising events, as allowed by Act 382 of the Public Acts of 1972, as amended.

**APPROVED AS TO FORM:**

**APPROVED BY CITY COUNCIL:**

\_\_\_\_\_  
JoAnne Gurley, City Attorney



250174-T

RESOLUTION NO.: \_\_\_\_\_

PRESENTED: 6-4-2025

ADOPTED: \_\_\_\_\_

**RESOLUTION RECOGNIZING JUNE 2025 AS PRIDE MONTH BY THE MAYOR  
AND CITY COUNCIL.**

**WHEREAS**, the City of Flint is committed to fostering an inclusive community that celebrates diversity, promotes equality, and protects the rights and dignity of all residents regardless of sexual orientation, gender identity, or gender expression; and

**WHEREAS**, June is nationally recognized as Pride Month, commemorating the courage of those who stood up for LGBTQ+ rights during the Stonewall Riots in June 1969 and honoring the ongoing struggle for equality, acceptance, and civil rights; and

**WHEREAS**, LGBTQ+ individuals have made significant contributions to our community in business, arts, education, public service, and countless other fields, enriching the cultural, social, and economic fabric of our city; and

**WHEREAS**, despite progress toward equality, LGBTQ+ individuals continue to face discrimination, harassment, and violence, making continued advocacy and support essential for creating a truly inclusive society; and


**WHEREAS**, LGBTQ+ youth are at disproportionately high risk for bullying, mental health challenges, and homelessness, requiring community support and affirmation to ensure their safety and wellbeing; and

**WHEREAS**, cities across the nation have recognized the importance of official support for LGBTQ+ Pride Month as a means of promoting understanding, celebrating diversity, and demonstrating municipal commitment to equal rights; and

**WHEREAS**, supporting Pride Month aligns with our city's core values of respect, inclusion, and equal opportunity for all residents and visitors; and


**BE IT RESOLVED by the Mayor and City Council of the City of Flint that:** We hereby officially recognizes June Pride Month and acknowledge the valuable contributions of LGBTQ+ individuals to our community.

**FOR THE CITY OF FLINT:**

  
Clyde D. Edwards (May 28, 2025 11:33 EDT)  
**Clyde Edwards, City Administrator**

**APPROVED BY CITY COUNCIL:**

**APPROVED AS TO FORM:**

  
Joanne Gurley (May 27, 2025 12:53 EDT)  
**Joanne Gurley, City Attorney**





RESOLUTION NO.:

250131-T

PRESENTED: 4-23-2025

ADOPTED: \_\_\_\_\_

BY THE MAYOR:

**RESOLUTION RECOGNIZING PREVAILING WAGE STANDARDS FOR  
CITY-FUNDED CONSTRUCTION PROJECTS**

WHEREAS, Michigan Public Act 10 of 2023 in part requires that contractors and subcontractors shall pay to its construction mechanics prevailing wages and fringe benefits for State of Michigan construction projects; and

WHEREAS, the Davis-Bacon Act (DBA) was enacted by Congress on March 3, 1931, mandates that federal contracts over \$2,000 for the construction, alteration, and/or repair of public buildings or public works shall contain a clause setting forth the minimum wages to be paid to various classifications of laborers and mechanics; and

WHEREAS, a local municipality may award a contract to a successful bidder who employs construction mechanics and subcontractors and voluntarily pays prevailing wages on city-funded projects; and

WHEREAS, providing prevailing wages and benefits can stabilize the local workforce and enhance a community because of the increased compensation; and

WHEREAS, the City of Flint acknowledges that it is in the best interest of the City to award successful bidders who voluntarily pay their subcontractors and construction mechanics the established prevailing wage and fringe benefits on local construction projects.

THEREFORE, IT IS RESOLVED that to stabilize the local workforce and enhance the community, the City of Flint may preferentially award construction contracts to successful bidders, to the extent provided by law, that pay their subcontractors and construction mechanics not less than the prevailing wage rates and fringe benefits, on city projects.

FOR THE CITY:

Sheldon A. Neeley, Mayor

  
Claude Edwards, City Administrator

APPROVED AS TO FINANCE:


  
Phillip Moore, Chief Financial Officer

FOR CITY COUNCIL:

\_\_\_\_\_  
City Council

APPROVED AS TO FORM:

  
JoAnne Gurley, City Attorney



RESOLUTION NO.: 250175-T  
PRESENTED: 6-4-2025  
ADOPTED: \_\_\_\_\_

**RESOLUTION APPROVING REALLOCATION OF \$200,000 IN ARPA FUNDS TO  
PRIVATE TREE REMOVAL PROGRAM**

**BY THE CITY ADMINISTRATOR:**

**Whereas**, in 2022 and 2023, the City of Flint received funds pursuant to the American Rescue Plan Act of 2021 (ARPA), which could be used by the City for specific and defined purposes. In 2023, the City of Flint obligated all of the ARPA funding received, of which approximately \$40 million was obligated as “revenue replacement” on December 20, 2023; and

**Whereas**, the City Council adopted resolution 240405.1-T which approved the reallocation of \$324,000 to the Private Tree Removal Program; and

**Whereas**, the City Administration proposes the reallocation of an additional \$200,000 in ARPA funds to the Private Tree Removal Program; and

Reallocated funds will be moved from Acct #101-287.000-963.000 *as* follows:

Account	Description	Amount
101-728.020-801.000	Tree Removal Match Funds Program	\$200,000

**IT IS RESOLVED** that the appropriate City officials are authorized to do all things necessary, including executing any necessary agreements, to appropriate funding from the funding source account #101-287.000-963.000 to Tree Removal Match Funds Program in the amount not to exceed \$200,000.00 amend FY 25 budget and make funds available for any future financial year as long as funds remain. Based on review and validation of the appropriate fund use by the City’s compliance firm, implementation of these funds will be consistent and compliant with US Department of Treasury requirements and previously approved authorizations.

**For the City:**

Clyde D. Edwards / A0475

Clyde D. Edwards / A0475 (May 30, 2025 14:07 EDT)

**Clyde D. Edwards, City Administrator**

**For the City Council:**

**Approved as to Form:**

JoAnne Gurley

JoAnne Gurley (May 30, 2025 13:52 EDT)

**JoAnne Gurley, City Attorney**

**Approved as to Finance:**

Phillip Moore

Phillip Moore (May 29, 2025 15:48 EDT)

**Phillip Moore, Chief Financial Officer**



## CITY OF FLINT

### **\*\* STAFF REVIEW FORM \*\***

*Effective: March 5, 2025*

**TODAY'S DATE:**

**BID/PROPOSAL#**

**AGENDA ITEM TITLE:**

**PREPARED BY:**

**VENDOR NAME:**

#### **Section I: BACKGROUND/SUMMARY OF PROPOSED ACTION:**

***Vendor Compliance (This vendor has been properly vetted and the responses are below):***

Federal government	(All documentation current, no violations)	<input type="checkbox"/> YES	<input type="checkbox"/> NO
State government	(All documentation current, no violations)	<input type="checkbox"/> YES	<input type="checkbox"/> NO
City of Flint	(All documentation current, no violations)	<input type="checkbox"/> YES	<input type="checkbox"/> NO

The requesting authority is validating that this vendor has been in full compliance with all past contract provisions and has not violated the terms of any contract with the City of Flint.

The City of Flint Tree Removal Match Funds program will enhance public safety and protect property. Through this initiative, the city will provide up to \$1,000.00 in matching funds to residents who invest in removing hazardous trees on their properties. Residents that meet HOPE program criteria will be given up to \$1,000 towards removal of a hazardous tree. The program aims to address the risks posed by trees that threaten both people and structures. By partnering with residents, Flint seeks to encourage proactive maintenance and reduce potential hazards. The matching funds will cover a portion of the expenses incurred by homeowners for tree removal. This collaborative effort is designed to improve overall community safety and mitigate risks associated with dangerous trees. The initiative reflects Flint's commitment to investing in the well-being and security of its residents.

#### **PROCUREMENT (MUST BE SPECIFIED)**

**Please specify how this vendor was identified: (Check one)**

- ☐ Sole Source (Please attach sole source statement to requisition)
- ☐ Competitive Bid Process (Please attach bid tabulation/documents to requisition)
- ☐ Cooperative Contract (MIDeal, Sourcwell, GSA, or other municipality)

\*Contract must be attached to your requisition and contract must appear on the vendor's quote for goods/services

- ☐ (3) Quotes (please attach all quotes to your requisition)



## **CITY OF FLINT**

### **\*\* STAFF REVIEW FORM \*\***

*Effective: March 5, 2025*

**Section II. PREVIOUS ALLOCATIONS (INCLUDE ALL ACCOUNTS USED FOR THIS PURPOSE)/ PROVIDE RESOLUTION OR CONTRACT INFORMATION THAT APPLIES**

Fiscal Year	Account	FY GL Allocation	FY PO Amount	FY Expensed	Resolution
25	101-728.020-801.000	\$324,000.00			240405.1-T

**Section III.**

**POSSIBLE BENEFIT TO THE CITY OF FLINT (RESIDENTS AND/OR CITY OPERATIONS) INCLUDE PARTNERSHIPS AND COLLABORATIONS:**

The Private Tree Removal program will significantly enhance the safety of Flint residents by reducing the risk of dangerous trees falling on homes or infrastructure. By sharing the cost of tree removal with residents, the program makes it more affordable for homeowners to address potential hazards. This proactive approach helps prevent property damage and personal injury, contributing to a safer community environment. Additionally, the program encourages property upkeep, which can improve neighborhood aesthetics and overall property values. Ultimately, this initiative fosters a collaborative effort between the city and its residents to create a more secure and visually appealing urban landscape.



## CITY OF FLINT

### **\*\* STAFF REVIEW FORM \*\***

*Effective: March 5, 2025*

#### **Section IV: FINANCIAL IMPLICATIONS:**

##### **IF ARPA related Expenditure:**

**Has this request been reviewed by E&Y Firm: YES ☒ NO ☐ IF NO, PLEASE EXPLAIN:**

In 2022 and 2023, the City of Flint received funds pursuant to the American Rescue Plan Act of 2021 (ARPA), which could be used by the City for specific and defined purposes. In 2023, the City of Flint obligated all of the ARPA funding received, of which approximately \$40 million was obligated as "revenue replacement;". The City Council adopted resolution 240405.1-T which approved the reallocation of \$324,000 to the Private Tree Removal Program. The City Administration proposes the reallocation of an additional \$200,000 in ARPA funds to the Private Tree Removal Program

**BUDGETED EXPENDITURE? YES ☐ NO ☐ IF NO, PLEASE EXPLAIN:**

Dept.	Name of Account	Account Number	Grant Code	Amount
DPW	Private Tree Removal Program	101-728.020-801.000		\$200,000.00
		<b>FY25 GRAND TOTAL</b>		<b>\$200,000.00</b>

**WHEN APPLICABLE, IF MORE THAN ONE (1) YEAR, PLEASE ESTIMATE TOTAL AMOUNT FOR EACH BUDGET YEAR: (This will depend on the term of the bid proposal)**

**BUDGET YEAR 1** \_\_\_\_\_

**BUDGET YEAR 2** \_\_\_\_\_


**BUDGET YEAR 3** \_\_\_\_\_

**OTHER IMPLICATIONS (i.e., collective bargaining):**



**CITY OF FLINT**  
**\*\* STAFF REVIEW FORM \*\***  
*Effective: March 5, 2025*

PRE-ENCUMBERED?    YES ☐   NO ☐    REQUISITION NO: \_\_\_\_\_

ACCOUNTING APPROVAL:     Date: \_\_\_\_\_


WILL YOUR DEPARTMENT NEED A CONTRACT?   YES ☐    NO ☐

**Section V: RESOLUTION DEFENSE TEAM:**

(Place the names of those who can defend this resolution at City Council)

	<u>NAME</u>	<u>PHONE NUMBER</u>
1	Heather Griffin / Seamus Bannon	
2		
3		

STAFF RECOMMENDATION: (PLEASE SELECT):    ☒ **APPROVED**    ☐ **NOT APPROVED**

DEPARTMENT HEAD SIGNATURE:  (May 29, 2025 15:42 EDT)  
(Name, Title)

**ADMINISTRATION APPROVAL:** \_\_\_\_\_  
(for \$20,000 or above spending authorizations)

250189-T



RESOLUTION NO.: \_\_\_\_\_

PRESENTED: 4-4-2025

ADOPTED: \_\_\_\_\_

**RESOLUTION APPROVING A LEASE OF A PORTION OF THE MCKINLEY  
CENTER TO THE GENESEE CONSERVATION DISTRICT ORGANIZATION**

**BY THE MAYOR:**

**WHEREAS**, the City of Flint owns the McKinley Center, located at 249 Peer Avenue in the City of Flint; and

**WHEREAS**, the Genesee Conservation District ("GCD") has received a federal grant for a comprehensive tree management program; and

**WHEREAS**, GCD seeks to enter into a new lease agreement to occupy a portion of the McKinley Center as its central office to implement a tree-planting program and provide tree sustainability workshops for the community; and

**WHEREAS**, GCD agrees to pay the City of Flint \$1,400.00 per month for a term of 24 months renewable for additional years for the duration of the grant funding.

**THEREFORE, IT IS RESOLVED** that the Flint City Council approves the lease by and between the City of Flint and the Genesee Conservation District, on the previously mentioned terms, and authorizes the appropriate City of Flint official to enter into and execute such a lease.

**APPROVED BY CITY COUNCIL:**

\_\_\_\_\_

**APPROVED BY THE MAYOR:**

\_\_\_\_\_  
**Sheldon A. Neeley, Mayor**

**APPROVED AS TO FORM:**

\_\_\_\_\_  
**JoAnne Gurley, City Attorney**



RESOLUTION NO.: 250182-T

PRESENTED: 6-4-2025

ADOPTED: \_\_\_\_\_

**Resolution Authorizing accepting the grant Continuing Professional Education (CPE) from the State of Michigan Commission on Law Enforcement Standards in the amount of \$99,000.00**

**BY THE CITY ADMINISTRATOR:**

**WHEREAS**, The City of Flint Police Department has been awarded funds, in the amount of \$99,000.00, from the State of Michigan for the purpose of in-service training for licensed law enforcement officers employed by the City; and

**WHEREAS**, The Michigan Legislature recognized the importance of continuing education for law enforcement and enacted PA1 to appropriately fund the initiative; and

**WHEREAS**, The City of Flint Police Department will benefit from the funds to offset the cost of the new continuing professional education required by the State of Michigan commission on Law Enforcement Standards;

Account Number	Account Name	Amount
296-326.201-958.000	Education, Training & Conference	\$99,000.00

**IT IS RESOLVED**, that the appropriate City officials are hereby authorized to do all things necessary to accept the funds enacted by Michigan Legislature PA1, amend the FY25 budget, appropriate award funding for revenue and expenditures in future fiscal years as long as the funds are available from the funder, and abide by the terms and conditions of the award from the State of Michigan, in the amount of \$99,000, to grant code SMLES-CPE25.

**APPROVED AS TO FORM:**

*Joanne Gurley*  
Joanne Gurley (May 23, 2025 09:53 EDT)

**Joanne Gurley, Chief Legal Officer**

**APPROVED AS TO FINANCE:**

*Phillip Moore*  
Phillip Moore (May 23, 2025 09:12 EDT)

**Phillip Moore, Chief Financial Officer**

**FOR THE CITY OF FLINT:**

*Clyde D. Edwards / A0471*  
Clyde D. Edwards / A0471 (May 23, 2025 11:33 EDT)

**Clyde Edwards, City Administrator**

**APPROVED BY CITY COUNCIL:**

\_\_\_\_\_  
**City Council President**





## CITY OF FLINT

### **\*\* STAFF REVIEW FORM \*\***

*Effective: March 5, 2025*

**TODAY'S DATE:** May 20, 2025

**BID/PROPOSAL#**

**AGENDA ITEM TITLE:** Resolution Authorizing accepting the grant Continuing Professional Education (CPE) from the State of Michigan Commission on Law Enforcement Standards in the amount of \$99,000.00

**PREPARED BY:** Angela Amerman

**VENDOR NAME:** State of Michigan

#### **Section I: BACKGROUND/SUMMARY OF PROPOSED ACTION:**

**Vendor Compliance (This vendor has been properly vetted and the responses are below):**

Federal government	(All documentation current, no violations)	<input type="checkbox"/> YES	<input type="checkbox"/> NO
State government	(All documentation current, no violations)	<input type="checkbox"/> YES	<input type="checkbox"/> NO
City of Flint	(All documentation current, no violations)	<input type="checkbox"/> YES	<input type="checkbox"/> NO

The requesting authority is validating that this vendor has been in full compliance with all past contract provisions and has not violated the terms of any contract with the City of Flint.

The Police Department would like to accept the \$99,000.00 from the State of Michigan Commission on Law Enforcement Standards to be used as allowed by the grant. The Michigan Legislature recognized the importance of continuing education for law enforcement and enacted PA1 to appropriately fund this initiative.

#### **PROCUREMENT (MUST BE SPECIFIED)**

**Please specify how this vendor was identified: (Check one)**

- ☐ Sole Source (Please attach sole source statement to requisition)
- ☐ Competitive Bid Process (Please attach bid tabulation/documents to requisition)
- ☐ Cooperative Contract (MIDeal, Sourcwell, GSA, or other municipality)
  - \*Contract must be attached to your requisition and contract must appear on the vendor's quote for goods/services
- ☐ (3) Quotes (please attach all quotes to your requisition)

#### **Section II. PREVIOUS ALLOCATIONS (INCLUDE ALL ACCOUNTS USED FOR THIS PURPOSE)/ PROVIDE RESOLUTION OR CONTRACT INFORMATION THAT APPLIES**



## CITY OF FLINT

### **\*\* STAFF REVIEW FORM \*\***

Effective: March 5, 2025

Fiscal Year	Account	FY GL Allocation	FY PO Amount	FY Expensed	Resolution
FY24	296-325.200-958.000	\$49,000.00			240279

#### Section III.

**POSSIBLE BENEFIT TO THE CITY OF FLINT (RESIDENTS AND/OR CITY OPERATIONS) INCLUDE PARTNERSHIPS AND COLLABORATIONS:**

The Police Department will benefit from the funds to offset the cost of the continuing professional education requirements required by the State of Michigan commission on Law Enforcement Standards.

#### Section IV: FINANCIAL IMPLICATIONS:

IF ARPA related Expenditure: n/a

Has this request been reviewed by E&Y Firm: YES ☐ NO ☐ IF NO, PLEASE EXPLAIN:

BUDGETED EXPENDITURE? YES ☒ NO ☐ IF NO, PLEASE EXPLAIN:

Dept.	Name of Account	Account Number	Grant Code	Amount
Police	Education, Training & Conference	296-326.201-958.000	SMLES-CPE25	\$99,000.00
		FY25 GRAND TOTAL		\$99,000.00



## CITY OF FLINT

### **\*\* STAFF REVIEW FORM \*\***

*Effective: March 5, 2025*

WHEN APPLICABLE, IF MORE THAN ONE (1) YEAR, PLEASE ESTIMATE TOTAL AMOUNT FOR EACH BUDGET YEAR: *(This will depend on the term of the bid proposal)*


BUDGET YEAR 1 \_\_\_\_\_

BUDGET YEAR 2 \_\_\_\_\_

BUDGET YEAR 3 \_\_\_\_\_

OTHER IMPLICATIONS (*i.e., collective bargaining*):

PRE-ENCUMBERED? YES ☐ NO ☒ REQUISITION NO:

ACCOUNTING APPROVAL:  Date: \_\_\_\_\_

WILL YOUR DEPARTMENT NEED A CONTRACT? YES ☐ NO ☒

#### **Section V: RESOLUTION DEFENSE TEAM:**

(Place the names of those who can defend this resolution at City Council)

	<u>NAME</u>	<u>PHONE NUMBER</u>
1	Terence Green	
2	Jeff Antcliff	
3		

STAFF RECOMMENDATION: (PLEASE SELECT): ☒ **APPROVED** ☐ **NOT APPROVED**



**CITY OF FLINT**

**\*\* STAFF REVIEW FORM \*\***

*Effective: March 5, 2025*

**DEPARTMENT HEAD SIGNATURE:** Terence Green  
Terence Green (May 23, 2025 09:05 EDT)  
(Terence Green, Police Chief)

**ADMINISTRATION APPROVAL:** \_\_\_\_\_  
(for \$20,000 or above spending authorizations)



## MSP MCOLES

# MCOLES Official Correspondence: Continuing Professional Education 2025 Curriculum and Funding Updates

December 17, 2024

**December 17, 2024**

Dear Law Enforcement Community,

This letter contains important updates regarding Continuing Professional Education (CPE) (I) curriculum requirements and (II) funding distribution for calendar year 2025.

In June, the Commission initiated a three-year pilot program for CPE, based on nationally recognized research and development protocols. This program aims to prioritize important training topics and align them with best practices and current issues in law enforcement, reinforcing the Commission's dedication to improving law enforcement capability and professionalism.

### **I. CPE CURRICULUM REQUIREMENTS**

CPE requirements for calendar year 2025 will consist of 8 hours of Commission-designated training topics and 16 hours of agency-selected training topics. This structure allows for customization based on individual needs while ensuring comprehensive professional development. Additionally, the Commission has updated the Quick Reference Guide via the CPE webpage, providing a glimpse of the CPE curriculum guidelines for the next three years, from 2025 through 2027.

While at least 24 hours of education and training are required for calendar year 2025, the Commission strongly encourages agencies to exceed the standard to meet the agency's needs and foster professional development.

## II. CPE FUNDING DISTRIBUTION

Funding has been secured for professional development, with each full-time equivalent (FTE) position receiving \$1,000 to meet the 2025 CPE standard. The Commission expects each agency will receive their 2025 CPE distribution within the next two weeks identified as "2025 CPE Distribution for Licensed LE Officers."

Any surplus CPE funds may be utilized by the agency for professional education/training of licensed law enforcement officers or, when necessary, to acquire equipment to facilitate CPE education/training. Such education/training must meet specific conditions to ensure they contribute meaningfully to professional development:

- It enhances law enforcement performance, professionalism, public and officer safety, and officer decision making
- It is pre-approved by the law enforcement agency head or their delegate
- It is pre-approved by the Commission

For comprehensive information on accessing CPE resources, including a list of approved vendors offering recognized courses, answers to frequently asked questions, funding guidelines, and instructions for registering in-service training programs within the Michigan Information and Tracking Network (MITN), [please visit our dedicated CPE webpage](#).

Thank you for your commitment to excellence in law enforcement.

Respectfully,

**Timothy S. Bourgeois**

Executive Director

Michigan Commission on Law Enforcement Standards

**MCOLES Official Correspondence: Continuing Professional Education 2025  
Curriculum and Funding Updates**

Copyright State of Michigan

## 2025 CPE Distributions *(made Dec 2024)*

AGENCY	FTEs	Payment
ADRIAN POLICE DEPARTMENT	30	\$ 30,000.00
ADRIAN TOWNSHIP POLICE DEPARTMENT	3	\$ 3,000.00
AKRON POLICE DEPARTMENT	1	\$ 1,000.00
ALBION DPS	15	\$ 15,000.00
ALCONA COUNTY SHERIFFS OFFICE	12	\$ 12,000.00
ALGER COUNTY SHERIFFS OFFICE	10	\$ 10,000.00
ALLEGAN COUNTY PROSECUTING ATTORNEY	1	\$ 1,000.00
ALLEGAN COUNTY SHERIFFS OFFICE	74	\$ 74,000.00
ALLEGAN POLICE DEPARTMENT	8	\$ 8,000.00
ALLEN PARK POLICE DEPARTMENT	38	\$ 38,000.00
ALMA DEPARTMENT OF PUBLIC SAFETY	12	\$ 12,000.00
ALMONT POLICE DEPARTMENT	7	\$ 7,000.00
ALPENA COUNTY SHERIFFS OFFICE	16	\$ 16,000.00
ALPENA POLICE DEPARTMENT	15	\$ 15,000.00
AMTRAK RAILROAD POLICE	1	\$ 1,000.00
ANN ARBOR POLICE DEPARTMENT	106	\$ 106,000.00
ANTRIM COUNTY SHERIFFS OFFICE	20	\$ 20,000.00
ARENAC COUNTY SHERIFFS OFFICE	13	\$ 13,000.00
ARGENTINE TOWNSHIP POLICE DEPARTMENT	7	\$ 7,000.00
ARMADA POLICE DEPARTMENT	5	\$ 5,000.00
AU GRES POLICE DEPARTMENT	1	\$ 1,000.00
AUBURN HILLS POLICE DEPARTMENT	48	\$ 48,000.00
AUGUSTA POLICE DEPARTMENT	1	\$ 1,000.00
BAD AXE POLICE DEPARTMENT	7	\$ 7,000.00
BANCROFT POLICE DEPARTMENT	1	\$ 1,000.00
BANGOR POLICE DEPARTMENT	6	\$ 6,000.00
BARAGA COUNTY SHERIFFS OFFICE	7	\$ 7,000.00
BARAGA POLICE DEPARTMENT	2	\$ 2,000.00
BARODA-LAKE TOWNSHIP POLICE DEPARTMENT	7	\$ 7,000.00
BARRY COUNTY SHERIFFS OFFICE	31	\$ 31,000.00
BARRY TOWNSHIP POLICE DEPARTMENT	2	\$ 2,000.00
BARRYTON POLICE DEPARTMENT	1	\$ 1,000.00

BATH TOWNSHIP POLICE DEPARTMENT	11	\$	11,000.00
BATTLE CREEK POLICE DEPARTMENT	116	\$	116,000.00
BAY CITY DPS	53	\$	53,000.00
BAY COUNTY SHERIFFS OFFICE	40	\$	40,000.00
BAY MILLS TRIBAL POLICE DEPARTMENT	13	\$	13,000.00
BEAVERTON POLICE DEPARTMENT	4	\$	4,000.00
BELDING POLICE DEPARTMENT	8	\$	8,000.00
BELLAIRE POLICE DEPARTMENT	2	\$	2,000.00
BELLEVILLE POLICE DEPARTMENT	8	\$	8,000.00
BELLEVUE POLICE DEPARTMENT	1	\$	1,000.00
BENTON HARBOR POLICE DEPARTMENT	18	\$	18,000.00
BENTON TOWNSHIP POLICE DEPARTMENT	13	\$	13,000.00
BENZIE COUNTY SHERIFFS OFFICE	19	\$	19,000.00
BERKLEY DPS	29	\$	29,000.00
BERRIEN COUNTY SHERIFFS OFFICE	78	\$	78,000.00
BERRIEN SPRINGS-ORONOKO TOWNSHIP POLICE DEPARTMENT	9	\$	9,000.00
BEVERLY HILLS DPS	23	\$	23,000.00
BIG RAPIDS DPS	19	\$	19,000.00
BIRCH RUN POLICE DEPARTMENT	7	\$	7,000.00
BIRMINGHAM POLICE DEPARTMENT	33	\$	33,000.00
BISHOP INTERNATIONAL AIRPORT AUTHORITY	13	\$	13,000.00
BLACKMAN TOWNSHIP DPS	39	\$	39,000.00
BLISSFIELD POLICE DEPARTMENT	5	\$	5,000.00
BLOOMFIELD HILLS DPS	23	\$	23,000.00
BLOOMFIELD TOWNSHIP POLICE DEPARTMENT	64	\$	64,000.00
BOYNE CITY POLICE DEPARTMENT	7	\$	7,000.00
BRANCH COUNTY SHERIFFS OFFICE	16	\$	16,000.00
BRECKENRIDGE POLICE DEPARTMENT	1	\$	1,000.00
BRIDGEPORT TOWNSHIP POLICE DEPARTMENT	9	\$	9,000.00
BRIDGMAN POLICE DEPARTMENT	5	\$	5,000.00
BRIGHTON POLICE DEPARTMENT	17	\$	17,000.00
BRONSON POLICE DEPARTMENT	4	\$	4,000.00
BROWN CITY POLICE DEPARTMENT	3	\$	3,000.00
BROWNSTOWN TOWNSHIP POLICE DEPARTMENT	35	\$	35,000.00
BUCHANAN POLICE DEPARTMENT	9	\$	9,000.00



BUENA VISTA TOWNSHIP POLICE DEPARTMENT	11	\$	11,000.00
BURTON POLICE DEPARTMENT	31	\$	31,000.00
CADILLAC POLICE DEPARTMENT	14	\$	14,000.00
CALHOUN COUNTY PROSECUTING ATTORNEY	2	\$	2,000.00
CALHOUN COUNTY SHERIFFS OFFICE	65	\$	65,000.00
CAMBRIDGE TOWNSHIP POLICE DEPARTMENT	4	\$	4,000.00
CANADIAN PACIFIC RAILWAY POLICE DEPARTMENT	8	\$	8,000.00
CANTON TOWNSHIP DPS	84	\$	84,000.00
CAPAC POLICE DEPARTMENT	3	\$	3,000.00
CAPITAL REGION AIRPORT AUTHORITY POLICE DEPT	9	\$	9,000.00
CARLETON POLICE DEPARTMENT	2	\$	2,000.00
CARO POLICE DEPARTMENT	7	\$	7,000.00
CARROLLTON TOWNSHIP POLICE DEPARTMENT	5	\$	5,000.00
CARSON CITY POLICE DEPARTMENT	2	\$	2,000.00
CASEVILLE POLICE DEPARTMENT	2	\$	2,000.00
CASPIAN POLICE DEPARTMENT	1	\$	1,000.00
CASS CITY POLICE DEPARTMENT	6	\$	6,000.00
CASS COUNTY SHERIFFS OFFICE	26	\$	26,000.00
CASSOPOLIS POLICE DEPARTMENT	4	\$	4,000.00
CENTER LINE DPS	19	\$	19,000.00
CENTRAL LAKE POLICE DEPARTMENT	1	\$	1,000.00
CENTRAL MICHIGAN UNIVERSITY POLICE DEPARTMENT	21	\$	21,000.00
CHARLEVOIX COUNTY SHERIFFS OFFICE	21	\$	21,000.00
CHARLEVOIX POLICE DEPARTMENT	6	\$	6,000.00
CHARLOTTE POLICE DEPARTMENT	14	\$	14,000.00
CHEBOYGAN COUNTY SHERIFFS OFFICE	24	\$	24,000.00
CHEBOYGAN POLICE DEPARTMENT	8	\$	8,000.00
CHELSEA POLICE DEPARTMENT	11	\$	11,000.00
CHESANING POLICE DEPARTMENT	5	\$	5,000.00
CHESTERFIELD TOWNSHIP POLICE DEPARTMENT	47	\$	47,000.00
CHIKAMING TOWNSHIP POLICE DEPARTMENT	5	\$	5,000.00
CHIPPEWA COUNTY SHERIFFS OFFICE	18	\$	18,000.00
CHOCOLAY TOWNSHIP POLICE DEPARTMENT	5	\$	5,000.00
CLARE COUNTY SHERIFFS OFFICE	21	\$	21,000.00
CLARE POLICE DEPARTMENT	7	\$	7,000.00

CLAWSON POLICE DEPARTMENT	16	\$	16,000.00
CLAY TOWNSHIP POLICE DEPARTMENT	18	\$	18,000.00
CLAYTON TOWNSHIP POLICE DEPARTMENT	6	\$	6,000.00
CLINTON COUNTY SHERIFFS OFFICE	30	\$	30,000.00
CLINTON POLICE DEPARTMENT	4	\$	4,000.00
CLINTON TOWNSHIP POLICE DEPARTMENT	90	\$	90,000.00
CLIO POLICE DEPARTMENT	4	\$	4,000.00
CN RAILWAY POLICE	12	\$	12,000.00
COLDWATER POLICE DEPARTMENT	18	\$	18,000.00
COLEMAN POLICE DEPARTMENT	2	\$	2,000.00
COLOMA TOWNSHIP POLICE DEPARTMENT	8	\$	8,000.00
COLON POLICE DEPARTMENT	2	\$	2,000.00
COLUMBIA TOWNSHIP POLICE DEPARTMENT	6	\$	6,000.00
CONSTANTINE POLICE DEPARTMENT	3	\$	3,000.00
CORUNNA POLICE DEPARTMENT	4	\$	4,000.00
COVERT TOWNSHIP POLICE DEPARTMENT	7	\$	7,000.00
CRAWFORD COUNTY SHERIFFS OFFICE	17	\$	17,000.00
CROSWELL POLICE DEPARTMENT	5	\$	5,000.00
CRYSTAL FALLS POLICE DEPARTMENT	1	\$	1,000.00
DAVISON POLICE DEPARTMENT	6	\$	6,000.00
DAVISON TOWNSHIP POLICE DEPARTMENT	21	\$	21,000.00
DEARBORN HEIGHTS POLICE DEPARTMENT	61	\$	61,000.00
DEARBORN POLICE DEPARTMENT	186	\$	186,000.00
DECATUR POLICE DEPARTMENT	5	\$	5,000.00
DECKERVILLE POLICE DEPARTMENT	1	\$	1,000.00
DELTA COMMUNITY COLLEGE DPS	8	\$	8,000.00
DELTA COUNTY SHERIFFS OFFICE	18	\$	18,000.00
DENTON TOWNSHIP POLICE DEPARTMENT	4	\$	4,000.00
DEPARTMENT OF NATURAL RESOURCES	250	\$	250,000.00
DETROIT POLICE DEPARTMENT	2290	\$	2,290,000.00
DETROIT PUBLIC SCHOOLS COMMUNITY DISTRICT PD	37	\$	37,000.00
DETROIT TRANSIT POLICE DEPARTMENT	18	\$	18,000.00
DEWITT POLICE DEPARTMENT	7	\$	7,000.00
DEWITT TOWNSHIP POLICE DEPARTMENT	14	\$	14,000.00
DICKINSON COUNTY SHERIFFS OFFICE	14	\$	14,000.00

DOUGLAS POLICE DEPARTMENT	5	\$ 5,000.00
DOWAGIAC POLICE DEPARTMENT	11	\$ 11,000.00
DRYDEN TOWNSHIP POLICE DEPARTMENT	5	\$ 5,000.00
DUNDEE POLICE DEPARTMENT	9	\$ 9,000.00
DURAND POLICE DEPARTMENT	7	\$ 7,000.00
EAST GRAND RAPIDS DPS	26	\$ 26,000.00
EAST JORDAN POLICE DEPARTMENT	5	\$ 5,000.00
EAST LANSING POLICE DEPARTMENT	44	\$ 44,000.00
EAST TAWAS POLICE DEPARTMENT	2	\$ 2,000.00
EASTERN MICHIGAN UNIVERSITY POLICE DEPARTMENT	29	\$ 29,000.00
EASTPOINTE POLICE DEPARTMENT	42	\$ 42,000.00
EATON COUNTY SHERIFFS OFFICE	58	\$ 58,000.00
EATON RAPIDS POLICE DEPARTMENT	8	\$ 8,000.00
EAU CLAIRE POLICE DEPARTMENT	1	\$ 1,000.00
ECORSE POLICE DEPARTMENT	17	\$ 17,000.00
ELK RAPIDS POLICE DEPARTMENT	6	\$ 6,000.00
ELKTON POLICE DEPARTMENT	1	\$ 1,000.00
ELSIE POLICE DEPARTMENT	1	\$ 1,000.00
EMMET COUNTY SHERIFFS OFFICE	26	\$ 26,000.00
EMMETT TOWNSHIP DPS	12	\$ 12,000.00
ERIE TOWNSHIP POLICE DEPARTMENT	5	\$ 5,000.00
ESCANABA DPS	30	\$ 30,000.00
ESSEXVILLE DPS	6	\$ 6,000.00
EVART POLICE DEPARTMENT	3	\$ 3,000.00
FAIRHAVEN TOWNSHIP POLICE DEPARTMENT	2	\$ 2,000.00
FARMINGTON DPS	21	\$ 21,000.00
FARMINGTON HILLS POLICE DEPARTMENT	109	\$ 109,000.00
FENTON POLICE DEPARTMENT	15	\$ 15,000.00
FERNDALE POLICE DEPARTMENT	38	\$ 38,000.00
FERRIS STATE UNIVERSITY DPS	12	\$ 12,000.00
FLAT ROCK POLICE DEPARTMENT	18	\$ 18,000.00
FLINT POLICE DEPARTMENT	99	\$ 99,000.00
FLINT TOWNSHIP POLICE DEPARTMENT	36	\$ 36,000.00
FLUSHING POLICE DEPARTMENT	13	\$ 13,000.00
FLUSHING TOWNSHIP POLICE DEPARTMENT	9	\$ 9,000.00

FORSYTH TOWNSHIP POLICE DEPARTMENT	7	\$	7,000.00
FOWLerville POLICE DEPARTMENT	9	\$	9,000.00
FRANKENMUTH POLICE DEPARTMENT	9	\$	9,000.00
FRANKFORT POLICE DEPARTMENT	3	\$	3,000.00
FRANKLIN POLICE DEPARTMENT	10	\$	10,000.00
FRASER DPS	26	\$	26,000.00
FREEPORT POLICE DEPARTMENT	1	\$	1,000.00
FREMONT POLICE DEPARTMENT	9	\$	9,000.00
FRUITPORT TOWNSHIP POLICE DEPARTMENT	11	\$	11,000.00
GAGETOWN POLICE DEPARTMENT	1	\$	1,000.00
GALIEN POLICE DEPARTMENT	1	\$	1,000.00
GARDEN CITY POLICE DEPARTMENT	33	\$	33,000.00
GARFIELD TOWNSHIP POLICE DEPARTMENT	1	\$	1,000.00
GAYLORD POLICE DEPARTMENT	12	\$	12,000.00
GENESEE COUNTY PARKS & RECREATION	13	\$	13,000.00
GENESEE COUNTY SHERIFFS OFFICE	128	\$	128,000.00
GENESEE TOWNSHIP POLICE DEPARTMENT	20	\$	20,000.00
GERRISH TOWNSHIP POLICE DEPARTMENT	7	\$	7,000.00
GIBRALTAR POLICE DEPARTMENT	9	\$	9,000.00
GLADSTONE DPS	9	\$	9,000.00
GLADWIN COUNTY SHERIFFS OFFICE	14	\$	14,000.00
GLADWIN POLICE DEPARTMENT	6	\$	6,000.00
GOGEBIC COUNTY SHERIFFS OFFICE	15	\$	15,000.00
GR FORD INTNATL AIRPORT POLICE DEPARTMENT	18	\$	18,000.00
GRAND BEACH-MICHIANA POLICE DEPARTMENT	5	\$	5,000.00
GRAND BLANC POLICE DEPARTMENT	16	\$	16,000.00
GRAND BLANC TOWNSHIP POLICE DEPARTMENT	40	\$	40,000.00
GRAND HAVEN DPS	30	\$	30,000.00
GRAND LEDGE POLICE DEPARTMENT	16	\$	16,000.00
GRAND RAPIDS COMMUNITY COLLEGE POLICE	13	\$	13,000.00
GRAND RAPIDS POLICE DEPARTMENT	265	\$	265,000.00
GRAND TRAVERSE BAND TRIBAL POLICE DEPARTMENT	11	\$	11,000.00
GRAND TRAVERSE COUNTY SHERIFFS OFFICE	70	\$	70,000.00
GRAND VALLEY STATE UNIVERSITY DPS	20	\$	20,000.00
GRANDVILLE POLICE DEPARTMENT	24	\$	24,000.00

GRANT POLICE DEPARTMENT	3	\$	3,000.00
GRATIOT COUNTY SHERIFFS OFFICE	25	\$	25,000.00
GRAYLING POLICE DEPARTMENT	5	\$	5,000.00
GREEN OAK CHARTER TOWNSHIP POLICE DEPARTMENT	15	\$	15,000.00
GREENVILLE DPS	15	\$	15,000.00
GROSSE ILE TOWNSHIP POLICE DEPARTMENT	15	\$	15,000.00
GROSSE POINTE DPS	22	\$	22,000.00
GROSSE POINTE FARMS DPS	31	\$	31,000.00
GROSSE POINTE PARK DPS	27	\$	27,000.00
GROSSE POINTE SHORES DPS	15	\$	15,000.00
GROSSE POINTE WOODS POLICE DEPARTMENT	29	\$	29,000.00
GUN LAKE TRIBE DPS	17	\$	17,000.00
HAMBURG TOWNSHIP POLICE DEPARTMENT	18	\$	18,000.00
HAMPTON TOWNSHIP DPS	9	\$	9,000.00
HAMTRAMCK POLICE DEPARTMENT	34	\$	34,000.00
HANCOCK POLICE DEPARTMENT	10	\$	10,000.00
HANNAHVILLE TRIBAL POLICE DEPARTMENT	9	\$	9,000.00
HARBOR BEACH POLICE DEPARTMENT	4	\$	4,000.00
HARBOR SPRINGS POLICE DEPARTMENT	6	\$	6,000.00
HARPER WOODS POLICE DEPARTMENT	22	\$	22,000.00
HART POLICE DEPARTMENT	6	\$	6,000.00
HARTFORD POLICE DEPARTMENT	5	\$	5,000.00
HASTINGS POLICE DEPARTMENT	12	\$	12,000.00
HAZEL PARK POLICE DEPARTMENT	35	\$	35,000.00
HIGHLAND PARK DPS	16	\$	16,000.00
HILLSDALE COUNTY SHERIFFS OFFICE	21	\$	21,000.00
HILLSDALE POLICE DEPARTMENT	14	\$	14,000.00
HOLLAND DPS	55	\$	55,000.00
HOLLY POLICE DEPARTMENT	12	\$	12,000.00
HOME TOWNSHIP POLICE DEPARTMENT	2	\$	2,000.00
HOUGHTON COUNTY SHERIFFS OFFICE	20	\$	20,000.00
HOUGHTON POLICE DEPARTMENT	10	\$	10,000.00
HOWELL POLICE DEPARTMENT	15	\$	15,000.00
HUDSON POLICE DEPARTMENT	4	\$	4,000.00
HUNTINGTON WOODS DPS	17	\$	17,000.00

HURON CLINTON METROPOLITAN AUTHORITY POLICE DEPT	42	\$	42,000.00
HURON COUNTY SHERIFFS OFFICE	21	\$	21,000.00
HURON POTAWATOMI POLICE DEPARTMENT	18	\$	18,000.00
HURON TOWNSHIP POLICE DEPARTMENT	27	\$	27,000.00
IMLAY CITY POLICE DEPARTMENT	8	\$	8,000.00
INDIANFIELDS TOWNSHIP POLICE DEPARTMENT	1	\$	1,000.00
INGHAM COUNTY SHERIFFS OFFICE	73	\$	73,000.00
INKSTER POLICE DEPARTMENT	20	\$	20,000.00
IONIA COUNTY SHERIFFS OFFICE	22	\$	22,000.00
IONIA DPS	14	\$	14,000.00
IOSCO COUNTY SHERIFFS OFFICE	6	\$	6,000.00
IRON COUNTY SHERIFFS OFFICE	9	\$	9,000.00
IRON MOUNTAIN POLICE DEPARTMENT	13	\$	13,000.00
IRON RIVER POLICE DEPARTMENT	4	\$	4,000.00
IRONWOOD DPS	13	\$	13,000.00
ISABELLA COUNTY SHERIFFS OFFICE	22	\$	22,000.00
ISHPEMING POLICE DEPARTMENT	10	\$	10,000.00
ISHPEMING TOWNSHIP POLICE DEPARTMENT	3	\$	3,000.00
JACKSON COUNTY SHERIFFS OFFICE	46	\$	46,000.00
JACKSON POLICE DEPARTMENT	45	\$	45,000.00
JONESVILLE POLICE DEPARTMENT	2	\$	2,000.00
KALAMAZOO COUNTY PROSECUTING ATTORNEY	4	\$	4,000.00
KALAMAZOO COUNTY SHERIFFS OFFICE	104	\$	104,000.00
KALAMAZOO DPS	229	\$	229,000.00
KALAMAZOO TOWNSHIP POLICE DEPARTMENT	32	\$	32,000.00
KALAMAZOO VALLEY COMMUNITY COLLEGE DPS	7	\$	7,000.00
KALKASKA COUNTY SHERIFFS OFFICE	19	\$	19,000.00
KALKASKA POLICE DEPARTMENT	4	\$	4,000.00
KEEGO HARBOR POLICE DEPARTMENT	5	\$	5,000.00
KELLOGG COMMUNITY COLLEGE DPS	4	\$	4,000.00
KENT COUNTY SHERIFFS OFFICE	271	\$	271,000.00
KENTWOOD POLICE DEPARTMENT	61	\$	61,000.00
KEWEENAW BAY TRIBAL POLICE DEPARTMENT	2	\$	2,000.00
KEWEENAW COUNTY SHERIFFS OFFICE	7	\$	7,000.00
KINDE POLICE DEPARTMENT	1	\$	1,000.00

KINGSFORD DPS	18	\$	18,000.00
KINGSTON POLICE DEPARTMENT	1	\$	1,000.00
KINROSS TOWNSHIP POLICE DEPARTMENT	2	\$	2,000.00
KIRTLAND COMMUNITY COLLEGE DPS	2	\$	2,000.00
LAC VIEUX DESERT TRIBAL POLICE DEPARTMENT	3	\$	3,000.00
LAINGSBURG POLICE DEPARTMENT	1	\$	1,000.00
LAKE ANGELUS POLICE DEPARTMENT	4	\$	4,000.00
LAKE COUNTY SHERIFFS OFFICE	17	\$	17,000.00
LAKE LINDEN POLICE DEPARTMENT	1	\$	1,000.00
LAKE ODESSA POLICE DEPARTMENT	3	\$	3,000.00
LAKE ORION POLICE DEPARTMENT	4	\$	4,000.00
LAKEVIEW POLICE DEPARTMENT	3	\$	3,000.00
LANSE POLICE DEPARTMENT	3	\$	3,000.00
LANSING COMMUNITY COLLEGE POLICE DEPARTMENT	11	\$	11,000.00
LANSING POLICE DEPARTMENT	188	\$	188,000.00
LANSING TOWNSHIP POLICE DEPARTMENT	13	\$	13,000.00
LAPEER COUNTY SHERIFFS OFFICE	48	\$	48,000.00
LAPEER POLICE DEPARTMENT	19	\$	19,000.00
LAPEER TOWNSHIP POLICE DEPARTMENT	1	\$	1,000.00
LATHRUP VILLAGE POLICE DEPARTMENT	11	\$	11,000.00
LAURIUM POLICE DEPARTMENT	2	\$	2,000.00
LAWRENCE POLICE DEPARTMENT	1	\$	1,000.00
LAWTON POLICE DEPARTMENT	3	\$	3,000.00
LEELANAU COUNTY SHERIFFS OFFICE	20	\$	20,000.00
LENAWEE COUNTY PROSECUTING ATTORNEY	1	\$	1,000.00
LENAWEE COUNTY SHERIFFS OFFICE	38	\$	38,000.00
LENNON POLICE DEPARTMENT	1	\$	1,000.00
LESLIE POLICE DEPARTMENT	4	\$	4,000.00
LEXINGTON POLICE DEPARTMENT	3	\$	3,000.00
LINCOLN PARK POLICE DEPARTMENT	42	\$	42,000.00
LINCOLN TOWNSHIP POLICE DEPARTMENT	16	\$	16,000.00
LINDEN POLICE DEPARTMENT	7	\$	7,000.00
LITCHFIELD POLICE DEPARTMENT	3	\$	3,000.00
LITTLE RIVER BAND OF OTTAWA INDIANS DPS	15	\$	15,000.00
LITTLE TRAVERSE BAY TRIBAL POLICE	7	\$	7,000.00

LIVINGSTON COUNTY SHERIFFS OFFICE	64	\$ 64,000.00
LIVONIA POLICE DEPARTMENT	124	\$ 124,000.00
LOWELL POLICE DEPARTMENT	6	\$ 6,000.00
LUCE COUNTY SHERIFFS OFFICE	6	\$ 6,000.00
LUDINGTON POLICE DEPARTMENT	14	\$ 14,000.00
LUNA PIER POLICE DEPARTMENT	2	\$ 2,000.00
MACKINAC COUNTY SHERIFFS OFFICE	13	\$ 13,000.00
MACKINAC ISLAND POLICE DEPARTMENT	6	\$ 6,000.00
MACKINAW CITY POLICE DEPARTMENT	6	\$ 6,000.00
MACOMB COMMUNITY COLLEGE POLICE DEPARTMENT	28	\$ 28,000.00
MACOMB COUNTY SHERIFFS OFFICE	258	\$ 258,000.00
MADISON HEIGHTS POLICE DEPARTMENT	45	\$ 45,000.00
MADISON TOWNSHIP POLICE DEPARTMENT	5	\$ 5,000.00
MANCELONA POLICE DEPARTMENT	2	\$ 2,000.00
MANISTEE COUNTY SHERIFFS OFFICE	13	\$ 13,000.00
MANISTEE POLICE DEPARTMENT	11	\$ 11,000.00
MANISTIQUE DPS	8	\$ 8,000.00
MANTON POLICE DEPARTMENT	1	\$ 1,000.00
MARENISCO TOWNSHIP POLICE DEPARTMENT	1	\$ 1,000.00
MARINE CITY POLICE DEPARTMENT	7	\$ 7,000.00
MARLETTE POLICE DEPARTMENT	5	\$ 5,000.00
MARQUETTE COUNTY SHERIFFS OFFICE	24	\$ 24,000.00
MARQUETTE POLICE DEPARTMENT	32	\$ 32,000.00
MARSHALL POLICE DEPARTMENT	14	\$ 14,000.00
MARYSVILLE POLICE DEPARTMENT	16	\$ 16,000.00
MASON COUNTY SHERIFFS OFFICE	25	\$ 25,000.00
MASON POLICE DEPARTMENT	11	\$ 11,000.00
MATTAWAN POLICE DEPARTMENT	5	\$ 5,000.00
MAYVILLE POLICE DEPARTMENT	1	\$ 1,000.00
MECOSTA COUNTY SHERIFFS OFFICE	21	\$ 21,000.00
MELVINDALE POLICE DEPARTMENT	16	\$ 16,000.00
MEMPHIS POLICE DEPARTMENT	3	\$ 3,000.00
MENDON POLICE DEPARTMENT	1	\$ 1,000.00
MENOMINEE COUNTY SHERIFFS OFFICE	15	\$ 15,000.00
MENOMINEE POLICE DEPARTMENT	15	\$ 15,000.00



MERIDIAN TOWNSHIP POLICE DEPARTMENT	33	\$ 33,000.00
METAMORA TOWNSHIP POLICE DEPARTMENT	6	\$ 6,000.00
METRO POLICE AUTHORITY OF GENESEE COUNTY	25	\$ 25,000.00
MICHIGAN DEPARTMENT OF ATTORNEY GENERAL	62	\$ 62,000.00
MICHIGAN HOUSE OF REPRESENTATIVES	15	\$ 15,000.00
MICHIGAN SENATE POLICE DEPARTMENT	16	\$ 16,000.00
MICHIGAN STATE POLICE	1949	\$ 1,949,000.00
MICHIGAN STATE UNIVERSITY POLICE DEPARTMENT	67	\$ 67,000.00
MICHIGAN TECHNOLOGICAL UNIVERSITY DPS	11	\$ 11,000.00
MIDLAND COUNTY SHERIFFS OFFICE	40	\$ 40,000.00
MIDLAND POLICE DEPARTMENT	49	\$ 49,000.00
MILAN POLICE DEPARTMENT	15	\$ 15,000.00
MILFORD POLICE DEPARTMENT	20	\$ 20,000.00
MILLINGTON POLICE DEPARTMENT	1	\$ 1,000.00
MINDEN CITY POLICE DEPARTMENT	1	\$ 1,000.00
MISSAUKEE COUNTY SHERIFFS OFFICE	12	\$ 12,000.00
MONROE COUNTY SHERIFFS OFFICE	84	\$ 84,000.00
MONROE POLICE DEPARTMENT	35	\$ 35,000.00
MONTAGUE POLICE DEPARTMENT	5	\$ 5,000.00
MONTCALM COUNTY SHERIFFS OFFICE	22	\$ 22,000.00
MONTMORENCY COUNTY SHERIFFS OFFICE	17	\$ 17,000.00
MONTROSE TOWNSHIP POLICE DEPARTMENT	9	\$ 9,000.00
MORENCI POLICE DEPARTMENT	4	\$ 4,000.00
MORRICE POLICE DEPARTMENT	1	\$ 1,000.00
MOTT COMMUNITY COLLEGE DPS	19	\$ 19,000.00
MOUNT MORRIS POLICE DEPARTMENT	6	\$ 6,000.00
MOUNT MORRIS TOWNSHIP POLICE DEPARTMENT	25	\$ 25,000.00
MOUNT PLEASANT POLICE DEPARTMENT	26	\$ 26,000.00
MUNISING POLICE DEPARTMENT	4	\$ 4,000.00
MUSKEGON COUNTY SHERIFFS OFFICE	50	\$ 50,000.00
MUSKEGON HEIGHTS POLICE DEPARTMENT	23	\$ 23,000.00
MUSKEGON POLICE DEPARTMENT	69	\$ 69,000.00
MUSKEGON TOWNSHIP POLICE DEPARTMENT	15	\$ 15,000.00
NAPOLEON TOWNSHIP POLICE DEPARTMENT	6	\$ 6,000.00
NASHVILLE POLICE DEPARTMENT	2	\$ 2,000.00

NEGAUNEE POLICE DEPARTMENT	8	\$ 8,000.00
NEW BALTIMORE POLICE DEPARTMENT	16	\$ 16,000.00
NEW BUFFALO POLICE DEPARTMENT	9	\$ 9,000.00
NEW ERA POLICE DEPARTMENT	1	\$ 1,000.00
NEW LOTHROP POLICE DEPARTMENT	2	\$ 2,000.00
NEWAYGO COUNTY SHERIFFS OFFICE	30	\$ 30,000.00
NEWAYGO POLICE DEPARTMENT	6	\$ 6,000.00
NILES POLICE DEPARTMENT	15	\$ 15,000.00
NORFOLK SOUTHERN RAILROAD POLICE	8	\$ 8,000.00
NORTH MUSKEGON POLICE DEPARTMENT	8	\$ 8,000.00
NORTHERN MICHIGAN UNIVERSITY POLICE DEPARTMENT	17	\$ 17,000.00
NORTHFIELD TOWNSHIP POLICE DEPARTMENT	11	\$ 11,000.00
NORTHVILLE POLICE DEPARTMENT	11	\$ 11,000.00
NORTHVILLE TOWNSHIP DPS	36	\$ 36,000.00
NORTON SHORES POLICE DEPARTMENT	36	\$ 36,000.00
NORWAY POLICE DEPARTMENT	6	\$ 6,000.00
NOVI POLICE DEPARTMENT	68	\$ 68,000.00
OAK PARK DPS	45	\$ 45,000.00
OAKLAND COMMUNITY COLLEGE DPS	22	\$ 22,000.00
OAKLAND COUNTY PROSECUTING ATTORNEY	12	\$ 12,000.00
OAKLAND COUNTY SHERIFFS OFFICE	617	\$ 617,000.00
OAKLAND UNIVERSITY POLICE DEPARTMENT	18	\$ 18,000.00
OAKLEY POLICE DEPARTMENT	1	\$ 1,000.00
OCEANA COUNTY SHERIFFS OFFICE	20	\$ 20,000.00
OGEMAW COUNTY SHERIFFS OFFICE	18	\$ 18,000.00
OLIVET POLICE DEPARTMENT	1	\$ 1,000.00
ONTONAGON COUNTY SHERIFFS OFFICE	6	\$ 6,000.00
ONTWA TOWNSHIP-EDWARDSBURG POLICE DEPARTMENT	6	\$ 6,000.00
ORCHARD LAKE POLICE DEPARTMENT	11	\$ 11,000.00
OSCEOLA COUNTY SHERIFFS OFFICE	21	\$ 21,000.00
OSCODA COUNTY SHERIFFS OFFICE	10	\$ 10,000.00
OSCODA TOWNSHIP POLICE DEPARTMENT	11	\$ 11,000.00
OTISVILLE POLICE DEPARTMENT	1	\$ 1,000.00
OTSEGO COUNTY SHERIFFS OFFICE	10	\$ 10,000.00
OTSEGO POLICE DEPARTMENT	7	\$ 7,000.00

OTTAWA COUNTY SHERIFFS OFFICE	138	\$	138,000.00
OVID POLICE DEPARTMENT	2	\$	2,000.00
OWENDALE POLICE DEPARTMENT	1	\$	1,000.00
OWOSSO POLICE DEPARTMENT	19	\$	19,000.00
OXFORD POLICE DEPARTMENT	7	\$	7,000.00
PAW PAW POLICE DEPARTMENT	8	\$	8,000.00
PECK POLICE DEPARTMENT	1	\$	1,000.00
PENTWATER POLICE DEPARTMENT	3	\$	3,000.00
PERRY POLICE DEPARTMENT	4	\$	4,000.00
PETOSKEY DPS	18	\$	18,000.00
PIGEON POLICE DEPARTMENT	1	\$	1,000.00
PINCKNEY POLICE DEPARTMENT	6	\$	6,000.00
PINCONNING POLICE DEPARTMENT	1	\$	1,000.00
PITTSFIELD TOWNSHIP DPS	41	\$	41,000.00
PLAINWELL DPS	9	\$	9,000.00
PLEASANT RIDGE POLICE DEPARTMENT	6	\$	6,000.00
PLYMOUTH POLICE DEPARTMENT	15	\$	15,000.00
PLYMOUTH TOWNSHIP POLICE DEPARTMENT	27	\$	27,000.00
POKAGON TRIBAL POLICE	43	\$	43,000.00
PORT AUSTIN POLICE DEPARTMENT	2	\$	2,000.00
PORT HURON POLICE DEPARTMENT	53	\$	53,000.00
PORTAGE POLICE DEPARTMENT	62	\$	62,000.00
PORTLAND POLICE DEPARTMENT	6	\$	6,000.00
POTTERVILLE POLICE DEPARTMENT	3	\$	3,000.00
PRAIRIEVILLE TOWNSHIP POLICE DEPARTMENT	2	\$	2,000.00
PRESQUE ISLE COUNTY SHERIFFS OFFICE	12	\$	12,000.00
QUINCY POLICE DEPARTMENT	2	\$	2,000.00
RAISIN TOWNSHIP DPS	4	\$	4,000.00
READING POLICE DEPARTMENT	2	\$	2,000.00
REDFORD TOWNSHIP POLICE DEPARTMENT	53	\$	53,000.00
REED CITY POLICE DEPARTMENT	4	\$	4,000.00
REESE POLICE DEPARTMENT	2	\$	2,000.00
RICHFIELD TOWNSHIP DPS	6	\$	6,000.00
RICHFIELD TOWNSHIP POLICE DEPARTMENT	8	\$	8,000.00
RICHLAND POLICE DEPARTMENT	4	\$	4,000.00

RICHLAND TOWNSHIP POLICE DEPARTMENT	4	\$	4,000.00
RICHMOND POLICE DEPARTMENT	11	\$	11,000.00
RIVER ROUGE POLICE DEPARTMENT	16	\$	16,000.00
RIVERVIEW POLICE DEPARTMENT	21	\$	21,000.00
ROCHESTER POLICE DEPARTMENT	21	\$	21,000.00
ROCKFORD DPS	11	\$	11,000.00
ROCKWOOD POLICE DEPARTMENT	7	\$	7,000.00
ROGERS CITY POLICE DEPARTMENT	6	\$	6,000.00
ROMEO POLICE DEPARTMENT	8	\$	8,000.00
ROMULUS POLICE DEPARTMENT	41	\$	41,000.00
ROOSEVELT PARK POLICE DEPARTMENT	6	\$	6,000.00
ROSCOMMON COUNTY SHERIFFS OFFICE	26	\$	26,000.00
ROSEVILLE POLICE DEPARTMENT	67	\$	67,000.00
ROSS TOWNSHIP POLICE DEPARTMENT	1	\$	1,000.00
ROTHBURY POLICE DEPARTMENT	1	\$	1,000.00
ROYAL OAK POLICE DEPARTMENT	73	\$	73,000.00
SAGINAW CHIPPEWA TRIBAL POLICE DEPARTMENT	28	\$	28,000.00
SAGINAW COUNTY SHERIFFS OFFICE	57	\$	57,000.00
SAGINAW POLICE DEPARTMENT	59	\$	59,000.00
SAGINAW TOWNSHIP POLICE DEPARTMENT	41	\$	41,000.00
SAGINAW VALLEY STATE UNIVERSITY POLICE	9	\$	9,000.00
SALINE POLICE DEPARTMENT	11	\$	11,000.00
SANDUSKY POLICE DEPARTMENT	5	\$	5,000.00
SANILAC COUNTY SHERIFFS OFFICE	29	\$	29,000.00
SAULT STE MARIE POLICE DEPARTMENT	19	\$	19,000.00
SAULT STE MARIE TRIBE POLICE DEPARTMENT	23	\$	23,000.00
SCHOOLCRAFT COLLEGE POLICE DEPARTMENT	16	\$	16,000.00
SCHOOLCRAFT COUNTY SHERIFFS OFFICE	3	\$	3,000.00
SCHOOLCRAFT POLICE DEPARTMENT	3	\$	3,000.00
SCOTTVILLE POLICE DEPARTMENT	1	\$	1,000.00
SEBEWAING POLICE DEPARTMENT	3	\$	3,000.00
SHELBY POLICE DEPARTMENT	2	\$	2,000.00
SHELBY TOWNSHIP POLICE DEPARTMENT	80	\$	80,000.00
SHEPHERD POLICE DEPARTMENT	2	\$	2,000.00
SHIAWASSEE COUNTY PROSECUTING ATTORNEY	1	\$	1,000.00

SHIAWASSEE COUNTY SHERIFFS OFFICE	33	\$	33,000.00
SOMERSET TOWNSHIP POLICE DEPARTMENT	2	\$	2,000.00
SOUTH HAVEN POLICE DEPARTMENT	19	\$	19,000.00
SOUTH LYON POLICE DEPARTMENT	15	\$	15,000.00
SOUTH ROCKWOOD POLICE DEPARTMENT	4	\$	4,000.00
SOUTHFIELD POLICE DEPARTMENT	114	\$	114,000.00
SOUTHGATE POLICE DEPARTMENT	36	\$	36,000.00
SPARTA POLICE DEPARTMENT	8	\$	8,000.00
SPRING ARBOR TOWNSHIP POLICE DEPARTMENT	2	\$	2,000.00
SPRINGPORT TOWNSHIP POLICE DEPARTMENT	2	\$	2,000.00
ST. CHARLES POLICE DEPARTMENT	3	\$	3,000.00
ST. CLAIR CITY POLICE DEPARTMENT	8	\$	8,000.00
ST. CLAIR COUNTY SHERIFFS OFFICE	82	\$	82,000.00
ST. CLAIR SHORES POLICE DEPARTMENT	81	\$	81,000.00
ST. IGNACE POLICE DEPARTMENT	3	\$	3,000.00
ST. JOHNS POLICE DEPARTMENT	9	\$	9,000.00
ST. JOSEPH COUNTY SHERIFFS OFFICE	27	\$	27,000.00
ST. JOSEPH DPS	23	\$	23,000.00
ST. JOSEPH TOWNSHIP POLICE DEPARTMENT	11	\$	11,000.00
ST. LOUIS POLICE DEPARTMENT	7	\$	7,000.00
STANTON POLICE DEPARTMENT	3	\$	3,000.00
STERLING HEIGHTS POLICE DEPARTMENT	157	\$	157,000.00
STOCKBRIDGE POLICE DEPARTMENT	2	\$	2,000.00
STURGIS POLICE DEPARTMENT	21	\$	21,000.00
SUMPTER TOWNSHIP POLICE DEPARTMENT	17	\$	17,000.00
SYLVAN LAKE POLICE DEPARTMENT	5	\$	5,000.00
TAWAS CITY POLICE DEPARTMENT	3	\$	3,000.00
TAYLOR POLICE DEPARTMENT	70	\$	70,000.00
TECUMSEH POLICE DEPARTMENT	14	\$	14,000.00
THOMAS TOWNSHIP POLICE DEPARTMENT	8	\$	8,000.00
THREE OAKS POLICE DEPARTMENT	2	\$	2,000.00
THREE RIVERS POLICE DEPARTMENT	13	\$	13,000.00
TITTABAWASSEE TOWNSHIP POLICE DEPARTMENT	11	\$	11,000.00
TRAVERSE CITY POLICE DEPARTMENT	28	\$	28,000.00
TRENTON POLICE DEPARTMENT	33	\$	33,000.00

TROY POLICE DEPARTMENT	106	\$ 106,000.00
TUSCARORA TOWNSHIP POLICE DEPARTMENT	8	\$ 8,000.00
TUSCOLA COUNTY SHERIFFS OFFICE	23	\$ 23,000.00
UBLY POLICE DEPARTMENT	1	\$ 1,000.00
UNADILLA TOWNSHIP POLICE DEPARTMENT	2	\$ 2,000.00
UNION CITY POLICE DEPARTMENT	5	\$ 5,000.00
UNIONVILLE POLICE DEPARTMENT	1	\$ 1,000.00
UNIVERSITY OF MICHIGAN DEARBORN DPS	12	\$ 12,000.00
UNIVERSITY OF MICHIGAN DPS	60	\$ 60,000.00
UNIVERSITY OF MICHIGAN FLINT DPS	20	\$ 20,000.00
UTICA POLICE DEPARTMENT	13	\$ 13,000.00
VAN BUREN COUNTY SHERIFFS OFFICE	61	\$ 61,000.00
VAN BUREN TOWNSHIP POLICE DEPARTMENT	42	\$ 42,000.00
VASSAR POLICE DEPARTMENT	6	\$ 6,000.00
VERNON POLICE DEPARTMENT	1	\$ 1,000.00
VICKSBURG POLICE DEPARTMENT	6	\$ 6,000.00
WALKER POLICE DEPARTMENT	39	\$ 39,000.00
WALKERVILLE POLICE DEPARTMENT	1	\$ 1,000.00
WALLED LAKE POLICE DEPARTMENT	11	\$ 11,000.00
WARREN POLICE DEPARTMENT	225	\$ 225,000.00
WASHTENAW COMMUNITY COLLEGE DPS	6	\$ 6,000.00
WASHTENAW COUNTY SHERIFFS OFFICE	135	\$ 135,000.00
WATERFORD TOWNSHIP POLICE DEPARTMENT	52	\$ 52,000.00
WATERSMEET TOWNSHIP POLICE DEPARTMENT	1	\$ 1,000.00
WATERVLIET POLICE DEPARTMENT	4	\$ 4,000.00
WAYLAND POLICE DEPARTMENT	5	\$ 5,000.00
WAYNE COUNTY AIRPORT AUTHORITY POLICE DEPARTMENT	90	\$ 90,000.00
WAYNE COUNTY COMMUNITY COLLEGE POLICE AUTHORITY	21	\$ 21,000.00
WAYNE COUNTY PROSECUTING ATTORNEY	22	\$ 22,000.00
WAYNE COUNTY SHERIFFS OFFICE	387	\$ 387,000.00
WAYNE POLICE DEPARTMENT	23	\$ 23,000.00
WAYNE STATE UNIVERSITY DPS	47	\$ 47,000.00
WEST BLOOMFIELD TOWNSHIP POLICE DEPARTMENT	74	\$ 74,000.00
WEST BRANCH POLICE DEPARTMENT	6	\$ 6,000.00
WESTERN MICHIGAN UNIVERSITY POLICE DEPARTMENT	32	\$ 32,000.00

WESTLAND POLICE DEPARTMENT	71	\$ 71,000.00
WEXFORD COUNTY SHERIFFS OFFICE	23	\$ 23,000.00
WHITE CLOUD POLICE DEPARTMENT	3	\$ 3,000.00
WHITE LAKE TOWNSHIP POLICE DEPARTMENT	28	\$ 28,000.00
WHITE PIGEON POLICE DEPARTMENT	3	\$ 3,000.00
WHITEHALL POLICE DEPARTMENT	8	\$ 8,000.00
WILLIAMSTON POLICE DEPARTMENT	5	\$ 5,000.00
WIXOM POLICE DEPARTMENT	21	\$ 21,000.00
WOLVERINE LAKE POLICE DEPARTMENT	8	\$ 8,000.00
WOODHAVEN POLICE DEPARTMENT	28	\$ 28,000.00
WOODLAND TOWNSHIP POLICE DEPARTMENT	1	\$ 1,000.00
WYANDOTTE POLICE DEPARTMENT	34	\$ 34,000.00
WYOMING POLICE DEPARTMENT	93	\$ 93,000.00
YALE POLICE DEPARTMENT	5	\$ 5,000.00
YPSILANTI POLICE DEPARTMENT	22	\$ 22,000.00
ZEELAND POLICE DEPARTMENT	10	\$ 10,000.00
ZILWAUKEE POLICE DEPARTMENT	1	\$ 1,000.00

**TOTAL: \$ 17,615,000.00**



RESOLUTION NO.: \_\_\_\_\_

PRESENTED: \_\_\_\_\_

ADOPTED: \_\_\_\_\_

250188-T

**RESOLUTION APPROVING \$25,000 IN EMERGENCY FUNDING FOR FLINT  
GENESEE JOB CORPS CENTER**

**BY THE MAYOR AND CITY COUNCIL:**

Whereas, the Flint Genesee Job Corps Center is preparing to shut down after a decision by the U.S. Department of Labor to pause operations at five centers nationwide; and

Whereas, the center currently serves 147 students, many of whom live on site and rely on the program for basic needs; and


Whereas, the center offers, amongst other things, career training to underserved youth; and

Whereas, the Mayor and City Council proposes approving emergency funding to Flint Genesee Jo Corps in the amount of \$25,000.

Account	Description	Amount
288-171.730-801.000	Flint Genesee Job Corps Center Emergency Fund	\$25,000

**IT IS RESOLVED** that the appropriate City officials are authorized to do all things necessary, including executing any necessary agreements, to appropriate funding from the funding source account #288-266.209-963.000 to Flint Genesee Job Corps Center Emergency Fund in the amount not to exceed \$25,000.00 amend FY 25 budget and make funds available for any future financial year as long as funds remain.


For the City:

  
Clyde D. Edwards, City Administrator

For the City Council:

\_\_\_\_\_


Approved as to Form:

  
JoAnne Gurley, City Attorney

Approved as to Finance:

  
Phillip Moore, Chief Financial Officer





250160-T

RESOLUTION NO.: \_\_\_\_\_

PRESENTED: 5-14-2025

ADOPTED: \_\_\_\_\_

**RESOLUTION ADOPTING THE FY2026 CITY OF FLINT BUDGET**

On March 3, 2025, Mayor Sheldon A. Neeley submitted Proposed Budgets for FY2026 and FY2027 for the City of Flint to the City Council as required by Section 7-101 of the Flint City Charter, and

The City Council conducted a Community Public Hearing on the Proposed FY2026-FY2027 Budget on May 14, 2025; and

**IT IS RESOLVED** that the proposed FY2026 City of Flint Budget, attached here as Exhibit A, as presented to City Council on March 3, 2025, is adopted consistent with the Uniform Budgeting and Accounting Act, MCL 141.421 *et seq*, and Section 7-101 of the Flint City Charter.

**IT IS FURTHER RESOLVED**, that the FY2026 City of Flint Budget is premised on the establishment of water and sewer rates by the Chief Financial Officer sufficient to generate the estimated revenue stated herein, and the adoption of the following tax levies, pursuant to State statute, for a total City level of 19.10 mills:

OPERATING MILLAGE NAME	MILLAGE RATE
General Operating	7.50 mills
Public Improvement	2.50 mills
Police Services	2.00 mills
Public Transportation	0.60 mills
Parks & Recreation	0.50 mills
Police & Fire Protection	6.00 mills
<b>TOTAL:</b>	<b>19.10 mills</b>

**IT IS FURTHER RESOLVED**, that the City adopts the FY2026 City of Flint Budget (attached here as Exhibit A) as follows: General Fund (101), Major Street Fund (202), Local Street Fund (203), Public Safety Fund (205), Neighborhood Policing Fund (207), Parks & Recreation Fund (208), Street Lighting Fund (219), Garbage & Rubbish Fund (226), Building Inspection Fund (249), Drug Law Enforcement Fund (265), Section 108 Loans Fund (285), Debt Service Fund (301), Public Improvement Fund (444), Sewer Fund (590), and Water Fund (591), with the following amendments:

**IT IS FURTHER RESOLVED**, that the City hereby establishes the estimated revenue budgets for the funds listed in Exhibit A for the various City departments, divisions, boards, commissions, and other activities as the FY2026 City of Flint Budget.

**APPROVED AS TO FORM:**

**APPROVED AS TO FINANCE:**

\_\_\_\_\_  
Joanne Gurley, City Attorney

\_\_\_\_\_  
Phillip Moore, Chief Financial Officer

For the City:

\_\_\_\_\_  
Clyde Edwards, City Administrator

\_\_\_\_\_  
Sheldon A. Neeley, Mayor

\_\_\_\_\_  
The City Council

City of Flint, Michigan  
General Fund Budget

Row Labels	FY2022 Actual	FY2023 Actual	FY2024 Actual	FY2025 Budget	FY2025 Actual YTD	FY2026 Proposed	FY2027 Forecast
<b>Revenue</b>							
<b>00. General</b>							
Property taxes	7,601,025	5,579,633	5,798,136	5,917,855	6,564,202	6,951,612	7,337,337
Income tax	15,028,812	19,076,507	18,700,982	12,948,790	21,065,366	21,000,000	21,500,000
Marijuana Tax	84,004	282,267	414,730	640,515	531,777	640,515	640,515
Federal revenue		46,802					
State revenue	21,130,654	23,485,340	20,309,952	16,319,008	124,090,707	20,377,166	20,821,693
Charges for services	11,021,099	5,580,279	8,338,502	9,727,867	8,611,775	11,379,710	11,434,035
Fines and forfeitures	69,253	45,782	78,741	144,840	128,839	140,000	140,000
Other Revenue	1,841,746	754,663	3,027,020	980,742	5,827,074	3,784,000	3,859,000
Transfers In	3,891,843				42,318,475		
Local grants	1,307						
<b>00. General Total</b>	<b>60,669,743</b>	<b>54,851,273</b>	<b>56,668,063</b>	<b>46,679,617</b>	<b>209,138,215</b>	<b>64,273,003</b>	<b>65,732,580</b>
<b>Revenue Total</b>	<b>60,669,743</b>	<b>54,851,273</b>	<b>56,668,063</b>	<b>46,679,617</b>	<b>209,138,215</b>	<b>64,273,003</b>	<b>65,732,580</b>
<b>Expenditures</b>							
<b>00. General</b>							
Pension and OPEB	2,275,000	2,766,983	2,411,135	1,895,135	1,834,382	1,895,135	1,895,135
Supplies and Operating Expenses	8,204,283	2,634,585	4,531,468	4,316,877	3,946,357	4,532,721	4,316,877
Transfers Out				4,884,380	1,980,523		
<b>00. General Total</b>	<b>10,479,283</b>	<b>5,401,568</b>	<b>6,942,603</b>	<b>11,096,392</b>	<b>7,761,262</b>	<b>6,427,856</b>	<b>6,212,012</b>
<b>01. City Council</b>							
Personnel Services	405,759	430,386	425,246	411,305	430,169	550,241	536,040
Pension and OPEB	88,355	151,972	166,769	99,463	1,128,543	123,831	128,674
Supplies and Operating Expenses	339,308	104,346	363,737	305,856	335,471	436,407	436,407
Capital Outlay				400	5,671	33,793	33,793
<b>01. City Council Total</b>	<b>833,422</b>	<b>686,704</b>	<b>955,752</b>	<b>817,024</b>	<b>1,899,854</b>	<b>1,144,272</b>	<b>1,134,914</b>
<b>02. Mayor</b>							
Personnel Services	330,546	269,455	573,690	649,215	798,263	1,020,562	860,921
Pension and OPEB	72,894	106,648	343,929	179,854	1,920,045	283,272	225,133
Supplies and Operating Expenses	63,273	81,210	83,306	56,640	61,733	222,147	99,000
Capital Outlay	1,270	75				2,435	2,000
<b>02. Mayor Total</b>	<b>467,983</b>	<b>457,388</b>	<b>1,000,925</b>	<b>885,709</b>	<b>2,780,041</b>	<b>1,528,416</b>	<b>1,187,054</b>
<b>03. Administrator</b>							
Personnel Services	225,500	223,130	246,287	266,564	214,696	384,465	364,870
Pension and OPEB	85,876	132,985	194,026	76,714	1,097,266	105,341	97,720
Supplies and Operating Expenses	18,510	36,831	28,086	18,554	62,766	44,708	43,550
Capital Outlay						2,079	1,000
<b>03. Administrator Total</b>	<b>329,886</b>	<b>392,946</b>	<b>468,399</b>	<b>361,832</b>	<b>1,374,728</b>	<b>536,593</b>	<b>507,140</b>
<b>04. City Clerk</b>							
Personnel Services	294,896	276,333	254,085	225,272	266,373	350,850	374,102
Pension and OPEB	170,424	191,429	188,003	74,593	1,095,035	94,733	104,774
Supplies and Operating Expenses	32,835	56,713	91,556	57,035	44,330	136,100	136,100
<b>04. City Clerk Total</b>	<b>498,155</b>	<b>524,475</b>	<b>533,644</b>	<b>356,900</b>	<b>1,405,738</b>	<b>581,683</b>	<b>614,976</b>
<b>04. City Clerk-Elections</b>							
Personnel Services	628,810	300,102	438,862	426,499	296,296	404,493	621,167
Pension and OPEB	95,575	129,595	184,444	72,869	1,097,424	93,214	100,134
Supplies and Operating Expenses	118,025	73,312	95,187	89,846	142,155	194,600	194,600
Capital Outlay	25,165			10,614	26,196	38,000	38,000
<b>04. City Clerk-Elections Total</b>	<b>867,575</b>	<b>503,009</b>	<b>718,493</b>	<b>599,828</b>	<b>1,562,071</b>	<b>730,307</b>	<b>953,901</b>
<b>05. Attorney</b>							
Personnel Services	562,742	592,098	739,441	636,357	843,227	1,203,292	1,101,465
Pension and OPEB	206,996	322,691	510,839	220,657	2,802,274	302,464	308,763
Supplies and Operating Expenses	20,690	19,235	27,437	30,036	42,213	90,400	90,400
Capital Outlay					65,045	10,000	10,000
<b>05. Attorney Total</b>	<b>790,428</b>	<b>934,024</b>	<b>1,277,717</b>	<b>887,050</b>	<b>3,752,759</b>	<b>1,606,156</b>	<b>1,510,628</b>
<b>06. Finance</b>							
Personnel Services	628,486	682,500	632,787	682,443	719,088	1,115,670	1,203,125

Row Labels	FY2022 Actual	FY2023 Actual	FY2024 Actual	FY2025 Budget	FY2025 Actual YTD	FY2026 Proposed	FY2027 Forecast
Pension and OPEB	331,570	487,036	510,219	207,475	2,953,319	314,280	497,532
Supplies and Operating Expenses	49,566	220,650	297,759	543,052	226,707	407,500	407,500
Capital Outlay			3,602	2,857	66,532	5,000	5,000
<b>06. Finance Total</b>	<b>1,009,622</b>	<b>1,390,186</b>	<b>1,444,367</b>	<b>1,435,827</b>	<b>3,965,646</b>	<b>1,842,450</b>	<b>2,113,157</b>
<b>07. Treasurer</b>							
Personnel Services	861,844	958,892	1,043,528	1,062,516	1,137,150	1,605,062	1,487,125
Pension and OPEB	647,697	878,452	984,297	424,159	5,511,526	488,753	555,075
Supplies and Operating Expenses	970,047	1,081,903	922,766	836,281	948,196	1,399,700	1,385,900
Capital Outlay					1		
<b>07. Treasurer Total</b>	<b>2,479,588</b>	<b>2,919,247</b>	<b>2,950,591</b>	<b>2,322,956</b>	<b>7,596,873</b>	<b>3,493,515</b>	<b>3,428,100</b>
<b>08. Assessor</b>							
Personnel Services	654,107	528,635	503,180	630,653	662,237	911,087	832,421
Pension and OPEB	327,670	394,514	432,973	191,774	2,501,914	265,316	253,160
Supplies and Operating Expenses	52,668	90,961	154,217	93,421	153,756	116,600	116,600
Capital Outlay	1,911					1,000	1,000
<b>08. Assessor Total</b>	<b>1,036,356</b>	<b>1,014,110</b>	<b>1,090,370</b>	<b>915,848</b>	<b>3,317,907</b>	<b>1,294,003</b>	<b>1,203,181</b>
<b>09. Purchasing</b>							
Personnel Services	143,828	128,471	130,424	117,937	169,928	192,963	197,361
Pension and OPEB	54,261	87,490	100,986	43,599	560,672	56,173	59,921
Supplies and Operating Expenses	16,891	44,630	21,759	1,956	9,813	23,050	23,050
<b>09. Purchasing Total</b>	<b>214,980</b>	<b>260,591</b>	<b>253,169</b>	<b>163,492</b>	<b>740,413</b>	<b>272,186</b>	<b>280,332</b>
<b>10. Facilities Maintenance</b>							
Personnel Services	204,781	249,895	232,256	276,871	301,404	559,756	591,771
Pension and OPEB	116,144	160,024	154,318	153,742	1,173,487	196,714	212,352
Supplies and Operating Expenses	1,016,140	1,205,742	1,319,007	835,802	1,295,212	1,462,360	1,490,010
Capital Outlay	10,107		11,497	4,500	29,001	25,000	10,000
<b>10. Facilities Maintenance Total</b>	<b>1,347,172</b>	<b>1,615,661</b>	<b>1,717,078</b>	<b>1,270,915</b>	<b>2,799,104</b>	<b>2,243,830</b>	<b>2,304,133</b>
<b>11. Personnel</b>							
Personnel Services	460,792	419,415	489,103	538,962	571,817	696,428	695,615
Pension and OPEB	186,387	290,855	298,598	135,207	1,944,208	163,225	167,985
Supplies and Operating Expenses	52,574	81,986	(12,853)	82,888	113,591	157,300	157,300
Capital Outlay					109,036		
<b>11. Personnel Total</b>	<b>699,753</b>	<b>792,256</b>	<b>774,848</b>	<b>757,057</b>	<b>2,738,652</b>	<b>1,016,953</b>	<b>1,020,900</b>
<b>12. District Court</b>							
Supplies and Operating Expenses	1,133,385	1,059,999	1,097,668	843,541	1,115,537	664,597	1,164,597
<b>12. District Court Total</b>	<b>1,133,385</b>	<b>1,059,999</b>	<b>1,097,668</b>	<b>843,541</b>	<b>1,115,537</b>	<b>664,597</b>	<b>1,164,597</b>
<b>13. Police</b>							
Personnel Services	7,472,314	7,861,920	8,116,717	7,929,388	9,265,240	11,156,862	10,439,717
Pension and OPEB	10,238,877	13,286,037	12,094,516	6,654,988	64,094,584	7,870,598	7,914,026
Supplies and Operating Expenses	3,286,893	5,075,187	4,763,436	2,270,990	4,359,163	3,520,725	3,646,879
Capital Outlay	38,497	33,608	21,739	269,154	196,444	612,250	92,400
<b>13. Police Total</b>	<b>21,036,581</b>	<b>26,256,752</b>	<b>24,996,408</b>	<b>17,124,520</b>	<b>77,915,431</b>	<b>23,160,435</b>	<b>22,093,022</b>
<b>14. Firefighting</b>							
Personnel Services	4,349,223	4,232,883	4,209,242	3,919,867	4,006,963	6,324,178	6,622,675
Pension and OPEB	6,060,642	7,864,649	7,331,135	4,247,124	35,198,609	5,612,711	6,831,733
Supplies and Operating Expenses	620,662	967,193	1,074,581	578,838	1,003,363	1,664,100	1,664,100
Capital Outlay	21,032	34,677	33,048	813,352	126,342	937,887	2,387,887
<b>14. Firefighting Total</b>	<b>11,051,559</b>	<b>13,099,402</b>	<b>12,648,006</b>	<b>9,559,181</b>	<b>40,335,277</b>	<b>14,538,876</b>	<b>17,506,395</b>
<b>15. Ombuspersion</b>							
Personnel Services	166,403	192,562	129,682	66,477	127,423	315,730	264,918
Pension and OPEB	7,310	13,755	9,701	54,770	829,414	102,819	83,532
Supplies and Operating Expenses	13,016	20,798	216,381	12,617	11,835	49,000	49,000
<b>15. Ombuspersion Total</b>	<b>186,729</b>	<b>227,115</b>	<b>355,764</b>	<b>133,864</b>	<b>968,672</b>	<b>467,549</b>	<b>397,450</b>
<b>16. Civil Service</b>							
Personnel Services						46,101	48,961
Pension and OPEB				16,633		23,524	25,263
Supplies and Operating Expenses						1,550	1,550
<b>16. Civil Service Total</b>				<b>16,633</b>		<b>71,175</b>	<b>75,774</b>
<b>17. Planning</b>							
Personnel Services	294,326	314,929	323,263	459,843	334,523	989,263	1,041,579

Row Labels	FY2022 Actual	FY2023 Actual	FY2024 Actual	FY2025 Budget	FY2025 Actual YTD	FY2026 Proposed	FY2027 Forecast
Pension and OPEB	137,131	184,069	299,389	173,588	1,941,508	292,452	237,638
Supplies and Operating Expenses	75,899	74,970	31,538	43,355	97,414	578,300	78,300
<b>17. Planning Total</b>	<b>507,356</b>	<b>573,968</b>	<b>654,190</b>	<b>676,786</b>	<b>2,373,445</b>	<b>1,860,015</b>	<b>1,357,517</b>
<b>18. Cannabis Compliance</b>							
Personnel Services	54,174	42,419	60,906	137,554	168,677	246,570	17,262
Pension and OPEB	21,373	33,339	50,277	25,051	341,717	83,364	29,604
Supplies and Operating Expenses	27,010	62,331	65,593	8,560	6,102	105,500	105,500
<b>18. Cannabis Compliance Total</b>	<b>102,557</b>	<b>138,089</b>	<b>176,776</b>	<b>171,165</b>	<b>516,496</b>	<b>435,434</b>	<b>152,366</b>
<b>19. Blight Removal</b>							
Personnel Services	148,878	138,512	271,244	355,169	237,318	1,006,050	568,125
Pension and OPEB	49,203	82,276	248,181	189,831	2,204,846	396,970	257,033
Supplies and Operating Expenses	45,177	109,704	102,714	145,461	90,721	759,906	724,241
Capital Outlay	4,157	583	2,971	796		4,000	4,000
<b>19. Blight Removal Total</b>	<b>247,415</b>	<b>331,075</b>	<b>625,110</b>	<b>691,257</b>	<b>2,532,885</b>	<b>2,166,926</b>	<b>1,553,399</b>
<b>20. ARPA</b>				<b>3,162,109</b>	<b>1,997,613</b>	<b>10,831,301</b>	<b>6,796,648</b>
<b>21. Transfers_Out</b>	<b>1,303</b>	<b>29,978</b>	<b>265,641</b>	<b>300,000</b>	<b>90,147</b>	<b>811,125</b>	<b>311,125</b>
<b>34. Parks-Forestry</b>		<b>40,000</b>					
<b>35. Golf</b>	<b>4,580</b>	<b>10,662</b>	<b>12,121</b>		<b>11,483</b>		
<b>Community Development Block Grant</b>							<b>3,859</b>
<b>HOME Grant</b>							<b>1,597</b>
<b>DCD Administration</b>							
<b>Expenditures Total</b>	<b>55,325,668</b>	<b>58,659,205</b>	<b>60,959,640</b>	<b>54,549,886</b>	<b>169,552,034</b>	<b>77,725,653</b>	<b>73,884,177</b>
<b>Change in Fund Balance</b>	<b>5,344,075</b>	<b>(3,807,932)</b>	<b>(4,291,577)</b>	<b>(7,870,269)</b>	<b>39,586,181</b>	<b>(13,452,650)</b>	<b>(8,151,597)</b>
<b>Beginning Fund Balance</b>	<b>22,939,639</b>	<b>19,131,445</b>	<b>14,840,691</b>	<b>54,288,598</b>	<b>54,240,545</b>	<b>33,519,725</b>	<b>29,270,750</b>
<b>Ending Fund Balance</b>	<b>28,283,714</b>	<b>15,323,513</b>	<b>10,549,114</b>	<b>46,418,329</b>	<b>93,826,726</b>	<b>20,067,075</b>	<b>21,119,153</b>

Fund 202  
Department (All)

## Major Street Fund

	FY2023 Actual	FY2024 Actual	FY2025 Budget	FY2026 Proposed	FY2027 Forecast
<b>Revenue</b>					
Federal revenue	3,914				
State revenue	11,737,320	12,123,625	9,529,552	12,606,486	13,076,966
Charges for services	29,044	19,291	19,300	20,000	20,000
Other Revenue	(127,561)	480,110	156,916	453,876	453,876
<b>Revenue Total</b>	<b>11,642,717</b>	<b>12,623,026</b>	<b>9,705,768</b>	<b>13,080,362</b>	<b>13,550,842</b>
<b>Expenditures</b>					
Personnel Services	1,780,155	1,663,624	1,705,428	2,609,542	2,489,570
Pension and OPEB	1,667,381	1,339,314	845,317	1,028,717	978,810
Supplies and Operating Expenses	4,102,820	6,171,835	3,746,831	10,127,797	9,966,734
Capital Outlay	16,025	48,553	304,047	430,000	428,000
Transfers Out			2,900,000	1,750,000	2,900,000
<b>Expenditures Total</b>	<b>7,566,381</b>	<b>9,223,326</b>	<b>9,501,623</b>	<b>15,946,056</b>	<b>16,763,114</b>
<b>Net-Change</b>	<b>4,076,336</b>	<b>3,399,700</b>	<b>204,145</b>	<b>(2,865,694)</b>	<b>(3,212,272)</b>
<b>Beginning Fund Balance</b>	<b>20,443,930</b>	<b>23,843,629</b>	<b>26,227,595</b>	<b>22,444,448</b>	<b>19,802,194</b>
<b>Ending Balance</b>	<b>24,520,266</b>	<b>27,243,329</b>	<b>26,431,740</b>	<b>19,578,754</b>	<b>16,589,922</b>

Fund	203
Department	(All)

## Local Street Fund

	FY2023 Actual	FY2024 Actual	FY2025 YTD	FY2025 Budget	FY2026 Proposed
<b>Revenue</b>					
Federal revenue	1,068				
State revenue	3,337,271	3,340,873	7,651,875	2,731,813	3,471,863
Charges for services	500				
Other Revenue	559,829	652,720	766,855	76,296	669,040
Transfers In				2,900,000	1,750,000
<b>Revenue Total</b>	<b>3,898,668</b>	<b>3,993,593</b>	<b>8,418,730</b>	<b>5,708,109</b>	<b>5,890,903</b>
<b>Expenditures</b>					
Personnel Services	1,216,720	1,319,726	1,359,699	1,161,880	2,278,950
Pension and OPEB	1,310,224	1,203,379	5,318,718	653,831	959,876
Supplies and Operating Expenses	2,441,320	2,727,902	3,002,510	2,836,151	3,772,410
Capital Outlay	19,291	4,149	62,969	30,773	215,000
<b>Expenditures Total</b>	<b>4,987,555</b>	<b>5,255,156</b>	<b>9,743,896</b>	<b>4,682,635</b>	<b>7,226,236</b>
<b>Net-Change</b>	<b>(1,088,887)</b>	<b>(1,261,563)</b>	<b>(1,325,166)</b>	<b>1,025,474</b>	<b>(1,335,333)</b>
<b>Beginning Fund Balance</b>	<b>7,087,391</b>	<b>5,825,830</b>	<b>4,500,663</b>	<b>4,500,663</b>	<b>4,115,961</b>
<b>Ending Balance</b>	<b>5,998,504</b>	<b>4,564,267</b>	<b>3,175,497</b>	<b>5,526,137</b>	<b>2,780,628</b>

Fund	205
Department	(All)

## Public Safety Fund

	FY2023 Actual	FY2024 Actual	FY2025 YTD	FY2025 Budget	FY2026 Proposed
<b>Revenue</b>					
Local grants					
Property taxes	4,420,694	4,566,205	5,204,448	4,655,609	5,753,270
State revenue	279,602	293,254	12,030,356	260,576	416,110
Charges for services	9,172	17,280	8,581	10,579	15,000
Other Revenue	(10,346)	12,508	63,117		12,000
<b>Revenue Total</b>	<b>4,699,122</b>	<b>4,889,247</b>	<b>17,306,502</b>	<b>4,926,764</b>	<b>6,196,380</b>
<b>Expenditures</b>					
Personnel Services	2,301,468	1,898,638	1,976,276	1,606,511	2,883,640
Pension and OPEB	3,509,887	2,160,126	13,692,332	1,541,407	2,105,265
Supplies and Operating Expenses	(80,470)	795,029	747,671	862,202	905,313
Capital Outlay					
<b>Expenditures Total</b>	<b>5,730,885</b>	<b>4,853,793</b>	<b>16,416,279</b>	<b>4,010,120</b>	<b>5,894,218</b>
<b>Net-Change</b>	<b>(1,031,763)</b>	<b>35,454</b>	<b>890,223</b>	<b>916,644</b>	<b>302,162</b>
<b>Beginning Fund Balance</b>	<b>734,100</b>	<b>769,463</b>	<b>1,617,656</b>	<b>1,617,656</b>	<b>1,171,996</b>
<b>Ending Balance</b>	<b>(297,663)</b>	<b>804,917</b>	<b>2,507,879</b>	<b>2,534,300</b>	<b>1,474,158</b>

Fund 207  
Department (All)

## Neighborhood Policing

	FY2023 Actual	FY2024 Actual	FY2025 YTD	FY2025 Budget	FY2026 Proposed
<b>Revenue</b>					
Federal revenue	36				
Property taxes	1,469,481	1,524,256	1,736,999	1,554,718	1,928,090
State revenue	93,201	97,751	3,813,441	86,859	85,000
Charges for services	5,711	34,001	16,685	612	15,000
Other Revenue	(26,889)	23,751	84,394		23,000
<b>Revenue Total</b>	<b>1,541,540</b>	<b>1,679,759</b>	<b>5,651,519</b>	<b>1,642,189</b>	<b>2,051,090</b>
<b>Expenditures</b>					
Personnel Services	717,934	715,885	652,974	599,885	869,179
Pension and OPEB	934,237	722,680	4,406,496	539,896	864,287
Supplies and Operating Expenses	(6,589)	339,613	307,986	340,883	419,302
<b>Expenditures Total</b>	<b>1,645,582</b>	<b>1,778,178</b>	<b>5,367,456</b>	<b>1,480,664</b>	<b>2,152,768</b>
<b>Net-Change</b>	<b>(104,042)</b>	<b>(98,419)</b>	<b>284,063</b>	<b>161,525</b>	<b>(101,678)</b>
<b>Beginning Fund Balance</b>	<b>1,945,107</b>	<b>1,846,686</b>	<b>2,116,738</b>	<b>2,116,738</b>	<b>2,082,781</b>
<b>Ending Balance</b>	<b>1,841,065</b>	<b>1,748,267</b>	<b>2,400,801</b>	<b>2,278,263</b>	<b>1,981,103</b>



Fund	208
Department	(All)

## Park and Recreation

	FY2023 Actual	FY2024 Actual	FY2025 YTD	FY2025 Budget	FY2026 Proposed
<b>Revenue</b>					
Property taxes	367,267	380,957	434,121	388,597	482,022
State revenue	50,906	56,941	292,846	20,774	45,000
Other Revenue	(6,111)	7,751	15,948	173,280	7,700
Transfers In		250,000		300,000	800,000
<b>Revenue Total</b>	<b>412,062</b>	<b>695,649</b>	<b>742,915</b>	<b>882,651</b>	<b>1,334,722</b>
<b>Expenditures</b>					
Personnel Services	55,559	74,033	69,073	50,755	62,363
Pension and OPEB	31,835	47,814	313,233	32,203	35,173
Supplies and Operating Expenses	267,698	734,065	491,740	694,433	1,273,989
<b>Expenditures Total</b>	<b>355,092</b>	<b>855,912</b>	<b>874,046</b>	<b>777,391</b>	<b>1,371,525</b>
<b>Net-Change</b>	<b>56,970</b>	<b>(160,263)</b>	<b>(131,131)</b>	<b>105,260</b>	<b>(36,803)</b>
<b>Beginning Fund Balance</b>	<b>549,855</b>	<b>389,590</b>	<b>254,959</b>	<b>254,959</b>	<b>217,985</b>
<b>Ending Balance</b>	<b>606,825</b>	<b>229,327</b>	<b>123,828</b>	<b>360,219</b>	<b>181,182</b>

Fund	219
Department	(All)

## Street Lighting

	FY2023 Actual	FY2024 Actual	FY2025 YTD	FY2025 Budget	FY2026 Proposed
<b>Revenue</b>					
Property taxes	3,594,114	2,537,631	2,765,639	1,569,026	2,900,000
State revenue			11,612		
Other Revenue	(79,171)	71,608	273,937		72,000
<b>Revenue Total</b>	<b>3,514,943</b>	<b>2,609,239</b>	<b>3,051,188</b>	<b>1,569,026</b>	<b>2,972,000</b>
<b>Expenditures</b>					
Personnel Services	13,745	2,597	2,595	2,159	28,717
Pension and OPEB	14,026	12,624	18,366	209	8,026
Supplies and Operating Expenses	2,437,541	2,180,872	2,370,899	2,189,061	3,752,916
<b>Expenditures Total</b>	<b>2,465,312</b>	<b>2,196,093</b>	<b>2,391,860</b>	<b>2,191,429</b>	<b>3,789,659</b>
<b>Net-Change</b>	<b>1,049,631</b>	<b>413,146</b>	<b>659,328</b>	<b>(622,403)</b>	<b>(817,659)</b>
<b>Beginning Fund Balance</b>	<b>5,566,296</b>	<b>5,979,443</b>	<b>6,638,771</b>	<b>6,638,771</b>	<b>6,638,771</b>
<b>Ending Balance</b>	<b>6,615,927</b>	<b>6,392,589</b>	<b>7,298,099</b>	<b>6,016,368</b>	<b>5,821,112</b>

Fund 226  
Department (All)

## Waste Collection

	FY2023 Actual	FY2024 Actual	FY2025 YTD	FY2025 Budget	FY2026 Proposed
<b>Revenue</b>					
Property taxes	5,016,131	6,051,178	6,495,177	4,218,919	6,460,615
State revenue			213,692		
Charges for services				(10)	
Other Revenue	(11,804)	4,617	(40,515)	600	3,000
Transfers In				2,000,000	
<b>Revenue Total</b>	<b>5,004,327</b>	<b>6,055,795</b>	<b>6,668,354</b>	<b>6,219,509</b>	<b>6,463,615</b>
<b>Expenditures</b>					
Personnel Services	67,317	71,037	79,693	60,083	97,343
Pension and OPEB	42,174	44,797	271,296	34,688	51,060
Supplies and Operating Expenses	6,314,837	6,665,793	6,828,385	6,323,578	6,957,551
<b>Expenditures Total</b>	<b>6,424,328</b>	<b>6,781,627</b>	<b>7,179,374</b>	<b>6,418,349</b>	<b>7,105,954</b>
<b>Net-Change</b>	<b>(1,420,001)</b>	<b>(725,832)</b>	<b>(511,020)</b>	<b>(198,840)</b>	<b>(642,339)</b>
<b>Beginning Fund Balance</b>	<b>986,186</b>	<b>260,353</b>	<b>(250,665)</b>	<b>(250,665)</b>	<b>1,543,489</b>
<b>Ending Balance</b>	<b>(433,815)</b>	<b>(465,479)</b>	<b>(761,685)</b>	<b>(449,505)</b>	<b>901,150</b>

Fund	249
Department	(All)

## Building Inspection

	FY2023 Actual	FY2024 Actual	FY2025 YTD	FY2025 Budget	FY2026 Proposed
<b>Revenue</b>					
Fines and forfeitures		435	25	225	
State revenue			4,018,378		
Charges for services	12,025	17,977	24,111	69,538	25,000
Other Revenue	1,851,609	3,010,971	4,292,203	2,193,926	2,310,000
<b>Revenue Total</b>	<b>1,863,634</b>	<b>3,029,383</b>	<b>8,334,717</b>	<b>2,263,689</b>	<b>2,335,000</b>
<b>Expenditures</b>					
Personnel Services	827,074	988,984	1,305,118	1,035,174	1,718,597
Pension and OPEB	827,620	1,017,022	5,080,823	663,694	810,797
Supplies and Operating Expenses	271,099	367,458	391,982	442,362	1,250,073
Capital Outlay		8,450	24,200	2,293,929	
<b>Expenditures Total</b>	<b>1,925,793</b>	<b>2,381,914</b>	<b>6,802,123</b>	<b>4,435,159</b>	<b>3,779,467</b>
<b>Net-Change</b>	<b>(62,159)</b>	<b>647,469</b>	<b>1,532,594</b>	<b>(2,171,470)</b>	<b>(1,444,467)</b>
<b>Beginning Fund Balance</b>	<b>4,286,768</b>	<b>4,934,234</b>	<b>6,466,828</b>	<b>6,466,828</b>	<b>3,458,854</b>
<b>Ending Balance</b>	<b>4,224,609</b>	<b>5,581,703</b>	<b>7,999,422</b>	<b>4,295,358</b>	<b>2,014,387</b>

Fund	265
Department	(All)

## Drug Law Enforcement

	FY2023 Actual	FY2024 Actual	FY2025 YTD	FY2025 Budget	FY2026 Proposed
<b>Revenue</b>					
Fines and forfeitures	43,210	35,104	142,121	30,821	35,000
Charges for services		4,066	660		
Other Revenue	24,475	68,035	547,870	59,247	63,000
<b>Revenue Total</b>	<b>67,685</b>	<b>107,205</b>	<b>690,651</b>	<b>90,068</b>	<b>98,000</b>
<b>Expenditures</b>					
Personnel Services	96,085	71,969	114,720	182,728	340,220
Pension and OPEB	760	2,584	2,776	2,434	
Supplies and Operating Expenses	63,626	63,088	525,364	168,542	441,311
Capital Outlay	15,913	58,960	185,623	13,730	107,000
<b>Expenditures Total</b>	<b>176,384</b>	<b>196,601</b>	<b>828,483</b>	<b>367,434</b>	<b>888,531</b>
<b>Net-Change</b>	<b>(108,699)</b>	<b>(89,396)</b>	<b>(137,832)</b>	<b>(277,366)</b>	<b>(790,531)</b>
<b>Beginning Fund Balance</b>	<b>1,117,905</b>	<b>1,028,508</b>	<b>890,676</b>	<b>890,676</b>	<b>120,924</b>
<b>Ending Balance</b>	<b>1,009,206</b>	<b>939,112</b>	<b>752,844</b>	<b>613,310</b>	<b>(669,607)</b>

Fund	285
Department	(All)

## Section 108 Loan Fund

	FY2023 Actual	FY2024 Actual	FY2025 YTD	FY2025 Budget	FY2026 Proposed
<b>Revenue</b>					
Charges for services	453	734	856	207	
Other Revenue	614,741	702,101	700,071	642,308	682,500
Transfers In	29,978	15,641	90,147		
<b>Revenue Total</b>	<b>645,172</b>	<b>718,476</b>	<b>791,074</b>	<b>642,515</b>	<b>682,500</b>
<b>Expenditures</b>					
Supplies and Operating Expenses	689,321	644,173	657,624	598,663	681,200
<b>Expenditures Total</b>	<b>689,321</b>	<b>644,173</b>	<b>657,624</b>	<b>598,663</b>	<b>681,200</b>
<b>Net-Change</b>	<b>(44,149)</b>	<b>74,303</b>	<b>133,450</b>	<b>43,852</b>	<b>1,300</b>
<b>Beginning Fund Balance</b>		<b>1,792,578</b>	<b>1,880,955</b>		
<b>Ending Balance</b>	<b>(44,149)</b>	<b>1,866,881</b>	<b>2,014,405</b>	<b>43,852</b>	<b>1,300</b>

Fund	288
Department	(All)

## Opioid Settlement

	FY2023 Actual	FY2024 Actual	FY2025 YTD	FY2025 Budget	FY2026 Proposed
<b>Revenue</b>					
Lawsuit			5,383,046	1,347,740	
<b>Revenue Total</b>			<b>5,383,046</b>	<b>1,347,740</b>	
<b>Expenditures</b>					
Personnel Services			153,592	156,987	358,880
Pension and OPEB			10,842	11,280	143,522
Supplies and Operating Expenses			352,725	208,899	
Capital Outlay			195,196	164,834	
<b>Expenditures Total</b>			<b>712,355</b>	<b>542,000</b>	<b>502,402</b>
<b>Net-Change</b>	-	-	<b>4,670,691</b>	<b>805,740</b>	<b>(502,402)</b>
<b>Beginning Fund Balance</b>	-	-	<b>4,670,691</b>	<b>4,670,691</b>	<b>4,670,691</b>
<b>Ending Balance</b>	-	-	<b>9,341,382</b>	<b>5,476,431</b>	<b>4,168,289</b>

Fund	301
Department	(All)

## Debt Service

	FY2023 Actual	FY2024 Actual	FY2025 YTD	FY2025 Budget	FY2026 Proposed
<b>Revenue</b>					
Other Revenue	(7,206)	6,155			6,000
Transfers In	1,701,442	1,698,981	1,696,550	848,585	1,706,099
<b>Revenue Total</b>	<b>1,694,236</b>	<b>1,705,136</b>	<b>1,696,550</b>	<b>848,585</b>	<b>1,712,099</b>
<b>Expenditures</b>					
Supplies and Operating Expenses	1,699,942	1,698,981	1,696,550	1,148,094	1,706,099
<b>Expenditures Total</b>	<b>1,699,942</b>	<b>1,698,981</b>	<b>1,696,550</b>	<b>1,148,094</b>	<b>1,706,099</b>
<b>Net-Change</b>	<b>(5,706)</b>	<b>6,155</b>	<b>-</b>	<b>(299,509)</b>	<b>6,000</b>
<b>Beginning Fund Balance</b>	<b>521,661</b>	<b>527,816</b>	<b>527,816</b>	<b>527,816</b>	<b>409,859</b>
<b>Ending Balance</b>	<b>515,955</b>	<b>533,971</b>	<b>527,816</b>	<b>228,307</b>	<b>415,859</b>



Fund	444
Department	(All)

## Capital Improvement

	FY2023 Actual	FY2024 Actual	FY2025 YTD	FY2025 Budget	FY2026 Proposed
<b>Revenue</b>					
Federal revenue	8,725				
Property taxes	1,836,884	1,905,362	2,171,271	1,943,417	2,281,871
State revenue	254,531	284,704	233,157	103,872	235,000
Other Revenue	1,066,912	674,183	189,270	8,734	40,000
<b>Revenue Total</b>	<b>3,167,052</b>	<b>2,864,249</b>	<b>2,593,698</b>	<b>2,056,023</b>	<b>2,556,871</b>
<b>Expenditures</b>					
Supplies and Operating Expenses	(34,890)	396,840	332,210	381,163	400,222
Capital Outlay	164,888	952,258	479,672	658,842	1,765,000
Transfers Out	1,701,442	1,698,981	1,696,550	848,585	1,708,221
<b>Expenditures Total</b>	<b>1,831,440</b>	<b>3,048,079</b>	<b>2,508,432</b>	<b>1,888,590</b>	<b>3,873,443</b>
<b>Net-Change</b>	<b>1,335,612</b>	<b>(183,830)</b>	<b>85,266</b>	<b>167,433</b>	<b>(1,316,572)</b>
<b>Beginning Fund Balance</b>	<b>3,985,174</b>	<b>3,801,346</b>	<b>4,717,373</b>	<b>4,717,373</b>	<b>4,023,117</b>
<b>Ending Balance</b>	<b>5,320,786</b>	<b>3,617,516</b>	<b>4,802,639</b>	<b>4,884,806</b>	<b>2,706,545</b>

Fund

590

## Sewer Fund

	FY2023 Actual	FY2024 Actual	FY2025 Budget	FY2026 Proposed
<b>Revenue</b>				
Charges for services	25,763,379	25,667,865	26,000,000	27,404,270
Federal revenue	688,598	(127,406)		
Fines and forfeitures	565,634	144,768		
Other Revenue	1,383,370	2,361,471	405,000	535,000
State revenue	4,085,590	17,277,516	87,176,894	87,176,894
Transfers In	214,198			
<b>Revenue Total</b>	<b>32,700,769</b>	<b>45,324,214</b>	<b>113,581,894</b>	<b>115,116,164</b>
<b>Expenses</b>				
Personnel Services	5,394,448	6,053,491	7,618,606	7,528,341
Pension and OPEB	842,442	5,486,358	3,082,424	2,953,191
Supplies and Operating Expenses	13,906,589	7,271,739	101,900,364	103,008,788
Capital Outlay	(192,360)	320,113	2,919,200	3,161,000
Debt Service	579,386	930,455	1,764,632	2,393,849
Depreciation	3,933,472	4,637,873	3,234,500	3,234,500
<b>Expenses Total</b>	<b>24,463,977</b>	<b>24,700,029</b>	<b>120,519,726</b>	<b>122,279,669</b>
<b>NetIncome</b>	<b>8,236,792</b>	<b>20,624,185</b>	<b>(6,937,832)</b>	<b>(7,163,505)</b>
<b>BeginningFund Equity</b>	<b>56,089,513</b>	<b>64,326,309</b>	<b>86,201,062</b>	<b>83,947,062</b>
<b>Ending Fund Equity</b>	<b>64,326,305</b>	<b>84,950,494</b>	<b>79,263,230</b>	<b>76,783,557</b>

Fund

(Multiple Items)

# Water Fund

	FY2023 Actual	FY2024 Actual	FY2025 Budget	FY2026 Proposed
<b>Revenue</b>				
Charges for services	30,184,750	28,278,408	29,670,000	30,175,650
Federal revenue				
Fines and forfeitures	1,086,702	183,348	825,000	825,000
Other Revenue	(266,628)	4,209,358	401,600	3,476,600
State revenue	12,008,645	21,925,927	15,699,588	501,236
Transfers In	1,870,931			
<b>Revenue Total</b>	<b>44,884,400</b>	<b>54,597,041</b>	<b>46,596,188</b>	<b>34,978,486</b>
<b>Expenses</b>				
Personnel Services	3,355,640	3,634,195	5,635,363	5,734,362
Pension and OPEB	(835,711)	3,442,332	2,740,303	2,643,833
Supplies and Operating Expenses	18,760,112	18,717,317	32,963,654	23,462,751
Capital Outlay	(503,507)	22,420	1,631,241	2,888,000
Debt Service	6,388,981	3,362,075	6,512,590	6,512,590
Depreciation	5,057,627	5,725,505	3,963,000	3,903,000
<b>Expenses Total</b>	<b>32,223,142</b>	<b>34,903,844</b>	<b>53,446,151</b>	<b>45,144,536</b>
<b>NetIncome</b>	<b>12,661,258</b>	<b>19,693,197</b>	<b>(6,849,963)</b>	<b>(10,166,050)</b>
<b>Beginning Fund Equity</b>	<b>132,286,081</b>	<b>144,947,339</b>	<b>168,025,031</b>	<b>169,317,805</b>
<b>Ending Fund Equity</b>	<b>144,947,339</b>	<b>164,640,536</b>	<b>161,175,068</b>	<b>159,151,755</b>