



City of Flint, Michigan

Third Floor, City Hall
1101 S. Saginaw Street
Flint, Michigan 48502
www.cityofflint.com

Meeting Agenda – FINAL Wednesday, May 28, 2025 5:30 PM

City Council Chambers SPECIAL CITY COUNCIL

Ladel Lewis, President, Ward 2
Candice Mushatt, Vice President, Ward 7

Leon El-Alamin, Ward 1	VACANT, Ward 3
Judy Priestley, Ward 4	Jerri Winfrey-Carter, Ward 5
Tonya Burns, Ward 6	Dennis Pfeiffer, Ward 8
Jonathan Jarrett, Ward 9	

Davina Donahue, City Clerk

This Special City Council Meeting was called by Council President Ladel Lewis and Finance Chairperson Judy Priestley for the following purpose(s): To Consider the Approval of Resolutions to Adopt a City of Flint Fiscal Year 2025-2026 Operating Budget, which Must be Approved on or Before the First Monday in June, in Compliance with Article 7, Section 7-101 A(6) of the Flint City Charter.

CALL TO ORDER

ROLL CALL

PLEDGE OF ALLEGIANCE

PRAYER OR BLESSING

READING OF DISORDERLY PERSONS CITY CODE SUBSECTION

Any person that persists in disrupting this meeting will be in violation of Flint City Code Section 31-10, Disorderly Conduct, Assault and Battery, and Disorderly Persons, and will be subject to arrest for a misdemeanor. Any person who prevents the peaceful and orderly conduct of any meeting will be given one warning. If they persist in disrupting the meeting, that individual will be subject to arrest. Violators will be removed from the meetings.

PUBLIC COMMENT

Members of the public who wish to address the City Council or its committees must register before the meeting begins. A box will be placed at the entrance to the Council Chambers for collection of registrations. No additional speakers or slips will be accepted after the meeting begins.

Members of the public shall have no more than three (3) minutes per speaker during public comment, with only one speaking opportunity per speaker.

COUNCIL RESPONSE

Councilmembers may respond once to all public speakers only after all public speakers have spoken. An individual Councilmember's response shall be limited to two (2) minutes.

CONSENT AGENDA

Per the amended Rules Governing Meetings of the Flint City Council (as adopted by the City Council on Monday, April 22, 2024), the Chair may request the adoption of a "Consent Agenda". After a motion to adopt a Consent Agenda is made and seconded, the Chair shall ask for separations. Any agenda item on a Consent Agenda shall be separated at the request of any Councilmember. After any separations, there is no debate on approving the Consent Agenda — it shall be voted on or adopted without objection.

RESOLUTIONS

250155-T Adoption/2025-2026 Master Fee Schedule

Resolution resolving that the Biennial Master Fee Schedule, which includes Water and Wastewater Volumetric Rates and Service Charges, be approved and implemented as outlined, and kept on file with the City Clerk, AND, further resolving that the Biennial Master Fee Schedule can and will be modified, should the need arise, at any time during the biennial timeframe

for fiscal year FY2026, AND, further resolving that the appropriate City Officials are hereby authorized to do all things necessary to implement and collect the attached user fees, effective July 1, 2025.

250172-T Adoption/2025-2026 Master Fee Schedule

Resolution resolving that the Biennial Master Fee Schedule, which includes Water and Wastewater Volumetric Rates and Service Charges, be approved and implemented as outlined, and kept on file with the City Clerk, AND, further resolving that the Biennial Master Fee Schedule can and will be modified, should the need arise, at any time during the biennial timeframe for fiscal year FY2026, AND, further resolving that the appropriate City Officials are hereby authorized to do all things necessary to implement and collect the attached user fees, effective July 1, 2025.

250158-T 2025 Operating Millage/City of Flint Downtown Development Authority District

Resolution resolving that the City Council of the City of Flint adopts the levy of 1.8806 mills for the ensuing (FY2025-2026) Downtown Development Authority operating budget.

250156.1-T Assessment/Street Lighting Costs/FY2026

Resolution resolving that effective July 1, 2025, the cost of operating, maintaining, and improving street lighting, as contemplated under MCL 117.4d, shall be assessed against the special lighting district to provide for the operational costs of the current system and to enable upgrades and improvements to street lighting throughout the City. The assessment will be collected through the property bill for all property owners. The amount to be assessed will be adjusted annually to reflect the projected cost for the operational, maintenance, and improvement costs, and the number of property owners, AND, further resolving that the cost per parcel for the July 2025 tax bill will be set at \$64.18 per parcel, AND, further resolving that all funds shall be used exclusively for the purpose intended for the payment of costs permitted under MCL 117.4d(2)(b), including engineering, financial, legal, administrative services, and operation and maintenance of

the City street lighting system. [NOTE: This resolution was amended to change the dollar amount from \$72.18 to \$64.18]

250157.1-T User Fee/Municipal Solid Waste Costs/FY2026

Resolution resolving that effective July 1, 2025, the cost of collecting, disposing of, and city-related operating, maintenance, and collection activities as contemplated under MCL 117.1 et seq and MCL 141.101 et seq., shall be charged to each residential and multi-family dwellings up to four units; AND, further resolving effective July 1, 2025, the user fee shall be \$210.56 to be charged to residential and multi-family dwellings up to four units, and the charge shall be calculated on the number of units and the charge shall be placed on the July 2025 tax bill; AND, further resolving that commercial and industrial properties will not be charged as they do not receive waste collection services from the City; AND, further resolving that all funds shall be used exclusively for the purpose intended – for the payment of costs permitted under MCL 117.1 et seq., and Revenue Bond Act of 1933, Act 94 as amended MCL 141.101 et seq. including collection, disposal, legal and administrative services associated and appropriated for in the City's Garbage Collection Special Revenue Fund. [NOTE: This resolution was amended to change the dollar amount from \$202.56 to \$210.56]

250165-T 2025 Operating Millage/City of Flint/Taxable Valuation of Real and Personal Property

Resolution resolving that there shall be levied against every dollar of all taxable property appearing on the 2024 Assessment Rolls of the City of Flint, through the constitutional and statutory processes of County and State Equalization, a total of Eighteen and Nine Thousand Nine Hundred Forty-eight Ten Thousandths (18.9948) mills of which Seven and Four Thousand Five Hundred Eighty Seven Ten Thousandths (7.4587) mills shall be for General City Operating Purposes; Two and Four Thousand Eight Hundred Sixty Two Ten Thousandths (2.4862) mills shall be for retirement of debt, improvements and other purposes as provided in Section 7-201 of the Flint City Charter, as amended; One and Nine Thousand Eight Ninety Thousandths (1.9890) mills shall be for Police Services; Four Thousand Nine

Hundred Seventy Two Ten Thousandths (0.4972) mill shall be for the purpose of improvements and maintenance of City parks, forestry and recreation services; Five Thousand Nine Hundred Sixty Seven Ten Thousandths (0.5967) mill shall be for the purpose of funding public transportation services in the City by the Mass Transportation Authority; and, Five and Nine Thousand Six Hundred Seventy (5.9670) mills shall be for Police and Fire Services, AND, further resolving that the City Assessor be and is hereby authorized to prepare the City of Flint 2025 Tax Roll by spreading said taxes authorized and levied for City of Flint purposes, School purposes, and Special Authority purposes in one column of said tax roll, and the provisional parts of said rate; namely, General City Operating purposes, Debt Services and Capital Improvement Programs, School purposes and Special Authority purposes, be shown on the Tax Statement.

250160-T Adoption/Fiscal Year 2026 City of Flint Budget

Resolution resolving that the proposed FY2026 City of Flint Budget, as presented to City Council on March 3, 2025, is adopted consistent with the Uniform Budgeting and Accounting Act, MCL 141.421 et seq, and Section 7-101 of the Flint City Charter, AND, further resolving that the FY2026 City of Flint Budget is premised on the establishment of water and sewer and rates by the Chief Financial Officer sufficient to generate the estimated revenue stated herein, and the adoption of the following tax levies, pursuant to State statute, for a total City level of 19.10 mills; General Operating (7.50 mills), Public Improvement (2.50 mills), Police Services (2.00 mills), Public Transportation (0.60 mills), Parks & Recreation (0.50 mills), Police & Fire Protection (6.00 mills), totaling 19.10 mills, AND, further resolving that the City adopts the FY2026 City of Flint Budget as follows: General Fund (101), Major Street Fund (202), Local Street Fund (203), Public Safety Fund (205), Neighborhood Policing Fund (207), Parks & Recreation Fund (208), Street Lighting Fund (219), Garbage & Rubbish Fund (226), Building Inspection Fund (249), Drug Law Enforcement Fund (265), Section 108 Loans Fund (285), Debt Service Fund (301), Public Improvement Fund (444), Sewer Fund (590), and Water Fund (591), with the amendments, AND, further resolving that the City hereby establishes the estimated revenue budgets for the funds listed in various City departments, divisions, boards, commissions, and other activities as FY2026 City of Flint Budget.

FINAL COUNCIL COMMENTS

Final Council Comments shall be limited to two (2) minutes.

ADJOURNMENT



RESOLUTION NO.: 250155-T
PRESENTED: 5-14-2025
ADOPTED: _____

RESOLUTION TO ADOPT THE 2025-2026 MASTER FEE SCHEDULE

BY THE MAYOR AND CITY COUNCIL:

Pursuant to the Home Rule Cities Act, *MCL 117 et seq.*, a local unit of government may defray the cost of services by collection of user fees; and

User fees are charged for services that benefit the individual or entity charged, and avoid municipal subsidization of services not provided to the general public; and

It is the desire of the City of Flint to ensure that user fees reflect the cost of services in the fiscal year 2026.

IT IS RESOLVED that the Biennial Master Fee Schedule, which includes Water and Wastewater Volumetric Rates and Service Charges, attached hereto and made a part hereof, be approved and implemented as outlined, and kept on file with the City Clerk.

IT IS FURTHER RESOLVED that the attached Biennial Master Fee Schedule can and will be modified, should the need arise, at any time during the biennial timeframe for fiscal year FY2026.

BE IT FURTHER RESOLVED that the appropriate City Officials are hereby authorized to do all things necessary to implement and collect the attached user fees, effective July 1, 2025.

APPROVED AS TO FORM:

APPROVED AS TO FINANCE:

Joanne Gurley, City Attorney

Phillip Moore, Chief Financial Officer

Sheldon A. Neeley, Mayor

CITY COUNCIL:

City of Flint Master Fee Schedule			
Line	Division	Service Name / Fee Type	FY24/25 Fee
TRANSPORTATION and DEVELOPMENT			
1	Electrical	Registration Fee:	
2		Electrical Contractor	\$30.00
3	Plumbing	Registration Fee:	
4		Plumbing Contractor	\$15.00
5	Mechanical	Registration Fee:	
6		Mechanical Contractor	\$15.00
7	Engineering	Photocopies:	
8		Letter/Legal	\$1.00
9		Ledger	\$2.00
10		Blueprints:	
11		12" x 24"	\$2.00
12		18" x 36"	\$4.00
13		24" x 36"	\$6.00
14		Large (per sq. ft.)	\$1.00
15		Right-of-Way (ROW) Permit and Inspection	\$100.00
16		Right-of-Way (ROW) Failure to pull permit	\$300.00
17	Permit Fees	Garbage Receptacles: Large Moveable	\$45.00
18	Permit Fees-Building: New Construction, Alterations, Renovations, Remodeling (based on cost of same)	Cost of Project:	Minimum \$140.00 per Inspection
19		Up to \$2,000	\$140.00
20		\$2,001 - \$50,000	\$140.00
21		Plus, per \$1,000 or part thereof over \$2,000	\$27.00
22		\$50,001 - \$500,000	\$1,100.00
23		Plus, per \$1,000 or part thereof over \$50,000	\$23.00
24		\$500,001 - \$1,000,000	\$7,850.00
25		Plus, per \$1,000 or part thereof over \$500,000	\$18.00
26		\$1,000,001 and over	\$12,850.00
27		Plus, per \$1,000 or part thereof over \$1,000,000	\$11.00
28		Re-inspection, if necessary	\$140.00
29	Permit Fees-Fence	<\$1,000 in cost, requiring only one inspection	\$140.00 (All fence permits require a permit with inspection over 7ft)
30		>\$1,000 in cost, same as for new construction	
31		Plus, per \$1,000 or part thereof over \$2,000	
32	Permit Fees-Signs	All Types: \$1.00 to \$2,000	\$140.00
33		\$2,001 to \$50,000	\$140.00
34		Plus, per \$500 over \$2,000	\$27.00
35		\$50,001 and over	\$1,623.00
36		Plus, per \$500 over \$50,001	\$12.00
37		Trailers or Temporary Signs: Over 6 square feet in area, per move or relocation between site	\$155.00
38		Signs erected over public property, additional fee per square foot of area (one side)	\$18.00
39		Signs, Types 3 & 4 on public property (excluding charitable purposes):	
40		Annual Privilege Fee	\$225.00
41		Plus, per square foot of area	\$1.00
42	Permit Fees-Reroofing or Residing	Value <\$5,000 requiring one inspection	\$140.00
43		Value >\$5,000, same as new construction	\$140.00
44		Plus, per \$1,000 or part thereof over \$2,000	\$27.00
45		Removal of Aluminum Siding	\$140.00
46	Permit Fees-Certificate of Use & Occupancy	Issued w/Building Permit for:	
47		Change in Use	\$140.00
48		Same or Existing Prior Use	\$140.00
49	Permit Fees-Inspections	Fee per Hour (special requests & survey inspections, during regular working hours.)	\$200.00

City of Flint Master Fee Schedule			
Line	Division	Service Name / Fee Type	FY24/25 Fee
50		Minimum Fee	\$140.00
51	Permit Fees-Demolition or Moving	Plus, per 1,000 cubic of structure	\$9.00
52		Special services or procedures-fee established by building official.	
53		Residential Garages	\$140.00
54	Permit Fees-Miscellaneous	Temporary structures, per 6 months	\$270.00
55	Permit Fees-Parking Lot & Driveway Construction (all types)	1,000 square feet and over; Same Fee as for New Construction* *See Lines 18-28	Same as New
56	Permit Fees-Swimming Pools	Same Fee as for New Construction* *See Lines 18-28	Same as New
57	Permit Fees-Tank Removal	Above Ground & Underground Storage Tanks	\$140.00
58	Permit Fees-Trades	Hourly Rate for Technical Trades	\$200.00
59	Permit Fees-Appeals	Building Code Board of Appeals	\$350.00
60	Permit Fees-Plan Examination (based on cost of project)	\$0 - \$50,000	\$330.00
61		\$50,001 - \$500,00	\$336.00
62		Plus, per \$1,000 or part thereof over \$50,000	\$9.00
63		Over \$500,000	\$4,386.00
64		Plus, per \$1,000 or part thereof over \$500,000	\$2.00
65		Plan examination, mechanical, plumbing, electrical or site work only, per hour	\$200.00
66		Simple alteration and additions, per hour	\$200.00
67		Plan examination done by outside agency, City Administrative Charge	N/A
68		Administrative Fee for all cancelled or transferred permits	\$75.00
69		Additional work already performed, per hour.	\$200.00
70	Permit Fees-Re-Submissions	Construction Projects/Approval of pre-manufactured units, per hour (1 hour minimum)* *See Lines 18-28	Same as New
71	Permit Fees-Penalties	For work begun prior to obtaining proper permit	
72		Up to \$5,000	\$412.00
73		Over \$5,000	\$825.00
74	Permit Fees-Rentals	Rental License & Registration Fee (one-time)	\$250.00
75		Inspection Fee (compliance w/IPMC) (tri-annual)	
76		Multi-Family Dwellings:	
77		Base Fee	\$105.00
78		Per Building (after one)	\$38.00
79		Per Unit (after one, less than 5)	\$90.00
80		Per Unit (five through fifty)	\$75.00
81		Per Unit (51 & over)	\$45.00
82		Single Family Dwellings	\$225.00
83		Two-Family Dwellings	\$300.00
84		Vacant Property Registration	\$250.00
85	Permit Fees - Rentals (Penalties)	Penalty fees for non-registration and inspection:	
86		1 & 2 Family	\$450.00
87		3-10 Units	\$600.00
88		Over 10 Units	\$1,000.00
89	Building Inspections	Complaint Inspection	\$150.00
90	Permit Fees-Basic Building Code	Disconnect sanitary sewer service line & water service line:	
91		Water svc line 2" or less in diameter	\$169.00
92		Water svc line >2" in diameter	\$720.00
93		Sanitary sewer svc line 12" or less in diam.	\$169.00
94		Sanitary sewer svc line >12" in diam.	\$720.00
95	Permit Fees-Mechanical	Minimum Fee	\$140 per inspection
96	Fees	Permit Base Fee	\$75.00

City of Flint Master Fee Schedule			
Line	Division	Service Name / Fee Type	FY24/25 Fee
97	Permit Fees -Mechanical Fees	Water Heaters	\$15.00
98		Furnaces & Boilers	\$60.00
99		Central Air Conditioning & Heat Pump	\$57.00
100		Duct System/Hydronic Piping	\$57.00
101		Power Exhaust/Plus Base Fee	\$14.00
102		Exhaust Fan (for Bathroom & Kitchen Hoods)	\$14.00
103	Permit Fees-Mechanical: Heating Equipment	Flue Damper/Vent Damper Plus Base Fee	\$14.00
104		Humidifiers/Plus Base Fee	\$14.00
105		Electronic Air Cleaner/Plus Base Fee	\$14.00
106		Condensate Pumps/Plus Base Fee	\$14.00
107		Gas Piping, New Installation, Each Outlet	\$14.00
108		Chimney	\$39.00
109	Permit Fees-Mechanical: Solid Fuel	Complete Wood Stoves, Fireplace Inserts, Add-on Furnaces	\$52.00
110		Solar Equipment System	\$57.00
111	Permit Fees-Mechanical: Solar Equipment	Additional Panels	\$14.00
112		Solar Domestic Hot Water System	\$57.00
113		Additional Panels	\$14.00
114	Permit Fees- LPC & Fuel Oil Tanks	LPC & Fuel Oil Tanks, Piping Fee Included	\$39.00
115		Sidewalk and Approach Permit	\$42.00
116		Excavation Permit	\$28.00
117		Curb Cut Permit / LFT	\$7.00
118		Storm Sewer Tap Inspection (2)	\$236.00
119		Sanitary Wye Connection	\$482.00
120		Grade Stakes	Time and Material
121	Permit Fees- Engineering	Pavement Break: (Per Sq. Ft. Area) Add additional \$100.00 for Major Roads	
122		0-16	\$828.00
123		17-49	\$1,243.00
124		50-81	\$1,656.00
125		82-100	\$2,208.00
126		101-144	\$2,611.00
127		145 and over	\$3,036.00
128		Permit Application Fee	
129		(a) For each small cell wireless facility attached to an existing utility pole; or	\$200.00
130		(b) For each small cell wireless facility and new utility pole	\$300.00
131	Permit Fees-Small Cell Wireless Facilities	Annual Permit Fee	
132		(a) For each small cell wireless facility attached to an existing utility pole; or	\$20.00
133		(b) For each small cell wireless facility attached to a utility pole erected by or on behalf of the permit holder	\$125.00
134	Mechanical Fees-Incinerators	Incinerators	\$57.00
135	Mechanical Fees-Inspections	Hourly Rate	\$200.00
136	Mechanical Fees- Re-Inspections	Re-inspections or Final Inspection	\$140.00
137	Mechanical Fees-Special Inspection	Special Inspection Pertaining to Sale of Bldg	\$200.00
138	Mechanical Fees- Insurance	Insurance Inspections	\$200.00
139	Mechanical Fees-Overtime	Overtime Inspection: 1st hour	\$300.00
140		Overtime Inspection: each additional hour	\$150.00

City of Flint Master Fee Schedule			
Line	Division	Service Name / Fee Type	FY24/25 Fee
141	Mechanical Fees-Equipment	Inspected equipment...supplemental permit...minimum	\$140.00
	Mechanical Fees-Refunds		
142		Refunds/Transfers	\$75.00
143	Mechanical Fees-	Evaporator Coils under 5 h.p. (per cooler unit)	\$60.00
144	Refrigeration	Evaporator Coils 5 h.p. & over (per cooler unit)	\$84.00
145	Mechanical Fees-	15 h.p. to 50 h.p. (each compressor)	\$84.00
146	Compressor	Over 50 h.p. (each compressor)	\$114.00
147	Mechanical Fees-Chillers	Each Chiller	\$193.00
	Mechanical Fees-Cooling Towers		
148		Each Cooling Tower	\$110.00
		Duct System/Hydronic Piping, Gaseous Hydrogen, Fire Suppression/Protection System:	
149		Under \$3,000	\$80.00
150	Mechanical Fees-Duct System/Piping	\$3,000 - \$7,999	\$93.00
151		\$8,000 - \$10,999	\$130.00
152		\$11,000 - \$15,000	\$151.00
153		Each additional \$3,000 over \$15,000	\$25.00
154			
155	Mechanical Fees-Ventilation/Exhaust	Fans under 1,500 cfm	\$14.00
156		1,500 cfm to 10,000 cfm	\$60.00
157		Over 10,000 cfm	\$114.00
	Mechanical Fees-Heat Recovery		
158		Heat Recovery & Wall Fan Coils	\$22.00
	Mechanical Fees-Commercial Range		
159		Commercial Range Hoods	\$57.00
	Mechanical Fees- Other Hoods		
160		Other Specified Hoods	\$51.00
	Mechanical Fees-Barbecues		
161		Commercial Barbecues	\$60.00
162	Mechanical Fees-Exhaust	Power Exhaust/Plus Base Fee	\$14.00
	Mechanical Fees-Exhaust Fan		
163		Exhaust Fan (for Bathroom)	\$14.00
	Mechanical Fees-Flue/Vent Damper		
164		Flue Damper/Vent Damper Plus Base Fee	\$14.00
	Mechanical Fees-Humidifier		
165		Humidifiers/Plus Base Fee	\$14.00
	Mechanical Fees- Air Cleaners		
166		Electronic Air Cleaner/Plus Base Fee	\$14.00
	Mechanical Fees-Condensate Pump		
167		Condensate Pumps/Plus Base Fee	\$14.00
	Mechanical Fees- Gas Piping		
168		New Installation, each outlet	\$14.00
	Mechanical Fees-Chimney		
169		Chimney, includes Breaching	\$39.00
170		Minimum Fee	\$140 per inspection
171		Permit Base Fee	\$75.00
172	Plumbing Fees- Minimum Plumbing Fees	Water Heaters	\$15.00
173		Fixtures, each	\$19.00
174		Stacks, Vents	\$28.00
175		Reduced pressure zone backflow preventor (ea)	\$19.00
176		Distance from meter:	
177		<1 inch	\$54.00
178		1 inch	\$84.00
179	Plumbing Fees- Water Distribution System	2 inches	\$126.00
180		3 inches	\$168.00
181		4 inches	\$213.00
182		>4 inches	\$273.00

City of Flint Master Fee Schedule			
Line	Division	Service Name / Fee Type	FY24/25 Fee
183	Plumbing Fees-Sewer (Sanitary & Storm)	Up to 150 ft lines:	
184		6 inches or less	\$140.00
185		8 inches	\$166.00
186		10 inches	\$180.00
187		12 inches	\$200.00
188		14 inches	\$208.00
189		16 inches	\$217.00
190		18 inches	\$237.00
191		Over 18 inches	\$247.00
192		Per foot over 150 feet	\$1.00
193	Plumbing Fees-Sump Line	Sump line is special rate	\$140.00
194	Plumbing Fees-Residential Sewer	Residential sewer, repair only, no base fee	\$140.00
195	Plumbing Fees-Manhole	Manhole & Catch Basins	\$43.00
196	Plumbing Fees-Sewage Sumps	Sewage Sumps, Ejections	\$20.00
197	Plumbing Fees-Connections	Connection of building drains to building sewer	\$24.00
198	Plumbing Fees- Heat Recliner	For industrial/commercial water heater, no base fee	\$140.00
199	Plumbing Fees- Lawn Sprinkler	Lawn Sprinkler System, no base fee	\$140.00
200	Plumbing Fees- Water Softener	Water Softener & Water Conditioner, no base fee	\$140.00
201	Plumbing Fees	Medical Gas	\$75 plus \$7.50 per connection
202	Plumbing Fees-Inspection	Hourly Rate	\$200.00
203	Plumbing Fees - Reinspection	Re-Inspections or Final Inspection	\$140.00
204	Plumbing Fees- Special Inspection	Special Inspection Pertaining to Sale of Bldg	\$200.00
205	Plumbing Fees-Insurance	Insurance Inspections	\$200.00
206	Plumbing Fees-Overtime	Overtime Inspection: 1st hour	\$300.00
207		Overtime Inspection: each additional hour	\$150.00
208	Plumbing Fees-Equipment	Supplemental Permit, minimum	\$140.00
209	Plumbing Fees-Refund	Refunds/Transfers	\$75.00
210	Electrical Fees	Residential/Commercial: Minimum Fee	\$140 per inspection
211	Electrical-Circuits	First & Second (each)	\$15.00
212		Third & Over (each)	\$12.00
213	Electrical-Service/Power	Service for Light, Heat or Power:	
214		Up to 100 amp switch	\$22.00
215		Over 100 to 200 amp switch	\$51.00
216		Over 200 to 400 amp switch	\$87.00
217		Over 400 to 1,000 amp switch	\$144.00
218		Over 1,000 to 2,000 amp switch	\$226.00
219		Over 2,000 amp switch	\$240.00
220	Electrical-Signs	Each Sign	\$22.00
221		Each Additional Sign	\$11.00
222	Electrical -Fixtures/Plugs	Fixtures & Plugs, each	\$3.00
223	Electrical-Power Units (hp)	Over 1/4 hp to 1.0 hp	\$26.00
224		Over 1.0 hp to 10 hp	\$63.00
225		Over 10 hp to 20 hp	\$77.00
226		Over 20 hp to 30 hp	\$87.00

City of Flint Master Fee Schedule			
Line	Division	Service Name / Fee Type	FY24/25 Fee
228	Electrical-Power Units (hp)	Over 30 hp to 40 hp	\$102.00
229		Over 40 hp to 50 hp	\$114.00
230		Over 50 hp to 75 hp	\$150.00
231		Over 75 hp to 100 hp	\$177.00
232		Over 100 hp to 150 hp	\$202.00
233		Over 150 hp	\$226.00
234	Electrical-Trailer Parks	Per Site	\$26.00
235	Electrical-Feeders	Feeders, Mains, Bus Ducts 50 feet or fraction	\$15.00
236	Electrical Fees-Inspection	Hourly Rate	\$200.00
237	Electrical Fees- Reinspection	Re-inspections or Final Inspection	\$140.00
238	Electrical Fees- Special Inspection	Special Inspection Pertaining to Sale of Structure	\$200.00
239	Electrical Insurance	Insurance Inspections	\$200.00
240	Electrical Fees-Overtime Inspections	Per existing policy:	
241		Overtime Inspection: 1st hour	\$300.00
242		Overtime Inspection: each additional hour	\$150.00
243	Electrical Fees-Supplemental	Supplemental Permit, minimum fee	\$140.00
244	Electrical Fees-	Minimum Fee	\$75.00
245	Refunds/Transfers	Hourly Rate, work already performed	\$200.00
246	Building Inspections	Copies of Rental License	\$9.00
247	Building Inspections	Copies of V/N	\$9.00
248	Building Inspections	Copies, per sheet (over the counter)	\$9.00
249	Street Fees	Temporary Street Closure - Special Events	
250		1-25 Barricades	\$25.00
251		26-50 Barricades	\$50.00
252		51-75 Barricades	\$75.00
253		76-100	\$100.00
254		100 Plus Barricades	\$150.00
255	Consumer Pavement Break	Concrete Driveways/Sidewalks (Per Sq. Ft.)	\$7.00
256		Asphalt Driveways (Per Sq. Ft.)	\$12.00
257		Saw Cutting (Per Lineal Ft.)	\$5.00
258		Concrete Streets (Per Sq. Ft.)	\$17.00
259		Concrete Streets (Majors)(Per Sq. Ft.)	\$20.00
260		Asphalt Streets (Per Sq. Ft.)	\$15.00
261		Asphalt Streets (Majors)(Per Sq. Ft.)	\$17.00
262		Concrete/Asphalt Streets (Per Sq. Ft.)	\$16.00
263		Concrete/Asphalt Streets (Majors)(Per Sq. Ft.)	\$18.00
264		Concrete Curb (Per Lineal Ft.)	\$20.00
265	Street Restoration Inspection	Post Inspection to verify backfill material for street restoration	\$70.00
266	Curb Construction-Reconstruction	Per lineal foot	\$7.00
267		Application fee (includes permit administration, pre- and post-inspection only)	\$25.00
268	Drive Approach Construction-Reconstruction	Application fee (includes permit administration, pre- and post-inspection only)	\$25.00
269		Additional on-site review (hourly rate)	\$25.00
270	Sidewalk Installation-Reconstruction Permit	Application fee (includes permit administration, pre- and post-inspection only)	\$25.00
271		Fee for 1-2 squares under 200 sq feet; additional squares \$5 each	\$75.00
272	Street Cut	Excavation permit for Street Cut, plus additional \$1.50 per square foot for a road cut	\$100.00

City of Flint Master Fee Schedule			
Line	Division	Service Name / Fee Type	FY24/25 Fee
273	Street Cut	Excavation fee per address (includes permit, specifications for cutting and backfilling, saw cutting, pavement restoration, and inspections)	\$100.00
274		Inspection fee (pre and post inspection permit)	\$25.00
275		Blanket inspection fee per address for subcontractors	\$25.00
276		Directional Boring Permit	\$45.00
277	Street Maintenance ROW Inspection Fees	Concrete Sidewalks Inspection (\$0.75 per sq. ft. for each 125 sq. ft.)	\$93.75
278		Asphalt Driveway Inspection (\$0.50 per sq. ft. for each 100 sq. ft.)	\$50.00
279		Saw cutting Inspection (\$5 per Ln/Ft per ea. 14 ft.)	\$70.00
280		Concrete Streets (\$2.50 per sq. ft. for ea. 100 sq. ft.)	\$250.00
281		Concrete Major Streets (\$3.00 per sq. ft. for ea. 100 sq. ft.)	\$300.00
282		Asphalt Streets (\$2.50 per sq. ft. for ea. 100 sq. ft.)	\$250.00
283		Asphalt Streets (\$3 per sq. ft. for ea. 100 sq. ft.)	\$300.00
284		Concrete/Asphalt Streets (\$2.50 per sq. ft. up to 100 sq. ft.)	\$250.00
285		Concrete/Asphalt Major Streets (\$3 per sq. ft. up to 100 sq. ft.)	\$300.00
286		Concrete Curb (\$20 per Ln/ft up to 8 ln/ft)	\$160.00
287		Directional Boring (<100) (\$0.90 per ln/ft up to 48 ln/ft)	\$43.20
288		Directional Boring (>100) (\$0.50 per ln/ft between 49-360 ln/ft)	\$180.00
289	Street Maintenance Permit Violation Fees (Penalty for Failure to get permit and/or inspection)	Excavation without services location (Miss Dig)	\$250.00
290		Excavation in green space, removal of sidewalks, and/or driveway approach without permit	\$250.00
291		Backfilling in green space, pouring of concrete and/or asphalt for sidewalks, and/or driveway approach without inspection (removal of fill or materials may be ordered)	\$100.00
292		Street excavation or cutting of street without permit or preconstruction inspection	\$500.00
293		Street (Major) excavation or cutting of street without permit or preconstruction inspection	\$1,000.00
294		Backfilling of street cut, pouring of concrete and/or asphalt without inspection and/or approval by ROW Enforcement Officer (removal of fill or materials may be ordered)	\$750.00
295		Failure/improper traffic control and/or work zone safety violations (per day or occurrence)	\$500.00
FIRE DEPARTMENT			
296		Fire Incident or Ambulance Run Report	\$5.00
297		Code enforcement - per hour	\$70.00
298		CPR/AED Training Certification (Non-City Employees)	\$65.00
299		CPR/AED Training, City Employee Certification (City Employee)	\$50.00
300		First Aid/CPR/AED Training Certification, Non-City Employee	\$85.00
301		First Aid/CPR/AED Training Certification, City Employee	\$70.00
302		AHA-Skills Testing	\$10.00
303		Classes - blood born pathogen Non-City Employee	\$20.00
304		Classes - blood born pathogens, City Employee	\$16.00
305		EMS Classes	\$1,975.00
306		Firefighter I and II Classes with Sponsor (includes HazMat Operations)	\$2,000.00
307		Firefighter I and II Classes without Sponsor (cost includes SCBA use and Turnout Gear use)	\$3,670.00
308		Continuing Education Credits (per credit)	\$10.00
309		Hazardous Materials Cleanup	\$200.00
310		Vehicle Fire Response	\$250.00
311		Consumers Energy Standby	\$500.00

City of Flint Master Fee Schedule			
Line	Division	Service Name / Fee Type	FY24/25 Fee
312		1st	\$0.00
313		2nd	\$100.00
314	False Alarm Response Fine	3rd	\$250.00
316		4th	\$600.00
318		5th	\$1,000.00
317		Extrication	\$575.00
318		Candle Watch Fee	\$70.00
319		DHS Inspection	\$139.00
320	Fire Previous Inspection	Fire Prev Insp - Assembly	\$104.00
321		Fire Prev Insp - Business	\$125.00
322		Fire Prev Insp - Education	\$150.00
323		Fire Prev Insp - Factory/Industry	\$150.00
324		Fire Prev Insp - High Hazard	\$215.00
325		Fire Prev Insp - Institutional	\$215.00
326		Fire Prev Insp - Mercantile	\$215.00
327		Fire Prev Insp - Mixed Use	\$215.00
328		Group Fire Prev Insp - Reinspections	\$35.00
329	Medical	Medical Assist or Request Lift Assist	\$50.00
330		Group Home, Senior Care and Assisted Living Facilities	\$150.00
331		Private Ambulance Assist, per call (up to 4 Fire personnel)	\$150.00
332		Office Training Course	\$90.00
333	Ambulance Fees	Mileage (Per Mile)	\$16.00
334		BLS Emergent	\$550.00
335		Non Transport	\$475.00
336		Structure Fires	\$500.00
337		Downed Power Line Security	\$300.00
338		Paramed Support for Private Ambulance	\$100.00
339		Paramed Response for Vehicle Injury Accident	\$100.00
340		FF/EMT hourly rate	\$60.00
341		Sergeant hourly rate	\$69.00
342		Lieutenant hourly rate	\$79.00
343		Captain hourly rate	\$89.00
344		Battalion Chief hourly rate	\$93.00
345		Fire Apparatus Operator hourly rate	\$65.00
346		Fire Pumper (Engine) Hourly Rate	\$150.00
347		Rescue Truck (Squad) Hourly Rate	\$150.00
348		Ladder Truck Hourly Rate	\$200.00
349		Rescue Boat (includes Squad, Pumper and Manpower)	\$569.00
POLICE DEPARTMENT			
350	Patrol	Preliminary Breath Test	\$13.00
351		Prostitution Sting Fee (City Portion Only)	\$675.00
352		Prostitution Sting Fee (County Portion Only)	\$225.00
353		Drunk Driving OUID Arrest	\$471.00
354		Drunk Driving OUID Arrest With Accident	\$236.00
355		Drunk Driving Blood Test	\$314.00
356		Drunk Driving SOS Hearing	\$353.00
357		Drunk Driving Court Hearing	\$353.00
358		Police Officer (Overtime)	\$51.68
359		Sergeant (Overtime)	\$64.28
360		Police Lieutenant (Overtime)	\$74.52
361		Police Captain (Overtime)	\$81.05
362	Records & Identification	Accident / Incident Reports	\$13.00
363		Copies of Complaints	\$13.00
364		Criminal Expungement	\$100.00
365		Fingerprinting (\$31 City, \$42.00 State of MI)	\$74.25

City of Flint Master Fee Schedule			
Line	Division	Service Name / Fee Type	FY24/25 Fee
366	Records & Identification	Notary Fee	\$10.00
367		Sex Offender Registration (City Portion only)	\$20.00
368		Sex Offender Registration (State Portion only)	\$30.00
369		Towing Fee (per tow)	\$105.00
370		Towing Fee (per large tow)	\$280.00
371		Towing Fee (motorcycle)	\$115.00
372		Storage Fees on Regular Vehicles Towed (charge per day)	\$30.00
373		Storage Fees on Large Vehicles Towed (charge per day)	\$60.00
374		Administrative Cost on impound vehicle or motorcycle	\$65.00
375		Towing Fee (stolen vehicle/stolen motorcycle)	\$90.00
376		Record check	\$13.00
CITY CLERK			
377	Licensing	Alcoholic Liquor Sales	\$1,000.00
378		Ambulance Company - per Vehicle	\$150.00
379		Ambulance Attendant New License	\$60.00
380		Ambulance Attendant - Renewal	\$40.00
381		Amusement Arcade	\$407.00
382		Amusement Ride Bond (cash)	\$1,000.00
383		Amusement Rides 1st Day	\$190.00
384		Amusement Rides Additional Day	\$73.00
385		Auctioneer (Daily <90 Days)	\$40.00
386		Auctioneer (Yearly)	\$135.00
387		Auto Body Shop/Mechanic Garages	\$425.00
388		Bowling Alleys	\$300.00
389		Card Room 1st 3 Tables	\$65.00
390		Card Room Additional Tables	\$65.00
391		Club	\$466.00
392		Convenience Stores	\$400.00
393		Convenience Stores (Renewal)	\$200.00
394		Dance Hall	\$305.00
395		Dance (Public/Teen)	\$305.00
396		Dance Permit (Liquor)	\$347.00
397		Gasoline Station (first 2 Hoses)	\$75.00
398		Gasoline Station (each Additional Hose)	\$10.00
399		Going Out Of Business Sale (30 Days)	\$100.00
400		Hall For Hire	\$250.00
401		Hotel (1st 100 Rooms)	\$208.00
402		Hotel (each additional Room)	\$7.00
403		Junk Dealer	\$500.00
404		Junk Yard/Storage	\$400.00
405	City Clerk	Lobbyist Registration Form (charge for each form filed)	\$125.00
406		Supplement to Lobbyist Registration Form (each filing)	\$15.00
407		Quarterly Lobbyist Reports (for each completed form)	\$25.00
408		Cable Communications	3% of Gross
409	Licensing	Parking Lot 11-25 Spaces	\$147.00
410		Parking Lot 26-50 Spaces	\$147.00
411		Parking Lot 51-100 Spaces	\$147.00
412		Parking Lot 101-150 Spaces	\$147.00
413		Parking Lot 151-250 Spaces	\$154.00
414		Parking Lot 251-350 Spaces	\$164.00
415		Parking Lot >350 Spaces	\$370.00
416		Pawnbroker	\$400.00
417		Peddler Processing Fee	\$15.00
418		Peddler Yearly	\$191.00
419		Peddler 6 Months	\$191.00

City of Flint Master Fee Schedule			
Line	Division	Service Name / Fee Type	FY24/25 Fee
420	Licensing	Peddler 3 Months	\$191.00
421		Peddler 1 Month	\$191.00
422		Peddler Daily	\$191.00
423		Peddler w/Vehicle	\$248.00
424		Pool Room 1st 4 Tables	\$296.00
425		Pool Room Additional Tables	\$112.00
426		Precious Metal & Gem Dealer	\$229.00
427		Second Hand Dealer	\$350.00
428		Sidewalk Contractor	\$250.00
429		Sign Hanger	\$200.00
430		Skating Rink	\$279.00
431		Snow Removal Vehicle	\$175.00
432		Theater (per seat, \$300 max)	\$0.58
433		Use of Streets	\$242.00
434		Adult Entertainment Establishment	\$886.00
435	City Clerk	Copy of City Charter	\$15.00
436		City of Flint Code Book	\$300.00
437		Code Supplements	\$33.00
438	Elections	Photocopies - letter (8 1/2 x 11), Price Per Page	\$2.00
439		Photocopies - legal (8 1/2 x 14), Price Per Page	\$3.00
440		Voter Info (by Ward) - Printed Excel file	\$40.00
441		Voter Info (City Wide) - Printed Excel file	\$140.00
442		Precinct Guides (Printed)	\$50.00
443		Ward Maps - Large	\$25.00
ASSESSMENT OFFICE			
444		Record Reproduction (non FOIA)	
445		Residential	\$3.00
446		Commercial/Industrial	\$5.00
447		Tax Maps	\$23.00
448		Tax Maps (Full Set)	\$1,590.00
449		Deed Certification	\$20.00
450		Research Hourly Rate (1 hr minimum) (non FOIA)	\$91.00
451		Creating or Combining 2 Platted Parcels	\$100.00
452		Each additional parcel	\$50.00
FINANCE OFFICE			
453		Copies of Paychecks	\$4.00
454		Copies of Other (non-Paycheck) materials	\$1.00
455		Duplicate 1099s	\$12.00
456		Duplicate W2s	\$12.00
457		Insurance Form Completion	\$20.00
458		Employee Access Badge	\$10.00
LAW OFFICE			
459		FOIA per page copy charge	\$0.10
460		FOIA Labor Rate	\$29.00
461		Film Permit Fee	\$100.00
462		Student Film Permit Fee	\$25.00
TREASURER			
463		Mortgage Company Tax Roll	\$50.00
464		Research Fee (non FOIA)	\$53.00
465		Income Tax Admin Review Fee	\$28.00
466		School District Summer Tax Levy (Other Districts)	\$250.00
467		Bounced Check Fee	\$50.00
468		Duplicate Bill	\$1.00

City of Flint Master Fee Schedule			
Line	Division	Service Name / Fee Type	FY24/25 Fee
469		Affidavit Filing	\$25.00
470		Shutoff Posting Fee Single Account	\$25.00
471		Shutoff Posting Fee for Buildings with Multiple Accounts	\$40.00
PLANNING and ZONING			
472	Zoning Reviews	Zoning Permit: Residential, Accessory Structures and Fences	\$30.00
473		Zoning Permit: Residential, (One, Two, Three-Family Homes)	\$100.00
474		Zoning Permit: Non-Residential	\$250.00
475		Zoning Permit: Non-Residential Change of Use Only (No site changes)	\$150.00
476		Sign Permit: One (1) New Sign	\$150.00
477		Each additional sign	\$50.00
478		Sign Permit: Reface W/ No Structural Changes	\$25.00
479		Zoning Coordinator Review Application (Administrative)	\$500.00
480	Planning Commission	Zoning Coordinator Review Application (Planning Commission)	\$750.00
481		Planned Unit Development: Preliminary	\$1,000.00
482		Planned Unit Development: Final	\$500.00
483		Special Land Use: Residential (One, Two, Three-Family Homes), per property	\$400.00
484		Special Land Use: Non-Residential	\$800.00
485		Special Land Use: Child Care	\$250.00
486		Planned Sign Program: One (1) New Sign	\$500.00
487		Each additional sign	\$50.00
488		Zoning Ordinance Amendment, first section	\$750.00
489		Each additional section	\$100.00
490		Zoning Map Amendment (Rezoning), first parcel	\$1,000.00
491		Each additional parcel	\$100.00
492		Street or Alley Vacation, base	\$1,500.00
493		Each 100 linear ft.	\$100.00
		Honorary Street Name Application (Not including DPW cost to create signs)	\$250.00
494		Planning Commission Waiver - Residential Child Care	\$25.00
495		Planning Commission Waiver - General	\$100.00
496		Each additional item on the same request form	\$20.00
497			
498	Additional Reviews	Zoning Permit/Sign Permit/Planned Sign Program Additional Reviews, rounded up to nearest whole number	—
499		Zoning Permit Revisions, each after second submission	Half of total application fee
500		Sign Permit Revisions, each after second submission	Half of total application fee
501		Planned Sign Program Revisions, each after second submission	Half of total application fee

City of Flint Master Fee Schedule			
Line	Division	Service Name / Fee Type	FY24/25 Fee
502	Additional Reviews	Development Plan Additional Reviews (SPR, SLU, ZCR, PUD)	---
503		Site/Development Plan Revisions, each after second submission	\$350.00
504	Revisions to Approved Items	Minor Revision to Approved Administrative Accessory Structure Permit	Half of total application fee
505		Minor Revision to Approved Administrative Residential Permit	Half of total application fee
506		Minor Revision to Approved Administrative Non-Residential Permit	Half of total application fee
507		Minor Revision to Approved Zoning Coordinator (Administrative) Review	Half of total application fee
508		Minor Revision to Approved Zoning Coordinator (Planning Commission) Review	Half of total application fee
509		Minor Revision to Completed Zoning Confirmation Letter	Half of total application fee
510	Zoning Board of Appeals	ZBA Variance/Interpretation: Residential (One, Two, Three-Family Homes)	\$400.00
511		Each additional request on same application	\$50.00
512		ZBA Variance/Interpretation: Non-Residential	\$800.00
513		Each additional request on same application	\$100.00
514		ZBA Appeal: Residential (One, Two, Three-Family Homes)	\$400.00
515		ZBA Appeal: Non-Residential	\$800.00
516	Historic District Commission	Historic District Commission Review: Residential (One, Two, Three-Family Homes)	\$20.00
517		Historic District Commission Review: Non-Residential	\$50.00
518		Historic District Commission Review: Sign Reface, Decals	\$10.00
519	Zoning Services	Zoning Confirmation Letter, per parcel	\$50.00
520		Referral Letter or Confirmation (e.g. Auto Dealer License, NOT including Residential Child Care)	\$50.00
521		Zoning Lots: Residential (One, Two, Three-Family Homes), principal parcel +1	\$25.00
522		Each additional parcel	\$5.00
523		Zoning Lots: Non-Residential, principal parcel +1	\$50.00
524		Each additional parcel	\$10.00
525		Administrative Waiver	\$50.00
526		Each additional item on the same request form	\$5.00
527		Extension for Administrative Approval	\$20.00
528		Extension for Planning Commission Approval	\$20.00
529		Printed Large Format Map, per copy	\$50.00
530		Printed-Unbound Zoning Ordinance/Comprehensive Plan, per copy	\$75.00
531		PH: Notice Letters, per letter	\$1.00
532		PH: Location/Zoning Map, etc., per map	\$50.00
533		ARU Location Confirmation Letter	\$50.00

City of Flint Master Fee Schedule			
Line	Division	Service Name / Fee Type	FY24/25 Fee
534	Zoning Services	Consultation Meeting	—
535		Per meeting after first meeting	\$80.00
CODE ENFORCEMENT			
536		Administrative Hearings Bureau Costs	\$250.00
537		State Justice System Assessment (required by State statute)	\$10.00
538		Default Fee	\$100.00
539		Motion to Set Aside Default	\$20.00
			\$ 250.00 -
540		Blight Violation Fine	\$10,000.00
541		Cleanup Costs and Labor	\$ 35.00/hr
MARIJUANA REVIEW and LICENSING (con.)			
542	Planning & Zoning	Marijuana Location Confirmation Certificate (per parcel)	\$50.00
		MMFLA Special Regulated Use Planning Commission Application (non refundable)	\$1,500.00
543		Marijuana Site Plan Review Application	\$1,002.00
544		Marijuana Site Plan Review Revisions	\$500.00
545		Marijuana Zoning Board of Appeals Variance & Appeal Request	\$5,000.00
546		Marijuana Zoning Violation (per offense)	\$500.00
547		Marijuana Annual License	\$5,000.00
548	Building	Yearly Marijuana Survey Fee	\$250.00
549	Police	Public Safety Yearly Inspections - Police Dept.	\$250.00
550		Reinspection Fee	\$125.00
551		Background Check Fee	\$75.00
552	Fire	Public Safety Yearly Inspections - Fire Dept.	\$250.00
553	Blight Plans	Blight Plan Fee for Cannabis Company License Applications to the State	\$1,000.00
PARKS and RECREATION			
554		Park Rental Fee	\$40.00
COMMUNITY CENTER			
555		Mays Senior and Service Community Center Event Rental Rates	
556		4-Hour Rental Block (Non-Members)	\$450.00
557		4-Hour Rental Block (Members)	\$350.00
558		4-Hour Rental Block (Event for 80+ Year Old)	\$100.00
559		Refundable Deposit	\$150.00
560		Additional Hour	\$150 per hour
561		McKinley Senior Center Event Rental Rates	
562		4-Hour Rental Block (Non-Members)	\$450.00
563		4-Hour Rental Block (Members)	\$350.00
564		4-Hour Rental Block (Event for 80+ Year Old)	\$100.00
565		Refundable Deposit	\$150.00
566		Additional Hour	\$150 per hour
STREET LIGHTING FEE			
567		Streetlighting Fee - FY25	\$72.18
WASTE COLLECTION FEE			
568		Collection Fee - FY25	\$202.56
569		Garbage Cart Replacement: Small Moveable 65+ Gallon	Up to \$120
570		Garbage Cart Replacement: Large Moveable 95+ Gallon	Up to \$150
WATER SERVICE CENTER			
571		Hourly Labor Rate	\$50.00
572		Meter Inspection (Requested by Customer)	\$75.00

City of Flint Master Fee Schedule			
Line	Division	Service Name / Fee Type	FY24/25 Fee
573		Meter Test Requested by Customer	\$225.00
574		See Why Low Pressure/No Water (no charge if caused by COF Water Dept.)	\$75.00
575		Lost or Stolen Meter Charge	Cost of Meter + \$75.00
576		5/8" x 3/4", 1", 1.5", and 2"	Cost of Transponder + \$75.00
577		Transponder	Cost of Meter + \$100.00
578		3"	Cost of Meter + \$150.00
579		4"	Cost of Meter + \$250
580		Adding "6" Enduro 2800	Cost of Meter + \$200.00
581		6" S1000	Cost of Meter + \$300.00
582		8" Enduro 2800	Cost of Meter + \$50.00
583		VN Register	\$150.00
584		1.5" - 3/4" Line Reduction (meter reduction)	\$102.00
585		1"-5/8" Line Reduction (meter reduction)	\$320.00
586		1.5"-5/8" Line Reduction (meter reduction)	\$275.00
587		1.5" - 1" Line Reduction (meter reduction)	\$325.00
588		2" - 1" Line Reduction (meter reduction)	\$75.00
589		Water Service Turn On or Off: Regular	\$100.00
590		Water Service Turn Off: Emergency: Shop	\$75.00
591		Water Service Turn-Off: Non Payment	\$100.00
592		Water Service Turn-On: Non Payment Same Day	\$75.00
593		Water Service Turn-On: Non Payment Next Day	\$75.00
594		Water Service Turn On or Off: Regular: Shop	Cost of Meter + \$75.00
595		Frozen Meter Charge	Deposit + \$75 install fee + \$50 monthly service charge + \$75 removal fee + Cost of Water.
596		Hydrant Meter Charge 5/8" (deposit \$779)	
597		Hydrant Meter Charge 1" (deposit \$1,050)	
598		Hydrant Meter Charge 3" (deposit \$2,461)	
599		Hydrant Meter Late Fee (assessed each month not returned)	\$250 per month
600		No Show Appointment	\$75.00
601		Thaw Frozen Lines	\$325.00
602		Cut & Plug 2" Water	\$506.00
603		Main Taps & Tie Ins	T&M
604		New Main and Service Line Inspection	T&M
605		Seasonal Meter Installation or Removal	\$75.00
606		Service Line Installation	\$200.00
607		Cut & Plug 3" and larger, also includes sewer-charge	T&M
608		Risor Repair 1.0" (deposit will be applied to T&M)	\$150 minimum deposit plus T&M
609		Risor Repair 1.5" (deposit will be applied to T&M)	\$150 minimum deposit plus T&M
610		Risor Repair 2.0" (deposit will be applied to T&M)	\$150 minimum deposit plus T&M
611		Risor Repair 3/4" Water (deposit will be applied to T&M)	\$150 minimum deposit plus T&M
612		Crawl space entry	\$100.00
613		Check and Waste Repair 3/4"	\$240.00
614		Check and Waste Repair 1"	\$255.00
615		Check and Waste Repair 1.5" (deposit applied to T&M)	\$150 deposit plus T&M

City of Flint Master Fee Schedule

Line	Division	Service Name / Fee Type	FY24/25 Fee
616		Check and Waste Repair 2.0' (deposit applied to T&M)	\$150 deposit plus T&M
617		Monthly Fire Line	\$50.00
618		Bacteriological Sample Test Non Customers	\$72.00
619		Make sure off found on - turned off & stuffed curb box	\$100.00
620		Blow Out for Turn On from MSO Stuffed Curb Box: Shop	\$90.00
621		Turn on after Dig Up	\$ Equipment + T&M
622		Make sure off shop stuffed	\$90.00
623		Excavation for Turn-On from Non-Pay Turn-off	T&M \$250 per hour
624		Bacteriological Sample Test Customers	No Fee
625		Water Deposit Fee for Renters	\$250.00

WATER SEWER BILL RATES

626	Metered Water-per 100 cubic feet (748 gallons)	
627	City - 0 to 35 CCF (one CCF =748 gallons)	\$6.19 per CCF
628	City - 35 to 2,000 CCF (one CCF =748 gallons)	\$5.94 per CCF
629	City - Over 2,000 CCF (one CCF =748 gallons)	\$4.76 per CCF
630	NonCity - 0 to 35 CCF (one CCF =748 gallons)	\$9.29 per CCF
631	NonCity - 35 to 2,000 CCF (one CCF =748 gallons)	\$8.94 per CCF
632	NonCity - Over 2,000 CCF (one CCF =748 gallons)	\$7.14 per CCF
633	Water "Readiness to Serve" Service Charges	
634	Residential City - Meter Size 5/8"x3/4"	\$28.69
635	Residential City - Meter Size 1"	\$58.15
636	Residential City - Meter Size 1 1/2"	\$58.15
637	Residential City - Meter Size 2"	\$58.15
638	Residential Non-City - Meter Size 5/8"x3/4"	\$34.17
639	Residential Non-City - Meter Size 3/4"	\$65.95
640	Residential Non-City - Meter Size 1"	\$87.08
641	Residential Non-City - Meter Size 1 1/2"	\$85.02
642	Residential Non-City - Meter Size 2"	\$85.02
643	Commercial-Indust. City - Meter Size 5/8"x3/4"	\$55.79
644	Commercial-Indust. City - Meter Size 3/4"	\$69.37
645	Commercial-Indust. City - Meter Size 1"	\$78.48
646	Commercial-Indust. City - Meter Size 1 1/2"	\$112.60
647	Commercial-Indust. City - Meter Size 2"	\$157.40
648	Commercial-Indust. City - Meter Size 3"	\$310.83
649	Commercial-Indust. City - Meter Size 4"	\$547.05
650	Commercial-Indust. City - Meter Size 6"	\$1,075.75
651	Commercial-Indust. City - Meter Size 8"	\$1,560.05
652	Commercial-Indust. City - Meter Size 10"	\$2,153.48
653	Commercial-Indust. City - Meter Size 12"	\$2,605.31
654	Commercial-Indust. City - Meter Size 16"	\$3,242.25
655	Commercial-Indust. City - Meter Size 20"	\$3,501.98
656	Comm.-Indust. Non-City - Meter Size 5/8"x3/4"	\$83.74
657	Comm.-Indust. Non-City - Meter Size 3/4"	\$95.84
658	Commercial-Indust. Non-City - Meter Size 1"	\$117.74
659	Commercial-Indust. Non-City - Meter Size 1 1/2"	\$169.06
660	Commercial-Indust. Non-City - Meter Size 2"	\$236.26
661	Commercial-Indust. Non-City - Meter Size 3"	\$468.65
662	Commercial-Indust. Non-City - Meter Size 4"	\$820.71
663	Commercial-Indust. Non-City - Meter Size 6"	\$1,613.34
664	Commercial-Indust. Non-City - Meter Size 8"	\$2,340.24
665	Commercial-Indust. Non-City - Meter Size 10"	\$3,247.30
666	Commercial-Indust. Non-City - Meter Size 12"	\$3,907.77
667	Commercial-Indust. Non-City - Meter Size 16"	\$4,863.28
668	Commercial-Indust. Non-City - Meter Size 20"	\$5,709.67

City of Flint Master Fee Schedule			
Line	Division	Service Name / Fee Type	FY24/25 Fee
669		Sewage Flow per 100 cubic feet (748 gallons) - based on metered water	
670		Residential City - per CCF (one CCF =748 gallons)	\$4.312 per CCF
671		Residential Non-City - per CCF	\$4.735 per CCF
672		Sewer "Readiness to Serve" Service Charges	
673		Residential City - Meter Size 5/8"x3/4"	\$28.69
674		Residential City - Meter Size 1"	\$64.28
675		Residential City - Meter Size 1 1/2"	\$64.28
676		Residential City - Meter Size 2"	\$64.28
677		Residential Non-City - Meter Size 5/8"x3/4"	\$39.18
678		Residential Non-City - Meter Size 3/4"	\$60.35
679		Residential Non-City - Meter Size 1"	\$85.02
680		Residential Non-City - Meter Size 1 1/2"	\$85.02
681		Residential Non-City - Meter Size 2"	\$85.02
682		Commercial-Indust. City - Meter Size 5/8"x3/4"	\$55.90
683		Commercial-Indust. City - Meter Size 1"	\$91.20
684		Commercial-Indust. City - Meter Size 1 1/2"	\$148.40
685		Commercial-Indust. City - Meter Size 2"	\$211.19
686		Commercial-Indust. City - Meter Size 3"	\$471.62
687		Commercial-Indust. City - Meter Size 4"	\$777.14
688		Commercial-Indust. City - Meter Size 6"	\$1,571.80
689		Commercial-Indust. City - Meter Size 8"	\$2,312.79
690		Commercial-Indust. City - Meter Size 10"	\$3,141.97
691		Commercial-Indust. City - Meter Size 12"	\$3,688.72
692		Commercial-Indust. City - Meter Size 16"	\$4,870.53
693		Commercial-Indust. City - Meter Size 20"	\$5,734.96
694		Commercial-Indust. Non-City - Meter Size 5/8"	\$62.57
695		Commercial-Indust. Non-City - Meter Size 3/4"	\$79.26
696		Commercial-Indust. Non-City - Meter Size 1"	\$105.56
697		Commercial-Indust. Non-City - Meter Size 1 1/2"	\$177.43
698		Commercial-Indust. Non-City - Meter Size 2"	\$250.24
699		Commercial-Indust. Non-City - Meter Size 3"	\$562.93
700		Commercial-Indust. Non-City - Meter Size 4"	\$953.89
701		Commercial-Indust. Non-City - Meter Size 6"	\$1,905.74
702		Commercial-Indust. Non-City - Meter Size 8"	\$2,849.27
703		Commercial-Indust. Non-City - Meter Size 10"	\$3,792.41
704		Commercial-Indust. Non-City - Meter Size 12"	\$4,449.17

City of Flint Master Fee Schedule			
Line	Division	Service Name / Fee Type	FY24/25 Fee
705		Commercial-Indust. Non-City - Meter Size 16"	\$5,919.11
706		Commercial-Indust. Non-City - Meter Size 20"	\$7,032.44
707		Back Billing Rate (can be adjusted by Consumers Energy readings for actual usage patterns)	
708		All charges per rate schedule in effect at 7 units/mo.	
709		including fee for emergency back up.	
710		Sanitary or Storm Sewer Tap Inspection	\$150.00
711		Sewer Inspection Fee	\$150.00
WASTEWATER RATES - COMMERCIAL/INDUSTRIAL CUSTOMERS			
712		INSIDE	
713		Volume	\$1.61
714		Suspended Solids	\$0.49
715		Biological/Chemical Oxygen Demand	\$1.05
716		Phosphorous	\$1.49
717		Industrial Charge	\$0.03
718		IPP Commercial	\$4.34
719		OUTSIDE	
720		Volume	\$1.83
721		Suspended Solids	\$0.49
722		Biological/Chemical Oxygen Demand	\$1.18
723		Phosphorous	\$1.51
724		Industrial Charge	\$0.03
725		IPP Commercial	\$4.77
BUSINESS and COMMUNITY SERVICES			
726		Brownfield Plan Application Fee	\$2,000.00
727		Tax Abatement Applications	\$2,000.00
728		Section 108 Loan Application Fee	\$2,000.00
		Section 108 Processing Fee (should the application be approved, the \$2,000 application fee will be applied towards the processing fee)	\$ 1% of approved loan amount
729		PILOT Application fee	\$2,000.00
731		Specification Writing for Residential Rehabilitation	\$300.00
SPECIAL EVENT FEES			
732		Event Application Fee	\$50.00
733		Event Application Late Fee (less than 90 days before event)	\$100.00
734		Inflatables, Bounce Houses, or Petting Zoo	\$35.00
735		Noise Permit	\$35.00
736		Tent permit (less than 120 sq. ft.)	\$35.00
737		Tent permit (over 120 sq. ft.)	\$50.00
738		Generators/Utility Use (per day)	\$35.00
739		Food Trucks/Concessions, per vendor *food license required	\$35.00
740		Carnival Rides	\$100.00
741		Fireworks Permit	\$125.00
742		Trash Removal (deposit)	\$250.00
743		Community Event-Level 1 (20,000+ attendance)	\$500.00
744		Community Event-Level 2 (5,000-19,999 attendance)	\$250.00
745		Community Event-Level 3 (100-4,999 attendance)	\$150.00
746		Commercial Event-Level 1 (20,000+ attendance)	\$1,000.00
747		Commercial Event-Level 2 (5,000-19,999 attendance)	\$500.00
748		Commercial Event-Level 3 (100-4,999 attendance)	\$300.00
BLIGHT COURT ORDERED EVICTIONS			
749		Trash Removal Fee	\$18 per cubic yard, plus labor and equipment costs



250172-7

RESOLUTION NO.: _____
PRESENTED: 5-27-2025
ADOPTED: _____

RESOLUTION TO ADOPT THE 2025-2026 MASTER FEE SCHEDULE

BY THE MAYOR AND CITY COUNCIL:

Pursuant to the Home Rule Cities Act, *MCL 117 et seq.*, a local unit of government may defray the cost of services by collection of user fees; and

User fees are charged for services that benefit the individual or entity charged, and avoid municipal subsidization of services not provided to the general public; and

It is the desire of the City of Flint to ensure that user fees reflect the cost of services in the fiscal year 2026.

IT IS RESOLVED that the Biennial Master Fee Schedule, which includes Water and Wastewater Volumetric Rates and Service Charges, attached hereto and made a part hereof, be approved and implemented as outlined, and kept on file with the City Clerk.

IT IS FURTHER RESOLVED that the attached Biennial Master Fee Schedule can and will be modified, should the need arise, at any time during the biennial timeframe for fiscal year FY2026.

BE IT FURTHER RESOLVED that the appropriate City Officials are hereby authorized to do all things necessary to implement and collect the attached user fees, effective July 1, 2025.

APPROVED AS TO FORM:

APPROVED AS TO FINANCE:

Joanne Gurley, City Attorney

Phillip Moore, Chief Financial Officer

Sheldon A. Neeley, Mayor

CITY COUNCIL:

City of Flint Master Fee Schedule			
Line	Division	Service Name / Fee Type	FY24/25 Fee
TRANSPORTATION and DEVELOPMENT			
1	Electrical	Registration Fee:	
2		Electrical Contractor	\$30.00
3	Plumbing	Registration Fee:	
4		Plumbing Contractor	\$15.00
5	Mechanical	Registration Fee:	
6		Mechanical Contractor	\$15.00
7	Engineering	Photocopies:	
8		Letter/Legal	\$1.00
9		Ledger	\$2.00
10		Blueprints:	
11		12" x 24"	\$2.00
12		18" x 36"	\$4.00
13		24" x 36"	\$6.00
14		Large (per sq. ft.)	\$1.00
15		Right-of-Way (ROW) Permit and Inspection	\$100.00
16		Right-of-Way (ROW) Failure to pull permit	\$300.00
17	Permit Fees	Garbage Receptacles: Large Moveable	\$45.00
18	Permit Fees-Building: New Construction, Alterations, Renovations, Remodeling (based on cost of same)	Cost of Project:	Minimum \$140.00 per Inspection
19		Up to \$2,000	\$140.00
20		\$2,001 - \$50,000	\$140.00
21		Plus, per \$1,000 or part thereof over \$2,000	\$27.00
22		\$50,001 - \$500,000	\$1,100.00
23		Plus, per \$1,000 or part thereof over \$50,000	\$23.00
24		\$500,001 - \$1,000,000	\$7,850.00
25		Plus, per \$1,000 or part thereof over \$500,000	\$18.00
26		\$1,000,001 and over	\$12,850.00
27		Plus, per \$1,000 or part thereof over \$1,000,000	\$11.00
28		Re-inspection, if necessary	\$140.00
29	Permit Fees-Fence	<\$1,000 in cost, requiring only one inspection	\$140.00 (All fence permits require a permit with inspection over 7ft)
30		>\$1,000 in cost, same as for new construction	
31		Plus, per \$1,000 or part thereof over \$2,000	
32	Permit Fees-Signs	All Types: \$1.00 to \$2,000	\$140.00
33		\$2,001 to \$50,000	\$140.00
34		Plus, per \$500 over \$2,000	\$27.00
35		\$50,001 and over	\$1,623.00
36		Plus, per \$500 over \$50,001	\$12.00
37		Trailers or Temporary Signs: Over 6 square feet in area, per move or relocation between site	\$155.00
38		Signs erected over public property, additional fee per square foot of area (one side)	\$18.00
39		Signs, Types 3 & 4 on public property (excluding charitable purposes):	
40		Annual Privilege Fee	\$225.00
41		Plus, per square foot of area	\$1.00
42	Permit Fees-Reroofing or Residing	Value <\$5,000 requiring one inspection	\$140.00
43		Value >\$5,000, same as new construction	\$140.00
44		Plus, per \$1,000 or part thereof over \$2,000	\$27.00
45		Removal of Aluminum Siding	\$140.00
46	Permit Fees-Certificate of Use & Occupancy	Issued w/Building Permit for:	
47		Change in Use	\$140.00
48		Same or Existing Prior Use	\$140.00
49	Permit Fees-Inspections	Fee per Hour (special requests & survey inspections, during regular working hours.)	\$200.00

City of Flint Master Fee Schedule			
Line	Division	Service Name / Fee Type	FY24/25 Fee
50	Permit Fees-Demolition or Moving	Minimum Fee	\$140.00
51		Plus, per 1,000 cubic of structure	\$9.00
52		Special services or procedures-fee established by building official.	
53		Residential Garages	\$140.00
54	Permit Fees-Miscellaneous	Temporary structures, per 6 months	\$270.00
55	Permit Fees-Parking Lot & Driveway Construction (all types)	1,000 square feet and over: Same Fee as for New Construction* *See Lines 18-28	Same as New
56	Permit Fees-Swimming Pools	Same Fee as for New Construction* *See Lines 18-28	Same as New
57	Permit Fees-Tank Removal	Above Ground & Underground Storage Tanks	\$140.00
58	Permit Fees-Trades	Hourly Rate for Technical Trades	\$200.00
59	Permit Fees-Appeals	Building Code Board of Appeals	\$350.00
60	Permit Fees-Plan Examination (based on cost of project)	\$0 - \$50,000	\$330.00
61		\$50,001 - \$500,00	\$336.00
62		Plus, per \$1,000 or part thereof over \$50,000	\$9.00
63		Over \$500,000	\$4,386.00
64		Plus, per \$1,000 or part thereof over \$500,000	\$2.00
65		Plan examination, mechanical, plumbing, electrical or site work only, per hour	\$200.00
66		Simple alteration and additions, per hour	\$200.00
67		Plan examination done by outside agency, C-ty Administrative Charge	N/A
68	Permit Fees-Refund Policy	Administrative Fee for all cancelled or transferred permits	\$75.00
69		Additional work already performed, per hour.	\$200.00
70	Permit Fees-Re-Submissions	Construction Projects/Approval of pre-manufactured units, per hour (1 hour minimum)* *See Lines 18-28	Same as New
71	Permit Fees-Penalties	For work begun prior to obtaining proper permit	
72		Up to \$5,000	\$412.00
73		Over \$5,000	\$825.00
74	Permit Fees-Rentals	Rental License & Registration Fee (one-time)	\$250.00
75		Inspection Fee (compliance w/APMC) (tri-annual)	
76		Multi-Family Dwellings:	
77		Base Fee	\$105.00
78		Per Building (after one)	\$38.00
79		Per Unit (after one, less than 5)	\$90.00
80		Per Unit (five through fifty)	\$75.00
81		Per Unit (51 & over)	\$45.00
82		Single Family Dwellings	\$225.00
83		Two-Family Dwellings	\$300.00
84		Vacant Property Registration	\$250.00
85	Permit Fees - Rentals (Penalties)	Penalty fees for non-registration and inspection	
86		1 & 2 Family	\$450.00
87		3-10 Units	\$600.00
88		Over 10 Units	\$1,000.00
89	Building Inspections	Complaint Inspection	\$150.00
90	Permit Fees-Basic Building Code	Disconnect sanitary sewer service line & water service line:	
91		Water svc line 2" or less in diameter	\$169.00
92		Water svc line >2" in diameter	\$720.00
93		Sanitary sewer svc line 12" or less in diam.	\$169.00
94		Sanitary sewer svc line >12" in diam.	\$720.00
95	Permit Fees-Mechanical	Minimum Fee	\$140 per inspection
96	Fees	Permit Base Fee	\$75.00

City of Flint Master Fee Schedule			
Line	Division	Service Name / Fee Type	FY24/25 Fee
97	Permit Fees -Mechanical Fees	Water Heaters	\$15.00
98		Furnaces & Boilers	\$60.00
99		Central Air Conditioning & Heat Pump	\$57.00
100		Duct System/Hydronic Piping	\$57.00
101		Power Exhaust/Plus Base Fee	\$14.00
102		Exhaust Fan (for Bathroom & Kitchen Hoods)	\$14.00
103	Permit Fees-Mechanical: Heating Equipment	Flue Damper/Vent Damper Plus Base Fee	\$14.00
104		Humidifiers/Plus Base Fee	\$14.00
105		Electronic Air Cleaner/Plus Base Fee	\$14.00
106		Condensate Pumps/Plus Base Fee	\$14.00
107		Gas Piping, New Installation, Each Outlet	\$14.00
108		Chimney	\$39.00
109	Permit Fees-Mechanical: Solid Fuel	Complete Wood Stoves, Fireplace Inserts, Add-on Furnaces	\$52.00
110		Solar Equipment System	\$57.00
111	Permit Fees-Mechanical: Solar Equipment	Additional Panels	\$14.00
112		Solar Domestic Hot Water System	\$57.00
113		Additional Panels	\$14.00
114	Permit Fees- LPC & Fuel Oil Tanks	LPC & Fuel Oil Tanks, Piping Fee Included	\$39.00
115		Sidewalk and Approach Permit	\$42.00
116		Excavation Permit	\$28.00
117		Curb Cut Permit / LFT	\$7.00
118		Storm Sewer Tap Inspection (2)	\$236.00
119		Sanitary Wye Connection	\$482.00
120		Grade Stakes	Time and Material
121	Permit Fees- Engineering	Pavement Break: (Per Sq. Ft. Area) Add additional \$100.00 for Major Roads	
122		0-16	\$828.00
123		17-49	\$1,243.00
124		50-81	\$1,656.00
125		82-100	\$2,208.00
126		101-144	\$2,611.00
127		145 and over	\$3,036.00
128		Permit Application Fee	
129		(a) For each small cell wireless facility attached to an existing utility pole; or	\$200.00
130		(b) For each small cell wireless facility and new utility pole	\$300.00
131	Permit Fees-Small Cell Wireless Facilities	Annual Permit Fee	
132		(a) For each small cell wireless facility attached to an existing utility pole; or	\$20.00
133		(b) For each small cell wireless facility attached to a utility pole erected by or on behalf of the permit holder	\$125.00
134	Mechanical Fees-Incinerators	Incinerators	\$57.00
135	Mechanical Fees-Inspections	Hourly Rate	\$200.00
136	Mechanical Fees- Re-Inspections	Re-Inspections or Final Inspection	\$140.00
137	Mechanical Fees-Special Inspection	Special Inspection Pertaining to Sale of Bldg	\$200.00
138	Mechanical Fees- Insurance	Insurance Inspections	\$200.00
139	Mechanical Fees-Overtime	Overtime Inspection: 1st hour	\$300.00
140		Overtime Inspection: each additional hour	\$150.00

City of Flint Master Fee Schedule

Line	Division	Service Name / Fee Type	FY24/25 Fee
141	Mechanical Fees-Equipment	Inspected equipment...supplemental permit . minimum	\$140.00
142	Mechanical Fees-Refunds	Refunds/Transfers	\$75.00
143	Mechanical Fees-Refrigeration	Evaporator Coils under 5 h.p. (per cooler unit)	\$60.00
144		Evaporator Coils 5 h.p. & over (per cooler unit)	\$84.00
145	Mechanical Fees-Compressor	15 h.p. to 50 h.p. (each compressor)	\$84.00
146		Over 50 h.p. (each compressor)	\$114.00
147	Mechanical Fees-Chillers	Each Chiller	\$193.00
148	Mechanical Fees-Cooling Towers	Each Cooling Tower	\$110.00
149	Mechanical Fees-Duct System/Piping	Duct System/Hydronic Piping, Gaseous Hydrogen, Fire Suppression/Protection System:	
150		Under \$3,000	\$60.00
151		\$3,000 - \$7,999	\$93.00
152		\$8,000 - \$10,999	\$130.00
153		\$11,000 - \$15,000	\$151.00
154		Each additional \$3,000 over \$15,000	\$25.00
155	Mechanical Fees-Ventilation/Exhaust	Fans under 1,500 cfm	\$14.00
156		1,500 cfm to 10,000 cfm	\$60.00
157		Over 10,000 cfm	\$114.00
158	Mechanical Fees-Heat Recovery	Heat Recovery & Wall Fan Coils	\$22.00
159	Mechanical Fees-Commercial Range	Commercial Range Hoods	\$57.00
160	Mechanical Fees- Other Hoods	Other Specified Hoods	\$51.00
161	Mechanical Fees-Barbecues	Commercial Barbecues	\$60.00
162	Mechanical Fees-Exhaust	Power Exhaust/Plus Base Fee	\$14.00
163	Mechanical Fees-Exhaust Fan	Exhaust Fan (for Bathroom)	\$14.00
164	Mechanical Fees-Flue/Vent Damper	Flue Damper/Vent Damper Plus Base Fee	\$14.00
165	Mechanical Fees-Humidifier	Humidifiers/Plus Base Fee	\$14.00
166	Mechanical Fees- Air Cleaners	Electronic Air Cleaner/Plus Base Fee	\$14.00
167	Mechanical Fees- Condensate Pump	Condensate Pumps/Plus Base Fee	\$14.00
168	Mechanical Fees- Gas Piping	New Installation, each outlet	\$14.00
169	Mechanical Fees-Chimney	Chimney, includes Breaching	\$39.00
170	Plumbing Fees- Minimum Plumbing Fees	Minimum Fee	\$140 per inspection
171		Permit Base Fee	\$75.00
172		Water Heaters	\$15.00
173		Fixtures, each	\$19.00
174		Stacks, Vents	\$28.00
175		Reduced pressure zone backflow preventor (ea)	\$19.00
176	Plumbing Fees- Water Distribution System	Distance from meter:	
177		<1 inch	\$54.00
178		1 inch	\$84.00
179		2 inches	\$126.00
180		3 inches	\$168.00
181		4 inches	\$213.00
182		>4 inches	\$273.00

City of Flint Master Fee Schedule

Line	Division	Service Name / Fee Type	FY24/25 Fee
183	Plumbing Fees-Sewer (Sanitary & Storm)	Up to 150 ft lines:	
184		6 inches or less	\$140.00
185		8 inches	\$166.00
186		10 inches	\$180.00
187		12 inches	\$200.00
188		14 inches	\$208.00
189		16 inches	\$217.00
190		18 inches	\$237.00
191		Over 18 inches	\$247.00
192		Per foot over 150 feet	\$1.00
193	Plumbing Fees-Sump Line	Sump line is special rate	\$140.00
194	Plumbing Fees-Residential Sewer	Residential sewer, repair only, no base fee	\$140.00
195	Plumbing Fees-Manhole	Manhole & Catch Basins	\$43.00
196	Plumbing Fees-Sewage Sumps	Sewage Sumps, Ejections	\$20.00
197	Plumbing Fees-Connections	Connection of building drains to building sewer	\$24.00
198	Plumbing Fees- Heat Recliner	For industrial/commercial water heater, no base fee	\$140.00
199	Plumbing Fees- Lawn Sprinkler	Lawn Sprinkler System, no base fee	\$140.00
200	Plumbing Fees- Water Softener	Water Softener & Water Conditioner, no base fee	\$140.00
201	Plumbing Fees	Medical Gas	\$75 plus \$7.50 per connection
202	Plumbing Fees-Inspection	Hourly Rate	\$200.00
203	Plumbing Fees - Reinspection	Re-inspections or Final Inspection	\$140.00
204	Plumbing Fees- Special Inspection	Special Inspection Pertaining to Sale of Bldg	\$200.00
205	Plumbing Fees-Insurance	Insurance Inspections	\$200.00
206	Plumbing Fees-Overtime	Overtime Inspection: 1st hour	\$300.00
207		Overtime Inspection: each additional hour	\$150.00
208	Plumbing Fees-Equipment	Supplemental Permit, minimum	\$140.00
209	Plumbing Fees-Refund	Refunds/Transfers	\$75.00
210	Electrical Fees	Residential/Commercial:	
211		Minimum Fee	\$140 per inspection
212	Electrical-Circuits	First & Second (each)	\$15.00
213		Third & Over (each)	\$12.00
214	Electrical-Service/Power	Service for Light, Heat or Power:	
215		Up to 100 amp switch	\$22.00
216		Over 100 to 200 amp switch	\$51.00
217		Over 200 to 400 amp switch	\$87.00
218		Over 400 to 1,000 amp switch	\$144.00
219		Over 1,000 to 2,000 amp switch	\$226.00
220		Over 2,000 amp switch	\$240.00
221	Electrical-Signs	Each Sign	\$22.00
222		Each Additional Sign	\$11.00
223	Electrical -Fixtures/Plugs	Fixtures & Plugs, each	\$3.00
224	Electrical-Power Units (hp)	Over 1/4 hp to 1.0 hp	\$26.00
225		Over 1.0 hp to 10 hp	\$63.00
226		Over 10 hp to 20 hp	\$77.00
227		Over 20 hp to 30 hp	\$87.00

City of Flint Master Fee Schedule			
Line	Division	Service Name / Fee Type	FY24/25 Fee
228	Electrical-Power Units (hp)	Over 30 hp to 40 hp	\$102.00
229		Over 40 hp to 50 hp	\$114.00
230		Over 50 hp to 75 hp	\$150.00
231		Over 75 hp to 100 hp	\$177.00
232		Over 100 hp 50 150 hp	\$202.00
233		Over 150 hp	\$226.00
234	Electrical-Trailer Parks	Per Site	\$26.00
235	Electrical-Feeders	Feeders, Mains, Bus Ducts 50 feet or fraction	\$15.00
236	Electrical Fees-Inspection	Hourly Rate	\$200.00
237	Electrical Fees- Reinspection	Re-inspections or Final Inspection	\$140.00
238	Electrical Fees- Special Inspection	Special Inspection Pertaining to Sale of Structure	\$200.00
239	Electrical Insurance	Insurance Inspections	\$200.00
240	Electrical Fees-Overtime Inspections	Per existing policy:	
241		Overtime Inspection: 1st hour	\$300.00
242		Overtime Inspection: each additional hour	\$150.00
243	Electrical Fees-Supplemental	Supplemental Permit, minimum fee	\$140.00
244	Electrical Fees-	Minimum Fee	\$75.00
245	Refunds/Transfers	Hourly Rate, work already performed	\$200.00
246	Building Inspections	Copies of Rental License	\$9.00
247	Building Inspections	Copies of V/N	\$9.00
248	Building Inspections	Copies, per sheet (over the counter)	\$9.00
249	Street Fees	Temporary Street Closure - Special Events	
250		1-25 Barricades	\$25.00
251		26-50 Barricades	\$50.00
252		51-75 Barricades	\$75.00
253		76-100	\$100.00
254		100 Plus Barricades	\$150.00
255	Consumer Pavement Break	Concrete Driveways/Sidewalks (Per Sq. Ft.)	\$7.00
256		Asphalt Driveways (Per Sq. Ft.)	\$12.00
257		Saw Cutting (Per Lineal Ft.)	\$5.00
258		Concrete Streets (Per Sq. Ft.)	\$17.00
259		Concrete Streets (Majors)(Per Sq. Ft.)	\$20.00
260		Asphalt Streets (Per Sq. Ft.)	\$15.00
261		Asphalt Streets (Majors)(Per Sq. Ft.)	\$17.00
262		Concrete/Asphalt Streets (Per Sq. Ft.)	\$16.00
263		Concrete/Asphalt Streets (Majors)(Per Sq. Ft.)	\$18.00
264		Concrete Curb (Per Lineal Ft.)	\$20.00
265	Street Restoration Inspection	Post Inspection to verify backfill material for street restoration	\$70.00
266	Curb Construction-Reconstruction	Per lineal foot	\$7.00
267		Application fee (includes permit administration, pre- and post-inspection only)	\$25.00
268	Drive Approach Construction-Reconstruction	Application fee (includes permit administration, pre- and post-inspection only)	\$25.00
269		Additional on-site review (hourly rate)	\$25.00
270	Sidewalk Installation-Reconstruction Permit	Application fee (includes permit administration, pre- and post-inspection only)	\$25.00
271		Fee for 1-2 squares under 200 sq feet, additional squares \$5 each	\$75.00
272	Street Cut	Excavation permit for Street Cut, plus additional \$1.50 per square foot for a road cut	\$100.00

City of Flint Master Fee Schedule			
Line	Division	Service Name / Fee Type	FY24/25 Fee
273	Street Cut	Excavation fee per address (includes permit, specifications for cutting and backfilling, saw cutting, pavement restoration, and inspections)	\$100.00
274		Inspection fee (pre and post inspection permit)	\$25.00
275		Blanket inspection fee per address for subcontractors	\$25.00
276		Directional Boring Permit	\$45.00
277	Street Maintenance ROW Inspection Fees	Concrete Sidewalks Inspection (\$0.75 per sq. ft. for each 125 sq. ft.)	\$93.75
278		Asphalt Driveway Inspection (\$0.50 per sq. ft. for each 100 sq. ft.)	\$50.00
279		Saw cutting Inspection (\$5 per Ln/Ft per ea. 14 ft.)	\$70.00
280		Concrete Streets (\$2.50 per sq. ft. for ea. 100 sq. ft.)	\$250.00
281		Concrete Major Streets (\$3.00 per sq. ft. for ea. 100 sq. ft.)	\$300.00
282		Asphalt Streets (\$2.50 per sq. ft. for ea. 100 sq. ft.)	\$250.00
283		Asphalt Streets (\$3 per sq. ft. for ea. 100 sq. ft.)	\$300.00
284		Concrete/Asphalt Streets (\$2.50 per sq. ft. up to 100 sq. ft.)	\$250.00
285		Concrete/Asphalt Major Streets (\$3 per sq. ft. up to 100 sq. ft.)	\$300.00
286		Concrete Curb (\$20 per Ln/ft up to 8 ln/ft)	\$160.00
287		Directional Boring (<100) (\$0.90 per ln/ft up to 48 ln/ft)	\$43.20
288	Street Maintenance Permit Violation Fees (Penalty for Failure to get permit and/or inspection)	Directional Boring (>100) (\$0.50 per ln/ft between 49-360 ln/ft)	\$180.00
289		Excavation without services location (Miss Dig)	\$250.00
290		Excavation in green space, removal of sidewalks, and/or driveway approach without permit	\$250.00
291		Backfilling in green space, pouring of concrete and/or asphalt for sidewalks, and/or driveway approach without inspection (removal of fill or materials may be ordered)	\$100.00
292		Street excavation or cutting of street without permit or preconstruction inspection	\$500.00
293		Street (Major) excavation or cutting of street without permit or preconstruction inspection	\$1,000.00
294		Backfilling of street cut, pouring of concrete and/or asphalt without inspection and/or approval by ROW Enforcement Officer (removal of fill or materials may be ordered)	\$750.00
295		Failure/improper traffic control and/or work zone safety violations (per day or occurrence)	\$500.00
FIRE DEPARTMENT			
296		Fire Incident or Ambulance Run Report	\$5.00
297		Code enforcement - per hour	\$70.00
298		CPR/AED Training Certification (Non-City Employees)	\$65.00
299		CPR/AED Training, City Employee Certification (City Employee)	\$50.00
300		First Aid/CPR/AED Training Certification, Non-City Employee	\$85.00
301		First Aid/CPR/AED Training Certification, City Employee	\$70.00
302		AHA-Skills Testing	\$10.00
303		Classes - blood born pathogen Non-City Employee	\$20.00
304		Classes - blood born pathogens, City Employee	\$16.00
305		EMS Classes	\$1,975.00
306		Firefighter I and II Classes with Sponsor (includes HazMat Operations)	\$2,000.00
307		Firefighter I and II Classes without Sponsor (cost includes SCBA use and Turnout Gear use)	\$3,670.00
308		Continuing Education Credits (per credit)	\$10.00
309		Hazardous Materials Cleanup	\$200.00
310		Vehicle Fire Response	\$250.00
311		Consumers Energy Standby	\$500.00

City of Flint Master Fee Schedule			
Line	Division	Service Name / Fee Type	FY24/25 Fee
312	False Alarm Response Fine	1st	\$0.00
313		2nd	\$100.00
314		3rd	\$250.00
315		4th	\$500.00
316		5th	\$1,000.00
317		Extrication	\$575.00
318		Candle Watch Fee	\$70.00
319		DHS Inspection	\$139.00
320	Fire Previous Inspection	Fire Prev Insp - Assembly	\$104.00
321		Fire Prev Insp - Business	\$125.00
322		Fire Prev Insp - Education	\$150.00
323		Fire Prev Insp - Factory/Industry	\$150.00
324		Fire Prev Insp - High Hazard	\$215.00
325		Fire Prev Insp - Institutional	\$215.00
326		Fire Prev Insp - Mercantile	\$215.00
327		Fire Prev Insp - Mixed Use	\$215.00
328		Group Fire Prev Insp - Reinspections	\$35.00
329	Medical	Medical Assist or Request Lift Assist	\$50.00
330		Group Home, Senior Care and Assisted Living Facilities	\$150.00
331		Private Ambulance Assist, per call (up to 4 Fire personnel)	\$150.00
332		Office Training Course	\$90.00
333	Ambulance Fees	Mileage (Per Mile)	\$16.00
334		BLS Emergent	\$550.00
335		Non Transport	\$475.00
336		Structure Fires	\$500.00
337		Downed Power Line Security	\$300.00
338		Paramed Support for Private Ambulance	\$100.00
339		Paramed Response for Vehicle Injury Accident	\$100.00
340		FF/EMT hourly rate	\$60.00
341		Sergeant hourly rate	\$69.00
342		Lieutenant hourly rate	\$79.00
343		Captain hourly rate	\$89.00
344		Battalion Chief hourly rate	\$93.00
345		Fire Apparatus Operator hourly rate	\$65.00
346		Fire Pumper (Engine) Hourly Rate	\$150.00
347		Rescue Truck (Squad) Hourly Rate	\$150.00
348		Ladder Truck Hourly Rate	\$200.00
349		Rescue Boat (includes Squad, Pumper and Manpower)	\$569.00
POLICE DEPARTMENT			
350	Patrol	Preliminary Breath Test	\$13.00
351		Prostitution Sting Fee (City Portion Only)	\$675.00
352		Prostitution Sting Fee (County Portion Only)	\$225.00
353		Drunk Driving OUID Arrest	\$471.00
354		Drunk Driving OUID Arrest With Accident	\$236.00
355		Drunk Driving Blood Test	\$314.00
356		Drunk Driving SOS Hearing	\$353.00
357		Drunk Driving Court Hearing	\$353.00
358		Police Officer (Overtime)	\$51.68
359		Sergeant (Overtime)	\$64.28
360		Police Lieutenant (Overtime)	\$74.52
361		Police Captain (Overtime)	\$81.05
362	Records & Identification	Accident / Incident Reports	\$13.00
363		Copies of Complaints	\$13.00
364		Criminal Expungement	\$100.00
365		Fingerprinting (\$31 City, \$42.00 State of MI)	\$74.25

City of Flint Master Fee Schedule			
Line	Division	Service Name / Fee Type	FY24/25 Fee
366	Records & Identification	Notary Fee	\$10.00
367		Sex Offender Registration (City Portion only)	\$20.00
368		Sex Offender Registration (State Portion only)	\$30.00
369		Towing Fee (per tow)	\$105.00
370		Towing Fee (per large tow)	\$280.00
371		Towing Fee (motorcycle)	\$115.00
372		Storage Fees on Regular Vehicles Towed (charge per day)	\$30.00
373		Storage Fees on Large Vehicles Towed (charge per day)	\$60.00
374		Administrative Cost on impound vehicle or motorcycle	\$55.00
375		Towing Fee (stolen vehicle/stolen motorcycle)	\$90.00
376		Record check	\$13.00
CITY CLERK			
377	Licensing	Alcoholic Liquor Sales	\$1,000.00
378		Ambulance Company - per Vehicle	\$150.00
379		Ambulance Attendant New License	\$60.00
380		Ambulance Attendant - Renewal	\$40.00
381		Amusement Arcade	\$407.00
382		Amusement Ride Bond (cash)	\$1,000.00
383		Amusement Rides 1st Day	\$190.00
384		Amusement Rides Additional Day	\$73.00
385		Auctioneer (Daily <90 Days)	\$40.00
386		Auctioneer (Yearly)	\$135.00
387		Auto Body Shop/Mechanic Garages	\$425.00
388		Bowling Alleys	\$300.00
389		Card Room 1st 3 Tables	\$65.00
390		Card Room Additional Tables	\$65.00
391		Club	\$466.00
392		Convenience Stores	\$400.00
393		Convenience Stores (Renewal)	\$200.00
394		Dance Hall	\$305.00
395		Dance (Public/Teen)	\$305.00
396		Dance Permit (Liquor)	\$347.00
397		Gasoline Station (first 2 Hoses)	\$75.00
398		Gasoline Station (each Additional Hose)	\$10.00
399		Going Out Of Business Sale (30 Days)	\$100.00
400		Hall For Hire	\$250.00
401		Hotel (1st 100 Rooms)	\$208.00
402		Hotel (each additional Room)	\$7.00
403		Junk Dealer	\$500.00
404		Junk Yard/Storage	\$400.00
405	City Clerk	Lobbyist Registration Form (charge for each form filed)	\$125.00
406		Supplement to Lobbyist Registration Form (each filing)	\$15.00
407		Quarterly Lobbyist Reports (for each completed form)	\$25.00
408		Cable Communications	3% of Gross
409	Licensing	Parking Lot 11-25 Spaces	\$147.00
410		Parking Lot 26-50 Spaces	\$147.00
411		Parking Lot 51-100 Spaces	\$147.00
412		Parking Lot 101-150 Spaces	\$147.00
413		Parking Lot 151-250 Spaces	\$154.00
414		Parking Lot 251-350 Spaces	\$164.00
415		Parking Lot >350 Spaces	\$370.00
416		Pawnbroker	\$400.00
417		Peddler Processing Fee	\$15.00
418		Peddler Yearly	\$191.00
419		Peddler 6 Months	\$191.00

City of Flint Master Fee Schedule			
Line	Division	Service Name / Fee Type	FY24/25 Fee
420	Licensing	Peddler 3 Months	\$191.00
421		Peddler 1 Month	\$191.00
422		Peddler Daily	\$191.00
423		Peddler w/Vehicle	\$248.00
424		Pool Room 1st 4 Tables	\$296.00
425		Pool Room Additional Tables	\$112.00
426		Precious Metal & Gem Dealer	\$229.00
427		Second Hand Dealer	\$350.00
428		Sidewalk Contractor	\$250.00
429		Sign Hanger	\$200.00
430		Skating Rink	\$279.00
431		Snow Removal Vehicle	\$175.00
432		Theater (per seat, \$300 max)	\$0.58
433		Use of Streets	\$242.00
434		Adult Entertainment Establishment	\$886.00
435	City Clerk	Copy of City Charter	\$15.00
436		City of Flint Code Book	\$300.00
437		Code Supplements	\$33.00
438	Elections	Photocopies - letter (8 1/2 x 11), Price Per Page	\$2.00
439		Photocopies - legal (8 1/2 x 14), Price Per Page	\$3.00
440		Voter Info (by Ward) - Printed Excel file	\$40.00
441		Voter Info (City Wide) - Printed Excel file	\$140.00
442		Precinct Guides (Printed)	\$50.00
443		Ward Maps - Large	\$25.00
ASSESSMENT OFFICE			
444		Record Reproduction (non FOIA)	
445		Residential	\$3.00
446		Commercial/Industrial	\$5.00
447		Tax Maps	\$23.00
448		Tax Maps (Full Set)	\$1,590.00
449		Deed Certification	\$20.00
450		Research Hourly Rate (1 hr minimum) (non FOIA)	\$91.00
451		Creating or Combining 2 Platted Parcels	\$100.00
452		Each additional parcel	\$50.00
FINANCE OFFICE			
453		Copies of Paychecks	\$4.00
454		Copies of Other (non-Paycheck) materials	\$1.00
455		Duplicate 1099s	\$12.00
456		Duplicate W2s	\$12.00
457		Insurance Form Completion	\$20.00
458		Employee Access Badge	\$10.00
LAW OFFICE			
459		FOIA per page copy charge	\$0.10
460		FOIA Labor Rate	\$29.00
461		Film Permit Fee	\$100.00
462		Student Film Permit Fee	\$25.00
TREASURER			
463		Mortgage Company Tax Roll	\$50.00
464		Research Fee (non FOIA)	\$53.00
465		Income Tax Admin Review Fee	\$28.00
466		School District Summer Tax Levy (Other Districts)	\$250.00
467		Bounced Check Fee	\$50.00
468		Duplicate Bill	\$1.00

City of Flint Master Fee Schedule			
Line	Division	Service Name / Fee Type	FY24/25 Fee
469		Affidavit Filing	\$25.00
470		Shutoff Posting Fee Single Account	\$25.00
471		Shutoff Posting Fee for Buildings with Multiple Accounts	\$40.00
PLANNING and ZONING			
472	Zoning Reviews	Zoning Permit: Residential, Accessory Structures and Fences	\$30.00
473		Zoning Permit: Residential, (One, Two, Three-Family Homes)	\$100.00
474		Zoning Permit: Non-Residential	\$250.00
475		Zoning Permit: Non-Residential Change of Use Only (No site changes)	\$150.00
476		Sign Permit: One (1) New Sign	\$150.00
477		Each additional sign	\$50.00
478		Sign Permit: Reface W/ No Structural Changes	\$25.00
479		Zoning Coordinator Review Application (Administrative)	\$500.00
480	Planning Commission	Zoning Coordinator Review Application (Planning Commission)	\$750.00
481		Planned Unit Development: Preliminary	\$1,000.00
482		Planned Unit Development: Final	\$500.00
483		Special Land Use: Residential (One, Two, Three-Family Homes), per property	\$400.00
484		Special Land Use: Non-Residential	\$800.00
485		Special Land Use: Child Care	\$250.00
486		Planned Sign Program: One (1) New Sign	\$500.00
487		Each additional sign	\$50.00
488		Zoning Ordinance Amendment, first section	\$750.00
489		Each additional section	\$100.00
490		Zoning Map Amendment (Rezoning), first parcel	\$1,000.00
491		Each additional parcel	\$100.00
492		Street or Alley Vacation, base	\$1,500.00
493		Each 100 linear ft.	\$100.00
		Honorary Street Name Application (Not including DPW cost to create signs)	\$250.00
494			
495		Planning Commission Waiver - Residential Child Care	\$25.00
496		Planning Commission Waiver - General	\$100.00
497		Each additional item on the same request form	\$20.00
498	Additional Reviews	Zoning Permit/Sign Permit/Planned Sign Program Additional Reviews, rounded up to nearest whole number	---
499		Zoning Permit Revisions, each after second submission	Half of total application fee
500		Sign Permit Revisions, each after second submission	Half of total application fee
501		Planned Sign Program Revisions, each after second submission	Half of total application fee

City of Flint Master Fee Schedule

Line	Division	Service Name / Fee Type	FY24/25 Fee
502	Additional Reviews	Development Plan Additional Reviews (SPR, SLU, ZCR, PUD)	---
503		Site/Development Plan Revisions, each after second submission	\$350.00
504	Revisions to Approved Items	Minor Revision to Approved Administrative Accessory Structure Permit	Half of total application fee
505		Minor Revision to Approved Administrative Residential Permit	Half of total application fee
506		Minor Revision to Approved Administrative Non-Residential Permit	Half of total application fee
507		Minor Revision to Approved Zoning Coordinator (Administrative) Review	Half of total application fee
508		Minor Revision to Approved Zoning Coordinator (Planning Commission) Review	Half of total application fee
509		Minor Revision to Completed Zoning Confirmation Letter	Half of total application fee
510	Zoning Board of Appeals	ZBA Variance/Interpretation: Residential (One, Two, Three-Family Homes)	\$400.00
511		Each additional request on same application	\$50.00
512		ZBA Variance/Interpretation: Non-Residential	\$800.00
513		Each additional request on same application	\$100.00
514		ZBA Appeal: Residential (One, Two, Three-Family Homes)	\$400.00
515		ZBA Appeal: Non-Residential	\$800.00
516	Historic District Commission	Historic District Commission Review: Residential (One, Two, Three-Family Homes)	\$20.00
517		Historic District Commission Review: Non-Residential	\$50.00
518		Historic District Commission Review: Sign Reface, Decals	\$10.00
519	Zoning Services	Zoning Confirmation Letter, per parcel	\$50.00
520		Referral Letter or Confirmation (e.g. Auto Dealer License, NOT including Residential Child Care)	\$50.00
521		Zoning Lots: Residential (One, Two, Three-Family Homes), principal parcel +1	\$25.00
522		Each additional parcel	\$5.00
523		Zoning Lots: Non-Residential, principal parcel +1	\$50.00
524		Each additional parcel	\$10.00
525		Administrative Waiver	\$50.00
526		Each additional item on the same request form	\$5.00
527		Extension for Administrative Approval	\$20.00
528		Extension for Planning Commission Approval	\$20.00
529		Printed Large Format Map, per copy	\$50.00
530		Printed-Unbound Zoning Ordinance/Comprehensive Plan, per copy	\$75.00
531		PH Notice Letters, per letter	\$1.00
532		PH: Location/Zoning Map, etc., per map	\$50.00
533		ARU Location Confirmation Letter	\$50.00

City of Flint Master Fee Schedule				
Line	Division	Service Name / Fee Type	FY24/25 Fee	
534	Zoning Services	Consultation Meeting	—	
535		Per meeting after first meeting	\$80.00	
CODE ENFORCEMENT				
536		Administrative Hearings Bureau Costs	\$250.00	
537		State Justice System Assessment (required by State statute)	\$10.00	
538		Default Fee	\$100.00	
539		Motion to Set Aside Default	\$20.00	
540		Blight Violation Fine	\$ 250.00 -	
541		Cleanup Costs and Labor	\$10,000.00 \$ 35.00/hr	
MARIJUANA REVIEW and LICENSING (con.)				
542	Planning & Zoning	Marijuana Location Confirmation Certificate (per parcel)	\$50.00	
543		MMFLA Special Regulated Use Planning Commission Application (non refundable)	\$1,500.00	
544		Marijuana Site Plan Review Application	\$1,002.00	
545		Marijuana Site Plan Review Revisions	\$500.00	
546		Marijuana Zoning Board of Appeals Variance & Appeal Request	\$5,000.00	
547		Marijuana Zoning Violation (per offense)	\$500.00	
548		Marijuana Annual License	\$5,000.00	
549		Building	Yearly Marijuana Survey Fee	\$250.00
550			Public Safety Yearly Inspections - Police Dept.	\$250.00
551		Police	Reinspection Fee	\$125.00
552		Background Check Fee	\$75.00	
553	Fire	Public Safety Yearly Inspections - Fire Dept.	\$250.00	
554	Blight Plans	Blight Plan Fee for Cannabis Company License Applications to the State	\$1,000.00	
PARKS and RECREATION				
555		Park Rental Fee	\$40.00	
COMMUNITY CENTER				
555		Community Center Event Rental Rates		
556		4-Hour Rental Block (Non-Residents)	\$450.00	
557		4-Hour Rental Block (Residents)	\$350.00	
558		4-Hour Rental Block (Event for 80+ Year Old)	\$100.00	
559		Refundable Deposit	\$150.00	
560		Additional Hour	\$150 per hour	
STREET LIGHTING FEE				
561		Streetlighting Fee - FY25	\$64.18	
WASTE COLLECTION FEE				
562		Collection Fee - FY25	\$210.56	
563		Garbage Cart Replacement: Small Moveable 65+ Gallon	Up to \$120	
564		Garbage Cart Replacement: Large Moveable 95+ Gallon	Up to \$150	
WATER SERVICE CENTER				
565		Hourly Labor Rate	\$50.00	
566		Meter Inspection (Requested by Customer)	\$75.00	
567		Meter Test Requested by Customer	\$225.00	
568		See Why Low Pressure/No Water (no charge if caused by COF Water Dept.)	\$75.00	
569		Lost or Stolen Meter Charge	Cost of Meter + \$75.00	
570		5/8" x 3/4", 1", 1.5", and 2"		
571		Transponder	Cost of Transponder + \$75.00	
572		3"	Cost of Meter + \$100.00	

City of Flint Master Fee Schedule

Line	Division	Service Name / Fee Type	FY24/25 Fee
573		4"	Cost of Meter + \$150.00
574		Adding "6" Enduro 2800"	Cost of Meter + \$250
575		6" S1000	Cost of Meter + \$200.00
576		8" Enduro 2800	Cost of Meter + \$300.00
577		VN Register	Cost of Meter + \$50.00
578		1.5" - 3/4" Line Reduction (meter reduction)	\$150.00
579		1"-5/8" Line Reduction (meter reduction)	\$102.00
580		1 5"-5/8" Line Reduction (meter reduction)	\$320.00
581		1 5" - 1" Line Reduction (meter reduction)	\$275.00
582		2" - 1" Line Reduction (meter reduction)	\$325.00
583		Water Service Turn On or Off: Regular	\$75.00
584		Water Service Turn Off: Emergency: Shop	\$100.00
585		Water Service Turn-Off: Non Payment	\$75.00
586		Water Service Turn-On: Non Payment Same Day	\$100.00
587		Water Service Turn-On: Non Payment Next Day	\$75.00
588		Water Service Turn On or Off: Regular: Shop	\$75.00
589		Frozen Meter Charge	Cost of Meter + \$75.00 Deposit + \$75 install fee + \$50 monthly service charge + \$75 removal fee + Cost of Water.
590		Hydrant Meter Charge 5/8" (deposit \$779)	
591		Hydrant Meter Charge 1" (deposit \$1,050)	
592		Hydrant Meter Charge 3" (deposit \$2,461)	
593		Hydrant Meter Late Fee (assessed each month not returned)	\$250 per month
594		No Show Appointment	\$75.00
595		Thaw Frozen Lines	\$325.00
596		Cut & Plug 2" Water	\$506.00
597		Main Taps & Tie Ins	T&M
598		New Main and Service Line Inspection	T&M
599		Seasonal Meter Installation or Removal	\$75.00
600		Service Line Installation	\$200.00
601		Cut & Plug 3" and larger, also includes sewer-charge	T&M
602		Risor Repair 1.0" (deposit will be applied to T&M)	\$150 minimum deposit plus T&M
603		Risor Repair 1.5" (deposit will be applied to T&M)	\$150 minimum deposit plus T&M
604		Risor Repair 2.0" (deposit will be applied to T&M)	\$150 minimum deposit plus T&M
605		Risor Repair 3/4" Water (deposit will be applied to T&M)	\$150 minimum deposit plus T&M
606		Crawl space entry	\$100.00
607		Check and Waste Repair 3/4"	\$240.00
608		Check and Waste Repair 1"	\$255.00
609		Check and Waste Repair 1.5" (deposit applied to T&M)	\$150 deposit plus T&M

City of Flint Master Fee Schedule

Line	Division	Service Name / Fee Type	FY24/25 Fee
610		Check and Waste Repair 2.0" (deposit applied to T&M)	\$150 deposit plus T&M
611		Monthly Fire Line	\$50.00
612		Bacteriological Sample Test Non Customers	\$72.00
613		Make sure off found on - turned off & stuffed curb box	\$100.00
614		Blow Out for Turn On from MSO Stuffed Curb Box: Shop	\$90.00
615		Turn on after Dig Up	\$ Equipment + T&M
616		Make sure off shop stuffed	\$90.00
617		Excavation for Turn-On from Non-Pay Turn-off	T&M \$250 per hour
618		Bacteriological Sample Test Customers	No Fee
619		Water Deposit Fee for Renters	\$250.00
WATER SEWER BILL RATES			
620		Metered Water-per 100 cubic feet (748 gallons)	
621		City - 0 to 35 CCF (one CCF =748 gallons)	\$6.19 per CCF
622		City - 35 to 2,000 CCF (one CCF =748 gallons)	\$5.94 per CCF
623		City - Over 2,000 CCF (one CCF =748 gallons)	\$4.76 per CCF
624		NonCity - 0 to 35 CCF (one CCF =748 gallons)	\$9.29 per CCF
625		NonCity - 35 to 2,000 CCF (one CCF =748 gallons)	\$8.94 per CCF
626		NonCity - Over 2,000 CCF (one CCF =748 gallons)	\$7.14 per CCF
627		Water "Readiness to Serve" Service Charges	
628		Residential City - Meter Size 5/8"x3/4"	\$28.69
629		Residential City - Meter Size 1"	\$58.15
630		Residential City - Meter Size 1 1/2"	\$58.15
631		Residential City - Meter Size 2"	\$58.15
632		Residential Non-City - Meter Size 5/8"x3/4"	\$34.17
633		Residential Non-City - Meter Size 3/4"	\$65.95
634		Residential Non-City - Meter Size 1"	\$87.08
635		Residential Non-City - Meter Size 1 1/2"	\$85.02
636		Residential Non-City - Meter Size 2"	\$85.02
637		Commercial-Indust. City - Meter Size 5/8"x3/4"	\$55.79
638		Commercial-Indust. City - Meter Size 3/4"	\$69.37
639		Commercial-Indust. City - Meter Size 1"	\$78.48
640		Commercial-Indust. City - Meter Size 1 1/2"	\$112.60
641		Commercial-Indust. City - Meter Size 2"	\$157.40
642		Commercial-Indust. City - Meter Size 3"	\$310.83
643		Commercial-Indust. City - Meter Size 4"	\$547.05
644		Commercial-Indust. City - Meter Size 6"	\$1,075.75
645		Commercial-Indust. City - Meter Size 8"	\$1,560.05
646		Commercial-Indust. City - Meter Size 10"	\$2,153.48
647		Commercial-Indust. City - Meter Size 12"	\$2,605.31
648		Commercial-Indust. City - Meter Size 16"	\$3,242.25
649		Commercial-Indust. City - Meter Size 20"	\$3,501.98
650		Comm.-Indust. Non-City - Meter Size 5/8"x3/4"	\$83.74
651		Comm.-Indust. Non-City - Meter Size 3/4"	\$95.84
652		Commercial-Indust. Non-City - Meter Size 1"	\$117.74
653		Commercial-Indust. Non-City - Meter Size 1 1/2"	\$169.06
654		Commercial-Indust. Non-City - Meter Size 2"	\$236.26
655		Commercial-Indust. Non-City - Meter Size 3"	\$468.65
656		Commercial-Indust. Non-City - Meter Size 4"	\$820.71
657		Commercial-Indust. Non-City - Meter Size 6"	\$1,613.34
658		Commercial-Indust. Non-City - Meter Size 8"	\$2,340.24
659		Commercial-Indust. Non-City - Meter Size 10"	\$3,247.30
660		Commercial-Indust. Non-City - Meter Size 12"	\$3,907.77
661		Commercial-Indust. Non City - Meter Size 16"	\$4,863.28
662		Commercial-Indust. Non-City - Meter Size 20"	\$5,709.67

City of Flint Master Fee Schedule

Line	Division	Service Name / Fee Type	FY24/25 Fee
663		Sewage Flow per 100 cubic feet (748 gallons) - based on metered water	
664		Residential City - per CCF (one CCF = 748 gallons)	\$4.312 per CCF
665		Residential Non-City - per CCF	\$4.735 per CCF
666		Sewer "Readiness to Serve" Service Charges	
667		Residential City - Meter Size 5/8"x3/4"	\$28.69
668		Residential City - Meter Size 1"	\$64.28
669		Residential City - Meter Size 1 1/2"	\$64.28
670		Residential City - Meter Size 2"	\$64.28
671		Residential Non-City - Meter Size 5/8"x3/4"	\$39.18
672		Residential Non-City - Meter Size 3/4"	\$60.35
673		Residential Non-City - Meter Size 1"	\$85.02
674		Residential Non-City - Meter Size 1 1/2"	\$85.02
675		Residential Non-City - Meter Size 2"	\$85.02
676		Commercial-Indust. City - Meter Size 5/8"x3/4"	\$55.90
677		Commercial-Indust. City - Meter Size 1"	\$91.20
678		Commercial-Indust. City - Meter Size 1 1/2"	\$148.40
679		Commercial-Indust. City - Meter Size 2"	\$211.19
680		Commercial-Indust. City - Meter Size 3"	\$471.62
681		Commercial-Indust. City - Meter Size 4"	\$777.14
682		Commercial-Indust. City - Meter Size 6"	\$1,571.80
683		Commercial-Indust. City - Meter Size 8"	\$2,312.79
684		Commercial-Indust. City - Meter Size 10"	\$3,141.97
685		Commercial-Indust. City - Meter Size 12"	\$3,688.72
686		Commercial-Indust. City - Meter Size 16"	\$4,870.53
687		Commercial-Indust. City - Meter Size 20"	\$5,734.96
688		Commercial-Indust. Non-City - Meter Size 5/8"	\$62.57
689		Commercial-Indust. Non-City - Meter Size 3/4"	\$79.26
690		Commercial-Indust. Non-City - Meter Size 1"	\$105.56
691		Commercial-Indust. Non-City - Meter Size 1 1/2"	\$177.43
692		Commercial-Indust. Non-City - Meter Size 2"	\$250.24
693		Commercial-Indust. Non-City - Meter Size 3"	\$562.93
694		Commercial-Indust. Non-City - Meter Size 4"	\$953.89
695		Commercial-Indust. Non-City - Meter Size 6"	\$1,905.74
696		Commercial-Indust. Non-City - Meter Size 8"	\$2,849.27
697		Commercial-Indust. Non-City - Meter Size 10"	\$3,792.41
698		Commercial-Indust. Non-City - Meter Size 12"	\$4,449.17

City of Flint Master Fee Schedule			
Line	Division	Service Name / Fee Type	FY24/25 Fee
699		Commercial-Indust. Non-City - Meter Size 16"	\$5,919.11
700		Commercial-Indust. Non-City - Meter Size 20"	\$7,032.44
701		Back Billing Rate (can be adjusted by Consumers Energy readings for actual usage patterns)	
702		All charges per rate schedule in effect at 7 units/mo.	
703		including fee for emergency back up.	
704		Sanitary or Storm Sewer Tap Inspection	\$150.00
705		Sewer Inspection Fee	\$150.00
WASTEWATER RATES - COMMERCIAL/INDUSTRIAL CUSTOMERS			
706		INSIDE	
707		Volume	\$1.61
708		Suspended Solids	\$0.49
709		Biological/Chemical Oxygen Demand	\$1.05
710		Phosphorous	\$1.49
711		Industrial Charge	\$0.03
712		IPP Commercial	\$4.34
713		OUTSIDE	
714		Volume	\$1.83
715		Suspended Solids	\$0.49
716		Biological/Chemical Oxygen Demand	\$1.18
717		Phosphorous	\$1.51
718		Industrial Charge	\$0.03
719		IPP Commercial	\$4.77
BUSINESS and COMMUNITY SERVICES			
720		Brownfield Plan Application Fee	\$2,000.00
721		Tax Abatement Applications	\$2,000.00
722		Section 108 Loan Application Fee	\$2,000.00
723		Section 108 Processing Fee (should the application be approved, the \$2,000 application fee will be applied towards the processing fee)	\$ 1% of approved loan amount
724		PILOT Application fee	\$2,000.00
725		Specification Writing for Residential Rehabilitation	\$300.00
SPECIAL EVENT FEES			
726		Event Application Fee	\$50.00
727		Event Application Late Fee (less than 90 days before event)	\$100.00
728		Inflatables, Bounce Houses, or Petting Zoo	\$35.00
729		Noise Permit	\$35.00
730		Tent permit (less than 120 sq. ft.)	\$35.00
731		Tent permit (over 120 sq. ft.)	\$50.00
732		Generators/Utility Use (per day)	\$35.00
733		Food Trucks/Concessions, per vendor *food license required	\$35.00
734		Carnival Rides	\$100.00
735		Fireworks Permit	\$125.00
736		Trash Removal (deposit)	\$250.00
737		Community Event-Level 1 (20,000+ attendance)	\$500.00
738		Community Event-Level 2 (5,000-19,999 attendance)	\$250.00
739		Community Event-Level 3 (100-4,999 attendance)	\$150.00
740		Commercial Event-Level 1 (20,000+ attendance)	\$1,000.00
741		Commercial Event-Level 2 (5,000-19,999 attendance)	\$500.00
742		Commercial Event-Level 3 (100-4,999 attendance)	\$300.00
BLIGHT COURT ORDERED EVICTIONS			
743		Trash Removal Fee	\$18 per cubic yard, plus labor and equipment costs



250158-T

RESOLUTION NO.: _____

PRESENTED: 5-14-2025

ADOPTED: _____

**RESOLUTION TO ADOPT THE 2025 OPERATING MILLAGE RATE OF 1.8806 MILLS FOR
THE CITY OF FLINT'S DOWNTOWN DEVELOPMENT AUTHORITY DISTRICT TO BE
LEVIED ON THE TAXABLE VALUATION FOR ALL REAL AND PERSONAL PROPERTY
LOCATED IN THE CITY OF FLINT'S
DOWNTOWN DEVELOPMENT AUTHORITY DISTRICT**

BY THE MAYOR AND CITY COUNCIL:

The City of Flint under P.A. 206 of 1893, as amended (MCL 211.24e), provides that a public hearing be held by a local taxing unit that proposes to increase operating revenues over the maximum amount allowed to be levied without a hearing; and

The proposed millage rate must be established by a resolution adopted by the governing body of the taxing unit before it conducts the hearing; and

Based upon the decrease in the Taxable Valuation of all taxable real and personal property located in the Downtown Development Authority in the City of Flint, the levy of ad valorem taxes will not generate any increase in revenues which would exceed the maximum level allowed by MCL 211.24e(2), as amended.

BE IT RESOLVED, that the City Council of the City of Flint adopts the levy of 1.8806 mills for the ensuing (FY2025-2026) Downtown Development Authority operating budget.

APPROVED AS TO FORM:

APPROVED AS TO FINANCE:

Joanne Gurley, City Attorney

Phillip Moore, Chief Financial Officer

Sheldon A. Neeley, Mayor

CITY COUNCIL:

250156.1 - T

RESOLUTION NO.: _____

PRESENTED: 5 - 21 - 2025

ADOPTED: _____

RESOLUTION TO ASSESS STREET LIGHTING COSTS FOR FY2026

BY THE MAYOR AND CITY COUNCIL:

Whereas, the City's General Fund cannot support the cost of operating, maintaining, and improving City street lighting. The provision of street lighting provides essential benefits with respect to the public safety and welfare of the City, its residents, and property owners. If the City stopped providing street lighting, it follows that crime would increase; the fear of crime would increase; there would be more accidents; and the quality of life and value of property would suffer; and

Whereas, the City has authority to specially assess for the cost of operating, maintaining, and improving street lighting under the Home Rule City Act, Act 279, Michigan Public Acts of 1909, as amended, MCL 117.1 *et seq.*; and

Whereas, pursuant to Emergency Manager Order No. 32, adopted June 27, 2012, a special assessment district was established for street lighting.

Whereas, the Chief Financial Officer has caused to be prepared plans and cost estimates for the continued provision of street lighting.

Whereas, the FY2025/26 budget contains an expenditure appropriation of \$3,789,659 for street lighting. There are estimated to be 40,056 parcels in the City subject to this assessment. The cost of operating, maintaining, and improving street lighting will be spread equally to all parcels in the City, since all property owners benefit from a well-lit city. The fee charged per parcel will be \$64.18. This assessment remains the same from FY2024/25.

THEREFORE, BE IT IS RESOLVED that effective July 1, 2025, the cost of operating, maintaining, and improving street lighting, as contemplated under MCL 117.4d, shall be assessed against the special lighting district to provide for the operational costs of the current system and to enable upgrades and improvements to street lighting throughout the City. The assessment will be collected through the property tax bill for all property owners. The amount to be assessed will be adjusted annually to reflect the projected cost for the operational, maintenance, and improvement costs, and the number of property owners.

BE IT FURTHER RESOLVED that the cost per parcel for the July 2025 tax bill will be set at \$64.18 per parcel.

BE IT FURTHER RESOLVED that all funds shall be used exclusively for the purpose intended for the payment of costs permitted under MCL 117.4d(2)(b), including engineering, financial, legal, administrative services, and operation and maintenance of the City street lighting system.

APPROVED AS TO FORM:

APPROVED AS TO FINANCE:

Joanne Gurley
City Attorney

Phillip Moore
Chief Financial Officer

Sheldon A. Neeley, Mayor

CITY COUNCIL:

250157.1-T

RESOLUTION NO.:

PRESENTED: 5-21-2025

ADOPTED:

RESOLUTION TO SET A USER FEE FOR MUNICIPAL SOLID WASTE COSTS FOR FY2026

BY THE MAYOR AND CITY COUNCIL:

Whereas, the City's General Fund cannot support and subsidize the cost of solid waste collection and disposal. The provision of solid waste collection and disposal provides essential benefits with respect to the health, welfare, and public safety of the City, its residents, and property owners. If the City stopped providing solid waste collection and disposal services, health issues would arise, there would be a loss of quality of life, and the value of property would suffer; and

Whereas, the City has authority to collect a user fee for the cost of waste collection, disposal and related activities under the Home Rule City Act, Michigan Public Acts of 1909 as amended, MCL 117.1 et seq. and the Revenue Bond Act of 1933, Act 94, Public Acts of Michigan 1933, as amended, MCL 141.101 et seq.; and

Whereas, pursuant to Emergency Manager Order No. 28 - Brown and Emergency Manager Order No. 21 - Earley, the special 3 mill levy for waste collection was discontinued effective July 1, 2012 and a user fee structure was established based solely on costs associated with the City's waste management plan, to include waste collection, disposal and related activities and shall be proportionate to the underlying cost of the service; and

Whereas, the user fee shall be charged to residential and multi-family dwellings up to four units, and the charge shall be based on the number of units, and the charge shall be placed on the tax bill; and

Whereas, commercial and industrial properties will not be charged, as they do not receive waste collection service from the City; and

Whereas, the Chief Financial Officer has caused to be prepared plans and cost estimates for the continued provision of solid waste collection and disposal along with associated costs; and

Whereas, the FY2025/26 budget contains an expenditure appropriation of \$7,105,954 for solid waste collection, disposal, and associated costs. There are estimated to be 33,820 parcels in the City subject to this user charge. The cost of the City's solid waste collection and disposal program, along with all supporting costs, shall be spread equally to all residential and multi-family dwellings. The charge established shall be \$210.56 and will remain the same as the prior year.

THEREFORE, BE IT RESOLVED that effective July 1, 2025, the cost of collecting, disposing of, and city-related operating, maintenance, and collection activities as contemplated under MCL 117.1 et seq. and MCL 141.101 et seq., shall be charged to each residential and multi-family dwellings up to four units; and

BE IT FURTHER RESOLVED, effective July 1, 2025, the user fee shall be \$210.56 to be charged to residential and multi-family dwellings up to four units, and the charge shall be calculated on the number of units and the charge shall be placed on the July 2025 tax bill; and

BE IT FURTHER RESOLVED that commercial and industrial properties will not be charged as they do not receive waste collection services from the City; and

BE IT FURTHER RESOLVED that all funds shall be used exclusively for the purpose intended - for the payment of costs permitted under MCL 117.1 et seq., and the Revenue Bond Act of 1933, Act 94 as amended MCL 141.101 et seq. including collection, disposal, legal and administrative services associated and appropriated for in the City's Garbage Collection Special Revenue Fund.

APPROVED AS TO FORM:

APPROVED AS TO FINANCE:

Joanne Gurley
City Attorney

Phillip Moore
Chief Financial Officer

Sheldon A. Neeley, Mayor

CITY COUNCIL:



250145-T

RESOLUTION NO.: _____

PRESENTED: 5-27-2025

ADOPTED: _____

**RESOLUTION TO ADOPT THE 2025 OPERATING MILLAGE RATE OF 18.9948 MILLS TO BE
LEVIED ON THE TAXABLE VALUATION OF ALL REAL AND PERSONAL PROPERTY
LOCATED IN THE CITY OF FLINT**

BY THE MAYOR AND CITY COUNCIL:

The Flint City Council has determined, in accordance with the provisions of Section 7-201 of the Flint City Charter and Section 117.3(g) of the Home Rule City Act (MCL 117.1 et seq, Home Rule Cities), to levy Eighteen and Nine Thousand Nine Hundred Forty-eight Ten Thousandths (18.9948) mills against the Taxable Valuation on all real and personal property appearing on the 2024 Assessment Roll of the City of Flint for the year 2024 as approved by the Board of Review and equalized through the constitutional and statutory processes of County and State Equalization; and

Section 7-201(A) of the Flint City Charter authorizes the levy of Ten and Zero Hundredths (10.00) mills on each dollar of Taxable Valuation of all real and personal property in the City, and further provides that Seven and Fifty Hundredths (7.50) mills of the 10.00 mills levied shall be for municipal purposes; and

Section 7-201(B) of the Flint City Charter provides that the remaining Two and Fifty Hundredths (2.50) mills of the 10.00 mills shall be utilized for the payment of bond obligations and/or public capital improvements; and

Section 7-201(A)(c) authorizes a levy of Fifty Hundredths (0.50) mill on the Taxable Valuation of all real and personal property in the City, with all revenues received being dedicated solely for the purpose of improvements and maintenance of City parks, forestry, and recreation services; and

Section 7-201(A)(a) authorizes a levy of Sixty-Hundredths mill (0.60) on the Taxable valuation of all real and personal property in the City, with all revenues received being dedicated to fund public transportation services in the City of Flint through the Mass Transportation Authority; and

Section 7-201(A)(d) authorizes a levy of Two and Zero Hundredths (2.00) mills on the Taxable Valuation of all real and personal property in the City, with all revenues received being dedicated for the sole purpose of providing police services; and

Section 7-201(A)(b) authorizes a levy of Six and Zero Hundredths (6.00) mills on the Taxable Valuation of all real and personal property in the City, with all revenues received being used solely for the purpose of providing police and fire protection; and,

The Headlee Amendment fraction has been calculated pursuant to MCL Section 211.34d. The 2025 current year Headlee Millage Reduction fraction is .9945.


IT IS RESOLVED that there shall be levied against every dollar of all taxable property appearing on the 2024 Assessment Rolls of the City of Flint, through the constitutional and statutory processes of County

and State Equalization, a total of Eighteen and Nine Thousand Nine Hundred Forty-eight Ten Thousandths (18.9948) mills of which Seven and Four Thousand Five Hundred Eighty Seven Ten Thousandths (7.4587) mills shall be for General City Operating Purposes; Two and Four Thousand Eight Hundred Sixty Two Ten Thousandths (2.4862) mills shall be for retirement of debt, improvements and other purposes as provided in Section 7-201 of the Flint City Charter, as amended; One and Nine Thousand Eight Ninety Thousandths (1.9890) mills shall be for Police Services; Four Thousand Nine Hundred Seventy Two Ten Thousandths (0.4972) mill shall be for the purpose of improvements and maintenance of City parks, forestry and recreation services; Five Thousand Nine Hundred Sixty Seven Ten Thousandths (0.5967) mill shall be for the purpose of funding public transportation services in the City by the Mass Transportation Authority; and, Five and Nine Thousand Six Hundred Seventy (5.9670) mills shall be for Police and Fire Services.


BE IT FURTHER RESOLVED that the City Assessor be and is hereby authorized to prepare the City of Flint 2025 Tax Roll by spreading said taxes authorized and levied for City of Flint purposes, School purposes, and Special Authority purposes in one column of said tax roll, and the provisional parts of said rate; namely, General City Operating purposes, Debt Services and Capital Improvement Programs, School purposes and Special Authority purposes, be shown on the Tax Statement.

Operating Millage Name	Millage Rate
General Operating	7.4587 mills
Public Improvement	2.4862 mills
Police Services	1.9890 mills
Public Transportation	0.5967 mills
Parks & Recreation	0.4972 mills
Police & Fire Protection	5.9670 mills
Total	18.9948 mills

APPROVED AS TO FORM:



JoAnne Gurley (May 14, 2025 15:25 EDT)

Joanne Gurley, City Attorney


Clyde D. Edwards (May 14, 2025 15:26 EDT)

Clyde Edwards, City Administrator

APPROVED AS TO FINANCE:


Phillip Moore (May 14, 2025 15:23 EDT)

Phillip Moore, Chief Financial Officer

Sheldon A. Neeley, Mayor

CITY COUNCIL:



250160-T

RESOLUTION NO.: _____

PRESENTED: 5-14-2025

ADOPTED: _____

RESOLUTION ADOPTING THE FY2026 CITY OF FLINT BUDGET

On March 3, 2025, Mayor Sheldon A. Neeley submitted Proposed Budgets for FY2026 and FY2027 for the City of Flint to the City Council as required by Section 7-101 of the Flint City Charter, and

The City Council conducted a Community Public Hearing on the Proposed FY2026-FY2027 Budget on May 14, 2025; and

IT IS RESOLVED that the proposed FY2026 City of Flint Budget, attached here as Exhibit A, as presented to City Council on March 3, 2025, is adopted consistent with the Uniform Budgeting and Accounting Act, MCL 141.421 *et seq.*, and Section 7-101 of the Flint City Charter.

IT IS FURTHER RESOLVED, that the FY2026 City of Flint Budget is premised on the establishment of water and sewer rates by the Chief Financial Officer sufficient to generate the estimated revenue stated herein, and the adoption of the following tax levies, pursuant to State statute, for a total City level of 19.10 mills:

OPERATING MILLAGE NAME	MILLAGE RATE
General Operating	7.50 mills
Public Improvement	2.50 mills
Police Services	2.00 mills
Public Transportation	0.60 mills
Parks & Recreation	0.50 mills
Police & Fire Protection	6.00 mills
TOTAL:	19.10 mills

IT IS FURTHER RESOLVED, that the City adopts the FY2026 City of Flint Budget (attached here as Exhibit A) as follows: General Fund (101), Major Street Fund (202), Local Street Fund (203), Public Safety Fund (205), Neighborhood Policing Fund (207), Parks & Recreation Fund (208), Street Lighting Fund (219), Garbage & Rubbish Fund (226), Building Inspection Fund (249), Drug Law Enforcement Fund (265), Section 108 Loans Fund (285), Debt Service Fund (301), Public Improvement Fund (444), Sewer Fund (590), and Water Fund (591), with the following amendments:

IT IS FURTHER RESOLVED, that the City hereby establishes the estimated revenue budgets for the funds listed in Exhibit A for the various City departments, divisions, boards, commissions, and other activities as the FY2026 City of Flint Budget.

APPROVED AS TO FORM:

APPROVED AS TO FINANCE:

Joanne Gurley, City Attorney

Phillip Moore, Chief Financial Officer

For the City:

Clyde Edwards, City Administrator

Sheldon A. Neeley, Mayor

The City Council

City of Flint, Michigan
General Fund Budget

Row Labels	FY2022 Actual	FY2023 Actual	FY2024 Actual	FY2025 Budget	FY2025 Actual YTD	FY2026 Proposed	FY2027 Forecast
Revenue							
00. General							
Property taxes	7,601,025	5,579,633	5,798,136	5,917,855	6,564,202	6,951,612	7,337,337
Income tax	15,028,812	19,076,507	18,700,982	12,948,790	21,065,366	21,000,000	21,500,000
Marijuana Tax	84,004	282,267	414,730	640,515	531,777	640,515	640,515
Federal revenue		46,802					
State revenue	21,130,654	23,485,340	20,309,952	16,319,008	124,090,707	20,377,166	20,821,693
Charges for services	11,021,099	5,580,279	8,338,502	9,727,867	8,611,775	11,379,710	11,434,035
Fines and forfeitures	69,253	45,782	78,741	144,840	128,839	140,000	140,000
Other Revenue	1,841,746	754,663	3,027,020	980,742	5,827,074	3,784,000	3,859,000
Transfers In	3,891,843				42,318,475		
Local grants	1,307						
00. General Total	60,669,743	54,851,273	56,668,063	46,679,617	209,138,215	64,273,003	65,732,580
Revenue Total	60,669,743	54,851,273	56,668,063	46,679,617	209,138,215	64,273,003	65,732,580
Expenditures							
00. General							
Pension and OPEB	2,275,000	2,766,983	2,411,135	1,895,135	1,834,382	1,895,135	1,895,135
Supplies and Operating Expenses	8,204,283	2,634,585	4,531,468	4,316,877	3,946,357	4,532,721	4,316,877
Transfers Out				4,884,380	1,980,523		
00. General Total	10,479,283	5,401,568	6,942,603	11,096,392	7,761,262	6,427,856	6,212,012
01. City Council							
Personnel Services	405,759	430,386	425,246	411,305	430,169	550,241	536,040
Pension and OPEB	88,355	151,972	166,769	99,463	1,128,543	123,831	128,674
Supplies and Operating Expenses	339,308	104,346	363,737	305,856	335,471	436,407	436,407
Capital Outlay				400	5,671	33,793	33,793
01. City Council Total	833,422	686,704	955,752	817,024	1,899,854	1,144,272	1,134,914
02. Mayor							
Personnel Services	330,546	269,455	573,690	649,215	798,263	1,020,562	860,921
Pension and OPEB	72,894	106,648	343,929	179,854	1,920,045	283,272	225,133
Supplies and Operating Expenses	63,273	81,210	83,306	56,640	61,733	222,147	99,000
Capital Outlay	1,270	75				2,435	2,000
02. Mayor Total	467,983	457,388	1,000,925	885,709	2,780,041	1,528,416	1,187,054
03. Administrator							
Personnel Services	225,500	223,130	246,287	266,564	214,696	384,465	364,870
Pension and OPEB	85,876	132,985	194,026	76,714	1,097,266	105,341	97,720
Supplies and Operating Expenses	18,510	36,831	28,086	18,554	62,766	44,708	43,550
Capital Outlay						2,079	1,000
03. Administrator Total	329,886	392,946	468,399	361,832	1,374,728	536,593	507,140
04. City Clerk							
Personnel Services	294,896	276,333	254,085	225,272	266,373	350,850	374,102
Pension and OPEB	170,424	191,429	188,003	74,593	1,095,035	94,733	104,774
Supplies and Operating Expenses	32,835	56,713	91,556	57,035	44,330	136,100	136,100
04. City Clerk Total	498,155	524,475	533,644	356,900	1,405,738	581,683	614,976
04. City Clerk-Elections							
Personnel Services	628,810	300,102	438,862	426,499	296,296	404,493	621,167
Pension and OPEB	95,575	129,595	184,444	72,869	1,097,424	93,214	100,134
Supplies and Operating Expenses	118,025	73,312	95,187	89,846	142,155	194,600	194,600
Capital Outlay	25,165			10,614	26,196	38,000	38,000
04. City Clerk-Elections Total	867,575	503,009	718,493	599,828	1,562,071	730,307	953,901
05. Attorney							
Personnel Services	562,742	592,098	739,441	636,357	843,227	1,203,292	1,101,465
Pension and OPEB	206,996	322,691	510,839	220,657	2,802,274	302,464	308,763
Supplies and Operating Expenses	20,690	19,235	27,437	30,036	42,213	90,400	90,400
Capital Outlay					65,045	10,000	10,000
05. Attorney Total	790,428	934,024	1,277,717	887,050	3,752,759	1,606,156	1,510,628
06. Finance							
Personnel Services	628,486	682,500	632,787	682,443	719,088	1,115,670	1,203,125

Row Labels	FY2022 Actual	FY2023 Actual	FY2024 Actual	FY2025 Budget	FY2025 Actual YTD	FY2026 Proposed	FY2027 Forecast
Pension and OPEB	331,570	487,036	510,219	207,475	2,953,319	314,280	497,532
Supplies and Operating Expenses	49,566	220,650	297,759	543,052	226,707	407,500	407,500
Capital Outlay			3,602	2,857	66,532	5,000	5,000
06. Finance Total	1,009,622	1,390,186	1,444,367	1,435,827	3,965,646	1,842,450	2,113,157
07. Treasurer							
Personnel Services	861,844	958,892	1,043,528	1,062,516	1,137,150	1,605,062	1,487,125
Pension and OPEB	647,697	878,452	984,297	424,159	5,511,526	488,753	555,075
Supplies and Operating Expenses	970,047	1,081,903	922,766	836,281	948,196	1,399,700	1,385,900
Capital Outlay					1		
07. Treasurer Total	2,479,588	2,919,247	2,950,591	2,322,956	7,596,873	3,493,515	3,428,100
08. Assessor							
Personnel Services	654,107	528,635	503,180	630,653	662,237	911,087	832,421
Pension and OPEB	327,670	394,514	432,973	191,774	2,501,914	265,316	253,160
Supplies and Operating Expenses	52,668	90,961	154,217	93,421	153,756	116,600	116,600
Capital Outlay	1,911					1,000	1,000
08. Assessor Total	1,036,356	1,014,110	1,090,370	915,848	3,317,907	1,294,003	1,203,181
09. Purchasing							
Personnel Services	143,828	128,471	130,424	117,937	169,928	192,963	197,361
Pension and OPEB	54,261	87,490	100,986	43,599	560,672	56,173	59,921
Supplies and Operating Expenses	16,891	44,630	21,759	1,956	9,813	23,050	23,050
09. Purchasing Total	214,980	260,591	253,169	163,492	740,413	272,186	280,332
10. Facilities Maintenance							
Personnel Services	204,781	249,895	232,256	276,871	301,404	559,756	591,771
Pension and OPEB	116,144	160,024	154,318	153,742	1,173,487	196,714	212,352
Supplies and Operating Expenses	1,016,140	1,205,742	1,319,007	835,802	1,295,212	1,462,360	1,490,010
Capital Outlay	10,107		11,497	4,500	29,001	25,000	10,000
10. Facilities Maintenance Total	1,347,172	1,615,661	1,717,078	1,270,915	2,799,104	2,243,830	2,304,133
11. Personnel							
Personnel Services	460,792	419,415	489,103	538,962	571,817	696,428	695,615
Pension and OPEB	186,387	290,855	298,598	135,207	1,944,208	163,225	167,985
Supplies and Operating Expenses	52,574	81,986	(12,853)	82,888	113,591	157,300	157,300
Capital Outlay					109,036		
11. Personnel Total	699,753	792,256	774,848	757,057	2,738,652	1,016,953	1,020,900
12. District Court							
Supplies and Operating Expenses	1,133,385	1,059,999	1,097,668	843,541	1,115,537	664,597	1,164,597
12. District Court Total	1,133,385	1,059,999	1,097,668	843,541	1,115,537	664,597	1,164,597
13. Police							
Personnel Services	7,472,314	7,861,920	8,116,717	7,929,388	9,265,240	11,156,862	10,439,717
Pension and OPEB	10,238,877	13,286,037	12,094,516	6,654,988	64,094,584	7,870,598	7,914,026
Supplies and Operating Expenses	3,286,893	5,075,187	4,763,436	2,270,990	4,359,163	3,520,725	3,646,879
Capital Outlay	38,497	33,608	21,739	269,154	196,444	612,250	92,400
13. Police Total	21,036,581	26,256,752	24,996,408	17,124,520	77,915,431	23,160,435	22,093,022
14. Firefighting							
Personnel Services	4,349,223	4,232,883	4,209,242	3,919,867	4,006,963	6,324,178	6,622,675
Pension and OPEB	6,060,642	7,864,649	7,331,135	4,247,124	35,198,609	5,612,711	6,831,733
Supplies and Operating Expenses	620,662	967,193	1,074,581	578,838	1,003,363	1,664,100	1,664,100
Capital Outlay	21,032	34,677	33,048	813,352	126,342	937,887	2,387,887
14. Firefighting Total	11,051,559	13,099,402	12,648,006	9,559,181	40,335,277	14,538,876	17,506,395
15. Ombusperson							
Personnel Services	166,403	192,562	129,682	66,477	127,423	315,730	264,918
Pension and OPEB	7,310	13,755	9,701	54,770	829,414	102,819	83,532
Supplies and Operating Expenses	13,016	20,798	216,381	12,617	11,835	49,000	49,000
15. Ombusperson Total	186,729	227,115	355,764	133,864	968,672	467,549	397,450
16. Civil Service							
Personnel Services						46,101	48,961
Pension and OPEB				16,633		23,524	25,263
Supplies and Operating Expenses						1,550	1,550
16. Civil Service Total				16,633		71,175	75,774
17. Planning							
Personnel Services	294,326	314,929	323,263	459,843	334,523	989,263	1,041,579

Row Labels	FY2022 Actual	FY2023 Actual	FY2024 Actual	FY2025 Budget	FY2025 Actual YTD	FY2026 Proposed	FY2027 Forecast
Pension and OPEB	137,131	184,069	299,389	173,588	1,941,508	292,452	237,638
Supplies and Operating Expenses	75,899	74,970	31,538	43,355	97,414	578,300	78,300
17. Planning Total	507,356	573,968	654,190	676,786	2,373,445	1,860,015	1,357,517
18. Cannabis Compliance							
Personnel Services	54,174	42,419	60,906	137,554	168,677	246,570	17,262
Pension and OPEB	21,373	33,339	50,277	25,051	341,717	83,364	29,604
Supplies and Operating Expenses	27,010	62,331	65,593	8,560	6,102	105,500	105,500
18. Cannabis Compliance Total	102,557	138,089	176,776	171,165	516,496	435,434	152,366
19. Blight Removal							
Personnel Services	148,878	138,512	271,244	355,169	237,318	1,006,050	568,125
Pension and OPEB	49,203	82,276	248,181	189,831	2,204,846	396,970	257,033
Supplies and Operating Expenses	45,177	109,704	102,714	145,461	90,721	759,906	724,241
Capital Outlay	4,157	583	2,971	796		4,000	4,000
19. Blight Removal Total	247,415	331,075	625,110	691,257	2,532,885	2,166,926	1,553,399
20. ARPA				3,162,109	1,997,613	10,831,301	6,796,648
21. Transfers Out	1,303	29,978	265,641	300,000	90,147	811,125	311,125
34. Parks-Forestry		40,000					
35. Golf	4,580	10,662	12,121		11,483		
Community Development Block Grant							3,859
HOME Grant							1,597
DCD Administration							
Expenditures Total	55,325,668	58,659,205	60,959,640	54,549,886	169,552,034	77,725,653	73,884,177
Change in Fund Balance	5,344,075	(3,807,932)	(4,291,577)	(7,870,269)	39,586,181	(13,452,650)	(8,151,597)
Beginning Fund Balance	22,939,639	19,131,445	14,840,691	54,288,598	54,240,545	33,519,725	29,270,750
Ending Fund Balance	28,283,714	15,323,513	10,549,114	46,418,329	93,826,726	20,067,075	21,119,153

Fund 202
Department (All)

Major Street Fund

	FY2023 Actual	FY2024 Actual	FY2025 Budget	FY2026 Proposed	FY2027 Forecast
Revenue					
Federal revenue	3,914				
State revenue	11,737,320	12,123,625	9,529,552	12,606,486	13,076,966
Charges for services	29,044	19,291	19,300	20,000	20,000
Other Revenue	(127,561)	480,110	156,916	453,876	453,876
Revenue Total	11,642,717	12,623,026	9,705,768	13,080,362	13,550,842
Expenditures					
Personnel Services	1,780,155	1,663,624	1,705,428	2,609,542	2,489,570
Pension and OPEB	1,667,381	1,339,314	845,317	1,028,717	978,810
Supplies and Operating Expenses	4,102,820	6,171,835	3,746,831	10,127,797	9,966,734
Capital Outlay	16,025	48,553	304,047	430,000	428,000
Transfers Out			2,900,000	1,750,000	2,900,000
Expenditures Total	7,566,381	9,223,326	9,501,623	15,946,056	16,763,114
Net-Change	4,076,336	3,399,700	204,145	(2,865,694)	(3,212,272)
Beginning Fund Balance	20,443,930	23,843,629	26,227,595	22,444,448	19,802,194
Ending Balance	24,520,266	27,243,329	26,431,740	19,578,754	16,589,922

Fund 203
Department (All)

Local Street Fund

	FY2023 Actual	FY2024 Actual	FY2025 YTD	FY2025 Budget	FY2026 Proposed
Revenue					
Federal revenue	1,068				
State revenue	3,337,271	3,340,873	7,651,875	2,731,813	3,471,863
Charges for services	500				
Other Revenue	559,829	652,720	766,855	76,296	669,040
Transfers In				2,900,000	1,750,000
Revenue Total	3,898,668	3,993,593	8,418,730	5,708,109	5,890,903
Expenditures					
Personnel Services	1,216,720	1,319,726	1,359,699	1,161,880	2,278,950
Pension and OPEB	1,310,224	1,203,379	5,318,718	653,831	959,876
Supplies and Operating Expenses	2,441,320	2,727,902	3,002,510	2,836,151	3,772,410
Capital Outlay	19,291	4,149	62,969	30,773	215,000
Expenditures Total	4,987,555	5,255,156	9,743,896	4,682,635	7,226,236
Net-Change	(1,088,887)	(1,261,563)	(1,325,166)	1,025,474	(1,335,333)
Beginning Fund Balance	7,087,391	5,825,830	4,500,663	4,500,663	4,115,961
Ending Balance	5,998,504	4,564,267	3,175,497	5,526,137	2,780,628

Fund 205
Department (All)

Public Safety Fund

	FY2023 Actual	FY2024 Actual	FY2025 YTD	FY2025 Budget	FY2026 Proposed
Revenue					
Local grants					
Property taxes	4,420,694	4,566,205	5,204,448	4,655,609	5,753,270
State revenue	279,602	293,254	12,030,356	260,576	416,110
Charges for services	9,172	17,280	8,581	10,579	15,000
Other Revenue	(10,346)	12,508	63,117		12,000
Revenue Total	4,699,122	4,889,247	17,306,502	4,926,764	6,196,380
Expenditures					
Personnel Services	2,301,468	1,898,638	1,976,276	1,606,511	2,883,640
Pension and OPEB	3,509,887	2,160,126	13,692,332	1,541,407	2,105,265
Supplies and Operating Expenses	(80,470)	795,029	747,671	862,202	905,313
Capital Outlay					
Expenditures Total	5,730,885	4,853,793	16,416,279	4,010,120	5,894,218
Net-Change	(1,031,763)	35,454	890,223	916,644	302,162
Beginning Fund Balance	734,100	769,463	1,617,656	1,617,656	1,171,996
Ending Balance	(297,663)	804,917	2,507,879	2,534,300	1,474,158

Fund 207
Department (All)

Neighborhood Policing

	FY2023 Actual	FY2024 Actual	FY2025 YTD	FY2025 Budget	FY2026 Proposed
Revenue					
Federal revenue	36				
Property taxes	1,469,481	1,524,256	1,736,999	1,554,718	1,928,090
State revenue	93,201	97,751	3,813,441	86,859	85,000
Charges for services	5,711	34,001	16,685	612	15,000
Other Revenue	(26,889)	23,751	84,394		23,000
Revenue Total	1,541,540	1,679,759	5,651,519	1,642,189	2,051,090
Expenditures					
Personnel Services	717,934	715,885	652,974	599,885	869,179
Pension and OPEB	934,237	722,680	4,406,496	539,896	864,287
Supplies and Operating Expenses	(6,589)	339,613	307,986	340,883	419,302
Expenditures Total	1,645,582	1,778,178	5,367,456	1,480,664	2,152,768
Net-Change	(104,042)	(98,419)	284,063	161,525	(101,678)
Beginning Fund Balance	1,945,107	1,846,686	2,116,738	2,116,738	2,082,781
Ending Balance	1,841,065	1,748,267	2,400,801	2,278,263	1,981,103

Fund 208
Department (All)

Park and Recreation

	FY2023 Actual	FY2024 Actual	FY2025 YTD	FY2025 Budget	FY2026 Proposed
Revenue					
Property taxes	367,267	380,957	434,121	388,597	482,022
State revenue	50,906	56,941	292,846	20,774	45,000
Other Revenue	(6,111)	7,751	15,948	173,280	7,700
Transfers In		250,000		300,000	800,000
Revenue Total	412,062	695,649	742,915	882,651	1,334,722
Expenditures					
Personnel Services	55,559	74,033	69,073	50,755	62,363
Pension and OPEB	31,835	47,814	313,233	32,203	35,173
Supplies and Operating Expenses	267,698	734,065	491,740	694,433	1,273,989
Expenditures Total	355,092	855,912	874,046	777,391	1,371,525
Net-Change	56,970	(160,263)	(131,131)	105,260	(36,803)
Beginning Fund Balance	549,855	389,590	254,959	254,959	217,985
Ending Balance	606,825	229,327	123,828	360,219	181,182

Fund 219
Department (All)

Street Lighting

	FY2023 Actual	FY2024 Actual	FY2025 YTD	FY2025 Budget	FY2026 Proposed
Revenue					
Property taxes	3,594,114	2,537,631	2,765,639	1,569,026	2,900,000
State revenue			11,612		
Other Revenue	(79,171)	71,608	273,937		72,000
Revenue Total	3,514,943	2,609,239	3,051,188	1,569,026	2,972,000
Expenditures					
Personnel Services	13,745	2,597	2,595	2,159	28,717
Pension and OPEB	14,026	12,624	18,366	209	8,026
Supplies and Operating Expenses	2,437,541	2,180,872	2,370,899	2,189,061	3,752,916
Expenditures Total	2,465,312	2,196,093	2,391,860	2,191,429	3,789,659
Net-Change	1,049,631	413,146	659,328	(622,403)	(817,659)
Beginning Fund Balance	5,566,296	5,979,443	6,638,771	6,638,771	6,638,771
Ending Balance	6,615,927	6,392,589	7,298,099	6,016,368	5,821,112

Fund 226
Department (All)

Waste Collection

	FY2023 Actual	FY2024 Actual	FY2025 YTD	FY2025 Budget	FY2026 Proposed
Revenue					
Property taxes	5,016,131	6,051,178	6,495,177	4,218,919	6,460,615
State revenue			213,692		
Charges for services				(10)	
Other Revenue	(11,804)	4,617	(40,515)	600	3,000
Transfers in				2,000,000	
Revenue Total	5,004,327	6,055,795	6,668,354	6,219,509	6,463,615
Expenditures					
Personnel Services	67,317	71,037	79,693	60,083	97,343
Pension and OPEB	42,174	44,797	271,296	34,688	51,060
Supplies and Operating Expenses	6,314,837	6,665,793	6,828,385	6,323,578	6,957,551
Expenditures Total	6,424,328	6,781,627	7,179,374	6,418,349	7,105,954
Net-Change	(1,420,001)	(725,832)	(511,020)	(198,840)	(642,339)
Beginning Fund Balance	986,186	260,353	(250,665)	(250,665)	1,543,489
Ending Balance	(433,815)	(465,479)	(761,685)	(449,505)	901,150

Fund 249
Department (All)

Building Inspection

	FY2023 Actual	FY2024 Actual	FY2025 YTD	FY2025 Budget	FY2026 Proposed
Revenue					
Fines and forfeitures		435	25	225	
State revenue			4,018,378		
Charges for services	12,025	17,977	24,111	69,538	25,000
Other Revenue	1,851,609	3,010,971	4,292,203	2,193,926	2,310,000
Revenue Total	1,863,634	3,029,383	8,334,717	2,263,689	2,335,000
Expenditures					
Personnel Services	827,074	988,984	1,305,118	1,035,174	1,718,597
Pension and OPEB	827,620	1,017,022	5,080,823	663,694	810,797
Supplies and Operating Expenses	271,099	367,458	391,982	442,362	1,250,073
Capital Outlay		8,450	24,200	2,293,929	
Expenditures Total	1,925,793	2,381,914	6,802,123	4,435,159	3,779,467
Net-Change	(62,159)	647,469	1,532,594	(2,171,470)	(1,444,467)
Beginning Fund Balance	4,286,768	4,934,234	6,466,828	6,466,828	3,458,854
Ending Balance	4,224,609	5,581,703	7,999,422	4,295,358	2,014,387

Fund
Department

265
(All)

Drug Law Enforcement

	FY2023 Actual	FY2024 Actual	FY2025 YTD	FY2025 Budget	FY2026 Proposed
Revenue					
Fines and forfeitures	43,210	35,104	142,121	30,821	35,000
Charges for services		4,066	660		
Other Revenue	24,475	68,035	547,870	59,247	63,000
Revenue Total	67,685	107,205	690,651	90,068	98,000
Expenditures					
Personnel Services	96,085	71,969	114,720	182,728	340,220
Pension and OPEB	760	2,584	2,776	2,434	
Supplies and Operating Expenses	63,626	63,088	525,364	168,542	441,311
Capital Outlay	15,913	58,960	185,623	13,730	107,000
Expenditures Total	176,384	196,601	828,483	367,434	888,531
Net-Change	(108,699)	(89,396)	(137,832)	(277,366)	(790,531)
Beginning Fund Balance	1,117,905	1,028,508	890,676	890,676	120,924
Ending Balance	1,009,206	939,112	752,844	613,310	(669,607)

Fund	285
Department	(All)

Section 108 Loan Fund

	FY2023 Actual	FY2024 Actual	FY2025 YTD	FY2025 Budget	FY2026 Proposed
Revenue					
Charges for services	453	734	856	207	
Other Revenue	614,741	702,101	700,071	642,308	682,500
Transfers In	29,978	15,641	90,147		
Revenue Total	645,172	718,476	791,074	642,515	682,500
Expenditures					
Supplies and Operating Expenses	689,321	644,173	657,624	598,663	681,200
Expenditures Total	689,321	644,173	657,624	598,663	681,200
Net-Change	(44,149)	74,303	133,450	43,852	1,300
Beginning Fund Balance		1,792,578	1,880,955		
Ending Balance	(44,149)	1,866,881	2,014,405	43,852	1,300

Fund 288
Department (All)

Opioid Settlement

	FY2023 Actual	FY2024 Actual	FY2025 YTD	FY2025 Budget	FY2026 Proposed
Revenue					
Lawsuit			5,383,046	1,347,740	
Revenue Total			5,383,046	1,347,740	
Expenditures					
Personnel Services			153,592	156,987	358,880
Pension and OPEB			10,842	11,280	143,522
Supplies and Operating Expenses			352,725	208,899	
Capital Outlay			195,196	164,834	
Expenditures Total			712,355	542,000	502,402
Net-Change	-	-	4,670,691	805,740	(502,402)
Beginning Fund Balance	-	-	4,670,691	4,670,691	4,670,691
Ending Balance	-	-	9,341,382	5,476,431	4,168,289

Fund 301
Department (All)

Debt Service

	FY2023 Actual	FY2024 Actual	FY2025 YTD	FY2025 Budget	FY2026 Proposed
Revenue					
Other Revenue	(7,206)	6,155			6,000
Transfers In	1,701,442	1,698,981	1,696,550	848,585	1,706,099
Revenue Total	1,694,236	1,705,136	1,696,550	848,585	1,712,099
Expenditures					
Supplies and Operating Expenses	1,699,942	1,698,981	1,696,550	1,148,094	1,706,099
Expenditures Total	1,699,942	1,698,981	1,696,550	1,148,094	1,706,099
Net-Change	(5,706)	6,155	-	(299,509)	6,000
Beginning Fund Balance	521,661	527,816	527,816	527,816	409,859
Ending Balance	515,955	533,971	527,816	228,307	415,859

Fund 444
Department (All)

Capital Improvement

	FY2023 Actual	FY2024 Actual	FY2025 YTD	FY2025 Budget	FY2026 Proposed
Revenue					
Federal revenue	8,725				
Property taxes	1,836,884	1,905,362	2,171,271	1,943,417	2,281,871
State revenue	254,531	284,704	233,157	103,872	235,000
Other Revenue	1,066,912	674,183	189,270	8,734	40,000
Revenue Total	3,167,052	2,864,249	2,593,698	2,056,023	2,556,871
Expenditures					
Supplies and Operating Expenses	(34,890)	396,840	332,210	381,163	400,222
Capital Outlay	164,888	952,258	479,672	658,842	1,765,000
Transfers Out	1,701,442	1,698,981	1,696,550	848,585	1,708,221
Expenditures Total	1,831,440	3,048,079	2,508,432	1,888,590	3,873,443
Net-Change	1,335,612	(183,830)	85,266	167,433	(1,316,572)
Beginning Fund Balance	3,985,174	3,801,346	4,717,373	4,717,373	4,023,117
Ending Balance	5,320,786	3,617,516	4,802,639	4,884,806	2,706,545

Fund 590

Sewer Fund

	FY2023 Actual	FY2024 Actual	FY2025 Budget	FY2026 Proposed
Revenue				
Charges for services	25,763,379	25,667,865	26,000,000	27,404,270
Federal revenue	688,598	(127,406)		
Fines and forfeitures	565,634	144,768		
Other Revenue	1,383,370	2,361,471	405,000	535,000
State revenue	4,085,590	17,277,516	87,176,894	87,176,894
Transfers In	214,198			
Revenue Total	32,700,769	45,324,214	113,581,894	115,116,164
Expenses				
Personnel Services	5,394,448	6,053,491	7,618,606	7,528,341
Pension and OPEB	842,442	5,486,358	3,082,424	2,953,191
Supplies and Operating Expenses	13,906,589	7,271,739	101,900,364	103,008,788
Capital Outlay	(192,360)	320,113	2,919,200	3,161,000
Debt Service	579,386	930,455	1,764,632	2,393,849
Depreciation	3,933,472	4,637,873	3,234,500	3,234,500
Expenses Total	24,463,977	24,700,029	120,519,726	122,279,669
Net Income	8,236,792	20,624,185	(6,937,832)	(7,163,505)
Beginning Fund Equity	56,089,513	64,326,309	86,201,062	83,947,062
Ending Fund Equity	64,326,305	84,950,494	79,263,230	76,783,557

Fund (Multiple Items)

Water Fund

	FY2023 Actual	FY2024 Actual	FY2025 Budget	FY2026 Proposed
Revenue				
Charges for services	30,184,750	28,278,408	29,670,000	30,175,650
Federal revenue				
Fines and forfeitures	1,086,702	183,348	825,000	825,000
Other Revenue	(266,628)	4,209,358	401,600	3,476,600
State revenue	12,008,645	21,925,927	15,699,588	501,236
Transfers in	1,870,931			
Revenue Total	44,884,400	54,597,041	46,596,188	34,978,486
Expenses				
Personnel Services	3,355,640	3,634,195	5,635,363	5,734,362
Pension and OPEB	(835,711)	3,442,332	2,740,303	2,643,833
Supplies and Operating Expenses	18,760,112	18,717,317	32,963,654	23,462,751
Capital Outlay	(503,507)	22,420	1,631,241	2,888,000
Debt Service	6,388,981	3,362,075	6,512,590	6,512,590
Depreciation	5,057,627	5,725,505	3,963,000	3,903,000
Expenses Total	32,223,142	34,903,844	53,446,151	45,144,536
Net Income	12,661,258	19,693,197	(6,849,963)	(10,166,050)
Beginning Fund Equity	132,286,081	144,947,339	168,025,031	169,317,805
Ending Fund Equity	144,947,339	164,640,536	161,175,068	159,151,755