

## OFFICE OF THE CITY COUNCIL



### MEMORANDUM

TO: Whom It May Concern  
FROM: Davina Donahue – City Clerk   
DATE: June 15, 2023  
RE: CITY COUNCIL APPROVED RESOLUTIONS/ORDINANCES  
(June 8, 2023)

The attached copies of City Council APPROVED resolutions (listed below) are being distributed to you as a matter of record. If applicable, ordinances as approved by council are also detailed below.

Agenda items that were FAILED and/or DROPPED by council are noted here as well. Thank you.

#### RESOLUTIONS (as ADOPTED by City Council – June 8, 2023)

230163      230165      230166      230167

#### NOTE:

#### ORDINANCES (as ADOPTED by City Council – June 8, 2023)

NOTE: Ordinance abstracts only outline what was approved by the City Council during this meeting, as every adopted ordinance is subject to veto by the Mayor.

#### MISC AGENDA ITEMS (as FAILED/DROPPED by City Council – June 8, 2023)

POSTPONED INDEFINITELY –



230163

RESOLUTION NO.: \_\_\_\_\_  
PRESENTED: JUN - 5 2023  
ADOPTED: JUN - 8 2023

**RESOLUTION TO ADOPT THE 2023 OPERATING MILLAGE RATE OF 19.1 MILLS TO BE  
LEVIED ON THE TAXABLE VALUATION OF ALL REAL AND PERSONAL PROPERTY  
LOCATED IN THE CITY OF FLINT**

**BY THE MAYOR AND CITY COUNCIL:**

The Flint City Council has determined, in accordance with the provisions of Section 7-201 of the Flint City Charter and Section 117.3(g) of the Home Rule City Act (MCL 117, Home Rule Cities), to levy Nineteen and Ten Hundredths (19.10) mills against the Taxable Valuation on all real and personal property appearing on the 2023 Assessment Roll of the City of Flint for the year 2023 as approved by the Board of Review and equalized through the constitutional and statutory processes of County and State Equalization; and

Section 7-201(A) of the Flint City Charter authorizes the levy of Ten and Zero Hundredths (10.00) mills on each dollar of Taxable Valuation of all real and personal property in the City, and further provides that Seven and Fifty Hundredths (7.50) mills of the 10.00 mills levied shall be for municipal purposes; and

Section 7-201(B) of the Flint City Charter provides that the remaining Two and Fifty Hundredths (2.50) mills of the 10.00 mills shall be utilized for the payment of bond obligations and/or public capital improvements; and

Section 7-201(A)(2) authorizes a levy of Fifty Hundredths (0.50) mill on the Taxable Valuation of all real and personal property in the City, with all revenues received being dedicated solely for the purpose of improvements and maintenance of City parks, forestry and recreation services; and

Section 7-201(A)(3) authorizes a levy of Sixty Hundredths mill (0.60) on the Taxable valuation of all real and personal property in the City, with all revenues received being dedicated to fund public transportation services in the City of Flint through the Mass Transportation Authority; and

Section 7-201(A)(4) authorizes a levy of Two and Zero Hundredths (2.00) mills on the Taxable Valuation of all real and personal property in the City, with all revenues received being dedicated for the sole purpose of providing police services; and

Section 7-201(A)(5) authorizes a levy of Six and Zero Hundredths (6.00) mills on the Taxable Valuation of all real and personal property in the City, with all revenues received being used solely for the purpose of providing police and fire protection.

**IT IS RESOLVED** that there shall be levied against every dollar of all taxable property appearing on the 2022 Assessment Rolls of the City of Flint, through the constitutional and statutory processes of County and State Equalization, a total of Nineteen and Ten Hundredths (19.10) mills of which Seven and Fifty Hundredths (7.50) mills shall be for General City Operating Purposes; Two and Fifty Hundredths (2.50) mills shall be for retirement of debt, improvements and other purposes as provided in Section 7-201 of the Flint City Charter, as amended; Two and Zero Hundredths (2.00) mills shall be for Police Services; Fifty Hundredths

(0.50) mill shall be for the purpose of improvements and maintenance of City parks, forestry and recreation services; Sixty Hundredths (0.60) mill shall be for the purpose of funding public transportation services in the City by the Mass Transportation Authority; and, Six and Zero Hundredths (6.0) mills shall be for Police and Fire Services.


**BE IT FURTHER RESOLVED** that the City Assessor be and is hereby authorized to prepare the City of Flint 2023 Tax Roll by spreading said taxes authorized and levied for City of Flint purposes, School purposes, and Special Authority purposes in one column of said tax roll, and the provisional parts of said rate; namely, General City Operating purposes, Debt Services and Capital Improvement Programs, School purposes and Special Authority purposes, be shown on the Tax Statement.

<b>Operating Millage Name</b>	<b>Millage Rate</b>
General Operating	7.50 mills
Public Improvement	2.50 mills
Police Services	2.00 mills
Public Transportation	0.60 mills
Parks & Recreation	0.50 mills
Police & Fire Protection	6.00 mills
<b>Total</b>	<b>19.10 mills</b>

**APPROVED AS TO FORM:**

  
William Kim (May 11, 2023 09:30 EDT)

**William Kim, City Attorney**

  
Sheldon A. Neeley, Mayor

**APPROVED AS TO FINANCE:**

  
Jane Mager (May 10, 2023 15:26 EDT)

**Jane Mager, Acting Chief Financial Officer**

**CITY COUNCIL:**





RESOLUTION NO.: \_\_\_\_\_

PRESENTED: \_\_\_\_\_ JUN - 5 2023

ADOPTED: \_\_\_\_\_ JUN - 8 2023

### **RESOLUTION TO ASSESS STREET LIGHTING COSTS FOR FY2024**

#### **BY THE MAYOR AND CITY COUNCIL:**

Whereas, the City's General Fund cannot support the cost of operating, maintaining, and improving City street lighting. The provision of street lighting provides essential benefits with respect to the public safety and welfare of the City, its residents, and property owners. If the City stopped providing street lighting, it follows that crime would increase; the fear of crime would increase; there would be more accidents; and the quality of life and value of property would suffer; and

Whereas, the City has authority to specially assess for the cost of operating, maintaining, and improving street lighting under the Home Rule City Act, Act 279, Michigan Public Acts of 1909, as amended, MCL 117.1 *et seq.*; and

Whereas, pursuant to Emergency Manager Order No. 32, adopted June 27, 2012, a special assessment district was established for street lighting.

Whereas, the Chief Financial Officer has caused to be prepared plans and cost estimates for the continued provision of street lighting.

Whereas, the FY2023/24 budget contains an expenditure appropriation of 2,850,741 for street lighting. There are estimated to be 38,847 parcels in the City subject to this assessment. The cost of operating, maintaining, and improving street lighting will be spread equally to all parcels in the City, since all property owners benefit from a well-lit city. The fee charged per parcel will be \$72.18. This assessment remains the same from FY2022/23.

**THEREFORE, BE IT IS RESOLVED** that effective July 1, 2023, the cost of operating, maintaining, and improving street lighting, as contemplated under MCL 117.4d, shall be assessed against the special lighting district to provide for the operational costs of the current system, and to enable upgrades and improvements to street lighting throughout the City. The assessment will be collected through the property tax bill for all property owners. The amount to be assessed will be adjusted annually to reflect the projected cost for the operational, maintenance and improvement costs, and the number of property owners.


**BE IT FURTHER RESOLVED** that the cost per parcel for the July 2023 tax bill will be set at \$72.18 per parcel.

**BE IT FURTHER RESOLVED** that all funds shall be used exclusively for the purpose intended – for the payment of costs permitted under MCL 117.4d(2)(b), including engineering, financial, legal, administrative services, and operation and maintenance of the City street lighting system.

**APPROVED AS TO FORM:**

  
William Kim (May 11, 2023 09:30 EDT)

**William Kim**  
City Attorney

  
Sheldon A. Neeley, Mayor

**APPROVED AS TO FINANCE:**

  
Jane Mager (May 10, 2023 15:26 EDT)

**Jane Mager**  
Acting Chief Financial Officer

**CITY COUNCIL:**

  
\_\_\_\_\_



230166

RESOLUTION NO.: \_\_\_\_\_  
PRESENTED: JUN - 5 2023  
ADOPTED: JUN - 8 2023

**RESOLUTION TO SET A USER FEE FOR MUNICIPAL SOLID WASTE COSTS FOR FY2024**

**BY THE MAYOR AND CITY COUNCIL:**

Whereas, the City's General Fund cannot support and subsidize the cost of solid waste collection and disposal. The provision of solid waste collection and disposal provides essential benefits with respect to the health, welfare, and public safety of the City, its residents, and property owners. If the City stopped providing solid waste collection and disposal services health issues would arise and there a loss of quality of life and the value of property would suffer; and

Whereas, the City has authority to collect a user fee for the cost of waste collection, disposal and related activities under the Home Rule City Act, Michigan Public Acts of 1909 as amended, MCL 117.1 et seq. and the Revenue Bond Act of 1933, Act 94, Public Acts of Michigan 1933, as amended, MCL 141.101 et seq.; and

Whereas, pursuant to Emergency Manager Order No. 28 – Brown and Emergency Manager Order No. 21 – Earley, the special 3 mill levy for waste collection was discontinued effective July 1, 2012 and a user fee structure was established based solely on costs associated with the City's waste management plan, to include waste collection, disposal and related activities and shall be proportionate to the underlying cost of the service; and

Whereas, the user fee shall be charged to residential and multi-family dwellings up to four units, and the charge shall be based on the number of units and the charge shall be placed on the tax bill; and

Whereas, commercial and industrial properties will not be charged, as they do not receive waste collection service from the City; and

Whereas, the Chief Financial Officer has caused to be prepared plans and cost estimates for the continued provision of solid waste collection and disposal along with associated costs; and

Whereas, the FY202/24 budget contains an expenditure appropriation of \$7,271,558 for solid waste collection, disposal and associated costs. There are estimated to be 31,456 parcels in the City subject to this user charge. The cost of the City's solid waste collection and disposal program along with all supporting costs shall be spread equally to all residential and multi-family dwellings. The charge established shall be \$202.56. This assessment remains the same from FY2022/23.

**THEREFORE, BE IT IS RESOLVED** that effective July 1, 2023, the cost of collecting, disposing and City related operating, maintenance and collection activities as contemplated under MCL 117.1 et seq and MCL 141.101 et seq., shall be charged to each residential and multi-family dwellings up to four units; and

**BE IT FURTHER RESOLVED** effective July 1, 2023, the user fee shall be \$202.56 to be charged to residential and multi-family dwellings up to four units, and the charge shall be calculated on the number of units and the charge shall be placed on the July 2023 tax bill; and


**BE IT FURTHER RESOLVED** that commercial and industrial properties will not be charged as they do not receive waste collection services from the City; and

**BE IT FURTHER RESOLVED** that all funds shall be used exclusively for the purpose intended – for the payment of costs permitted under MCL 117.1 et seq., and the Revenue Bond Act of 1933, Act 94 as amended MCL 141.101 et seq. including collection, disposal, legal and administrative services associated and appropriated for in the City's Garbage Collection Special Revenue Fund.

**APPROVED AS TO FORM:**

  
William Kim (May 11, 2023 09:30 EDT)

**William Kim**  
City Attorney

  
Sheldon A. Neeley, Mayor

**APPROVED AS TO FINANCE:**

  
Jane Mager (May 10, 2023 15:26 EDT)

**Jane Mager**  
Acting Chief Financial Officer

**CITY COUNCIL:**

  
\_\_\_\_\_



230167

RESOLUTION NO.: \_\_\_\_\_  
PRESENTED: JUN - 5 2023  
ADOPTED: JUN - 8 2023

**RESOLUTION ADOPTING THE FY2024 CITY OF FLINT BUDGET**

On March 6, 2022, Mayor Sheldon A. Neeley submitted Proposed Budgets for FY2024 and FY2025 for the City of Flint to the City Council as required by Section 7-101 of the Flint City Charter, and

The City Council conducted a Community Public Hearing on the Proposed FY2024-FY2025 Budget on March 8, 2023; and

**IT IS RESOLVED** that the proposed FY2024 City of Flint Budget, attached here as Exhibit A, as presented to City Council on March 6, 2023, is adopted consistent with the Uniform Budgeting and Accounting Act, MCL 141.421 *et seq.*, and Section 7-101 of the Flint City Charter.

**IT IS FURTHER RESOLVED**, that the FY2024 City of Flint Budget is premised on the establishment of water and sewer rates by the Chief Financial Officer sufficient to generate the estimate revenue stated herein, and the adoption of the following tax levies, pursuant to State statute, for a total City level of 19.10 mills:

OPERATING MILLAGE NAME	MILLAGE RATE
General Operating	7.50 mills
Public Improvement	2.50 mills
Police Services	2.00 mills
Public Transportation	0.60 mills
Parks & Recreation	0.50 mills
Police & Fire Protection	6.00 mills
<b>TOTAL:</b>	<b>19.10 mills</b>

**IT IS FURTHER RESOLVED**, that the City adopts the FY2024 City of Flint Budget (attached here as Exhibit A) as follows: General Fund (101), Major Street Fund (202), Local Street Fund (203), Public Safety Fund (205), Neighborhood Policing Fund (207), Parks & Recreation Fund (208), Street Lighting Fund (219), Garbage & Rubbish Fund (226), EDA Revolving Loan Fund (246), Building Inspection Fund (249), Drug Law Enforcement Fund (265), Section 108 Loans Fund (285), Debt Service Fund (301), Public Improvement Fund (444), Sewer Fund (590), and Water Fund (591), with the following amendments:

**IT IS FURTHER RESOLVED**, that the City hereby establishes the estimated revenue budgets for the funds listed in Exhibit A for the various City departments, divisions, boards, commissions, and other activities as the FY2024 City of Flint Budget.

For the Mayor

Sheldon A. Neeley, Mayor

For the City Council




**APPROVED AS TO FORM:**

  
\_\_\_\_\_  
William Kim (May 11, 2023 09:30 EDT)

**William Kim, City Attorney**

**APPROVED AS TO FINANCE:**

  
\_\_\_\_\_  
Jane Mager (May 10, 2023 15:26 EDT)

**Jane Mager, Acting Chief Financial Officer**

# EXHIBIT A

City of Flint  
FY2023-24 Proposed Budget  
FY2025-27 Projected Budget

	FY2023-24 Proposed Budget	FY2024-25 Forecasted Budget	FY2025-26 Projected Budget	FY2026-27 Projected Budget	FY2027-28 Projected Budget
<b>GENERAL FUND</b>					
Property Taxes	6,500,000	6,500,000	6,630,000	6,762,600	6,897,852
Income Taxes	19,500,000	19,500,000	19,890,000	20,287,800	20,693,556
State Revenue	23,999,632	23,999,632	24,479,625	24,969,217	25,468,601
Charges for Services Rendered	7,667,673	7,667,673	7,821,026	7,977,447	8,136,996
License, Permits, & Franchise Fees	615,000	615,000	627,300	639,846	652,643
Fines & Forfeitures	50,000	50,000	51,000	52,020	53,060
Other Revenue	113,194	113,194	115,458	117,767	120,122
Transfers in	5,218,695	5,218,695	5,323,069	5,429,530	5,538,121
<b>TOTAL REVENUES FOR GENERAL FUND</b>	<b>63,664,194</b>	<b>63,664,194</b>	<b>64,937,478</b>	<b>66,236,227</b>	<b>67,560,952</b>
<b>CITY COUNCIL</b>					
Personnel Services	556,610	556,610	567,742	579,097	590,679
Pension & OPEB	164,641	164,641	167,934	171,292	174,718
Supplies & Operating Expenses	415,200	415,200	423,504	431,974	440,614
Capital Outlay	35,000	35,000	35,700	36,414	37,142
<b>TOTAL APPROPRIATIONS FOR DEPT 101-101 000</b>	<b>1,171,451</b>	<b>1,171,451</b>	<b>1,194,880</b>	<b>1,218,778</b>	<b>1,243,153</b>
<b>DISTRICT COURT</b>					
Supplies & Operating Expenses	1,115,587	1,115,587	1,137,899	1,160,657	1,183,870
<b>TOTAL APPROPRIATIONS FOR DEPT 101-286 000</b>	<b>1,115,587</b>	<b>1,115,587</b>	<b>1,137,899</b>	<b>1,160,657</b>	<b>1,183,870</b>
<b>MAYOR</b>					
Personnel Services	818,812	818,812	835,188	851,892	868,930
Pension & OPEB	290,393	290,393	296,201	302,125	308,167
Supplies & Operating Expenses	97,500	97,500	99,450	101,439	103,468
<b>TOTAL APPROPRIATIONS FOR DEPT 101-171 000</b>	<b>1,206,705</b>	<b>1,206,705</b>	<b>1,230,839</b>	<b>1,255,456</b>	<b>1,280,565</b>
<b>BLIGHT REMOVAL</b>					
Personnel Services	444,950	444,950	453,849	462,926	472,184
Pension & OPEB	328,360	328,360	334,927	341,626	348,458
Supplies & Operating Expenses	222,250	222,250	226,695	231,229	235,853
Capital Outlay	5,000	5,000	5,100	5,202	5,306
<b>TOTAL APPROPRIATIONS FOR DEPT 101-732 000</b>	<b>1,000,560</b>	<b>1,000,560</b>	<b>1,020,571</b>	<b>1,040,983</b>	<b>1,061,802</b>
<b>ADMINISTRATOR</b>					
Personnel Services	388,667	388,667	396,440	404,369	412,457
Pension & OPEB	162,128	162,128	165,371	168,678	172,052
Supplies & Operating Expenses	39,550	39,550	40,341	41,148	41,971
<b>TOTAL APPROPRIATIONS FOR DEPT 101-172 000</b>	<b>590,345</b>	<b>590,345</b>	<b>602,152</b>	<b>614,195</b>	<b>626,479</b>
<b>FINANCE-ADMIN/ACCOUNTING/PAYROLL</b>					
Personnel Services	968,795	968,795	988,171	1,007,934	1,028,093
Pension & OPEB	438,360	438,360	447,127	456,070	465,191
Supplies & Operating Expenses	318,900	318,900	325,278	331,784	338,419
<b>TOTAL APPROPRIATIONS FOR DEPT 101-191 100</b>	<b>1,726,055</b>	<b>1,726,055</b>	<b>1,760,576</b>	<b>1,795,788</b>	<b>1,831,703</b>
<b>PURCHASING</b>					
Personnel Services	181,264	181,264	184,889	188,587	192,359
Pension & OPEB	82,090	82,090	83,732	85,406	87,115
Supplies & Operating Expenses	18,150	18,150	18,513	18,883	19,261
<b>TOTAL APPROPRIATIONS FOR DEPT 101-233 000</b>	<b>281,504</b>	<b>281,504</b>	<b>287,134</b>	<b>292,877</b>	<b>298,734</b>
<b>CLERK</b>					
Personnel Services	193,716	193,716	197,590	201,542	205,573
Pension & OPEB	82,090	82,090	83,732	85,406	87,115
Supplies & Operating Expenses	116,000	116,000	118,320	120,686	123,100
<b>TOTAL APPROPRIATIONS FOR DEPT 101-215 000</b>	<b>391,806</b>	<b>391,806</b>	<b>399,642</b>	<b>407,635</b>	<b>415,788</b>
<b>CITY CLERK-LICENSE AND PERMITS</b>					
Personnel Services	142,970	142,970	145,829	148,746	151,721
Pension & OPEB	82,090	82,090	83,732	85,406	87,115
Supplies & Operating Expenses	13,100	13,100	13,362	13,629	13,902
<b>TOTAL APPROPRIATIONS FOR DEPT 101-215 200</b>	<b>238,160</b>	<b>238,160</b>	<b>242,923</b>	<b>247,782</b>	<b>252,737</b>
<b>CITY CLERK-BOARD OF REVIEW</b>					
Personnel Services	11,445	11,445	11,674	11,907	12,146
<b>TOTAL APPROPRIATIONS FOR DEPT 101-215 247</b>	<b>11,445</b>	<b>11,445</b>	<b>11,674</b>	<b>11,907</b>	<b>12,146</b>
<b>CUSTOMER SERVICES-TREASURY OPERATIONS</b>					
Personnel Services	112,541	112,541	114,792	117,088	119,429
Pension & OPEB	73,881	73,881	75,359	76,866	78,403
Supplies & Operating Expenses	88,050	88,050	89,811	91,607	93,439
<b>TOTAL APPROPRIATIONS FOR DEPT 101-253 200</b>	<b>274,472</b>	<b>274,472</b>	<b>279,961</b>	<b>285,561</b>	<b>291,272</b>
<b>CUSTOMER SERVICES-INCOME TAX</b>					
Supplies & Operating Expenses	746,558	746,558	761,489	776,719	792,253
<b>TOTAL APPROPRIATIONS FOR DEPT 101-253 201</b>	<b>746,558</b>	<b>746,558</b>	<b>761,489</b>	<b>776,719</b>	<b>792,253</b>
<b>CUSTOMER SERVICES-WATER COLLECTION</b>					
Personnel Services	531,127	531,127	541,750	552,585	563,636
Pension & OPEB	332,464	332,464	339,113	345,896	352,813
Supplies & Operating Expenses	93,400	93,400	95,268	97,173	99,117
<b>TOTAL APPROPRIATIONS FOR DEPT 101-253 202</b>	<b>956,991</b>	<b>956,991</b>	<b>976,131</b>	<b>995,653</b>	<b>1,015,567</b>
<b>CUSTOMER SERVICE-SEWER COLLECTION</b>					
Personnel Services	522,571	522,571	533,022	543,683	554,557
Pension & OPEB	332,464	332,464	339,113	345,896	352,813

Supplies & Operating Expenses	106,900	106,900	109,038	111,219	113,443
TOTAL APPROPRIATIONS FOR DEPT 101-253.203	961,935	961,935	981,174	1,000,797	1,020,813
DELINQUENT COLLECTIONS					
Personnel Services	127,386	127,386	129,934	132,532	135,183
Pension & OPEB	82,090	82,090	83,732	85,406	87,115
Supplies & Operating Expenses	14,500	14,500	14,790	15,086	15,388
TOTAL APPROPRIATIONS FOR DEPT 101-253.204	223,976	223,976	228,456	233,025	237,685
ASSESSOR					
Personnel Services	848,100	848,100	865,062	882,363	900,011
Pension & OPEB	369,405	369,405	376,793	384,329	392,016
Supplies & Operating Expenses	86,800	86,800	88,536	90,307	92,113
Capital Outlay	1,000	1,000	1,020	1,040	1,061
TOTAL APPROPRIATIONS FOR DEPT 101-257.000	1,305,305	1,305,305	1,331,411	1,358,039	1,385,200
ELECTIONS					
Personnel Services	270,190	270,190	275,594	281,106	286,728
Pension & OPEB	164,180	164,180	167,464	170,813	174,229
Supplies & Operating Expenses	200,300	200,300	204,306	208,392	212,560
Capital Outlay	30,000	30,000	30,600	31,212	31,836
TOTAL APPROPRIATIONS FOR DEPT 101-262.000	664,670	664,670	677,963	691,523	705,353
CTY CLK ELEC DIV. - ELECTION WORKERS					
Personnel Services	332,995	332,995	339,655	346,448	353,377
Supplies & Operating Expenses	1,000	1,000	1,020	1,040	1,061
TOTAL APPROPRIATIONS FOR DEPT 101-262.110	333,995	333,995	340,675	347,488	354,438
ATTORNEY					
Personnel Services	1,182,760	1,182,760	1,206,415	1,230,544	1,255,154
Pension & OPEB	410,450	410,450	418,659	427,032	435,573
Supplies & Operating Expenses	83,400	83,400	85,068	86,769	88,505
Capital Outlay	10,000	10,000	10,200	10,404	10,612
TOTAL APPROPRIATIONS FOR DEPT 101-266.000	1,686,610	1,686,610	1,720,342	1,754,749	1,789,844
CIVIL SERVICE					
Personnel Services	38,219	38,219	38,983	39,763	40,558
Supplies & Operating Expenses	19,700	19,700	20,094	20,496	20,906
TOTAL APPROPRIATIONS FOR DEPT 101-269.000	57,919	57,919	59,077	60,259	61,464

PERSONNEL DEPARTMENT					
Personnel Services	681,483	681,483	695,113	709,015	723,195
Pension & OPEB	287,315	287,315	293,061	298,923	304,901
Supplies & Operating Expenses	93,900	93,900	95,778	97,694	99,647
TOTAL APPROPRIATIONS FOR DEPT 101-270 000	1,062,698	1,062,698	1,083,952	1,105,631	1,127,744
PERSONNEL OFFICE-PERSONNEL-TRAINING					
Supplies & Operating Expenses	20,000	20,000	20,400	20,808	21,224
TOTAL APPROPRIATIONS FOR DEPT 101-270 200	20,000	20,000	20,400	20,808	21,224
OMBUDSPERSON					
Personnel Services	228,751	228,751	233,326	237,993	242,752
Pension & OPEB	123,135	123,135	125,598	128,110	130,672
Supplies & Operating Expenses	18,500	18,500	18,870	19,247	19,632
TOTAL APPROPRIATIONS FOR DEPT 101-268 000	370,386	370,386	377,794	385,350	393,057
POLICE - FLEET					
Supplies & Operating Expenses	1,500,000	1,500,000	1,530,000	1,560,600	1,591,812
TOTAL APPROPRIATIONS FOR DEPT 101-301 200	1,500,000	1,500,000	1,530,000	1,560,600	1,591,812
OTHER POLICE					
Pension & OPEB	2,554,657	2,554,657	2,605,750	2,657,865	2,711,022
TOTAL APPROPRIATIONS FOR DEPT 101 301 999	2,554,657	2,554,657	2,605,750	2,657,865	2,711,022
POLICE ADMINISTRATION					
Personnel Services	555,584	555,584	566,696	578,030	589,590
Pension & OPEB	440,730	440,730	449,545	458,535	467,706
Supplies & Operating Expenses	21,200	21,200	21,624	22,056	22,498
Capital Outlay	4,000	4,000	4,080	4,162	4,245
TOTAL APPROPRIATIONS FOR DEPT 101-305 000	1,021,514	1,021,514	1,041,944	1,062,783	1,084,039
POLICE ADMIN BUREAU - INSPECTIONS					
Personnel Services	93,044	93,044	94,905	96,803	98,739
Pension & OPEB	73,455	73,455	74,924	76,423	77,951
Supplies & Operating Expenses	8,500	8,500	8,670	8,843	9,020
TOTAL APPROPRIATIONS FOR DEPT 101 305 200	174,999	174,999	178,499	182,069	185,710
POLICE ADMIN - CITY LOCK UP					
Supplies & Operating Expenses	3,000,000	3,000,000	3,060,000	3,121,200	3,183,624
TOTAL APPROPRIATIONS FOR DEPT 101 305 205	3,000,000	3,000,000	3,060,000	3,121,200	3,183,624
POL ADMIN - LEADS					
Supplies & Operating Expenses	10,300	10,300	10,506	10,716	10,930
TOTAL APPROPRIATIONS FOR DEPT 101 305 210	10,300	10,300	10,506	10,716	10,930
POL ADMIN INTEL SUPPORT STAFF					
Personnel Services	706,778	706,778	720,914	735,332	750,038
Pension & OPEB	734,550	734,550	749,241	764,226	779,510
Supplies & Operating Expenses	3,500	3,500	3,570	3,641	3,714
TOTAL APPROPRIATIONS FOR DEPT 101-305 400	1,444,828	1,444,828	1,473,725	1,503,199	1,533,263
POL TECH SERV-RECORDS & IDENTIFICATION					
Personnel Services	926,523	926,523	945,053	963,955	983,234
Pension & OPEB	1,024,048	1,024,048	1,044,529	1,065,420	1,086,728
Supplies & Operating Expenses	263,272	263,272	268,537	273,908	279,386
Capital Outlay	5,000	5,000	5,100	5,202	5,306
TOTAL APPROPRIATIONS FOR DEPT 101 303 200	2,218,843	2,218,843	2,263,220	2,308,484	2,354,654
POL TECH SERV-PLANNING, RESEARCH, & TRAI					
Personnel Services	3,200	3,200	3,264	3,329	3,396
Supplies & Operating Expenses	80,400	80,400	82,008	83,648	85,321
Capital Outlay	2,200	2,200	2,244	2,289	2,335
TOTAL APPROPRIATIONS FOR DEPT 101-303 201	85,800	85,800	87,516	89,266	91,052
POL TECH SERV-UNIFORMS & EQUIPMENT					
Personnel Services	335	335	342	349	356
Supplies & Operating Expenses	88,800	88,800	90,576	92,388	94,235
Capital Outlay	33,000	33,000	33,660	34,333	35,020
TOTAL APPROPRIATIONS FOR DEPT 101-303 203	122,135	122,135	124,578	127,069	129,611
POL TECH SERV - CITY IMPOUND					
Personnel Services	200	200	204	208	212
Supplies & Operating Expenses	250,000	250,000	255,000	260,100	265,302
TOTAL APPROPRIATIONS FOR DEPT 101-303 206	250,200	250,200	255,204	260,308	265,514
POL INVST OVRHD - CRIMINAL INVEST OVERH					
Personnel Services	1,649,991	1,649,991	1,682,991	1,716,651	1,750,984
Pension & OPEB	1,243,487	1,243,487	1,268,357	1,293,724	1,319,598
Supplies & Operating Expenses	12,700	12,700	12,954	13,213	13,477
Capital Outlay	6,200	6,200	6,324	6,450	6,579
TOTAL APPROPRIATIONS FOR DEPT 101-310 200	2,912,378	2,912,378	2,970,626	3,030,038	3,090,639
POL INVST OVRHD - POLICE SCHOOL LIASON					
Personnel Services	366,935	366,935	374,274	381,759	389,394
Pension & OPEB	367,275	367,275	374,621	382,113	389,755
Supplies & Operating Expenses	3,200	3,200	3,264	3,329	3,396
TOTAL APPROPRIATIONS FOR DEPT 101-310 202	737,410	737,410	752,158	767,201	782,545
POL INVST OVRHD - SPECIAL OPERATIONS					
Personnel Services	636,726	636,726	649,461	662,450	675,699
Pension & OPEB	587,640	587,640	599,393	611,381	623,608
TOTAL APPROPRIATIONS FOR DEPT 101-310 205	1,224,366	1,224,366	1,248,853	1,273,830	1,299,307



TRAFFIC & SAFETY PROGRAM					
Personnel Services	5,392,151	5,392,151	5,499,994	5,609,994	5,722,194
Pension & OPEB	4,747,937	4,747,937	4,842,896	4,939,754	5,038,549
Supplies & Operating Expenses	180,100	180,100	183,702	187,376	191,124
Capital Outlay	251,250	251,250	256,275	261,401	266,629
TOTAL APPROPRIATIONS FOR DEPT 101-315.000	10,571,438	10,571,438	10,782,867	10,998,524	11,218,495
PATROL BUREAU-K-9 UNIT					
Supplies & Operating Expenses	20,632	20,632	21,045	21,466	21,895
Capital Outlay	17,000	17,000	17,340	17,687	18,041
TOTAL APPROPRIATIONS FOR DEPT 101-315.205	37,632	37,632	38,385	39,152	39,935
PATROL BUREAU-SCHOOL CROSSING GUARDS					
Personnel Services	213,724	213,724	217,998	222,358	226,806
Supplies & Operating Expenses	1,500	1,500	1,530	1,561	1,592
TOTAL APPROPRIATIONS FOR DEPT 101-315.206	215,224	215,224	219,528	223,919	228,397
FIRE ADMINISTRATION					
Personnel Services	433,906	433,906	442,584	451,436	460,465
Pension & OPEB	367,275	367,275	374,621	382,113	389,755
Supplies & Operating Expenses	468,700	468,700	478,074	487,635	497,388
TOTAL APPROPRIATIONS FOR DEPT 101-337.000	1,269,881	1,269,881	1,295,279	1,321,184	1,347,608
FIRE ADMIN-MAINTENANCE					
Supplies & Operating Expenses	750,000	750,000	765,000	780,300	795,906
TOTAL APPROPRIATIONS FOR DEPT 101-337.201	750,000	750,000	765,000	780,300	795,906
FIRE ADMIN - TRAINING					
Personnel Services	95,887	95,887	97,805	99,761	101,756
Pension & OPEB	73,455	73,455	74,924	76,423	77,951
TOTAL APPROPRIATIONS FOR DEPT 101-337.202	169,342	169,342	172,729	176,183	179,707
OTHER FIRE ADMINISTRATION					
Pension & OPEB	1,482,224	1,482,224	1,511,868	1,542,106	1,572,948
TOTAL APPROPRIATIONS FOR DEPT 101-337.999	1,482,224	1,482,224	1,511,868	1,542,106	1,572,948
FIREFIGHTING DIVISION-FIRE STATION OVERH					
Personnel Services	4,511,405	4,511,405	4,601,633	4,693,666	4,787,539
Pension & OPEB	4,448,342	4,448,342	4,537,309	4,628,055	4,720,616
Supplies & Operating Expenses	176,200	176,200	179,724	183,318	186,985
Capital Outlay	200,000	200,000	204,000	208,080	212,242
TOTAL APPROPRIATIONS FOR DEPT 101-339.201	9,335,947	9,335,947	9,522,666	9,713,119	9,907,382
FIRE PREVENT - INSPECTION AND TRAINING					
Personnel Services	177,801	177,801	181,357	184,984	188,684
Pension & OPEB	146,910	146,910	149,848	152,845	155,902
Supplies & Operating Expenses	10,000	10,000	10,200	10,404	10,612
TOTAL APPROPRIATIONS FOR DEPT 101-341.200	334,711	334,711	341,405	348,233	355,198
PLANNING					
Personnel Services	635,774	635,774	648,489	661,459	674,688
Pension & OPEB	288,136	288,136	293,899	299,777	305,772
Supplies & Operating Expenses	99,500	99,500	101,490	103,520	105,590
TOTAL APPROPRIATIONS FOR DEPT 101-701.000	1,023,410	1,023,410	1,043,878	1,064,756	1,086,051
MEDICAL MARIJUANA COMPLIANCE					
Personnel Services	123,571	123,571	126,042	128,563	131,135
Pension & OPEB	50,075	50,075	51,077	52,098	53,140
Supplies & Operating Expenses	116,000	116,000	118,320	120,686	123,100
TOTAL APPROPRIATIONS FOR DEPT 101-703.000	289,646	289,646	295,439	301,348	307,375
FACILITIES MAINT-MUNICIPAL CENTER					
Personnel Services	354,401	354,401	361,489	368,719	376,093
Pension & OPEB	174,441	174,441	177,930	181,488	185,118
Supplies & Operating Expenses	1,377,600	1,377,600	1,405,152	1,433,255	1,461,920
Capital Outlay	10,000	10,000	10,200	10,404	10,612
TOTAL APPROPRIATIONS FOR DEPT 101-230.200	1,916,442	1,916,442	1,954,771	1,993,866	2,033,744
GOLF DIVISION - KEARSLEY LAKE GC					
Supplies & Operating Expenses	1,000	1,000	1,020	1,040	1,061
TOTAL APPROPRIATIONS FOR DEPT 101-755.210	1,000	1,000	1,020	1,040	1,061
GOLF DIVISION-MOTT PARK GC					
Supplies & Operating Expenses	12,894	12,894	13,152	13,415	13,683
TOTAL APPROPRIATIONS FOR DEPT 101-755.220	12,894	12,894	13,152	13,415	13,683
GOLF DIVISION-SWARTZ CRK GC					
Supplies & Operating Expenses	1,000	1,000	1,020	1,040	1,061
TOTAL APPROPRIATIONS FOR DEPT 101-755.230	1,000	1,000	1,020	1,040	1,061
COST ALLOCATION AND RETIREE HEALTHCARE					
Pension & OPEB	1,834,382	1,834,382	1,871,070	1,908,491	1,946,661
Supplies & Operating Expenses	3,762,458	3,762,458	3,837,707	3,914,461	3,992,751
TOTAL APPROPRIATIONS FOR DEPT 101-000.004	5,596,840	5,596,840	5,708,777	5,822,952	5,939,411
TOTAL APPROPRIATIONS FOR GENERAL FUND	66,664,194	66,664,194	67,997,478	69,357,427	70,744,576
MAJOR STREET FUND					
State Revenue	13,005,000	13,005,000	13,265,100	13,530,402	13,801,010
Charges for Services Rendered	22,500	22,500	22,950	23,409	23,877
Other Revenue	82,500	82,500	84,150	85,833	87,550
TOTAL REVENUES FOR MAJOR STREET FUND	13,110,000	13,110,000	13,372,200	13,639,644	13,912,437

TRANSPORTATION-TIP CONTRIBUTION					
Supplies & Operating Expenses	8,470,000	8,470,000	8,639,400	8,812,188	8,988,432
TOTAL APPROPRIATIONS FOR DEPT 202-450 202	8,470,000	8,470,000	8,639,400	8,812,188	8,988,432
TRANSPORTATION MAJOR AND LOCAL STREETS					
Personnel Services	260,437	260,437	265,646	270,959	276,378
Pension & OPEB	73,881	73,881	75,359	76,866	78,403
Supplies & Operating Expenses	22,900	22,900	23,358	23,825	24,302
TOTAL APPROPRIATIONS FOR DEPT 202-450 100	357,218	357,218	364,362	371,650	379,083
TRANS ENGG-ROUTINE MAINT-STRTS/REPAIRS					
Supplies & Operating Expenses	400,000	400,000	408,000	416,160	424,483
TOTAL APPROPRIATIONS FOR DEPT 202-447 200	400,000	400,000	408,000	416,160	424,483
TRAFFIC ENGINEERING SERVICE MAINTENANCE					
Personnel Services	569,311	569,311	580,697	592,311	604,157
Pension & OPEB	275,001	275,001	280,501	286,111	291,833
Supplies & Operating Expenses	1,419,850	1,419,850	1,448,247	1,477,212	1,506,756
Capital Outlay	7,500	7,500	7,650	7,803	7,959
TOTAL APPROPRIATIONS FOR DEPT 202-447 201	2,271,662	2,271,662	2,317,095	2,363,437	2,410,706
ST MAINT - SIDEWALKS-ACTS1					
Personnel Services	126,705	126,705	129,239	131,824	134,460
Pension & OPEB	57,463	57,463	58,612	59,785	60,980
Supplies & Operating Expenses	509,500	509,500	519,690	530,084	540,685
TOTAL APPROPRIATIONS FOR DEPT 202-449 200	693,668	693,668	707,541	721,692	736,126
ST MAINT-ROUTINE MAINT-STRTS/REPAIRS-ACT					
Personnel Services	788,297	788,297	804,063	820,144	836,547
Pension & OPEB	281,158	281,158	286,781	292,517	298,367
Supplies & Operating Expenses	2,795,385	2,795,385	2,851,293	2,908,319	2,966,485
Capital Outlay	340,000	340,000	346,800	353,736	360,811
Debt Service	62,633	62,633	63,886	65,163	66,467
TOTAL APPROPRIATIONS FOR DEPT 202-449 201	4,267,473	4,267,473	4,352,822	4,439,879	4,528,676
ST MAINT-WINTER MAINT-MAJOR/LOCAL ACTS1					
Personnel Services	454,666	454,666	463,759	473,035	482,495
Pension & OPEB	219,591	219,591	223,983	228,462	233,032
Supplies & Operating Expenses	460,000	460,000	469,200	478,584	488,156
Capital Outlay	-	-	-	-	-
TOTAL APPROPRIATIONS FOR DEPT 202-449 203	1,134,257	1,134,257	1,156,942	1,180,081	1,203,683
WATER CUT REPAIRS - TRANSPORTATION					
Personnel Services	105,121	105,121	107,223	109,368	111,555
Pension & OPEB	49,254	49,254	50,239	51,244	52,269
Supplies & Operating Expenses	86,000	86,000	87,720	89,474	91,264
TOTAL APPROPRIATIONS FOR DEPT 202-449 211	240,375	240,375	245,183	250,086	255,088
50/50 PROGRAM					
Supplies & Operating Expenses	100,000	100,000	102,000	104,040	106,121
TOTAL APPROPRIATIONS FOR DEPT 202-449 213	100,000	100,000	102,000	104,040	106,121
TREE MAINTENANCE - RIGHT OF WAY					
Supplies & Operating Expenses	200,000	200,000	204,000	208,080	212,242
TOTAL APPROPRIATIONS FOR DEPT 202-449 215	200,000	200,000	204,000	208,080	212,242
COST ALLOCATION AND RETIREE HEALTHCARE					
Pension & OPEB	397,585	397,585	405,537	413,647	421,920
Supplies & Operating Expenses	544,281	544,281	555,167	566,270	577,595
TOTAL APPROPRIATIONS FOR DEPT 202-000 004	941,866	941,866	960,703	979,917	999,516
DEBT SERVICE -INTEREST & FISCAL CHARGES					
Debt Service	3,497	3,497	3,567	3,638	3,711
TOTAL APPROPRIATIONS FOR DEPT 202-906 100	3,497	3,497	3,567	3,638	3,711
DEBT SERVICE - PRINCIPAL PORTION					
Debt Service	115,123	115,123	117,425	119,774	122,169
TOTAL APPROPRIATIONS FOR DEPT 202-906 150	115,123	115,123	117,425	119,774	122,169
TOTAL APPROPRIATIONS FOR MAJOR STREET FUND	19,195,139	19,195,139	19,579,042	19,970,623	20,370,035



**LOCAL STREET FUND**

State Revenue	3,565,000	3,565,000	3,636,300	3,709,026	3,783,207
Contribution	535,000	535,000	545,700	556,614	567,746
Other Revenue	45,000	45,000	45,900	46,818	47,754
<b>TOTAL REVENUES FOR LOCAL STREET FUND</b>	<b>4,145,000</b>	<b>4,145,000</b>	<b>4,227,900</b>	<b>4,312,458</b>	<b>4,398,707</b>

**TRANSPORTATION MAJOR AND LOCAL STREETS**

Personnel Services	156,080	156,080	159,202	162,386	165,633
<b>TOTAL APPROPRIATIONS FOR DEPT 203-450 100</b>	<b>156,080</b>	<b>156,080</b>	<b>159,202</b>	<b>162,386</b>	<b>165,633</b>

**TRAFFIC ENGINEERING SERVICE MAINTENANCE**

Personnel Services	198,537	198,537	202,508	206,558	210,689
Pension & OPEB	94,403	94,403	96,291	98,217	100,181
Supplies & Operating Expenses	139,500	139,500	142,290	145,136	148,039
<b>TOTAL APPROPRIATIONS FOR DEPT 203-447 201</b>	<b>432,440</b>	<b>432,440</b>	<b>441,089</b>	<b>449,911</b>	<b>458,909</b>

**ST MAINT - SIDEWALKS ACT51**

Personnel Services	130,874	130,874	133,491	136,161	138,885
Pension & OPEB	57,463	57,463	58,612	59,785	60,980
Supplies & Operating Expenses	240,000	240,000	244,800	249,696	254,690
<b>TOTAL APPROPRIATIONS FOR DEPT 203-449 200</b>	<b>428,337</b>	<b>428,337</b>	<b>436,904</b>	<b>445,642</b>	<b>454,555</b>

**ST MAINT ROUTINE MAINT STRTS/REPAIRS-ACT**

Personnel Services	855,280	855,280	872,386	889,833	907,630
Pension & OPEB	272,949	272,949	278,408	283,976	289,656
Supplies & Operating Expenses	2,677,000	2,677,000	2,730,540	2,785,151	2,840,854
Capital Outlay	514,705	514,705	524,999	535,499	546,209
<b>TOTAL APPROPRIATIONS FOR DEPT 203-449 201</b>	<b>4,319,934</b>	<b>4,319,934</b>	<b>4,406,333</b>	<b>4,494,459</b>	<b>4,584,349</b>

**ST MAINT WINTER MAINT MAJOR/LOCAL ACT51**

Personnel Services	440,499	440,499	449,309	458,295	467,461
Pension & OPEB	215,486	215,486	219,796	224,192	228,675
Supplies & Operating Expenses	213,000	213,000	217,260	221,605	226,037
<b>TOTAL APPROPRIATIONS FOR DEPT 203-449 203</b>	<b>868,985</b>	<b>868,985</b>	<b>886,365</b>	<b>904,092</b>	<b>922,174</b>

**WATER CUT REPAIRS - TRANSPORTATION**

Personnel Services	101,453	101,453	103,482	105,552	107,663
Pension & OPEB	49,254	49,254	50,239	51,244	52,269
Supplies & Operating Expenses	124,000	124,000	126,480	129,010	131,590
<b>TOTAL APPROPRIATIONS FOR DEPT 203-449 211</b>	<b>274,707</b>	<b>274,707</b>	<b>280,201</b>	<b>285,805</b>	<b>291,521</b>

**50/50 PROGRAM**

Supplies & Operating Expenses	314,000	314,000	320,280	326,686	333,219
<b>TOTAL APPROPRIATIONS FOR DEPT 203-449 213</b>	<b>314,000</b>	<b>314,000</b>	<b>320,280</b>	<b>326,686</b>	<b>333,219</b>

**TREE MAINTENANCE - RIGHT OF WAY**

Supplies & Operating Expenses	315,000	315,000	321,300	327,726	334,281
<b>TOTAL APPROPRIATIONS FOR DEPT 203-449 215</b>	<b>315,000</b>	<b>315,000</b>	<b>321,300</b>	<b>327,726</b>	<b>334,281</b>

**COST ALLOCATION AND RETIREE HEALTHCARE**

Pension & OPEB	315,975	315,975	322,295	328,740	335,315
Supplies & Operating Expenses	387,088	387,088	394,830	402,726	410,781
<b>TOTAL APPROPRIATIONS FOR DEPT 203-000 004</b>	<b>703,063</b>	<b>703,063</b>	<b>717,124</b>	<b>731,467</b>	<b>746,096</b>

**TOTAL APPROPRIATIONS FOR LOCAL STREET FUND**

	7,812,546	7,812,546	7,968,797	8,128,173	8,290,736
--	-----------	-----------	-----------	-----------	-----------

**PUBLIC SAFETY FUND**

Property Taxes	4,069,217	4,069,217	4,150,601	4,233,613	4,318,286
State Revenue	280,000	280,000	285,600	291,312	297,138
Charges for Services Rendered	20,000	20,000	20,400	20,808	21,224
<b>TOTAL REVENUES FOR PUBLIC SAFETY FUND</b>	<b>4,369,217</b>	<b>4,369,217</b>	<b>4,456,601</b>	<b>4,545,733</b>	<b>4,636,648</b>

PATROL BUREAU-PATROL - 1ST SHIFT					
Personnel Services	919,256	919,256	937,641	956,394	975,522
Pension & OPEB	877,756	877,756	895,311	913,217	931,482
TOTAL APPROPRIATIONS FOR DEPT 205-315 201	1,797,012	1,797,012	1,832,952	1,869,611	1,907,004
FIREFIGHTING DIVISION FIRE STATION OVERH					
Personnel Services	1,312,681	1,312,681	1,338,935	1,365,713	1,393,028
Pension & OPEB	1,175,279	1,175,279	1,198,785	1,222,760	1,247,215
TOTAL APPROPRIATIONS FOR DEPT 205-339 201	2,487,960	2,487,960	2,537,719	2,588,474	2,640,243
COST ALLOCATION AND RETIREE HEALTHCARE					
Supplies & Operating Expenses	751,469	751,469	766,498	781,828	797,465
TOTAL APPROPRIATIONS FOR DEPT 205-000 004	751,469	751,469	766,498	781,828	797,465
<b>TOTAL APPROPRIATIONS FOR PUBLIC SAFETY FUND</b>	<b>5,036,441</b>	<b>5,036,441</b>	<b>5,137,170</b>	<b>5,239,913</b>	<b>5,344,711</b>
<b>POLICE FUND - NEIGHBORHOOD POLICING</b>					
Property Taxes	1,339,685	1,339,685	1,366,479	1,393,808	1,421,684
State Revenue	95,000	95,000	96,900	98,838	100,815
Charges for Services Rendered	25,000	25,000	25,500	26,010	26,530
<b>TOTAL REVENUES FOR POLICE FUND - NEIGHBORHOOD POLICING</b>	<b>1,459,685</b>	<b>1,459,685</b>	<b>1,488,879</b>	<b>1,518,656</b>	<b>1,549,029</b>
PATROL BUREAU-PATROL - 4TH SHIFT					
Personnel Services	1,139,003	1,139,003	1,161,783	1,185,019	1,208,719
Pension & OPEB	658,317	658,317	671,483	684,913	698,611
Supplies & Operating Expenses	53,100	53,100	54,162	55,245	56,350
TOTAL APPROPRIATIONS FOR DEPT 207-315 204	1,850,420	1,850,420	1,887,428	1,925,177	1,963,681
COST ALLOCATION AND RETIREE HEALTHCARE					
Supplies & Operating Expenses	269,607	269,607	274,999	280,499	286,109
TOTAL APPROPRIATIONS FOR DEPT 207-000 004	269,607	269,607	274,999	280,499	286,109
<b>TOTAL APPROPRIATIONS FOR POLICE FUND - NEIGHBORHOOD POLICING</b>	<b>2,120,027</b>	<b>2,120,027</b>	<b>2,162,428</b>	<b>2,205,676</b>	<b>2,249,790</b>
<b>PARK/RECREATION FUND</b>					
Property Taxes	334,847	334,847	341,544	348,375	355,342
State Revenue	32,000	32,000	32,640	33,293	33,959
Other Revenue	1,000	1,000	1,020	1,040	1,061
<b>TOTAL REVENUES FOR PARK/RECREATION FUND</b>	<b>367,847</b>	<b>367,847</b>	<b>375,204</b>	<b>382,708</b>	<b>390,362</b>
PARKS ADMINISTRATION					
Supplies & Operating Expenses	30	30	31	31	32
TOTAL APPROPRIATIONS FOR DEPT 208-752 000	30	30	31	31	32
PARKS - FORESTRY ADMIN					
Personnel Services	83,417	83,417	85,085	86,787	88,523
Pension & OPEB	43,508	43,508	44,378	45,266	46,171
Supplies & Operating Expenses	417,600	417,600	425,952	434,471	443,160
TOTAL APPROPRIATIONS FOR DEPT 208-752 102	544,525	544,525	555,416	566,524	577,854
COST ALLOCATION AND RETIREE HEALTHCARE					
Pension & OPEB	18,484	18,484	18,854	19,231	19,615
Supplies & Operating Expenses	246,993	246,993	251,933	256,972	262,111
TOTAL APPROPRIATIONS FOR DEPT 208-000 004	265,477	265,477	270,787	276,202	281,726
<b>TOTAL APPROPRIATIONS FOR PARK/RECREATION FUND</b>	<b>810,032</b>	<b>810,032</b>	<b>826,233</b>	<b>842,757</b>	<b>859,612</b>
<b>STREET LIGHTING FUND</b>					
Special Assessment	4,007,217	4,007,217	4,087,361	4,169,109	4,252,491
<b>TOTAL REVENUES FOR STREET LIGHTING FUND</b>	<b>4,007,217</b>	<b>4,007,217</b>	<b>4,087,361</b>	<b>4,169,109</b>	<b>4,252,491</b>
STREET LIGHTING					
Personnel Services	4,225	4,225	4,310	4,396	4,484
Pension & OPEB	2,052	2,052	2,093	2,135	2,178
Supplies & Operating Expenses	2,700,000	2,700,000	2,754,000	2,809,080	2,865,262
TOTAL APPROPRIATIONS FOR DEPT 219-448 000	2,706,277	2,706,277	2,760,403	2,815,611	2,871,923
COST ALLOCATION AND RETIREE HEALTHCARE					
Pension & OPEB	872	872	889	907	925
Supplies & Operating Expenses	143,592	143,592	146,464	149,393	152,381
TOTAL APPROPRIATIONS FOR DEPT 219-000 004	144,464	144,464	147,353	150,300	153,306
<b>TOTAL APPROPRIATIONS FOR STREET LIGHTING FUND</b>	<b>2,850,741</b>	<b>2,850,741</b>	<b>2,907,756</b>	<b>2,965,911</b>	<b>3,025,229</b>
<b>RUBBISH COLLECTION FUND</b>					
Special Assessment	6,800,547	6,800,547	6,936,558	7,075,289	7,216,795
License, Permits, & Franchise Fees	1,500	1,500	1,530	1,561	1,592
<b>TOTAL REVENUES FOR RUBBISH COLLECTION FUND</b>	<b>6,802,047</b>	<b>6,802,047</b>	<b>6,938,088</b>	<b>7,076,850</b>	<b>7,218,387</b>
Pension & OPEB					
TOTAL APPROPRIATIONS FOR DEPT 226-000 001	16,043	16,043	16,364	16,691	17,025
WASTE COLLECTION - SANITATION	16,043	16,043	16,364	16,691	17,025

Personnel Services	87,700	87,700	89,454	91,243	93,068
Pension & OPEB	37,761	37,761	38,516	39,287	40,072
Supplies & Operating Expenses	6,918,400	6,918,400	7,056,768	7,197,903	7,341,861
<b>TOTAL APPROPRIATIONS FOR DEPT 226-528 201</b>	<b>7,043,861</b>	<b>7,043,861</b>	<b>7,184,738</b>	<b>7,328,433</b>	<b>7,475,002</b>
<b>WASTE COLLECTION - LITTER ABATEMENT</b>					
Supplies & Operating Expenses	21,100	21,100	21,522	21,952	22,391
<b>TOTAL APPROPRIATIONS FOR DEPT 226-528 202</b>	<b>21,100</b>	<b>21,100</b>	<b>21,522</b>	<b>21,952</b>	<b>22,391</b>
<b>WASTE COLLECTION - NEIGHBORHOOD CLEANUP</b>					
Supplies & Operating Expenses	100,000	100,000	102,000	104,040	106,121
<b>TOTAL APPROPRIATIONS FOR DEPT 226-528 205</b>	<b>100,000</b>	<b>100,000</b>	<b>102,000</b>	<b>104,040</b>	<b>106,121</b>
<b>COST ALLOCATION AND RETIREE HEALTHCARE</b>					
Supplies & Operating Expenses	90,554	90,554	92,365	94,212	96,097
<b>TOTAL APPROPRIATIONS FOR DEPT 226-000 004</b>	<b>90,554</b>	<b>90,554</b>	<b>92,365</b>	<b>94,212</b>	<b>96,097</b>
<b>TOTAL APPROPRIATIONS FOR RUBBISH COLLECTION FUND</b>	<b>7,271,558</b>	<b>7,271,558</b>	<b>7,416,989</b>	<b>7,565,329</b>	<b>7,716,636</b>
<b>EDA REVOLVING LOAN FUND</b>					
Transfers In	171,472	-	-	-	-
<b>TOTAL REVENUES FOR EDA REVOLVING LOAN FUND</b>	<b>171,472</b>	<b>-</b>	<b>-</b>	<b>-</b>	<b>-</b>
<b>EDC CITY REVOLVING LOAN FUND</b>					
Supplies & Operating Expenses	89,400	89,400	91,188	93,012	94,872
<b>TOTAL APPROPRIATIONS FOR DEPT 246-728 201</b>	<b>89,400</b>	<b>89,400</b>	<b>91,188</b>	<b>93,012</b>	<b>94,872</b>
<b>EDC CITY RLF INDUSTRIAL &amp; MANUFACTURING</b>					
Supplies & Operating Expenses	167,700	167,700	171,054	174,475	177,965
<b>TOTAL APPROPRIATIONS FOR DEPT 246-728 203</b>	<b>167,700</b>	<b>167,700</b>	<b>171,054</b>	<b>174,475</b>	<b>177,965</b>
<b>EDC - CDBG REVOLVING LOAN FUND</b>					
Supplies & Operating Expenses	169,100	169,100	172,482	175,932	179,450
<b>TOTAL APPROPRIATIONS FOR DEPT 246-728 204</b>	<b>169,100</b>	<b>169,100</b>	<b>172,482</b>	<b>175,932</b>	<b>179,450</b>
<b>TOTAL APPROPRIATIONS FOR EDA REVOLVING LOAN FUND</b>	<b>426,200</b>	<b>426,200</b>	<b>434,724</b>	<b>443,418</b>	<b>452,287</b>
<b>BUILDING DEPARTMENT FUND</b>					
Charges for Services Rendered	8,000	8,000	8,160	8,323	8,490
License, Permits, & Franchise Fees	1,385,000	1,385,000	1,412,700	1,440,954	1,469,773
<b>TOTAL REVENUES FOR BUILDING DEPARTMENT FUND</b>	<b>1,393,000</b>	<b>1,393,000</b>	<b>1,420,860</b>	<b>1,449,277</b>	<b>1,478,263</b>
<b>DEVELOPMENT - ADMINISTRATION</b>					
Personnel Services	1,468,486	1,468,486	1,497,856	1,527,813	1,558,369
Pension & OPEB	710,078	710,078	724,280	738,765	753,540
Supplies & Operating Expenses	126,220	126,220	128,744	131,319	133,946
Capital Outlay	500,000	500,000	510,000	520,200	530,604
<b>TOTAL APPROPRIATIONS FOR DEPT 249-371 100</b>	<b>2,804,784</b>	<b>2,804,784</b>	<b>2,860,880</b>	<b>2,918,097</b>	<b>2,976,459</b>
<b>COST ALLOCATION AND RETIREE HEALTHCARE</b>					
Pension & OPEB	301,676	301,676	307,710	313,864	320,141
Supplies & Operating Expenses	276,854	276,854	282,391	288,039	293,800
<b>TOTAL APPROPRIATIONS FOR DEPT 249-000 004</b>	<b>578,530</b>	<b>578,530</b>	<b>590,101</b>	<b>601,903</b>	<b>613,941</b>
<b>TOTAL APPROPRIATIONS FOR BUILDING DEPARTMENT FUND</b>	<b>3,383,314</b>	<b>3,383,314</b>	<b>3,450,980</b>	<b>3,520,000</b>	<b>3,590,400</b>
<b>DRUG LAW ENFORCEMENT FUND - ACT 251</b>					
<b>TOTAL REVENUES FOR DRUG LAW ENFORCEMENT FUND - ACT 251</b>	<b>-</b>	<b>-</b>	<b>-</b>	<b>-</b>	<b>-</b>
<b>POL INVST OVRHD - LOCAL FOREFEITURE</b>					
Personnel Services	123,360	123,360	125,827	128,344	130,911
Supplies & Operating Expenses	75,420	75,420	76,928	78,467	80,036
Capital Outlay	65,000	65,000	66,300	67,626	68,979
<b>TOTAL APPROPRIATIONS FOR DEPT 265-310 206</b>	<b>263,780</b>	<b>263,780</b>	<b>269,056</b>	<b>274,437</b>	<b>279,925</b>
<b>POL INVST OVRHD - DOJ/DEA FOREFEITURE</b>					
Personnel Services	35,981	35,981	36,701	37,435	38,183
Capital Outlay	10,000	10,000	10,200	10,404	10,612
<b>TOTAL APPROPRIATIONS FOR DEPT 265-310 207</b>	<b>45,981</b>	<b>45,981</b>	<b>46,901</b>	<b>47,839</b>	<b>48,795</b>
<b>TOTAL APPROPRIATIONS FOR DRUG LAW ENFORCEMENT FUND - ACT 251</b>	<b>309,761</b>	<b>309,761</b>	<b>315,956</b>	<b>322,275</b>	<b>328,721</b>
<b>SECTION 108 LOANS FUND</b>					
Charges for Services Rendered	450	450	459	468	478
Interest Income	176,000	176,000	179,520	183,110	186,773
Other Revenue	505,000	505,000	515,100	525,402	535,910
Transfers In	9,124	9,124	9,306	9,493	9,682
<b>TOTAL REVENUES FOR SECTION 108 LOANS FUND</b>	<b>690,574</b>	<b>690,574</b>	<b>704,385</b>	<b>718,473</b>	<b>732,843</b>
<b>SEC 108 - 500 BLOCK PROJECT</b>					
Debt Service	325,970	325,970	332,489	339,139	345,922
<b>TOTAL APPROPRIATIONS FOR DEPT 285-704 709</b>	<b>325,970</b>	<b>325,970</b>	<b>332,489</b>	<b>339,139</b>	<b>345,922</b>

## 500 BLOCK - BUS LOAN SECTION 108

Debt Service	226,463	226,463	230,992	235,612	240,324
TOTAL APPROPRIATIONS FOR DEPT 285-704 710	226,463	226,463	230,992	235,612	240,324

## SEC 108 BUS LOAN PROG

Debt Service	90,147	90,147	91,950	93,789	95,665
TOTAL APPROPRIATIONS FOR DEPT 285-704 711	90,147	90,147	91,950	93,789	95,665

## 2021 W. CARPENTER RD - SEC 108

Debt Service	115,787	115,787	118,103	120,465	122,874
TOTAL APPROPRIATIONS FOR DEPT 285-704 712	115,787	115,787	118,103	120,465	122,874

## TOTAL APPROPRIATIONS FOR SECTION 108 LOANS FUND

	758,367	758,367	773,534	789,005	804,785
--	---------	---------	---------	---------	---------

## GENERAL DEBT SERVICE FUND

Transfers In	1,696,550	1,696,550	1,730,481	1,765,091	1,800,392
TOTAL REVENUES FOR GENERAL DEBT SERVICE FUND	1,696,550	1,696,550	1,730,481	1,765,091	1,800,392

## DEBT SERVICE -INTEREST &amp; FISCAL CHARGES

Debt Service	481,550	481,550	491,181	501,005	511,025
TOTAL APPROPRIATIONS FOR DEPT 301-906 100	481,550	481,550	491,181	501,005	511,025

## DEBT SERVICE - PRINCIPAL PORTION

Debt Service	1,215,000	1,215,000	1,239,300	1,264,086	1,289,368
TOTAL APPROPRIATIONS FOR DEPT 301-906 150	1,215,000	1,215,000	1,239,300	1,264,086	1,289,368

## TOTAL APPROPRIATIONS FOR GENERAL DEBT SERVICE FUND

	1,696,550	1,696,550	1,730,481	1,765,091	1,800,392
--	-----------	-----------	-----------	-----------	-----------

## PUBLIC IMPROVEMENT FUND

Property Taxes	1,674,636	1,674,636	1,708,129	1,742,291	1,777,137
State Revenue	235,000	235,000	239,700	244,494	249,384
Interest Income	-	-	-	-	-
Other Revenue	639,000	639,000	651,780	664,816	678,112
TOTAL REVENUES FOR PUBLIC IMPROVEMENT FUND	2,548,636	2,548,636	2,599,609	2,651,601	2,704,633

## FACILITIES MAINT- MUNICIPAL CENTER

Capital Outlay	1,920,000	1,920,000	1,958,400	1,997,568	2,037,519
TOTAL APPROPRIATIONS FOR DEPT 444-230 200	1,920,000	1,920,000	1,958,400	1,997,568	2,037,519

## TRANSFERS OUT TO FUND 301

Transfers Out	1,696,550	1,696,550	1,730,481	1,765,091	1,800,392
TOTAL APPROPRIATIONS FOR DEPT 444-966 301	1,696,550	1,696,550	1,730,481	1,765,091	1,800,392

## COST ALLOCATION AND RETIREE HEALTHCARE

Supplies & Operating Expenses	332,210	332,210	338,854	345,631	352,544
TOTAL APPROPRIATIONS FOR DEPT 444-000 004	332,210	332,210	338,854	345,631	352,544

## TOTAL APPROPRIATIONS FOR PUBLIC IMPROVEMENT FUND

	3,948,760	3,948,760	4,027,735	4,108,290	4,190,456
--	-----------	-----------	-----------	-----------	-----------

## SEWER FUND

Charges for Services Rendered	25,250,000	25,250,000	25,755,000	26,270,100	26,795,502
License, Permits, & Franchise Fees	2,500	2,500	2,550	2,601	2,653
Fines & Forfeitures	550,000	550,000	561,000	572,220	583,664
Other Revenue	160,000	160,000	163,200	166,464	169,793
TOTAL REVENUES FOR SEWER FUND	25,962,500	25,962,500	26,481,750	27,011,385	27,551,613

## UTILITIES - SEWER ADMINISTRATION

Personnel Services	211,898	211,898	216,136	220,459	224,868
Pension & OPEB	75,318	75,318	76,824	78,361	79,928
Supplies & Operating Expenses	82,900	82,900	84,558	86,249	87,974
Debt Service	869,459	869,459	886,848	904,585	922,677
TOTAL APPROPRIATIONS FOR DEPT 590-536 101	1,239,575	1,239,575	1,264,367	1,289,654	1,315,447

## WATER SERVICE CENTER MANAGEMENT

Personnel Services	471,601	471,601	481,033	490,654	500,467
Pension & OPEB	184,702	184,702	188,396	192,164	196,007
Supplies & Operating Expenses	429,600	429,600	438,192	446,956	455,895
Capital Outlay	1,001,000	1,001,000	1,021,020	1,041,440	1,062,269
TOTAL APPROPRIATIONS FOR DEPT 590-540 100	2,086,903	2,086,903	2,128,641	2,171,214	2,214,638

## WSC-METER READING - SEWER

Personnel Services	522,878	522,878	533,336	544,002	554,882
Pension & OPEB	225,747	225,747	230,262	234,867	239,565
Supplies & Operating Expenses	301,000	301,000	307,020	313,160	319,424
TOTAL APPROPRIATIONS FOR DEPT 590-540 207	1,049,625	1,049,625	1,070,618	1,092,030	1,113,870

## WSC-SEWER MAINT /CONSTRUCTION

Personnel Services	2,095,341	2,095,341	2,137,248	2,179,993	2,223,593
Pension & OPEB	944,034	944,034	962,915	982,173	1,001,816
Supplies & Operating Expenses	881,600	881,600	899,232	917,217	935,561
Capital Outlay	36,000	36,000	36,720	37,454	38,203
TOTAL APPROPRIATIONS FOR DEPT 590-540 208	3,956,975	3,956,975	4,036,115	4,116,837	4,199,174

## CAPITAL IMPROVEMENT

Supplies & Operating Expenses	3,000,000	3,000,000	3,060,000	3,121,200	3,183,624
Capital Outlay	350,000	350,000	357,000	364,140	371,423

TOTAL APPROPRIATIONS FOR DEPT 590-540-300	3,350,000	3,350,000	3,417,000	3,485,340	3,555,047
WPC OPERATIONS					
Personnel Services	2,317,846	2,317,846	2,364,203	2,411,487	2,459,717
Pension & OPEB	985,079	985,079	1,004,781	1,024,876	1,045,374
Supplies & Operating Expenses	3,017,780	3,017,780	3,078,136	3,139,698	3,202,492
Capital Outlay	42,000	42,000	42,840	43,697	44,571
TOTAL APPROPRIATIONS FOR DEPT 590-550-100	6,362,705	6,362,705	6,489,959	6,619,758	6,752,153
WPC-THIRD AVE PUMP STATION					
Personnel Services	482,880	482,880	492,538	502,388	512,436
Pension & OPEB	41,045	41,045	41,866	42,703	43,557
Supplies & Operating Expenses	416,030	416,030	424,351	432,838	441,494
Capital Outlay	22,000	22,000	22,440	22,889	23,347
TOTAL APPROPRIATIONS FOR DEPT 590-550-200	961,955	961,955	981,194	1,000,818	1,020,834
WPC-MAINTENANCE EXPENSE					
Personnel Services	1,164,260	1,164,260	1,187,545	1,211,296	1,235,522
Pension & OPEB	574,630	574,630	586,123	597,845	609,802
Supplies & Operating Expenses	1,174,200	1,174,200	1,197,684	1,221,638	1,246,070
Capital Outlay	23,000	23,000	23,460	23,929	24,408
TOTAL APPROPRIATIONS FOR DEPT 590-550-202	2,936,090	2,936,090	2,994,812	3,054,708	3,115,802
WPC - CAPITAL IMPROVEMENTS					
Supplies & Operating Expenses	1,200,000	1,200,000	1,224,000	1,248,480	1,273,450
Capital Outlay	1,575,000	1,575,000	1,606,500	1,638,630	1,671,403
TOTAL APPROPRIATIONS FOR DEPT 590-550-300	2,775,000	2,775,000	2,830,500	2,887,110	2,944,852
COST ALLOCATION AND RETIREE HEALTHCARE					
Pension & OPEB	1,287,530	1,287,530	1,313,281	1,339,546	1,366,337
Supplies & Operating Expenses	2,323,060	2,323,060	2,369,521	2,416,912	2,465,250
TOTAL APPROPRIATIONS FOR DEPT 590-000-004	3,610,590	3,610,590	3,682,802	3,756,458	3,831,587
TOTAL APPROPRIATIONS FOR SEWER FUND	28,329,418	28,329,418	28,896,006	29,473,926	30,063,405
WATER FUND					
Charges for Services Rendered	28,830,000	28,830,000	29,406,600	29,994,732	30,594,627
Fines & Forfeitures	750,000	750,000	765,000	780,300	795,906
TOTAL REVENUES FOR WATER FUND	29,580,000	29,580,000	30,171,600	30,775,032	31,390,533
UTILITIES - WATER ADMINISTRATION					
Personnel Services	237,433	237,433	242,182	247,025	251,966
Pension & OPEB	85,168	85,168	86,871	88,609	90,381
Supplies & Operating Expenses	341,000	341,000	347,820	354,776	361,872
Capital Outlay	2,951,938	2,951,938	3,010,977	3,071,196	3,132,620
Debt Service	6,420,000	6,420,000	6,548,400	6,679,368	6,812,955
TOTAL APPROPRIATIONS FOR DEPT 591-536-100	10,035,539	10,035,539	10,236,250	10,440,975	10,649,794
UTILITIES - WATER CROSS CONNECTION PROG					
Personnel Services	93,877	93,877	95,755	97,670	99,623
Pension & OPEB	41,045	41,045	41,866	42,703	43,557
Supplies & Operating Expenses	650	650	663	676	690
TOTAL APPROPRIATIONS FOR DEPT 591-536-206	135,572	135,572	138,283	141,049	143,870
WATER SERVICE CENTER MANAGEMENT					
Personnel Services	356,766	356,766	363,901	371,179	378,603
Pension & OPEB	143,657	143,657	146,530	149,461	152,450
Supplies & Operating Expenses	404,900	404,900	412,998	421,258	429,683
Capital Outlay	1,001,000	1,001,000	1,021,020	1,041,440	1,062,269
TOTAL APPROPRIATIONS FOR DEPT 591-540-100	1,906,323	1,906,323	1,944,449	1,983,338	2,023,005
WSC-METER READING - WATER					
Personnel Services	505,750	505,750	515,865	526,182	536,706
Pension & OPEB	225,747	225,747	230,262	234,867	239,565
Supplies & Operating Expenses	300,000	300,000	306,000	312,120	318,362
TOTAL APPROPRIATIONS FOR DEPT 591-540-200	1,031,497	1,031,497	1,052,127	1,073,169	1,094,633
WSC WATER DISTRIBUTION MAINS					
Personnel Services	2,071,636	2,071,636	2,113,069	2,155,330	2,198,437
Pension & OPEB	1,067,169	1,067,169	1,088,512	1,110,283	1,132,488
Supplies & Operating Expenses	1,476,000	1,476,000	1,505,520	1,535,630	1,566,343
Capital Outlay	1,010,000	1,010,000	1,030,200	1,050,804	1,071,820
TOTAL APPROPRIATIONS FOR DEPT 591-540-202	5,624,805	5,624,805	5,737,301	5,852,047	5,969,088
CAPITAL IMPROVEMENT					
Supplies & Operating Expenses	2,000,000	2,000,000	2,040,000	2,080,800	2,122,416
Capital Outlay	200,000	200,000	204,000	208,080	212,242
TOTAL APPROPRIATIONS FOR DEPT 591-540-300	2,200,000	2,200,000	2,244,000	2,288,880	2,334,658
WATER PLANT - OPERATIONS					
Personnel Services	1,004,733	1,004,733	1,024,828	1,045,324	1,066,231
Pension & OPEB	472,017	472,017	481,457	491,086	500,908
Supplies & Operating Expenses	9,212,100	9,212,100	9,396,342	9,584,269	9,775,954
Capital Outlay	42,500	42,500	43,350	44,217	45,101
TOTAL APPROPRIATIONS FOR DEPT 591-545-200	10,731,350	10,731,350	10,945,977	11,164,897	11,388,194
WATER PLANT MAINTENANCE					
Personnel Services	747,625	747,625	762,578	777,829	793,386
Pension & OPEB	348,882	348,882	355,860	362,977	370,236
Supplies & Operating Expenses	401,000	401,000	409,020	417,200	425,544
Capital Outlay	50,000	50,000	51,000	52,020	53,050

TOTAL APPROPRIATIONS FOR DEPT 591 545 201	1,547,507	1,547,507	1,578,457	1,610,026	1,642,227
WATER PLANT - DAM MAINTENANCE					
Supplies & Operating Expenses	800,000	800,000	816,000	832,320	848,966
Capital Outlay	300,000	300,000	306,000	312,120	318,362
TOTAL APPROPRIATIONS FOR DEPT 591 545 203	1,100,000	1,100,000	1,122,000	1,144,440	1,167,329
WATER PLANT CAPITAL IMPROVEMENTS					
Supplies & Operating Expenses	500,000	500,000	510,000	520,200	530,604
Capital Outlay	120,000	120,000	122,400	124,848	127,345
TOTAL APPROPRIATIONS FOR DEPT 591 545 300	620,000	620,000	632,400	645,048	657,949
COST ALLOCATION AND RETIREE HEALTHCARE					
Pension & OPEB	1,012,708	1,012,708	1,032,962	1,053,621	1,074,694
Supplies & Operating Expenses	2,189,547	2,189,547	2,233,338	2,278,005	2,323,565
TOTAL APPROPRIATIONS FOR DEPT 591-000 004	3,202,255	3,202,255	3,266,300	3,331,626	3,398,259
TOTAL APPROPRIATIONS FOR WATER FUND	38,134,848	38,134,848	38,897,545	39,675,496	40,469,006