

City of Flint, Michigan

*Third Floor, City Hall
1101 S. Saginaw Street
Flint, Michigan 48502
www.cityofflint.com*



Meeting Agenda - Final

Monday June 5, 2023

5:30 PM

GENESEE COUNTY ADMINISTRATION BUILDING

SPECIAL CITY COUNCIL

*Allie Herkenroder, President, Ward 7
Ladel Lewis, Vice President, Ward 2*

*Eric Mays, Ward 1
Judy Priestley, Ward 4
Tonya Burns, Ward 6*

*Quincy Murphy, Ward 3
Jerri Winfrey-Carter, Ward 5
Dennis Pfeiffer, Ward 8*

Eva L. Worthing, Ward 9

Davina Donahue, City Clerk

This Special City Council Meeting was called for the purpose adopting a City of Flint Fiscal Year 2023-2024 Operating Budget, and Other General City Business.

CALL TO ORDER

ROLL CALL

PLEDGE OF ALLEGIANCE

PRAYER OR BLESSING

READING OF DISORDERLY PERSONS CITY CODE SUBSECTION

Any person that persists in disrupting this meeting will be in violation of Flint City Code Section 31-10, Disorderly Conduct, Assault and Battery, and Disorderly Persons, and will be subject to arrest for a misdemeanor. Any person who prevents the peaceful and orderly conduct of any meeting will be given one warning. If they persist in disrupting the meeting, that individual will be subject to arrest. Violators shall be removed from meetings.

REQUEST FOR CHANGES AND/OR ADDITIONS TO THE AGENDA

PUBLIC SPEAKING

Members of the public shall have no more than three (3) minutes per speaker during public comment. Only one speaking opportunity per speaker. Numbered speaker slips will be provided prior to the start of the meeting to those wishing to speak during this portion of the agenda. No additional speakers or slips will be accepted after the meeting begins.

COUNCIL RESPONSE

Councilmembers may respond once to all public speakers only after all public speakers have spoken. An individual Councilmember's response shall be limited to two (2) minutes and is subject to all rules.

RECONSIDERATION

[NOTE: Resolution 230153 (Resolution Approving the Appointment of Emily Doerr as Director of the Department of Planning and Development) PASSED 7-0 (Absent: Mays, Winfrey-Carter) during the May 22, 2023 City Council Meeting. It is presented here for Council's (re)consideration.]

230153 Mayoral Appointment/Planning and Development Director/Emily Doerr

Resolution resolving that the Flint City Council approves the nomination by Mayor Sheldon Neeley to appoint Emily Doerr as the Director of Planning and Development [at an annual compensation rate of \$110,000.00, with an effective date of June 12, 2023].

RESOLUTIONS (POSTPONED)

[NOTE: Resolution No. 230151 was POSTPONED from the May 22, 2023 City Council Meeting to this Special City Council agenda due to the adjournment of the 5/22 regular meeting before this resolution was considered (after its separation from the Consent Agenda).]

- 230151** Approval//2023-2025 Consolidated Plan/2023-2024 Annual Action Plan of the Consolidated Plan/U.S. Department of Housing and Urban Development (HUD)

Resolution resolving that City Officials to approve the funding amounts and projects and authorize entering into contracts for the agencies as listed for the City of Flint's FY2023-2024 Community Development Block Grant (CDBG) Program, in the amount of \$4,019,558.00, FY2023-2024 HOME Investment Partnerships Program, in the amount of \$963,438.00, and FY2023-2024 Emergency Solutions Grant (ESG) Program, in the amount of \$356,897.00, and include any program income which might become available as a result of receipt of these funds.

CONSENT AGENDA

Per the amended Rules Governing Meetings of the Flint City Council (as adopted by the City Council on Monday, February 27, 2023), the Presiding Officer or Chair may request the adoption of a "Consent Agenda". After a motion to adopt a Consent Agenda is made and seconded, the Presiding Officer or Chair shall ask for separations. Any agenda item on a Consent Agenda shall be separated at the request of any Councilmember. After any separations, there is no debate on approving the Consent Agenda - it shall be voted on or adopted without objection.

RESOLUTIONS

- 230163** Adoption/2023 Operating Millage Rate of Nineteen and Ten Hundredths (19.10) Mills/City of Flint Real and Personal Property

Resolution resolving that there be levied against every dollar of all taxable property appearing on the 2022 [2023] Assessment Rolls of the City of Flint, through the constitutional and statutory processes of County and State Equalization, a total of Nineteen and Ten Hundredths (19.10) mills, of which Seven and Fifty Hundredths (7.50) mills shall be for General City Operating Purposes; Two and Fifty Hundredths (2.50) mills shall be for retirement of debt, improvements and other purposes as provided in Section 7-201 of the Flint City Charter, as amended; Two and Zero Hundredths (2.00) mills shall be for Police Services; Fifty Hundredths (0.50) mills shall be for the purpose of improvements and maintenance of City parks, forestry and recreation services; Sixty Hundredths (0.60) mills shall be for the purpose of funding public transportation services in the city by the Mass Transportation Authority; and Six and Zero Hundredths (6.0) mills shall be for Police and Fire Services, AND, resolving that the City Assessor is authorized to prepare the City of Flint 2023 Tax Roll by spreading said taxes authorized and levied for City of Flint purposes, School purposes, and Special Authority purposes in one column of said tax roll, and the provisional parts of said rate - namely, General Operating purposes, Debt Services and Capital Improvement Programs, School purposes and Special Authority purposes - be shown on the Tax Statement.

230164 Adoption/2023 Operating Millage Rate of 1.8806 Mills/City of Flint Downtown Development Authority

Resolution authorizing that the City Council of the City of Flint adopts the levy of 1.8806 mills for the ensuing Fiscal Year 2023-2024 Downtown Development Authority operating budget.

230165 Assessment/Street Lighting Costs for Fiscal Year 2024

Resolution resolving that, effective July 1, 2023, the cost of operating, maintaining and improving street lighting, as contemplated under MCL 117.4d, shall be assessed against the special lighting district to provide for the operational costs of the current system, and to enable upgrades and improvements to street lighting throughout the city. The assessment will be collected through the property tax bill for all property owners. The amount to be assessed will be adjusted annually to reflect the projected cost for the operational, maintenance and improvement costs, and the number of property owners, AND, resolving that the cost per parcel for the July 2023 tax bill will be set at \$72.18 per parcel, AND, resolving that all funds shall be used exclusively for the purpose intended - for the payment of costs permitted under MCL 117.4d(2)(b), including engineering, financial, legal, and administrative services, and the operation and maintenance of the City street lighting system.

230166 User Fee/Municipal Solid Waste Costs for Fiscal Year 2024

Resolution resolving that, effective July 1, 2023, the cost of collecting and disposing [of solid waste] and City-related operating, maintenance and collection activities as contemplated under MCL 117.1 et seq. and MCL 141.101 et seq., shall be charged to each residential and multi-family dwelling up to four units, AND, resolving that, effective July 1, 2023, the user fee shall be \$202.56, to be charged to residential and multi-family dwellings up to four units, and the charge shall be calculated on the number of units and the charge shall be placed on the July 2023 tax bill, AND, resolving that commercial and industrial properties will not be charged as they do not receive waste collection services from the City, AND, resolving that all funds shall be used exclusively for the purpose intended - for the payment of costs permitted under MCL 117.1 et seq., and the Revenue Bond Act of 1933, Act 94 as amended, MCL 141.101 et seq., including collection and disposal, and legal and administrative services associated and appropriated for in the City's Garbage Collection Special Revenue Fund.

230167 Adoption/City of Flint Fiscal Year 2024 Budget

Resolution resolving that the Proposed FY2024 City of Flint Budget [attached as Exhibit A] as presented to City Council on March 6, 2023, is adopted consistent with the Uniform Budgeting and Accounting Act, MCL 141.421 et seq. and Section 7-101 of the Flint City Charter, AND, further resolving that the FY2024 City of Flint Budget is premised on the establishment of water and sewer rates by the Chief Financial Officer sufficient to generate the estimated revenue stated herein, and the adoption of the following tax levies, pursuant to

State statute, for a total City level of 19.10 mills: General Operating @ 7.50 mills, Public Improvement @ 2.50 mills, Police Services @ 2.00 mills, Public Transportation @ 0.60 mills, Parks and Recreation @ 0.50 mills, and Police and Fire Protection @ 6.00 mills; AND, further resolving that the City adopts the FY2024 City of Flint Budget as follows; General Fund (101), Major Street Fund (202), Local Street Fund (203), Public Safety Fund (205), Neighborhood Policing Fund (207), Parks and Recreation Fund (208), Street Lighting Fund (219), Garbage and Rubbish Fund (226), EDA Revolving Loan Fund (246), Building Inspection Fund (249), Drug Law Enforcement Fund (265), Section 108 Loans Fund (285), Debt Service (301), Public Improvement Fund (444), Sewer Fund (590), and Water Fund (591); AND, further resolving that the City establishes the estimated revenue budgets for the funds listed for the various City departments, divisions, boards, commissions, and other activities as the FY2024 City of Flint Budget.

FINAL COUNCIL COMMENTS

Final Council Comments shall be limited to two (2) minutes and are subject to all rules.

ADJOURNMENT

230153



RESOLUTION NO.: _____

PRESENTED: MAY 17 2023

ADOPTED: MAY 22 2023

**RESOLUTION APPROVING THE APPOINTMENT OF EMILY DOERR AS
DIRECTOR OF THE DEPARTMENT OF PLANNING AND DEVELOPMENT**

BY THE MAYOR:


Pursuant to §4-203(D) of the Flint City Charter and §2-91 of the Flint Code of Ordinances, the Mayor of the City of Flint hereby nominates Emily Doerr as the Director of Planning and Development, and recommends that her appointment be approved.

The Director of Planning and Development shall be paid a salary based on an annual compensation rate of \$110,000.00, paid from account 101-701.000-702.020, with an effective date of June 12, 2023.

Her resume is attached.


BE IT RESOLVED that the Flint City Council approves of the appointment of Emily Doerr as Director of Planning and Development.

APPROVED AS TO FORM:




William Kim (May 10, 2023 16:26 EDT)
William Kim, City Attorney

APPROVED AS TO FINANCE:



Jane Mager (May 10, 2023 16:27 EDT)
Jane Mager, acting CFO

FOR THE CITY OF FLINT:



Sheldon A. Neeley, Mayor

APPROVED BY CITY COUNCIL:



EMILY DOERR

*Tenacious and compassionate public sector executive leader. Optimistic, honest, organized, and energetic.
Passionate Flint resident, entrepreneur and tour guide, and engaged nonprofit board member.*

CONTACT

LINKEDIN

www.linkedin.com/in/emilymdoerr

SKILLS

Writing and Management of RFQ and RFP process (both with and w/o federal funds)

Federal / State / County / Local / Foundation grants management (writing, data collection, programmatic and financial reporting)

Working with legal staff to develop templates and draft agreements in timely fashion

Creation of new processes and roles while respecting history and legacy

Reporting to Nonprofit and Government Boards of Directors

Staff management through program transition

ProForma and Budget Development

Construction Management (currently completing online 6-course certificate at Louisiana State University)

EDUCATION

Master of Business Administration,
University of Detroit Mercy
– August 2009 to Dec 2012

Bachelor of Science, Central Michigan
University - Economics and Political
Science, minor in History
– August 2003 to May 2007

June 2020: EPA RRP Certified Renovator

EXPERIENCE

HOUSING DEVELOPMENT / COMMUNITY DEVELOPMENT –
state-level real estate development finance and policy, asset
management, commercial redevelopment, single-family housing
renovation, HOME/CDBG oversight: **7 years**

*Executive Director, Michigan State Land Bank • 10/2020 - present
VP Housing Development - Metro Community Development • 6/2018 - 10/2020
Community Econ Development Program Manager - City of Flint • 4/2016 - 6/2018*

KEY ACCOMPLISHMENTS

- Lead statewide agency in real estate development policy, advocacy, project finance (30+)
- Creation of new department at Metro and portfolio mgmt. strategy (54 housing units); led 25,000 SF commercial redevelopment project (both construction and tenant mgmt)
- Launch of a single-family acquisition/rehab/resale program that included the CDFI self-financing to help reset the market values in dis-invested neighborhoods
- Strategic and operational lead for \$3.5M annual cycle of City of Flint HOME and CDBG including staff management and Housing Investment Strategy creation
- Close-out of \$14M+ of housing-related HOME, CDBG, & NSP grants from 2009-2014

**ECONOMIC DEVELOPMENT – Business Attraction, Utilities Easement
Negotiation, Business Retention, Municipal Development Processes, and
Entrepreneurship: 5.5 years**

*Project Manager, Consumers Energy • 10/2015 - 3/2016
Business Attraction Manager, Michigan Economic Development Corporation • 8/2014 - 10/2015
Director, Community and Economic Development, City of Oak Park • 1/2013 - 5/2014
Detroit Small Business Initiatives Manager – Detroit Regional Chamber • 11/2011 - 1/2013
Founder, Hostel Detroit • 11/2010 - 11/2011; Board President November 2010 - Present*

KEY ACCOMPLISHMENTS


- Learned Right-of-Way real estate acquisition, sales, and negotiation tactics at Consumers Energy; took 40 hour Real Estate Sales course but left role prior to exam to work in leadership role at Flint City Hall during Water Crisis
- Attraction of new companies to Michigan totaling 329 new jobs and over \$20M new investment utilizing incentive packages with \$2.5M+ of incentive funds
- Passed bistro license ordinance through conservative Oak Park City Council allowing restaurants to sell beer/wine for the first time in the city's history; streamlined development process working with Planning Commission and ZBA
- Worked with City of Detroit staff to improve business permitting/licensing processes
- Founded Hostel Detroit in April 2011; with 2 FT staff it has had over 15,000 guests from 84 countries with an estimated \$3.5M local economic impact

**COMMUNITY DEVELOPMENT – County Grants Management and
Statewide Advocacy, Membership, and Training: 4 years**

*Grants Manager, Wayne Metro Community Action Agency • 1/2009 - 11/2010
Director of Membership and Special Projects, Community Economic Development
Association of MI (CEDAM) • 11/2006 - 1/2009*

KEY ACCOMPLISHMENTS

- Managed 70 grants simultaneously - total Community Action Agency budget over \$25M including ARRA funds - liaison between COO, Controller, and funders
- Compiled reports and conducted meetings with over 40 different state legislators / staff about CEDAM member impact; coordinated Real Estate Development Trainings



RESOLUTION NO.:

230151

PRESENTED:

MAY 17 2023

ADOPTED:

**Resolution Authorizing Approval of the 2023-25 Consolidated Plan,
including the 2023-24 Annual Action Plan of the Consolidated Plan and
Proposed Uses and Funding Recommendations for the U.S. Department of
Housing and Urban Development Community Development Block Grant,
HOME Investment Partnerships and Emergency Solutions Grant Funds for
the 2023-24 Program Year**

BY THE CITY ADMINISTRATOR:

The City of Flint anticipates it will receive Title I Community Development Block Grant (CDBG) entitlement funds in the amount of \$4,019,558.00 (HUD CDBG grant agreement number: B-23-MC-26-0018), HOME Investment Partnerships (HOME) entitlement funds in the amount of \$963,438.00 (HUD HOME grant agreement number: M-23-MC-26-0204), and Emergency Solutions Grant (ESG) in the amount of \$356,897.00 (HUD ESG grant agreement number: E-23-MC-260018) for federal fiscal year 2023-24, covering the period of July 1, 2023, through June 30, 2024, as well as any subsequent years that HUD continues to make any balances available to the City; pursuant to submission of an application to the U.S. Department of Housing and Urban Development (HUD).

The City of Flint anticipates receipt of program income in an amount of approximately \$50,000.00 from CDBG and \$10,000.00 from HOME repayments of rehabilitation housing loans and other eligible activities.

In order to receive this funding, the U.S. Department of Housing and Urban Development requires the City of Flint to submit a multi-year Consolidated Plan, including an annual Action Plan as a component of the Consolidated Plan. Also included as an appendix to the Consolidated Plan is the amended Citizens Participation Plan. The Consolidated Plan includes the annual Community Development Block Grant (CDBG), HOME Investment Partnerships Program (HOME), and Emergency Solutions Grant (ESG) application.

City Administration finalized funding recommendations for the proposed Action Plan in April 2023.

It is resolved, that City Officials approve the funding amounts and projects and authorize entering into contracts for the agencies listed below for the City's FY 2023-24 Community Development Block Grant program in the amount of \$4,019,558.00 FY 2023-24, HOME Investment Partnerships program in the amount of \$963,438.00, and FY 2023-24 Emergency Solutions Grant



RESOLUTION NO.: _____

PRESENTED: _____

ADOPTED: _____

Solutions Grant program in the amount of \$356,897.00 and include any program income which might become available as a result of receipt of these funds.

COMMUNITY DEVELOPMENT BLOCK GRANT (CDBG)

ADMINISTRATION/PLANNING (20% Cap) \$803,911.60

PUBLIC SERVICES

Big Brothers Big Sisters - Community Based Mentoring	\$50,531.00
YWCA - SAFE Center	\$50,000.00
CHEA Post - Incarcerated Adult Education	\$85,000.00
Neighborhood Engagement Hub - Community Toolshed	\$75,000.00
Boys and Girls Club – Great Futures Start Here	\$70,000.00
COF Office of Public Health – Healthy Homes Save Lives	\$75,000.00
<u>Metro Comm. Dev, Inc. -Homebuyer Counseling and Fair Housing Proj.</u>	<u>\$40,000.00</u>
TOTAL PUBLIC SERVICE	\$445,531.00

ECONOMIC DEVELOPMENT

<u>Best Practices Consulting Services - Flint Small Business Initiative</u>	<u>\$60,000.00</u>
TOTAL ECONOMIC DEVELOPMENT	\$60,000.00

FACILITY IMPROVEMENTS

COF Fire Dept – Acquisition of New Fire Apparatus	\$863,600.00
COF Transportation – Sidewalk Improvements	\$175,000.00
COF Facilities – Haskell Comm Center Improvements	\$ 50,000.00
COF Planning - St. John Park Kayak Launch	\$150,000.00
Greater Flint Arts Council – Elevator Repairs for Accessibility	\$175,000.00
LatinX – Community Resource Center and Park	\$120,000.00
St. Luke New Life Center – Roof Repair	\$25,600.00
<u>Flint River Watershed Coalition – Confluence Improvements</u>	<u>\$200,000.00</u>
TOTAL FACILITY IMPROVEMENTS	\$1,759,200.00

HOUSING

Carriage Town Ministries – Liberty House Ramp	\$ 16,380.00
<u>MADE Institute – North Flint Neighborhood Stabilization and Impr.</u>	<u>\$ 70,000.00</u>
TOTAL HOUSING	\$ 86,380.00

BLIGHT ELIMINATION ACTIVITIES

COF Blight Division – Demolition	\$400,000.00
<u>COF Blight Division – Comprehensive Code Enforcement</u>	<u>\$464,535.40</u>



RESOLUTION NO.: _____

PRESENTED: _____

ADOPTED: _____

TOTAL BLIGHT

ACTIVITIES	\$864,535.40
TOTAL CDBG USES	\$4,019,558.00

HOME INVESTMENT PARTNERSHIP PROGRAM (HOME)

City of Flint- HOME Admin (10% Cap)	\$ 96,343.80
Norstar RAD Consulting Solutions LLC – Clark Commons III LDHA	\$650,000.00
Communities First, Inc. – Orchard Manor (CHDO)	\$207,094.20
Communities First, Inc. – Orchard Manor CHDO Operating	\$ 10,000.00
TOTAL HOME USES:	\$963,438.00

EMERGENCY SOLUTIONS GRANT (ESG)

COF ESG ADMINISTRATION (7.5% cap)	\$26,767.28
-----------------------------------	-------------

SHELTER (OPERATIONS AND ESSENTIAL SERVICES)

Shelter of Flint - Family Emergency Shelter/Shelter	\$82,138.20
GCYC - REACH/Shelter	\$45,000.00
YWCA - Safehouse/Shelter	\$47,000.00
My Brother's Keeper - In Safe Hands/Shelter	\$40,000.00
TOTAL SHELTER	\$214,138.20

HOMELESSNESS PREVENTION

Catholic Charities One Stop - Homelessness Prevention	\$37,500.00
TOTAL HOMELESSNESS PREVENTION	\$37,500.00

RAPID RE-HOUSING

Catholic Charities One Stop - Rapid Rehousing	\$37,500.00
TOTAL RAPID RE-HOUSING	\$37,500.00

DATA COLLECTION

TBD	\$40,991.52
TOTAL DATA COLLECTION	\$40,991.52
TOTAL ESG USES	\$356,897.00



RESOLUTION NO.: _____

PRESENTED: _____

ADOPTED: _____

It is Resolved, that funds

estimated in an amount up to \$50,000 in CDBG program income received from loan repayments and other eligible activities, shall be made available for use as part of the FY 2023-24 Community Development Block Grant program and the budget amended as received;

Further Resolved, that funds in an estimated amount of up to \$10,000 in HOME program income received from proceeds of sale and housing loans, shall be made available for use as part of the FY 2023-24 HOME Investment Partnerships program and the budget amended as received;

Further Resolved, that all sub recipient agencies shall conform to the standards and bidding procedures maintained by the City of Flint and such bid processes shall be approved as to form by the Chief Legal Officer of the City of Flint. Sub recipients may not obligate any funds, incur any costs, nor implement any physical activities until the Division of Community and Economic Development has completed the Environmental Review Record and/or received a release of funds from the U.S. Department of HUD and has issued a written notice to proceed to the subrecipient.


Further Resolved, following notification that HUD has approved the 2023-24 Annual Action Plan through execution of a Grant Agreement with the City of Flint, the appropriate City Officials are authorized to do all things necessary to enter into sub-grantee agreements with the various agencies listed above.

Further Resolved, upon receipt of the official award document from HUD, CDBG funds, the estimated revenues shall be increased to recognize receipt of such funds and an appropriation in the amount of \$4,019,558.00 shall be made to the Division of Community and Economic Development to fund the FY 2023-24 Community Development Block Grant program;

Further Resolved, upon receipt of the official award document from HUD, HOME funds, the estimated revenues shall be increased to recognize receipt of such funds and an appropriation in the amount of \$963,438.00 shall be made to the Division of Community and Economic Development to fund the FY 2023-24 HOME Investment Partnerships program;

Further Resolved, upon receipt of the official award document from HUD, ESG funds, the estimated revenues shall be increased to recognize receipt of such funds and an appropriation in the amount of \$356,897.00 shall be made to the Division of Community and Economic Development to fund the FY 2023-24 Emergency Solutions Grant program;

Further resolved, that the appropriate officials are hereby authorized to do all things necessary to set up the appropriate accounts in the 279 Fund;




RESOLUTION NO.: _____

PRESENTED: _____

ADOPTED: _____

Account Name	Account Number	Grant Code	Amount
ADMINISTRATION/PLANNING (CDBG)	279-737.000-522.748	FHUD-CDBG24	803,911.60
ADMINISTRATION/PLANNING (CDBG)	279-737.000-963.000	FHUD-CDBG24	803,911.60
Big Brothers Big sisters – Community Based Mentoring	279-737.272-522.748	FHUD-CDBG24	50,531.00
Big Brothers Big sisters – Community Based Mentoring	279-737.272-805.105	FHUD-CDBG24	50,531.00
YWCA SAFE Center	279-737.530-522.748	FHUD-CDBG24	50,000.00
YWCA SAFE Center	279-737.530-805.101	FHUD-CDBG24	50,000.00
CHEA - Post Incarcerated Adult Education	279-737.284-522.748	FHUD-CDBG24	85,000.00
CHEA - Post Incarcerated Adult Education	279-737.284-805.109	FHUD-CDBG24	85,000.00
Neighborhood Engagement HUB – Community Toolshed	279-737.267-522.748	FHUD-CDBG24	75,000.00
Neighborhood Engagement HUB – Community Toolshed	279-737.267-805.126	FHUD-CDBG24	75,000.00
Boys and Girls Club	279-737.535-522.748	FHUD-CDBG24	70,000.00
Boys and Girls Club	279-737.535-805.105	FHUD-CDBG24	70,000.00
COF Office of Public Health - Healthy Homes Save Lives	279-737.193-522.748	FHUD-CDBG24	75,000.00
COF Office of Public Health - Healthy Homes Save Lives	279-737.193-963.000	FHUD-CDBG24	75,000.00
Metro Comm. Dev, Inc. -Homebuyer Counseling and Fair Housing Proj	279-737.442-522.748	FHUD-CDBG24	40,000.00
Metro Comm. Dev, Inc. -Homebuyer Counseling and Fair Housing Proj	279-737.442-805.101	FHUD-CDBG24	40,000.00
Best Practices Consulting Services – Flint Small Business Initiative	279-737.411-522.748	FHUD-CDBG24	60,000.00
Best Practices Consulting Services – Flint Small Business Initiative	279-737.411-805.429	FHUD-CDBG24	60,000.00
Acquisition of Fire Apparatus – COF Fire Department	279-737.160-522.748	FHUD-CDBG24	863,600.00
Acquisition of Fire Apparatus – COF Fire Department	279-737.160-963.000	FHUD-CDBG24	863,600.00
COF Transportation – Sidewalk Improvements	279-737.235-522.748	FHUD-CDBG24	175,000.00
COF Transportation – Sidewalk Improvements	279-737.235-963.000	FHUD-CDBG24	175,000.00
COF Facilities – Haskell Comm Center Improvements	279-737.154-522.748	FHUD-CDBG24	50,000.00
COF Facilities – Haskell Comm Center Improvements	279-737.154-805.057	FHUD-CDBG24	50,000.00
COF Planning - St. John Park Kayak Launch	279-737.214-522.748	FHUD-CDBG24	150,000.00
COF Planning - St. John Park Kayak Launch	279-737.214-805.057	FHUD-CDBG24	150,000.00
Greater Flint Arts Council – Elevator Repairs for Accessibility	279-737.408-522.748	FHUD-CDBG24	175,000.00
Greater Flint Arts Council – Elevator Repairs for Accessibility	279-737.408-805.051	FHUD-CDBG24	175,000.00
LatinX – Community Resource Center and Park	279-737.412-522.748	FHUD-CDBG24	120,000.00
LatinX – Community Resource Center and Park	279-737.412-805.056	FHUD-CDBG24	120,000.00
St. Luke New Life Center – Roof Repair	279-737.493-522.748	FHUD-CDBG24	25,600.00
St. Luke New Life Center – Roof Repair	279-737.493-805.056	FHUD-CDBG24	25,600.00



RESOLUTION NO.: _____

PRESENTED: _____

ADOPTED: _____

Flint River Watershed Coalition – Confluence Improvements	279-737.468-522.748	FHUD-CDBG24	200,000.00
Flint River Watershed Coalition – Confluence Improvements	279-737.468-805.331	FHUD-CDBG24	200,000.00
Carriage Town Ministries – Liberty House Ramp	279-737.498-522.748	FHUD-CDBG24	16,380.00
Carriage Town Ministries – Liberty House Ramp	279-737.498-805.054	FHUD-CDBG24	16,380.00
MADE Institute – North Flint Neighborhood Stabilization and Impr	279-737.276-522.748	FHUD-CDBG24	70,000.00
MADE Institute – North Flint Neighborhood Stabilization and Impr	279-737.276-805.076	FHUD-CDBG24	70,000.00
COF Blight Division – Demolition	279-737.150-522.748	FHUD-CDBG24	400,000.00
COF Blight Division – Demolition	279-737.150-805.076	FHUD-CDBG24	400,000.00
COF Blight Division – Comprehensive Code Enforcement	279-737.140-522.748	FHUD-CDBG24	464,535.40
COF Blight Division – Comprehensive Code Enforcement	279-737.140-963.000	FHUD-CDBG24	464,535.40
City of Flint- HOME Admin (10% Cap)	279-735.000-530.000	FHUD-HOME24	96,343.80
City of Flint- HOME Admin (10% Cap)	279-735.000-963.000	FHUD-HOME24	96,343.80
Norstar RAD Consulting Solutions LLC – Clark Commons III LDHA	279-735.447-530.000	FHUD-HOME24	650,000.00
Norstar RAD Consulting Solutions LLC – Clark Commons III LDHA	279-735.447-805.276	FHUD-HOME24	650,000.00
Communities First, Inc. – Orchard Manor (CHDO)	279-735.275-530.000	FHUD-HOME24	207,094.20
Communities First, Inc. – Orchard Manor (CHDO)	279-735.275-805.276	FHUD-HOME24	207,094.20
Communities First, Inc. – Orchard Manor CHDO Operating	279-735.275-530.000	FHUD-HOME24	10,000.00
Communities First, Inc. – Orchard Manor CHDO Operating	279-735.275-805.453	FHUD-HOME24	10,000.00
Administration (ESG)	279-733.000-531.000	FHUD-ESG24	26,767.28
Administration (ESG)	279-733.000-963.000	FHUD-ESG24	26,767.28
Shelter of Flint – Family Emergency Shelter - Shelter	279-733.482-531.000	FHUD-ESG24	82,138.20
Shelter of Flint – Family Emergency Shelter - Shelter	279-733.482-805.101	FHUD-ESG24	82,138.20
Genesee County Youth Corp – REACH - Shelter	279-733.390-531.000	FHUD-ESG24	45,000.00
Genesee County Youth Corp – REACH - Shelter	279-733.390-805.105	FHUD-ESG24	45,000.00
YWCA- SAFE House - Shelter	279-733.530-531.000	FHUD-ESG24	47,000.00
YWCA- SAFE House - Shelter	279-733.530-805.101	FHUD-ESG24	47,000.00
My Brother's Keeper - In Safe Hand - Shelter	279-733.450-531.000	FHUD-ESG24	40,000.00
My Brother's Keeper - In Safe Hand - Shelter	279-733.450-805.101	FHUD-ESG24	40,000.00
Catholic Charities One Stop - Homelessness Prevention	279-733.301-531.000	FHUD-ESG24	37,500.00
Catholic Charities One Stop - Homelessness Prevention	279-733.301-805.101	FHUD-ESG24	37,500.00
Catholic Charities – Rapid Rehousing	279-733.301-531.000	FHUD-ESG24	37,500.00
Catholic Charities – Rapid Rehousing	279-733.301-805.101	FHUD-ESG24	37,500.00
TBD Data Collection	279-733.101-531.000	FHUD-ESG24	40,991.52
TBD Data Collection	279-733.101-963.000	FHUD-ESG24	40,991.52




RESOLUTION NO.: _____

PRESENTED: _____

ADOPTED: _____

Further Resolved, that the appropriate city officials are hereby authorized to do all things necessary to move remaining unspent and available CDBG, HOME and ESG funds to fiscal year 2024 and any years funds remain available.

APPROVED AS TO FORM:



William Kim (May 8, 2023 18:41 EDT)

William Kim, City Attorney

APPROVED AS TO FINANCES:



Jane Mager (May 8, 2023 09:23 EDT)

Jane Mager
Acting Chief Financial Officer

BY THE CITY ADMINISTRATOR:

CLYDE D EDWARDS

CLYDE D EDWARDS (May 8, 2023 13:35 EDT)

Clyde D. Edwards, City Administrator

APPROVED BY CITY COUNCIL:

Flint City Council



CITY OF FLINT

RESOLUTION STAFF REVIEW

April 23, 2023

AGENDA ITEM TITLE:

Resolution Authorizing Approval of the 2023-25 Consolidated Plan, including the 2023-24 Annual Action Plan of the Consolidated Plan and Proposed Uses and Funding Recommendations for the U.S. Department of Housing and Urban Development Community Development Block Grant, HOME Investment Partnerships and Emergency Solutions Grant Funds for the 2023-24 Program

PREPARED BY

Suzanne Wilcox, Director, Department of Planning and Development, Community and Economic Development Division

VENDOR NAME: N/A

BACKGROUND/SUMMARY OF PROPOSED ACTION:

Approval of the attached resolution authorizes submission of the 2023-24 Annual Action Plan along with the 2023-25 Consolidated Plan, including funding recommendations for Community Development Block Grant (CDBG), HOME Investment Partnerships (HOME) Programs and Emergency Solutions Grant (ESG).

HUD has notified the City of Flint that its estimated 2022-23 allocations will be:

CDBG (B-23-MC-26-0018)	\$4,019,558.00
HOME (M-23-MC-26-0204)	\$963,438.00
ESG (E-23-MC-260018)	<u>\$356,897.00</u>
	\$5,339,893.00

City Administration finalized its recommendations in April of 2023. The final proposed recommendations are included in the attached resolution.

The Division of Community and Economic Development published a notice of opportunity to comment on April 21, 2023. A 30-day public comment period was held from April 21, 2023, to May 22, 2023, and a public hearing was held on May 2, 2023, to receive citizen comments and concerns regarding the proposed Year Annual Action Plan. The city will submit its 2023-24 Annual Action Plan to HUD by May 31, 2023.

HUD regulation 24 CFR 570.302 requires the City, prior to release of grant funds, to annually submit an Action Plan describing all activities and programs to be funded with CDBG, HOME and ESG funds for the upcoming fiscal year. The Division of Community and Economic Development requires approval of the attached resolution prior to entering into contracts with the agencies. Upon submission of the Plan, HUD has 45 days to review and approve the documents, prior to entering into contracts with the proposed sub recipients.



CITY OF FLINT

FINANCIAL IMPLICATIONS:

With HUD approval of the proposed 1-year Action Plan, the City of Flint will receive access to an estimated \$4,019,558.00 in CDBG funds, \$963,438.00 in HOME funds, and \$356,897.00 in ESG funds to carry out housing, demolition, public services, homeless, and other eligible programs.

BUDGETED EXPENDITURE? YES ☐ NO ☐ IF NO, PLEASE EXPLAIN:

Account Name	Account Number	Grant Code	Amount
ADMINISTRATION/PLANNING (CDBG)	279-737.000-522.748	FHUD-CDBG24	803,911.60
ADMINISTRATION/PLANNING (CDBG)	279-737.000-963.000	FHUD-CDBG24	803,911.60
Big Brothers Big sisters – Community Based Mentoring	279-737.272-522.748	FHUD-CDBG24	50,531.00
Big Brothers Big sisters – Community Based Mentoring	279-737.272-805.105	FHUD-CDBG24	50,531.00
YWCA SAFE Center	279-737.530-522.748	FHUD-CDBG24	50,000.00
YWCA SAFE Center	279-737.530-805.101	FHUD-CDBG24	50,000.00
CHEA - Post Incarcerated Adult Education	279-737.284-522.748	FHUD-CDBG24	85,000.00
CHEA - Post Incarcerated Adult Education	279-737.284-805.109	FHUD-CDBG24	85,000.00
Neighborhood Engagement HUB – Community Toolshed	279-737.267-522.748	FHUD-CDBG24	75,000.00
Neighborhood Engagement HUB – Community Toolshed	279-737.267-805.126	FHUD-CDBG24	75,000.00
Boys and Girls Club	279-737.535-522.748	FHUD-CDBG24	70,000.00
Boys and Girls Club	279-737.535-805.105	FHUD-CDBG24	70,000.00
COF Office of Public Health - Healthy Homes Save Lives	279-737.193-522.748	FHUD-CDBG24	75,000.00
COF Office of Public Health - Healthy Homes Save Lives	279-737.193-963.000	FHUD-CDBG24	75,000.00
Metro Comm. Dev, Inc. -Homebuyer Counseling and Fair Housing Proj	279-737.442-522.748	FHUD-CDBG24	40,000.00
Metro Comm. Dev, Inc. -Homebuyer Counseling and Fair Housing Proj	279-737.442-805.101	FHUD-CDBG24	40,000.00
Best Practices Consulting Services – Flint Small Business Initiative	279-737.411-522.748	FHUD-CDBG24	60,000.00
Best Practices Consulting Services – Flint Small Business Initiative	279-737.411-805.429	FHUD-CDBG24	60,000.00
Acquisition of Fire Apparatus – COF Fire Department	279-737.160-522.748	FHUD-CDBG24	863,600.00
Acquisition of Fire Apparatus – COF Fire Department	279-737.160-963.000	FHUD-CDBG24	863,600.00
COF Transportation – Sidewalk Improvements	279-737.235-522.748	FHUD-CDBG24	175,000.00
COF Transportation – Sidewalk Improvements	279-737.235-963.000	FHUD-CDBG24	175,000.00
COF Facilities – Haskell Comm Center Improvements	279-737.154-522.748	FHUD-CDBG24	50,000.00
COF Facilities – Haskell Comm Center Improvements	279-737.154-805.057	FHUD-CDBG24	50,000.00



CITY OF FLINT

COF Planning - St. John Park Kayak Launch	279-737.214-522.748	FHUD-CDBG24	150,000.00
COF Planning - St. John Park Kayak Launch	279-737.214-805.057	FHUD-CDBG24	150,000.00
Greater Flint Arts Council – Elevator Repairs for Accessibility	279-737.408-522.748	FHUD-CDBG24	175,000.00
Greater Flint Arts Council – Elevator Repairs for Accessibility	279-737.408-805.051	FHUD-CDBG24	175,000.00
LatinX – Community Resource Center and Park	279-737.412-522.748	FHUD-CDBG24	120,000.00
LatinX – Community Resource Center and Park	279-737.412-805.056	FHUD-CDBG24	120,000.00
St. Luke New Life Center – Roof Repair	279-737.493-522.748	FHUD-CDBG24	25,600.00
St. Luke New Life Center – Roof Repair	279-737.493-805.056	FHUD-CDBG24	25,600.00
Flint River Watershed Coalition – Confluence Improvements	279-737.468-522.748	FHUD-CDBG24	200,000.00
Flint River Watershed Coalition – Confluence Improvements	279-737.468-805.331	FHUD-CDBG24	200,000.00
Carriage Town Ministries – Liberty House Ramp	279-737.498-522.748	FHUD-CDBG24	16,380.00
Carriage Town Ministries – Liberty House Ramp	279-737.498-805.054	FHUD-CDBG24	16,380.00
MADE Institute – North Flint Neighborhood Stabilization and Impr	279-737.276-522.748	FHUD-CDBG24	70,000.00
MADE Institute – North Flint Neighborhood Stabilization and Impr	279-737.276-805.076	FHUD-CDBG24	70,000.00
COF Blight Division – Demolition	279-737.150-522.748	FHUD-CDBG24	400,000.00
COF Blight Division – Demolition	279-737.150-805.076	FHUD-CDBG24	400,000.00
COF Blight Division – Comprehensive Code Enforcement	279-737.140-522.748	FHUD-CDBG24	464,535.40
COF Blight Division – Comprehensive Code Enforcement	279-737.140-963.000	FHUD-CDBG24	464,535.40
City of Flint- HOME Admin (10% Cap)	279-735.000-530.000	FHUD-HOME24	96,343.80
City of Flint- HOME Admin (10% Cap)	279-735.000-963.000	FHUD-HOME24	96,343.80
Norstar RAD Consulting Solutions LLC – Clark Commons III LDHA	279-735.447-530.000	FHUD-HOME24	650,000.00
Norstar RAD Consulting Solutions LLC – Clark Commons III LDHA	279-735.447-805.276	FHUD-HOME24	650,000.00
Communities First, Inc. – Orchard Manor (CHDO)	279-735.275-530.000	FHUD-HOME24	207,094.20
Communities First, Inc. – Orchard Manor (CHDO)	279-735.275-805.276	FHUD-HOME24	207,094.20
Communities First, Inc. – Orchard Manor CHDO Operating	279-735.275-530.000	FHUD-HOME24	10,000.00
Communities First, Inc. – Orchard Manor CHDO Operating	279-735.275-805.453	FHUD-HOME24	10,000.00
Administration (ESG)	279-733.000-531.000	FHUD-ESG24	26,767.28
Administration (ESG)	279-733.000-963.000	FHUD-ESG24	26,767.28
Shelter of Flint – Family Emergency Shelter - Shelter	279-733.482-531.000	FHUD-ESG24	82,138.20



CITY OF FLINT

Shelter of Flint – Family Emergency Shelter - Shelter	279-733.482-805.101	FHUD-ESG24	82,138.20
Genesee County Youth Corp – REACH - Shelter	279-733.390-531.000	FHUD-ESG24	45,000.00
Genesee County Youth Corp – REACH - Shelter	279-733.390-805.105	FHUD-ESG24	45,000.00
YWCA- SAFE House - Shelter	279-733.530-531.000	FHUD-ESG24	47,000.00
YWCA- SAFE House - Shelter	279-733.530-805.101	FHUD-ESG24	47,000.00
My Brother's Keeper - In Safe Hand - Shelter	279-733.450-531.000	FHUD-ESG24	40,000.00
My Brother's Keeper - In Safe Hand - Shelter	279-733.450-805.101	FHUD-ESG24	40,000.00
Catholic Charities One Stop - Homelessness Prevention	279-733.301-531.000	FHUD-ESG24	37,500.00
Catholic Charities One Stop - Homelessness Prevention	279-733.301-805.101	FHUD-ESG24	37,500.00
Catholic Charities – Rapid Rehousing	279-733.301-531.000	FHUD-ESG24	37,500.00
Catholic Charities – Rapid Rehousing	279-733.301-805.101	FHUD-ESG24	37,500.00
TBD Data Collection	279-733.101-531.000	FHUD-ESG24	40,991.52
TBD Data Collection	279-733.101-963.000	FHUD-ESG24	40,991.52

PRE-ENCUMBERED? YES ☐ NO ☐ REQUISITION NO:

PLANNING & DEVELOPMENT ACCOUNTING SUPERVISOR: *Carissa Dotson* 5/5/23

FINANCE APPROVAL:  Date: 05/08/2023

WILL YOUR DEPARTMENT NEED A CONTRACT? YES ☐ NO ☐

(If yes, please indicate how many years for the contract) YEARS

WHEN APPLICABLE, IF MORE THAN ONE (1) YEAR, PLEASE ESTIMATE TOTAL AMOUNT FOR EACH BUDGET YEAR: (This will depend on the term of the bid proposal)

BUDGET YEAR 1

BUDGET YEAR 2

BUDGET YEAR 3

OTHER IMPLICATIONS (i.e., collective bargaining): None.

STAFF RECOMMENDATION: (PLEASE SELECT): ☒ APPROVED ☐ NOT APPROVED

DEPARTMENT HEAD SIGNATURE: _____

Suzanne Wilcox, Director, Planning and Development



230163

RESOLUTION NO.: _____

PRESENTED: JUN - 5 2023

ADOPTED: _____

**RESOLUTION TO ADOPT THE 2023 OPERATING MILLAGE RATE OF 19.1 MILLS TO BE
LEVIED ON THE TAXABLE VALUATION OF ALL REAL AND PERSONAL PROPERTY
LOCATED IN THE CITY OF FLINT**

BY THE MAYOR AND CITY COUNCIL:

The Flint City Council has determined, in accordance with the provisions of Section 7-201 of the Flint City Charter and Section 117.3(g) of the Home Rule City Act (MCL 117, Home Rule Cities), to levy Nineteen and Ten Hundredths (19.10) mills against the Taxable Valuation on all real and personal property appearing on the 2023 Assessment Roll of the City of Flint for the year 2023 as approved by the Board of Review and equalized through the constitutional and statutory processes of County and State Equalization; and

Section 7-201(A) of the Flint City Charter authorizes the levy of Ten and Zero Hundredths (10.00) mills on each dollar of Taxable Valuation of all real and personal property in the City, and further provides that Seven and Fifty Hundredths (7.50) mills of the 10.00 mills levied shall be for municipal purposes; and

Section 7-201(B) of the Flint City Charter provides that the remaining Two and Fifty Hundredths (2.50) mills of the 10.00 mills shall be utilized for the payment of bond obligations and/or public capital improvements; and

Section 7-201(A)(2) authorizes a levy of Fifty Hundredths (0.50) mill on the Taxable Valuation of all real and personal property in the City, with all revenues received being dedicated solely for the purpose of improvements and maintenance of City parks, forestry and recreation services; and

Section 7-201(A)(3) authorizes a levy of Sixty Hundredths mill (0.60) on the Taxable valuation of all real and personal property in the City, with all revenues received being dedicated to fund public transportation services in the City of Flint through the Mass Transportation Authority; and

Section 7-201(A)(4) authorizes a levy of Two and Zero Hundredths (2.00) mills on the Taxable Valuation of all real and personal property in the City, with all revenues received being dedicated for the sole purpose of providing police services; and

Section 7-201(A)(5) authorizes a levy of Six and Zero Hundredths (6.00) mills on the Taxable Valuation of all real and personal property in the City, with all revenues received being used solely for the purpose of providing police and fire protection.


IT IS RESOLVED that there shall be levied against every dollar of all taxable property appearing on the 2022 Assessment Rolls of the City of Flint, through the constitutional and statutory processes of County and State Equalization, a total of Nineteen and Ten Hundredths (19.10) mills of which Seven and Fifty Hundredths (7.50) mills shall be for General City Operating Purposes; Two and Fifty Hundredths (2.50) mills shall be for retirement of debt, improvements and other purposes as provided in Section 7-201 of the Flint City Charter, as amended; Two and Zero Hundredths (2.00) mills shall be for Police Services; Fifty Hundredths

(0.50) mill shall be for the purpose of improvements and maintenance of City parks, forestry and recreation services; Sixty Hundredths (0.60) mill shall be for the purpose of funding public transportation services in the City by the Mass Transportation Authority; and, Six and Zero Hundredths (6.0) mills shall be for Police and Fire Services.

BE IT FURTHER RESOLVED that the City Assessor be and is hereby authorized to prepare the City of Flint 2023 Tax Roll by spreading said taxes authorized and levied for City of Flint purposes, School purposes, and Special Authority purposes in one column of said tax roll, and the provisional parts of said rate; namely, General City Operating purposes, Debt Services and Capital Improvement Programs, School purposes and Special Authority purposes, be shown on the Tax Statement.

Operating Millage Name	Millage Rate
General Operating	7.50 mills
Public Improvement	2.50 mills
Police Services	2.00 mills
Public Transportation	0.60 mills
Parks & Recreation	0.50 mills
Police & Fire Protection	6.00 mills
Total	19.10 mills


APPROVED AS TO FORM:


William Kim (May 11, 2023 09:30 EDT)

William Kim, City Attorney


Sheldon A. Neeley, Mayor

APPROVED AS TO FINANCE:


Jane Mager (May 10, 2023 15:26 EDT)

Jane Mager, Acting Chief Financial Officer

CITY COUNCIL:

230164



RESOLUTION NO.: _____

PRESENTED: JUN - 5 2023

ADOPTED: _____

**RESOLUTION TO ADOPT THE 2023 OPERATING MILLAGE RATE OF 1.8806 MILLS FOR
THE CITY OF FLINT'S DOWNTOWN DEVELOPMENT AUTHORITY DISTRICT TO BE
LEVIED ON THE TAXABLE VALUATION FOR ALL REAL AND PERSONAL PROPERTY
LOCATED IN THE CITY OF FLINT'S
DOWNTOWN DEVELOPMENT AUTHORITY DISTRICT**

BY THE MAYOR AND CITY COUNCIL:

The City of Flint under P.A. 206 of 1893, as amended (MCL 211.24e) provides that a public hearing be held by a local taxing unit, which proposes to increase operating revenues over the maximum amount allowed to be levied without a hearing; and

The proposed millage rate must be established by a resolution adopted by the governing body of the taxing unit before it conducts the hearing; and


Based upon the decrease in the Taxable Valuation of all taxable real and personal property located in the Downtown Development Authority in the City of Flint, the levy of ad valorem taxes will not generate any increase in revenues which would exceed the maximum level allowed by MCL 211.24e(2), as amended.

BE IT RESOLVED, that the City Council of the City of Flint adopts the levy of 1.8806 mills for the ensuing (FY2023-2024) Downtown Development Authority operating budget.

APPROVED AS TO FORM:


William Kim (May 11, 2023 09:39 EDT)

William Kim, City Attorney
City Attorney


Sheldon A. Neeley, Mayor

APPROVED AS TO FINANCE:


Jane Mager (May 10, 2023 15:26 EDT)

Jane Mager
Acting Chief Financial Officer

CITY COUNCIL:



RESOLUTION NO.: _____

PRESENTED: _____ JUN - 5 2023

ADOPTED: _____

RESOLUTION TO ASSESS STREET LIGHTING COSTS FOR FY2024

BY THE MAYOR AND CITY COUNCIL:

Whereas, the City's General Fund cannot support the cost of operating, maintaining, and improving City street lighting. The provision of street lighting provides essential benefits with respect to the public safety and welfare of the City, its residents, and property owners. If the City stopped providing street lighting, it follows that crime would increase; the fear of crime would increase; there would be more accidents; and the quality of life and value of property would suffer; and

Whereas, the City has authority to specially assess for the cost of operating, maintaining, and improving street lighting under the Home Rule City Act, Act 279, Michigan Public Acts of 1909, as amended, MCL 117.1 *et seq.*; and

Whereas, pursuant to Emergency Manager Order No. 32, adopted June 27, 2012, a special assessment district was established for street lighting.

Whereas, the Chief Financial Officer has caused to be prepared plans and cost estimates for the continued provision of street lighting.


Whereas, the FY2023/24 budget contains an expenditure appropriation of 2,850,741 for street lighting. There are estimated to be 38,847 parcels in the City subject to this assessment. The cost of operating, maintaining, and improving street lighting will be spread equally to all parcels in the City, since all property owners benefit from a well-lit city. The fee charged per parcel will be \$72.18. This assessment remains the same from FY2022/23.

THEREFORE, BE IT IS RESOLVED that effective July 1, 2023, the cost of operating, maintaining, and improving street lighting, as contemplated under MCL 117.4d, shall be assessed against the special lighting district to provide for the operational costs of the current system, and to enable upgrades and improvements to street lighting throughout the City. The assessment will be collected through the property tax bill for all property owners. The amount to be assessed will be adjusted annually to reflect the projected cost for the operational, maintenance and improvement costs, and the number of property owners.

BE IT FURTHER RESOLVED that the cost per parcel for the July 2023 tax bill will be set at \$72.18 per parcel.


BE IT FURTHER RESOLVED that all funds shall be used exclusively for the purpose intended – for the payment of costs permitted under MCL 117.4d(2)(b), including engineering, financial, legal, administrative services, and operation and maintenance of the City street lighting system.

APPROVED AS TO FORM:



William Kim (May 11, 2023 09:30 EDT)

William Kim
City Attorney



Sheldon A. Neeley, Mayor

APPROVED AS TO FINANCE:



Jane Mager (May 10, 2023 15:26 EDT)

Jane Mager
Acting Chief Financial Officer

CITY COUNCIL:



RESOLUTION NO.: _____

PRESENTED: JUN - 5 2023

ADOPTED: _____

RESOLUTION TO SET A USER FEE FOR MUNICIPAL SOLID WASTE COSTS FOR FY2024

BY THE MAYOR AND CITY COUNCIL:

Whereas, the City's General Fund cannot support and subsidize the cost of solid waste collection and disposal. The provision of solid waste collection and disposal provides essential benefits with respect to the health, welfare, and public safety of the City, its residents, and property owners. If the City stopped providing solid waste collection and disposal services health issues would arise and there a loss of quality of life and the value of property would suffer; and

Whereas, the City has authority to collect a user fee for the cost of waste collection, disposal and related activities under the Home Rule City Act, Michigan Public Acts of 1909 as amended, MCL 117.1 et seq. and the Revenue Bond Act of 1933, Act 94, Public Acts of Michigan 1933, as amended, MCL 141.101 et seq.; and

Whereas, pursuant to Emergency Manager Order No. 28 – Brown and Emergency Manager Order No. 21 – Earley, the special 3 mill levy for waste collection was discontinued effective July 1, 2012 and a user fee structure was established based solely on costs associated with the City's waste management plan, to include waste collection, disposal and related activities and shall be proportionate to the underlying cost of the service; and

Whereas, the user fee shall be charged to residential and multi-family dwellings up to four units, and the charge shall be based on the number of units and the charge shall be placed on the tax bill; and

Whereas, commercial and industrial properties will not be charged, as they do not receive waste collection service from the City; and

Whereas, the Chief Financial Officer has caused to be prepared plans and cost estimates for the continued provision of solid waste collection and disposal along with associated costs; and

Whereas, the FY202/24 budget contains an expenditure appropriation of \$7,271,558 for solid waste collection, disposal and associated costs. There are estimated to be 31,456 parcels in the City subject to this user charge. The cost of the City's solid waste collection and disposal program along with all supporting costs shall be spread equally to all residential and multi-family dwellings. The charge established shall be \$202.56. This assessment remains the same from FY2022/23.


THEREFORE, BE IT IS RESOLVED that effective July 1, 2023, the cost of collecting, disposing and City related operating, maintenance and collection activities as contemplated under MCL 117.1 et seq and MCL 141.101 et seq., shall be charged to each residential and multi-family dwellings up to four units; and

BE IT FURTHER RESOLVED effective July 1, 2023, the user fee shall be \$202.56 to be charged to residential and multi-family dwellings up to four units, and the charge shall be calculated on the number of units and the charge shall be placed on the July 2023 tax bill; and


BE IT FURTHER RESOLVED that commercial and industrial properties will not be charged as they do not receive waste collection services from the City; and

BE IT FURTHER RESOLVED that all funds shall be used exclusively for the purpose intended – for the payment of costs permitted under MCL 117.1 et seq., and the Revenue Bond Act of 1933, Act 94 as amended MCL 141.101 et seq. including collection, disposal, legal and administrative services associated and appropriated for in the City's Garbage Collection Special Revenue Fund.


APPROVED AS TO FORM:


William Kim (May 11, 2023 09:30 EDT)

William Kim
City Attorney


Sheldon A. Neeley, Mayor

APPROVED AS TO FINANCE:


Jane Mager (May 10, 2023 15:26 EDT)

Jane Mager
Acting Chief Financial Officer

CITY COUNCIL:

230167



RESOLUTION NO.: _____

PRESENTED: JUN - 5 2023

ADOPTED: _____

RESOLUTION ADOPTING THE FY2024 CITY OF FLINT BUDGET

On March 6, 2022, Mayor Sheldon A. Neeley submitted Proposed Budgets for FY2024 and FY2025 for the City of Flint to the City Council as required by Section 7-101 of the Flint City Charter, and

The City Council conducted a Community Public Hearing on the Proposed FY2024-FY2025 Budget on March 8, 2023; and

IT IS RESOLVED that the proposed FY2024 City of Flint Budget, attached here as Exhibit A, as presented to City Council on March 6, 2023, is adopted consistent with the Uniform Budgeting and Accounting Act, MCL 141.421 *et seq*, and Section 7-101 of the Flint City Charter.

IT IS FURTHER RESOLVED, that the FY2024 City of Flint Budget is premised on the establishment of water and sewer rates by the Chief Financial Officer sufficient to generate the estimate revenue stated herein, and the adoption of the following tax levies, pursuant to State statute, for a total City level of 19.10 mills:

OPERATING MILLAGE NAME	MILLAGE RATE
General Operating	7.50 mills
Public Improvement	2.50 mills
Police Services	2.00 mills
Public Transportation	0.60 mills
Parks & Recreation	0.50 mills
Police & Fire Protection	6.00 mills
TOTAL:	19.10 mills

IT IS FURTHER RESOLVED, that the City adopts the FY2024 City of Flint Budget (attached here as Exhibit A) as follows: General Fund (101), Major Street Fund (202), Local Street Fund (203), Public Safety Fund (205), Neighborhood Policing Fund (207), Parks & Recreation Fund (208), Street Lighting Fund (219), Garbage & Rubbish Fund (226), EDA Revolving Loan Fund (246), Building Inspection Fund (249), Drug Law Enforcement Fund (265), Section 108 Loans Fund (285), Debt Service Fund (301), Public Improvement Fund (444), Sewer Fund (590), and Water Fund (591), with the following amendments:

IT IS FURTHER RESOLVED, that the City hereby establishes the estimated revenue budgets for the funds listed in Exhibit A for the various City departments, divisions, boards, commissions, and other activities as the FY2024 City of Flint Budget.

For the Mayor

Sheldon A. Neeley, Mayor

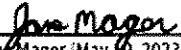
For the City Council

APPROVED AS TO FORM:


William Kim (May 11, 2023 09:30 EDT)

William Kim, City Attorney

APPROVED AS TO FINANCE:


Jane Mager (May 10, 2023 15:26 EDT)

Jane Mager, Acting Chief Financial Officer

EXHIBIT A

City of Flint
FY2023-24 Proposed Budget
FY2025-27 Projected Budget

GENERAL FUND

	FY2023-24 Proposed Budget	FY2024-25 Forecasted Budget	FY2025-26 Projected Budget	FY2026-27 Projected Budget	FY2027-28 Projected Budget
Property Taxes	6,500,000	6,500,000	6,630,000	6,762,600	6,897,852
Income Taxes	19,500,000	19,500,000	19,890,000	20,287,800	20,693,556
State Revenue	23,999,632	23,999,632	24,479,625	24,969,217	25,468,601
Charges for Services Rendered	7,667,673	7,667,673	7,821,026	7,977,447	8,136,996
License, Permits, & Franchise Fees	615,000	615,000	627,300	639,846	652,643
Fines & Forfeitures	50,000	50,000	51,000	52,020	53,060
Other Revenue	113,194	113,194	115,458	117,767	120,122
Transfers In	5,218,695	5,218,695	5,323,069	5,429,530	5,538,121
TOTAL REVENUES FOR GENERAL FUND	63,664,194	63,664,194	64,937,478	66,236,227	67,560,952

CITY COUNCIL

Personnel Services	556,610	556,610	567,742	579,097	590,679
Pension & OPEB	164,641	164,641	167,934	171,292	174,718
Supplies & Operating Expenses	415,200	415,200	423,504	431,974	440,614
Capital Outlay	35,000	35,000	35,700	36,414	37,142
TOTAL APPROPRIATIONS FOR DEPT 101-101.000	1,171,451	1,171,451	1,194,880	1,218,778	1,243,153

DISTRICT COURT

Supplies & Operating Expenses	1,115,587	1,115,587	1,137,899	1,160,657	1,183,870
TOTAL APPROPRIATIONS FOR DEPT 101-285.000	1,115,587	1,115,587	1,137,899	1,160,657	1,183,870

MAYOR

Personnel Services	818,812	818,812	835,188	851,892	868,930
Pension & OPEB	290,393	290,393	296,201	302,125	308,167
Supplies & Operating Expenses	97,500	97,500	99,450	101,439	103,468
TOTAL APPROPRIATIONS FOR DEPT 101-171.000	1,206,705	1,206,705	1,230,839	1,255,456	1,280,565

BLIGHT REMOVAL

Personnel Services	444,950	444,950	453,849	462,926	472,184
Pension & OPEB	328,360	328,360	334,927	341,626	348,458
Supplies & Operating Expenses	222,250	222,250	226,695	231,229	235,853
Capital Outlay	5,000	5,000	5,100	5,202	5,306
TOTAL APPROPRIATIONS FOR DEPT 101-732.000	1,000,560	1,000,560	1,020,571	1,040,983	1,061,802

ADMINISTRATOR

Personnel Services	388,667	388,667	396,440	404,369	412,457
Pension & OPEB	162,128	162,128	165,371	168,678	172,052
Supplies & Operating Expenses	39,550	39,550	40,341	41,148	41,971
TOTAL APPROPRIATIONS FOR DEPT 101-172.000	590,345	590,345	602,152	614,195	626,479

FINANCE-ADMIN/ACCOUNTING/PAYROLL

Personnel Services	968,795	968,795	988,171	1,007,934	1,028,093
Pension & OPEB	438,360	438,360	447,127	456,070	465,191
Supplies & Operating Expenses	318,900	318,900	325,278	331,784	338,419
TOTAL APPROPRIATIONS FOR DEPT 101-191.100	1,726,055	1,726,055	1,760,576	1,795,788	1,831,703

PURCHASING

Personnel Services	181,264	181,264	184,889	188,587	192,359
Pension & OPEB	82,090	82,090	83,732	85,406	87,115
Supplies & Operating Expenses	18,150	18,150	18,513	18,883	19,261
TOTAL APPROPRIATIONS FOR DEPT 101-233.000	281,504	281,504	287,134	292,877	298,734

CLERK

Personnel Services	193,716	193,716	197,590	201,542	205,573
Pension & OPEB	82,090	82,090	83,732	85,406	87,115
Supplies & Operating Expenses	116,000	116,000	118,320	120,686	123,100
TOTAL APPROPRIATIONS FOR DEPT 101-215.000	391,806	391,806	399,642	407,635	415,788

CITY CLERK-LICENSE AND PERMITS

Personnel Services	142,970	142,970	145,829	148,746	151,721
Pension & OPEB	82,090	82,090	83,732	85,406	87,115
Supplies & Operating Expenses	13,100	13,100	13,362	13,629	13,902
TOTAL APPROPRIATIONS FOR DEPT 101-215.200	238,160	238,160	242,923	247,782	252,737

CITY CLERK-BOARD OF REVIEW

Personnel Services	11,445	11,445	11,674	11,907	12,146
TOTAL APPROPRIATIONS FOR DEPT 101-215.247	11,445	11,445	11,674	11,907	12,146

CUSTOMER SERVICES-TREASURY OPERATIONS

Personnel Services	112,541	112,541	114,792	117,088	119,429
Pension & OPEB	73,881	73,881	75,359	76,866	78,403
Supplies & Operating Expenses	88,050	88,050	89,811	91,607	93,439
TOTAL APPROPRIATIONS FOR DEPT 101-253.200	274,472	274,472	279,961	285,561	291,272

CUSTOMER SERVICES-INCOME TAX

Supplies & Operating Expenses	746,558	746,558	761,489	776,719	792,253
TOTAL APPROPRIATIONS FOR DEPT 101-253.201	746,558	746,558	761,489	776,719	792,253

CUSTOMER SERVICES-WATER COLLECTION

Personnel Services	531,127	531,127	541,750	552,585	563,636
Pension & OPEB	332,464	332,464	339,113	345,896	352,813
Supplies & Operating Expenses	93,400	93,400	95,268	97,173	99,117
TOTAL APPROPRIATIONS FOR DEPT 101-253.202	956,991	956,991	976,131	995,653	1,015,567

CUSTOMER SERVICE-SEWER COLLECTION

Personnel Services	522,571	522,571	533,022	543,683	554,557
Pension & OPEB	332,464	332,464	339,113	345,896	352,813

Supplies & Operating Expenses	106,900	106,900	109,038	111,219	113,443
TOTAL APPROPRIATIONS FOR DEPT 101-253.203	961,935	961,935	981,174	1,000,797	1,020,813
DELINQUENT COLLECTIONS					
Personnel Services	127,386	127,386	129,934	132,532	135,183
Pension & OPEB	82,090	82,090	83,732	85,406	87,115
Supplies & Operating Expenses	14,500	14,500	14,790	15,086	15,388
TOTAL APPROPRIATIONS FOR DEPT 101-253.204	223,976	223,976	228,456	233,025	237,685
ASSESSOR					
Personnel Services	848,100	848,100	865,062	882,363	900,011
Pension & OPEB	369,405	369,405	376,793	384,329	392,016
Supplies & Operating Expenses	86,800	86,800	88,536	90,307	92,113
Capital Outlay	1,000	1,000	1,020	1,040	1,061
TOTAL APPROPRIATIONS FOR DEPT 101-257.000	1,305,305	1,305,305	1,331,411	1,358,039	1,385,200
ELECTIONS					
Personnel Services	270,190	270,190	275,594	281,106	286,728
Pension & OPEB	164,180	164,180	167,464	170,813	174,229
Supplies & Operating Expenses	200,300	200,300	204,306	208,392	212,560
Capital Outlay	30,000	30,000	30,600	31,212	31,836
TOTAL APPROPRIATIONS FOR DEPT 101-262.000	664,670	664,670	677,963	691,523	705,353
CTY CLK ELEC DIV. - ELECTION WORKERS					
Personnel Services	332,995	332,995	339,655	346,448	353,377
Supplies & Operating Expenses	1,000	1,000	1,020	1,040	1,061
TOTAL APPROPRIATIONS FOR DEPT 101-262.110	333,995	333,995	340,675	347,488	354,438
ATTORNEY					
Personnel Services	1,182,760	1,182,760	1,206,415	1,230,544	1,255,154
Pension & OPEB	410,450	410,450	418,659	427,032	435,573
Supplies & Operating Expenses	83,400	83,400	85,068	86,769	88,505
Capital Outlay	10,000	10,000	10,200	10,404	10,612
TOTAL APPROPRIATIONS FOR DEPT 101-266.000	1,686,610	1,686,610	1,720,342	1,754,749	1,789,844
CIVIL SERVICE					
Personnel Services	38,219	38,219	38,983	39,763	40,558
Supplies & Operating Expenses	19,700	19,700	20,094	20,496	20,906
TOTAL APPROPRIATIONS FOR DEPT 101-269.000	57,919	57,919	59,077	60,259	61,464

PERSONNEL DEPARTMENT					
Personnel Services	681,483	681,483	695,113	709,015	723,195
Pension & OPEB	287,315	287,315	293,061	298,923	304,901
Supplies & Operating Expenses	93,900	93,900	95,778	97,694	99,647
TOTAL APPROPRIATIONS FOR DEPT 101-270.000	1,062,698	1,062,698	1,083,952	1,105,631	1,127,744
PERSONNEL OFFICE-PERSONNEL-TRAINING					
Supplies & Operating Expenses	20,000	20,000	20,400	20,808	21,224
TOTAL APPROPRIATIONS FOR DEPT 101-270.200	20,000	20,000	20,400	20,808	21,224
OMBUODSPERSON					
Personnel Services	228,751	228,751	233,326	237,993	242,752
Pension & OPEB	123,135	123,135	125,598	128,110	130,672
Supplies & Operating Expenses	18,500	18,500	18,870	19,247	19,632
TOTAL APPROPRIATIONS FOR DEPT 101-268.000	370,386	370,386	377,794	385,350	393,057
POLICE - FLEET					
Supplies & Operating Expenses	1,500,000	1,500,000	1,530,000	1,560,600	1,591,812
TOTAL APPROPRIATIONS FOR DEPT 101-301.200	1,500,000	1,500,000	1,530,000	1,560,600	1,591,812
OTHER POLICE					
Pension & OPEB	2,554,657	2,554,657	2,605,750	2,657,865	2,711,022
TOTAL APPROPRIATIONS FOR DEPT 101-301.999	2,554,657	2,554,657	2,605,750	2,657,865	2,711,022
POLICE ADMINISTRATION					
Personnel Services	555,584	555,584	566,696	578,030	589,590
Pension & OPEB	440,730	440,730	449,545	458,535	467,706
Supplies & Operating Expenses	21,200	21,200	21,624	22,056	22,498
Capital Outlay	4,000	4,000	4,080	4,162	4,245
TOTAL APPROPRIATIONS FOR DEPT 101-305.000	1,021,514	1,021,514	1,041,944	1,062,783	1,084,039
POLICE ADMIN BUREAU - INSPECTIONS					
Personnel Services	93,044	93,044	94,905	96,803	98,739
Pension & OPEB	73,455	73,455	74,924	76,423	77,951
Supplies & Operating Expenses	8,500	8,500	8,670	8,843	9,020
TOTAL APPROPRIATIONS FOR DEPT 101-305.200	174,999	174,999	178,499	182,069	185,710
POLICE ADMIN - CITY LOCK UP					
Supplies & Operating Expenses	3,000,000	3,000,000	3,060,000	3,121,200	3,183,624
TOTAL APPROPRIATIONS FOR DEPT 101-305.205	3,000,000	3,000,000	3,060,000	3,121,200	3,183,624
POL ADMIN - LEADS					
Supplies & Operating Expenses	10,300	10,300	10,506	10,716	10,930
TOTAL APPROPRIATIONS FOR DEPT 101-305.210	10,300	10,300	10,506	10,716	10,930
POL ADMIN INTEL SUPPORT STAFF					
Personnel Services	706,778	706,778	720,914	735,332	750,038
Pension & OPEB	734,550	734,550	749,241	764,226	779,510
Supplies & Operating Expenses	3,500	3,500	3,570	3,641	3,714
TOTAL APPROPRIATIONS FOR DEPT 101-305.400	1,444,828	1,444,828	1,473,725	1,503,199	1,533,263
POL TECH SERV-RECORDS & IDENTIFICATION					
Personnel Services	926,523	926,523	945,053	963,955	983,234
Pension & OPEB	1,024,048	1,024,048	1,044,529	1,065,420	1,086,728
Supplies & Operating Expenses	263,272	263,272	268,537	273,908	279,386
Capital Outlay	5,000	5,000	5,100	5,202	5,306
TOTAL APPROPRIATIONS FOR DEPT 101-303.200	2,218,843	2,218,843	2,263,220	2,308,484	2,354,654
POL TECH SERV-PLANNING, RESEARCH, & TRAI					
Personnel Services	3,200	3,200	3,264	3,329	3,396
Supplies & Operating Expenses	80,400	80,400	82,008	83,648	85,321
Capital Outlay	2,200	2,200	2,244	2,289	2,335
TOTAL APPROPRIATIONS FOR DEPT 101-303.201	85,800	85,800	87,516	89,266	91,052
POL TECH SERV-UNIFORMS & EQUIPMENT					
Personnel Services	335	335	342	349	356
Supplies & Operating Expenses	88,800	88,800	90,576	92,388	94,235
Capital Outlay	33,000	33,000	33,660	34,333	35,020
TOTAL APPROPRIATIONS FOR DEPT 101-303.203	122,135	122,135	124,578	127,069	129,611
POL TECH SERV - CITY IMPOUND					
Personnel Services	200	200	204	208	212
Supplies & Operating Expenses	250,000	250,000	255,000	260,100	265,302
TOTAL APPROPRIATIONS FOR DEPT 101-303.206	250,200	250,200	255,204	260,308	265,514
POL INVST OVRHD - CRIMINAL INVEST OVERH					
Personnel Services	1,649,991	1,649,991	1,682,991	1,716,651	1,750,984
Pension & OPEB	1,243,487	1,243,487	1,268,357	1,293,724	1,319,598
Supplies & Operating Expenses	12,700	12,700	12,954	13,213	13,477
Capital Outlay	6,200	6,200	6,324	6,450	6,579
TOTAL APPROPRIATIONS FOR DEPT 101-310.200	2,912,378	2,912,378	2,970,626	3,030,038	3,090,639
POL INVST OVRHD - POLICE SCHOOL LIASON					
Personnel Services	366,935	366,935	374,274	381,759	389,394
Pension & OPEB	367,275	367,275	374,621	382,113	389,755
Supplies & Operating Expenses	3,200	3,200	3,264	3,329	3,396
TOTAL APPROPRIATIONS FOR DEPT 101-310.202	737,410	737,410	752,158	767,201	782,545
POL INVST OVRHD - SPECIAL OPERATIONS					
Personnel Services	636,726	636,726	649,461	662,450	675,699
Pension & OPEB	587,640	587,640	599,393	611,381	623,608
TOTAL APPROPRIATIONS FOR DEPT 101-310.205	1,224,366	1,224,366	1,248,853	1,273,830	1,299,307

TRAFFIC & SAFETY PROGRAM					
Personnel Services	5,392,151	5,392,151	5,499,994	5,609,994	5,722,194
Pension & OPEB	4,747,937	4,747,937	4,842,896	4,939,754	5,038,549
Supplies & Operating Expenses	180,100	180,100	183,702	187,376	191,124
Capital Outlay	251,250	251,250	256,275	261,401	266,629
TOTAL APPROPRIATIONS FOR DEPT 101-315.000	10,571,438	10,571,438	10,782,867	10,998,524	11,218,495
PATROL BUREAU-K-9 UNIT					
Supplies & Operating Expenses	20,632	20,632	21,045	21,466	21,895
Capital Outlay	17,000	17,000	17,340	17,687	18,041
TOTAL APPROPRIATIONS FOR DEPT 101-315.205	37,632	37,632	38,385	39,152	39,935
PATROL BUREAU-SCHOOL CROSSING GUARDS					
Personnel Services	213,724	213,724	217,998	222,358	226,806
Supplies & Operating Expenses	1,500	1,500	1,530	1,561	1,592
TOTAL APPROPRIATIONS FOR DEPT 101-315.206	215,224	215,224	219,528	223,919	228,397
FIRE ADMINISTRATION					
Personnel Services	433,906	433,906	442,584	451,436	460,465
Pension & OPEB	367,275	367,275	374,621	382,113	389,755
Supplies & Operating Expenses	468,700	468,700	478,074	487,635	497,388
TOTAL APPROPRIATIONS FOR DEPT 101-337.000	1,269,881	1,269,881	1,295,279	1,321,184	1,347,608
FIRE ADMIN-MAINTENANCE					
Supplies & Operating Expenses	750,000	750,000	765,000	780,300	795,906
TOTAL APPROPRIATIONS FOR DEPT 101-337.201	750,000	750,000	765,000	780,300	795,906
FIRE ADMIN - TRAINING					
Personnel Services	95,887	95,887	97,805	99,761	101,756
Pension & OPEB	73,455	73,455	74,924	76,423	77,951
TOTAL APPROPRIATIONS FOR DEPT 101-337.202	169,342	169,342	172,729	176,183	179,707
OTHER FIRE ADMINISTRATION					
Pension & OPEB	1,482,224	1,482,224	1,511,868	1,542,106	1,572,948
TOTAL APPROPRIATIONS FOR DEPT 101-337.999	1,482,224	1,482,224	1,511,868	1,542,106	1,572,948
FIREFIGHTING DIVISION-FIRE STATION OVERH					
Personnel Services	4,511,405	4,511,405	4,601,633	4,693,666	4,787,539
Pension & OPEB	4,448,342	4,448,342	4,537,309	4,628,055	4,720,616
Supplies & Operating Expenses	176,200	176,200	179,724	183,318	186,985
Capital Outlay	200,000	200,000	204,000	208,080	212,242
TOTAL APPROPRIATIONS FOR DEPT 101-339.201	9,335,947	9,335,947	9,522,666	9,713,119	9,907,382
FIRE PREVENT - INSPECTION AND TRAINING					
Personnel Services	177,801	177,801	181,357	184,984	188,684
Pension & OPEB	146,910	146,910	149,848	152,845	155,902
Supplies & Operating Expenses	10,000	10,000	10,200	10,404	10,612
TOTAL APPROPRIATIONS FOR DEPT 101-341.200	334,711	334,711	341,405	348,233	355,198
PLANNING					
Personnel Services	635,774	635,774	648,489	661,459	674,688
Pension & OPEB	288,136	288,136	293,899	299,777	305,772
Supplies & Operating Expenses	99,500	99,500	101,490	103,520	105,590
TOTAL APPROPRIATIONS FOR DEPT 101-701.000	1,023,410	1,023,410	1,043,878	1,064,756	1,086,051
MEDICAL MARIJUANA COMPLIANCE					
Personnel Services	123,571	123,571	126,042	128,563	131,135
Pension & OPEB	50,075	50,075	51,077	52,098	53,140
Supplies & Operating Expenses	116,000	116,000	118,320	120,686	123,100
TOTAL APPROPRIATIONS FOR DEPT 101-703.000	289,646	289,646	295,439	301,348	307,375
FACILITIES MAINT-MUNICIPAL CENTER					
Personnel Services	354,401	354,401	361,489	368,719	376,093
Pension & OPEB	174,441	174,441	177,930	181,488	185,118
Supplies & Operating Expenses	1,377,600	1,377,600	1,405,152	1,433,255	1,461,920
Capital Outlay	10,000	10,000	10,200	10,404	10,612
TOTAL APPROPRIATIONS FOR DEPT 101-230.200	1,916,442	1,916,442	1,954,771	1,993,866	2,033,744
GOLF DIVISION - KEARSLEY LAKE GC					
Supplies & Operating Expenses	1,000	1,000	1,020	1,040	1,061
TOTAL APPROPRIATIONS FOR DEPT 101-755.210	1,000	1,000	1,020	1,040	1,061
GOLF DIVISION-MOTT PARK GC					
Supplies & Operating Expenses	12,894	12,894	13,152	13,415	13,683
TOTAL APPROPRIATIONS FOR DEPT 101-755.220	12,894	12,894	13,152	13,415	13,683
GOLF DIVISION-SWARTZ CRK GC					
Supplies & Operating Expenses	1,000	1,000	1,020	1,040	1,061
TOTAL APPROPRIATIONS FOR DEPT 101-755.230	1,000	1,000	1,020	1,040	1,061
COST ALLOCATION AND RETIREE HEALTHCARE					
Pension & OPEB	1,834,382	1,834,382	1,871,070	1,908,491	1,946,661
Supplies & Operating Expenses	3,762,458	3,762,458	3,837,707	3,914,461	3,992,751
TOTAL APPROPRIATIONS FOR DEPT 101-000.004	5,596,840	5,596,840	5,708,777	5,822,952	5,939,411
TOTAL APPROPRIATIONS FOR GENERAL FUND	66,664,194	66,664,194	67,997,478	69,357,427	70,744,576
MAJOR STREET FUND					
State Revenue	13,005,000	13,005,000	13,265,100	13,530,402	13,801,010
Charges for Services Rendered	22,500	22,500	22,950	23,409	23,877
Other Revenue	82,500	82,500	84,150	85,833	87,550
TOTAL REVENUES FOR MAJOR STREET FUND	13,110,000	13,110,000	13,372,200	13,639,644	13,912,437

TRANSPORTATION-TIP CONTRIBUTION					
Supplies & Operating Expenses	8,470,000	8,470,000	8,639,400	8,812,188	8,988,432
TOTAL APPROPRIATIONS FOR DEPT 202-450 202	8,470,000	8,470,000	8,639,400	8,812,188	8,988,432
TRANSPORTATION MAJOR AND LOCAL STREETS					
Personnel Services	260,437	260,437	265,646	270,959	276,378
Pension & OPEB	73,881	73,881	75,359	76,866	78,403
Supplies & Operating Expenses	22,900	22,900	23,358	23,825	24,302
TOTAL APPROPRIATIONS FOR DEPT 202-450 100	357,218	357,218	364,362	371,650	379,083
TRANS ENGG-ROUTINE MAINT-STRTS/REPAIRS					
Supplies & Operating Expenses	400,000	400,000	408,000	416,160	424,483
TOTAL APPROPRIATIONS FOR DEPT 202-447 200	400,000	400,000	408,000	416,160	424,483
TRAFFIC ENGINEERING SERVICE MAINTENANCE					
Personnel Services	569,311	569,311	580,697	592,311	604,157
Pension & OPEB	275,001	275,001	280,501	286,111	291,833
Supplies & Operating Expenses	1,419,850	1,419,850	1,448,247	1,477,212	1,506,756
Capital Outlay	7,500	7,500	7,650	7,803	7,959
TOTAL APPROPRIATIONS FOR DEPT 202-447 201	2,271,662	2,271,662	2,317,095	2,363,437	2,410,706
ST. MAINT - SIDEWALKS-ACT51					
Personnel Services	126,705	126,705	129,239	131,824	134,460
Pension & OPEB	57,463	57,463	58,612	59,785	60,980
Supplies & Operating Expenses	509,500	509,500	519,690	530,084	540,685
TOTAL APPROPRIATIONS FOR DEPT 202-449 200	693,668	693,668	707,541	721,692	736,126
ST MAINT-ROUTINE MAINT-STRTS/REPAIRS-ACT					
Personnel Services	788,297	788,297	804,063	820,144	836,547
Pension & OPEB	281,158	281,158	286,781	292,517	298,367
Supplies & Operating Expenses	2,795,385	2,795,385	2,851,293	2,908,319	2,966,485
Capital Outlay	340,000	340,000	346,800	353,736	360,811
Debt Service	62,633	62,633	63,886	65,163	66,467
TOTAL APPROPRIATIONS FOR DEPT 202-449 201	4,267,473	4,267,473	4,352,822	4,439,879	4,528,676
ST MAINT-WINTER MAINT-MAJOR/LOCAL-ACT51					
Personnel Services	454,666	454,666	463,759	473,035	482,495
Pension & OPEB	219,591	219,591	223,983	228,462	233,032
Supplies & Operating Expenses	460,000	460,000	469,200	478,584	488,156
Capital Outlay	-	-	-	-	-
TOTAL APPROPRIATIONS FOR DEPT 202-449 203	1,134,257	1,134,257	1,156,942	1,180,081	1,203,683
WATER CUT REPAIRS - TRANSPORTATION					
Personnel Services	105,121	105,121	107,223	109,368	111,555
Pension & OPEB	49,254	49,254	50,239	51,244	52,269
Supplies & Operating Expenses	86,000	86,000	87,720	89,474	91,264
TOTAL APPROPRIATIONS FOR DEPT 202-449 211	240,375	240,375	245,183	250,086	255,088
50/50 PROGRAM					
Supplies & Operating Expenses	100,000	100,000	102,000	104,040	106,121
TOTAL APPROPRIATIONS FOR DEPT 202-449 213	100,000	100,000	102,000	104,040	106,121
TREE MAINTENANCE - RIGHT OF WAY					
Supplies & Operating Expenses	200,000	200,000	204,000	208,080	212,242
TOTAL APPROPRIATIONS FOR DEPT 202-449 215	200,000	200,000	204,000	208,080	212,242
COST ALLOCATION AND RET:REE HEALTHCARE					
Pension & OPEB	397,585	397,585	405,537	413,647	421,920
Supplies & Operating Expenses	544,281	544,281	555,167	566,270	577,595
TOTAL APPROPRIATIONS FOR DEPT 202-000 004	941,866	941,866	960,703	979,917	999,516
DEBT SERVICE -INTEREST & FISCAL CHARGES					
Debt Service	3,497	3,497	3,567	3,638	3,711
TOTAL APPROPRIATIONS FOR DEPT 202-906 100	3,497	3,497	3,567	3,638	3,711
DEBT SERVICE - PRINCIPAL PORTION					
Debt Service	115,123	115,123	117,425	119,774	122,169
TOTAL APPROPRIATIONS FOR DEPT 202-906 150	115,123	115,123	117,425	119,774	122,169
TOTAL APPROPRIATIONS FOR MAJOR STREET FUND	19,195,139	19,195,139	19,579,042	19,970,623	20,370,035

LOCAL STREET FUND

State Revenue	3,565,000	3,565,000	3,636,300	3,709,026	3,783,207
Contribution	535,000	535,000	545,700	556,614	567,746
Other Revenue	45,000	45,000	45,900	46,818	47,754
TOTAL REVENUES FOR LOCAL STREET FUND	4,145,000	4,145,000	4,227,900	4,312,458	4,398,707

TRANSPORTATION MAJOR AND LOCAL STREETS

Personnel Services	156,080	156,080	159,202	162,386	165,633
TOTAL APPROPRIATIONS FOR DEPT 203-450.100	156,080	156,080	159,202	162,386	165,633

TRAFFIC ENGINEERING SERVICE MAINTENANCE

Personnel Services	198,537	198,537	202,508	206,558	210,689
Pension & OPEB	94,403	94,403	96,291	98,217	100,181
Supplies & Operating Expenses	139,500	139,500	142,290	145,136	148,039
TOTAL APPROPRIATIONS FOR DEPT 203-447.201	432,440	432,440	441,089	449,911	458,909

ST. MAINT - SIDEWALKS-ACT51

Personnel Services	130,874	130,874	133,491	136,161	138,885
Pension & OPEB	57,463	57,463	58,612	59,785	60,980
Supplies & Operating Expenses	240,000	240,000	244,800	249,696	254,690
TOTAL APPROPRIATIONS FOR DEPT 203-449.200	428,337	428,337	436,904	445,642	454,555

ST MAINT-ROUTINE MAINT-STRTS/REPAIRS-ACT

Personnel Services	855,280	855,280	872,386	889,833	907,630
Pension & OPEB	272,949	272,949	278,408	283,976	289,656
Supplies & Operating Expenses	2,677,000	2,677,000	2,730,540	2,785,151	2,840,854
Capital Outlay	514,705	514,705	524,999	535,499	546,209
TOTAL APPROPRIATIONS FOR DEPT 203-449.201	4,319,934	4,319,934	4,406,333	4,494,459	4,584,349

ST MAINT-WINTER MAINT-MAJOR/LOCAL-ACT51

Personnel Services	440,499	440,499	449,309	458,295	467,461
Pension & OPEB	215,486	215,486	219,796	224,192	228,675
Supplies & Operating Expenses	213,000	213,000	217,260	221,605	226,037
TOTAL APPROPRIATIONS FOR DEPT 203-449.203	868,985	868,985	886,365	904,092	922,174

WATER CUT REPAIRS - TRANSPORTATION

Personnel Services	101,453	101,453	103,482	105,552	107,663
Pension & OPEB	49,254	49,254	50,239	51,244	52,269
Supplies & Operating Expenses	124,000	124,000	126,480	129,010	131,590
TOTAL APPROPRIATIONS FOR DEPT 203-449.211	274,707	274,707	280,201	285,805	291,521

50/50 PROGRAM

Supplies & Operating Expenses	314,000	314,000	320,280	326,686	333,219
TOTAL APPROPRIATIONS FOR DEPT 203-449.213	314,000	314,000	320,280	326,686	333,219

TREE MAINTENANCE - RIGHT OF WAY

Supplies & Operating Expenses	315,000	315,000	321,300	327,726	334,281
TOTAL APPROPRIATIONS FOR DEPT 203-449.215	315,000	315,000	321,300	327,726	334,281

COST ALLOCATION AND RETIREE HEALTHCARE

Pension & OPEB	315,975	315,975	322,295	328,740	335,315
Supplies & Operating Expenses	387,088	387,088	394,830	402,726	410,781
TOTAL APPROPRIATIONS FOR DEPT 203-000.004	703,063	703,063	717,124	731,467	746,096

TOTAL APPROPRIATIONS FOR LOCAL STREET FUND

	7,812,546	7,812,546	7,968,797	8,128,173	8,290,736
--	------------------	------------------	------------------	------------------	------------------

PUBLIC SAFETY FUND

Property Taxes	4,069,217	4,069,217	4,150,601	4,233,613	4,318,286
State Revenue	280,000	280,000	285,600	291,312	297,138
Charges for Services Rendered	20,000	20,000	20,400	20,808	21,224
TOTAL REVENUES FOR PUBLIC SAFETY FUND	4,369,217	4,369,217	4,456,601	4,545,733	4,636,648

PATROL BUREAU-PATROL - 1ST SHIFT					
Personnel Services	919,256	919,256	937,641	956,394	975,522
Pension & OPEB	877,756	877,756	895,311	913,217	931,482
TOTAL APPROPRIATIONS FOR DEPT 205-315.201	1,797,012	1,797,012	1,832,952	1,869,611	1,907,004
FIREFIGHTING DIVISION-FIRE STATION OVERH					
Personnel Services	1,312,681	1,312,681	1,338,935	1,365,713	1,393,028
Pension & OPEB	1,175,279	1,175,279	1,198,785	1,222,760	1,247,215
TOTAL APPROPRIATIONS FOR DEPT 205-339.201	2,487,960	2,487,960	2,537,719	2,588,474	2,640,243
COST ALLOCATION AND RETIREE HEALTHCARE					
Supplies & Operating Expenses	751,469	751,469	766,498	781,828	797,465
TOTAL APPROPRIATIONS FOR DEPT 205-000.004	751,469	751,469	766,498	781,828	797,465
TOTAL APPROPRIATIONS FOR PUBLIC SAFETY FUND	5,036,441	5,036,441	5,137,170	5,239,913	5,344,711
POLICE FUND - NEIGHBORHOOD POLICING					
Property Taxes	1,339,685	1,339,685	1,366,479	1,393,808	1,421,684
State Revenue	95,000	95,000	96,900	98,838	100,815
Charges for Services Rendered	25,000	25,000	25,500	26,010	26,530
TOTAL REVENUES FOR POLICE FUND - NEIGHBORHOOD POLICING	1,459,685	1,459,685	1,488,879	1,518,656	1,549,029
PATROL BUREAU-PATROL - 4TH SHIFT					
Personnel Services	1,139,003	1,139,003	1,161,783	1,185,019	1,208,719
Pension & OPEB	658,317	658,317	671,483	684,913	698,611
Supplies & Operating Expenses	53,100	53,100	54,162	55,245	56,350
TOTAL APPROPRIATIONS FOR DEPT 207-315.204	1,850,420	1,850,420	1,887,428	1,925,177	1,963,681
COST ALLOCATION AND RETIREE HEALTHCARE					
Supplies & Operating Expenses	269,607	269,607	274,999	280,499	286,109
TOTAL APPROPRIATIONS FOR DEPT 207-000.004	269,607	269,607	274,999	280,499	286,109
TOTAL APPROPRIATIONS FOR POLICE FUND - NEIGHBORHOOD POLICING	2,120,027	2,120,027	2,162,428	2,205,676	2,249,790
PARK/RECREATION FUND					
Property Taxes	334,847	334,847	341,544	348,375	355,342
State Revenue	32,000	32,000	32,640	33,293	33,959
Other Revenue	1,000	1,000	1,020	1,040	1,061
TOTAL REVENUES FOR PARK/RECREATION FUND	367,847	367,847	375,204	382,708	390,362
PARKS ADMINISTRATION					
Supplies & Operating Expenses	30	30	31	31	32
TOTAL APPROPRIATIONS FOR DEPT 208-752.000	30	30	31	31	32
PARKS - FORESTRY ADMIN					
Personnel Services	83,417	83,417	85,085	86,787	88,523
Pension & OPEB	43,508	43,508	44,378	45,266	46,171
Supplies & Operating Expenses	417,600	417,600	425,952	434,471	443,160
TOTAL APPROPRIATIONS FOR DEPT 208-752.102	544,525	544,525	555,416	566,524	577,854
COST ALLOCATION AND RETIREE HEALTHCARE					
Pension & OPEB	18,484	18,484	18,854	19,231	19,615
Supplies & Operating Expenses	246,993	246,993	251,933	256,972	262,111
TOTAL APPROPRIATIONS FOR DEPT 208-000.004	265,477	265,477	270,787	276,202	281,726
TOTAL APPROPRIATIONS FOR PARK/RECREATION FUND	810,032	810,032	826,233	842,757	859,612
STREET LIGHTING FUND					
Special Assessment	4,007,217	4,007,217	4,087,361	4,169,109	4,252,491
TOTAL REVENUES FOR STREET LIGHTING FUND	4,007,217	4,007,217	4,087,361	4,169,109	4,252,491
STREET LIGHTING					
Personnel Services	4,225	4,225	4,310	4,396	4,484
Pension & OPEB	2,052	2,052	2,093	2,135	2,178
Supplies & Operating Expenses	2,700,000	2,700,000	2,754,000	2,809,080	2,865,262
TOTAL APPROPRIATIONS FOR DEPT 219-448.000	2,706,277	2,706,277	2,760,403	2,815,611	2,871,923
COST ALLOCATION AND RETIREE HEALTHCARE					
Pension & OPEB	872	872	889	907	925
Supplies & Operating Expenses	143,592	143,592	146,464	149,393	152,381
TOTAL APPROPRIATIONS FOR DEPT 219-000.004	144,464	144,464	147,353	150,300	153,306
TOTAL APPROPRIATIONS FOR STREET LIGHTING FUND	2,850,741	2,850,741	2,907,756	2,965,911	3,025,229
RUBBISH COLLECTION FUND					
Special Assessment	6,800,547	6,800,547	6,936,558	7,075,289	7,216,795
License, Permits, & Franchise Fees	1,500	1,500	1,530	1,561	1,592
TOTAL REVENUES FOR RUBBISH COLLECTION FUND	6,802,047	6,802,047	6,938,088	7,076,850	7,218,387
WASTE COLLECTION - SANITATION					
Pension & OPEB	16,043	16,043	16,364	16,691	17,025
TOTAL APPROPRIATIONS FOR DEPT 226-000.001	16,043	16,043	16,364	16,691	17,025

Personnel Services	87,700	87,700	89,454	91,243	93,068
Pension & OPEB	37,761	37,761	38,516	39,287	40,072
Supplies & Operating Expenses	6,918,400	6,918,400	7,056,768	7,197,903	7,341,861
TOTAL APPROPRIATIONS FOR DEPT 226-528.201	7,043,861	7,043,861	7,184,738	7,328,433	7,475,002

WASTE COLLECTION - LITTER ABATEMENT

Supplies & Operating Expenses	21,100	21,100	21,522	21,952	22,391
TOTAL APPROPRIATIONS FOR DEPT 226-528.202	21,100	21,100	21,522	21,952	22,391

WASTE COLLECTION - NEIGHBORHOOD CLEANUP

Supplies & Operating Expenses	100,000	100,000	102,000	104,040	106,121
TOTAL APPROPRIATIONS FOR DEPT 226-528.205	100,000	100,000	102,000	104,040	106,121

COST ALLOCATION AND RETIREE HEALTHCARE

Supplies & Operating Expenses	90,554	90,554	92,365	94,212	96,097
TOTAL APPROPRIATIONS FOR DEPT 226-000.004	90,554	90,554	92,365	94,212	96,097

TOTAL APPROPRIATIONS FOR RUBBISH COLLECTION FUND	7,271,558	7,271,558	7,416,989	7,565,329	7,716,636
---	------------------	------------------	------------------	------------------	------------------

EDA REVOLVING LOAN FUND

Transfers In	171,472	-	-	-	-
TOTAL REVENUES FOR EDA REVOLVING LOAN FUND	171,472	-	-	-	-

EDC CITY REVOLVING LOAN FUND

Supplies & Operating Expenses	89,400	89,400	91,188	93,012	94,872
TOTAL APPROPRIATIONS FOR DEPT 246-728.201	89,400	89,400	91,188	93,012	94,872

EDC CITY RLF INDUSTRIAL & MANUFACTURING

Supplies & Operating Expenses	167,700	167,700	171,054	174,475	177,965
TOTAL APPROPRIATIONS FOR DEPT 246-728.203	167,700	167,700	171,054	174,475	177,965

EDC - CDBG REVOLVING LOAN FUND

Supplies & Operating Expenses	169,100	169,100	172,482	175,932	179,450
TOTAL APPROPRIATIONS FOR DEPT 246-728.204	169,100	169,100	172,482	175,932	179,450

TOTAL APPROPRIATIONS FOR EDA REVOLVING LOAN FUND	426,200	426,200	434,724	443,418	452,287
---	----------------	----------------	----------------	----------------	----------------

BUILDING DEPARTMENT FUND

Charges for Services Rendered	8,000	8,000	8,160	8,323	8,490
License, Permits, & Franchise Fees	1,385,000	1,385,000	1,412,700	1,440,954	1,469,773
TOTAL REVENUES FOR BUILDING DEPARTMENT FUND	1,393,000	1,393,000	1,420,860	1,449,277	1,478,263

DEVELOPMENT - ADMINISTRATION

Personnel Services	1,468,486	1,468,486	1,497,856	1,527,813	1,558,369
Pension & OPEB	710,078	710,078	724,280	738,765	753,540
Supplies & Operating Expenses	126,220	126,220	128,744	131,319	133,946
Capital Outlay	500,000	500,000	510,000	520,200	530,604
TOTAL APPROPRIATIONS FOR DEPT 249-371.100	2,804,784	2,804,784	2,860,880	2,918,097	2,976,459

COST ALLOCATION AND RETIREE HEALTHCARE

Pension & OPEB	301,676	301,676	307,710	313,864	320,141
Supplies & Operating Expenses	276,854	276,854	282,391	288,039	293,800
TOTAL APPROPRIATIONS FOR DEPT 249-000.004	578,530	578,530	590,101	601,903	613,941

TOTAL APPROPRIATIONS FOR BUILDING DEPARTMENT FUND	3,383,314	3,383,314	3,450,980	3,520,000	3,590,400
--	------------------	------------------	------------------	------------------	------------------

DRUG LAW ENFORCEMENT FUND - ACT 251

TOTAL REVENUES FOR DRUG LAW ENFORCEMENT FUND - ACT 251	-	-	-	-	-
---	----------	----------	----------	----------	----------

POL INVST OVRHD - LOCAL FOREFEITURE

Personnel Services	123,360	123,360	125,827	128,344	130,911
Supplies & Operating Expenses	75,420	75,420	76,928	78,467	80,036
Capital Outlay	65,000	65,000	66,300	67,626	68,979
TOTAL APPROPRIATIONS FOR DEPT 265-310.206	263,780	263,780	269,056	274,437	279,925

POL INVST OVRHD - DOJ/DEA FORFEITURE

Personnel Services	35,981	35,981	36,701	37,435	38,183
Capital Outlay	10,000	10,000	10,200	10,404	10,612
TOTAL APPROPRIATIONS FOR DEPT 265-310.207	45,981	45,981	46,901	47,839	48,795

TOTAL APPROPRIATIONS FOR DRUG LAW ENFORCEMENT FUND - ACT 251	309,761	309,761	315,956	322,275	328,721
---	----------------	----------------	----------------	----------------	----------------

SECTION 108 LOANS FUND

Charges for Services Rendered	450	450	459	468	478
Interest Income	176,000	176,000	179,520	183,110	186,773
Other Revenue	505,000	505,000	515,100	525,402	535,910
Transfers In	9,124	9,124	9,306	9,493	9,682
TOTAL REVENUES FOR SECTION 108 LOANS FUND	690,574	690,574	704,385	718,473	732,843

SEC 108 - 500 BLOCK PROJECT

Debt Service	325,970	325,970	332,489	339,139	345,922
TOTAL APPROPRIATIONS FOR DEPT 285-704.709	325,970	325,970	332,489	339,139	345,922

500 BLOCK - BUS LOAN SECTION 108

Debt Service	226,463	226,463	230,992	235,612	240,324
TOTAL APPROPRIATIONS FOR DEPT 285-704.710	226,463	226,463	230,992	235,612	240,324

SEC. 108 BUS LOAN PROG

Debt Service	90,147	90,147	91,950	93,789	95,665
TOTAL APPROPRIATIONS FOR DEPT 285-704.711	90,147	90,147	91,950	93,789	95,665

2021 W. CARPENTER RD - SEC 108

Debt Service	115,787	115,787	118,103	120,465	122,874
TOTAL APPROPRIATIONS FOR DEPT 285-704.712	115,787	115,787	118,103	120,465	122,874

TOTAL APPROPRIATIONS FOR SECTION 108 LOANS FUND	758,367	758,367	773,534	789,005	804,785
--	----------------	----------------	----------------	----------------	----------------

GENERAL DEBT SERVICE FUND

Transfers In	1,696,550	1,696,550	1,730,481	1,765,091	1,800,392
TOTAL REVENUES FOR GENERAL DEBT SERVICE FUND	1,696,550	1,696,550	1,730,481	1,765,091	1,800,392

DEBT SERVICE - INTEREST & FISCAL CHARGES

Debt Service	481,550	481,550	491,181	501,005	511,025
TOTAL APPROPRIATIONS FOR DEPT 301-906.100	481,550	481,550	491,181	501,005	511,025

DEBT SERVICE - PRINCIPAL PORTION

Debt Service	1,215,000	1,215,000	1,239,300	1,264,086	1,289,368
TOTAL APPROPRIATIONS FOR DEPT 301-906.150	1,215,000	1,215,000	1,239,300	1,264,086	1,289,368

TOTAL APPROPRIATIONS FOR GENERAL DEBT SERVICE FUND	1,696,550	1,696,550	1,730,481	1,765,091	1,800,392
---	------------------	------------------	------------------	------------------	------------------

PUBLIC IMPROVEMENT FUND

Property Taxes	1,674,636	1,674,636	1,708,129	1,742,291	1,777,137
State Revenue	235,000	235,000	239,700	244,494	249,384
Interest Income	-	-	-	-	-
Other Revenue	639,000	639,000	651,780	664,816	678,112
TOTAL REVENUES FOR PUBLIC IMPROVEMENT FUND	2,548,636	2,548,636	2,599,609	2,651,601	2,704,633

FACILITIES MAINT-MUNICIPAL CENTER

Capital Outlay	1,920,000	1,920,000	1,958,400	1,997,568	2,037,519
TOTAL APPROPRIATIONS FOR DEPT 444-230.200	1,920,000	1,920,000	1,958,400	1,997,568	2,037,519

TRANSFERS OUT TO FUND 301

Transfers Out	1,696,550	1,696,550	1,730,481	1,765,091	1,800,392
TOTAL APPROPRIATIONS FOR DEPT 444-966.301	1,696,550	1,696,550	1,730,481	1,765,091	1,800,392

COST ALLOCATION AND RETIREE HEALTHCARE

Supplies & Operating Expenses	332,210	332,210	338,854	345,631	352,544
TOTAL APPROPRIATIONS FOR DEPT 444-000.004	332,210	332,210	338,854	345,631	352,544

TOTAL APPROPRIATIONS FOR PUBLIC IMPROVEMENT FUND	3,948,760	3,948,760	4,027,735	4,108,290	4,190,456
---	------------------	------------------	------------------	------------------	------------------

SEWER FUND

Charges for Services Rendered	25,250,000	25,250,000	25,755,000	26,270,100	26,795,502
License, Permits, & Franchise Fees	2,500	2,500	2,550	2,601	2,653
Fines & Forfeitures	550,000	550,000	561,000	572,220	583,664
Other Revenue	160,000	160,000	163,200	166,464	169,793
TOTAL REVENUES FOR SEWER FUND	25,962,500	25,962,500	26,481,750	27,011,385	27,551,613

UTILITIES - SEWER ADMINISTRATION

Personnel Services	211,898	211,898	216,136	220,459	224,868
Pension & OPEB	75,318	75,318	76,824	78,361	79,928
Supplies & Operating Expenses	82,900	82,900	84,558	86,249	87,974
Debt Service	869,459	869,459	886,848	904,585	922,677
TOTAL APPROPRIATIONS FOR DEPT 590-536.101	1,239,575	1,239,575	1,264,367	1,289,654	1,315,447

WATER SERVICE CENTER MANAGEMENT

Personnel Services	471,601	471,601	481,033	490,654	500,467
Pension & OPEB	184,702	184,702	188,396	192,164	196,007
Supplies & Operating Expenses	429,600	429,600	438,192	446,956	455,895
Capital Outlay	1,001,000	1,001,000	1,021,020	1,041,440	1,062,269
TOTAL APPROPRIATIONS FOR DEPT 590-540.100	2,086,903	2,086,903	2,128,641	2,171,214	2,214,638

WSC-METER READING - SEWER

Personnel Services	522,878	522,878	533,336	544,002	554,882
Pension & OPEB	225,747	225,747	230,262	234,867	239,565
Supplies & Operating Expenses	301,000	301,000	307,020	313,160	319,424
TOTAL APPROPRIATIONS FOR DEPT 590-540.207	1,049,625	1,049,625	1,070,618	1,092,030	1,113,870

WSC-SEWER MAINT /CONSTRUCTION

Personnel Services	2,095,341	2,095,341	2,137,248	2,179,993	2,223,593
Pension & OPEB	944,034	944,034	962,915	982,173	1,001,816
Supplies & Operating Expenses	881,600	881,600	899,232	917,217	935,561
Capital Outlay	36,000	36,000	36,720	37,454	38,203
TOTAL APPROPRIATIONS FOR DEPT 590-540.208	3,956,975	3,956,975	4,036,115	4,116,837	4,199,174

CAPITAL IMPROVEMENT

Supplies & Operating Expenses	3,000,000	3,000,000	3,060,000	3,121,200	3,183,624
Capital Outlay	350,000	350,000	357,000	364,140	371,423

TOTAL APPROPRIATIONS FOR DEPT 590-540.300	3,350,000	3,350,000	3,417,000	3,485,340	3,555,047
WPC OPERATIONS					
Personnel Services	2,317,846	2,317,846	2,364,203	2,411,487	2,459,717
Pension & OPEB	985,079	985,079	1,004,781	1,024,876	1,045,374
Supplies & Operating Expenses	3,017,780	3,017,780	3,078,136	3,139,698	3,202,492
Capital Outlay	42,000	42,000	42,840	43,697	44,571
TOTAL APPROPRIATIONS FOR DEPT 590-550.100	6,362,705	6,362,705	6,489,959	6,619,758	6,752,153
WPC-THIRD AVE PUMP STATION					
Personnel Services	482,880	482,880	492,538	502,388	512,436
Pension & OPEB	41,045	41,045	41,866	42,703	43,557
Supplies & Operating Expenses	416,030	416,030	424,351	432,838	441,494
Capital Outlay	22,000	22,000	22,440	22,889	23,347
TOTAL APPROPRIATIONS FOR DEPT 590-550.200	961,955	961,955	981,194	1,000,818	1,020,834
WPC-MAINTENANCE EXPENSE					
Personnel Services	1,164,260	1,164,260	1,187,545	1,211,296	1,235,522
Pension & OPEB	574,630	574,630	586,123	597,845	609,802
Supplies & Operating Expenses	1,174,200	1,174,200	1,197,684	1,221,638	1,246,070
Capital Outlay	23,000	23,000	23,460	23,929	24,408
TOTAL APPROPRIATIONS FOR DEPT 590-550.202	2,936,090	2,936,090	2,994,812	3,054,708	3,115,802
WPC - CAPITAL IMPROVEMENTS					
Supplies & Operating Expenses	1,200,000	1,200,000	1,224,000	1,248,480	1,273,450
Capital Outlay	1,575,000	1,575,000	1,606,500	1,638,630	1,671,403
TOTAL APPROPRIATIONS FOR DEPT 590-550.300	2,775,000	2,775,000	2,830,500	2,887,110	2,944,852
COST ALLOCATION AND RETIREE HEALTHCARE					
Pension & OPEB	1,287,530	1,287,530	1,313,281	1,339,546	1,366,337
Supplies & Operating Expenses	2,323,060	2,323,060	2,369,521	2,416,912	2,465,250
TOTAL APPROPRIATIONS FOR DEPT 590-000.004	3,610,590	3,610,590	3,682,802	3,756,458	3,831,587
TOTAL APPROPRIATIONS FOR SEWER FUND	28,329,418	28,329,418	28,896,006	29,473,926	30,062,405
WATER FUND					
Charges for Services Rendered	28,830,000	28,830,000	29,406,600	29,994,732	30,594,627
Fines & Forfeitures	750,000	750,000	765,000	780,300	795,966
TOTAL REVENUES FOR WATER FUND	29,580,000	29,580,000	30,171,600	30,775,032	31,390,533
UTILITIES - WATER ADMINISTRATION					
Personnel Services	237,433	237,433	242,182	247,025	251,966
Pension & OPEB	85,168	85,168	86,871	88,609	90,381
Supplies & Operating Expenses	341,000	341,000	347,820	354,776	361,872
Capital Outlay	2,951,938	2,951,938	3,010,977	3,071,196	3,132,620
Debt Service	6,420,000	6,420,000	6,548,400	6,679,368	6,812,955
TOTAL APPROPRIATIONS FOR DEPT 591-536.100	10,035,539	10,035,539	10,236,250	10,440,975	10,649,794
UTILITIES - WATER CROSS CONNECTION PROG					
Personnel Services	93,877	93,877	95,755	97,670	99,623
Pension & OPEB	41,045	41,045	41,866	42,703	43,557
Supplies & Operating Expenses	650	650	663	676	690
TOTAL APPROPRIATIONS FOR DEPT 591-536.206	135,572	135,572	138,283	141,049	143,870
WATER SERVICE CENTER MANAGEMENT					
Personnel Services	356,766	356,766	363,901	371,179	378,603
Pension & OPEB	143,657	143,657	146,530	149,461	152,450
Supplies & Operating Expenses	404,900	404,900	412,998	421,258	429,683
Capital Outlay	1,001,000	1,001,000	1,021,020	1,041,440	1,062,269
TOTAL APPROPRIATIONS FOR DEPT 591-540.100	1,906,323	1,906,323	1,944,449	1,983,338	2,023,005
WSC-METER READING - WATER					
Personnel Services	505,750	505,750	515,865	526,182	536,706
Pension & OPEB	225,747	225,747	230,262	234,867	239,565
Supplies & Operating Expenses	300,000	300,000	306,000	312,120	318,362
TOTAL APPROPRIATIONS FOR DEPT 591-540.200	1,031,497	1,031,497	1,052,127	1,073,169	1,094,633
WSC-WATER DISTRIBUTION MAINS					
Personnel Services	2,071,636	2,071,636	2,113,069	2,155,330	2,198,437
Pension & OPEB	1,067,169	1,067,169	1,088,512	1,110,283	1,132,488
Supplies & Operating Expenses	1,476,000	1,476,000	1,505,520	1,535,630	1,566,343
Capital Outlay	1,010,000	1,010,000	1,030,200	1,050,804	1,071,820
TOTAL APPROPRIATIONS FOR DEPT 591-540.202	5,624,805	5,624,805	5,737,301	5,852,047	5,969,088
CAPITAL IMPROVEMENT					
Supplies & Operating Expenses	2,000,000	2,000,000	2,040,000	2,080,800	2,122,416
Capital Outlay	200,000	200,000	204,000	208,080	212,242
TOTAL APPROPRIATIONS FOR DEPT 591-540.300	2,200,000	2,200,000	2,244,000	2,288,880	2,334,658
WATER PLANT - OPERATIONS					
Personnel Services	1,004,733	1,004,733	1,024,828	1,045,324	1,066,231
Pension & OPEB	472,017	472,017	481,457	491,086	500,908
Supplies & Operating Expenses	9,212,100	9,212,100	9,396,342	9,584,269	9,775,954
Capital Outlay	42,500	42,500	43,350	44,217	45,101
TOTAL APPROPRIATIONS FOR DEPT 591-545.200	10,731,350	10,731,350	10,945,977	11,164,897	11,388,194
WATER PLANT MAINTENANCE					
Personnel Services	747,625	747,625	762,578	777,829	793,386
Pension & OPEB	348,882	348,882	355,860	362,977	370,236
Supplies & Operating Expenses	401,000	401,000	409,020	417,200	425,544
Capital Outlay	50,000	50,000	51,000	52,020	53,060

TOTAL APPROPRIATIONS FOR DEPT 591-545 201	1,547,507	1,547,507	1,578,457	1,610,026	1,642,227
WATER PLANT - DAM MAINTENANCE					
Supplies & Operating Expenses	800,000	800,000	816,000	832,320	848,966
Capital Outlay	300,000	300,000	306,000	312,120	318,362
TOTAL APPROPRIATIONS FOR DEPT 591-545 203	1,100,000	1,100,000	1,122,000	1,144,440	1,167,329
WATER PLANT - CAPITAL IMPROVEMENTS					
Supplies & Operating Expenses	500,000	500,000	510,000	520,200	530,604
Capital Outlay	120,000	120,000	122,400	124,848	127,345
TOTAL APPROPRIATIONS FOR DEPT 591-545 300	620,000	620,000	632,400	645,048	657,949
COST ALLOCATION AND RETIREE HEALTHCARE					
Pension & OPEB	1,012,708	1,012,708	1,032,962	1,053,621	1,074,694
Supplies & Operating Expenses	2,189,547	2,189,547	2,233,338	2,278,005	2,323,565
TOTAL APPROPRIATIONS FOR DEPT 591-000 004	3,202,255	3,202,255	3,266,300	3,331,626	3,398,259
TOTAL APPROPRIATIONS FOR WATER FUND	38,134,848	38,134,848	38,897,545	39,675,496	40,469,006