# City of Flint

## Department of Purchases & Supplies

**Sheldon A. Neeley**

TO: All Proposers

FROM: Lauren Rowley
Purchasing Manager

DATE: **July 13, 2021**

SUBJECT: **Addendum #03 –** Bid# 22000048 – WPC Third Avenue Pumping Station Improvements

This addendum has been issued because of the following:

1. Exhibit 3 Part 2B – Additional Drawings

All other bidding terms, requirements, and conditions continue as indicated in the remaining original bid documents.

The Purchasing Manager, Lauren Rowley, is an officer for the City of Flint with respect to this RFP.

**In the submission of their proposal, Proposer must acknowledge receipt of this addendum. Proposer shall acknowledge this addendum by signing and returning one copy of this notice with their submission.**

Company Name: _____

Address: _____

City / State / Zip: _____

Telephone: _____ Fax: _____ Email: _____

Print Name: _____ Title: _____

Signature: _____ Date: _____

Thank you,

Lauren Rowley

**Lauren Rowley**
**Purchasing Manager**

# Exhibit 3

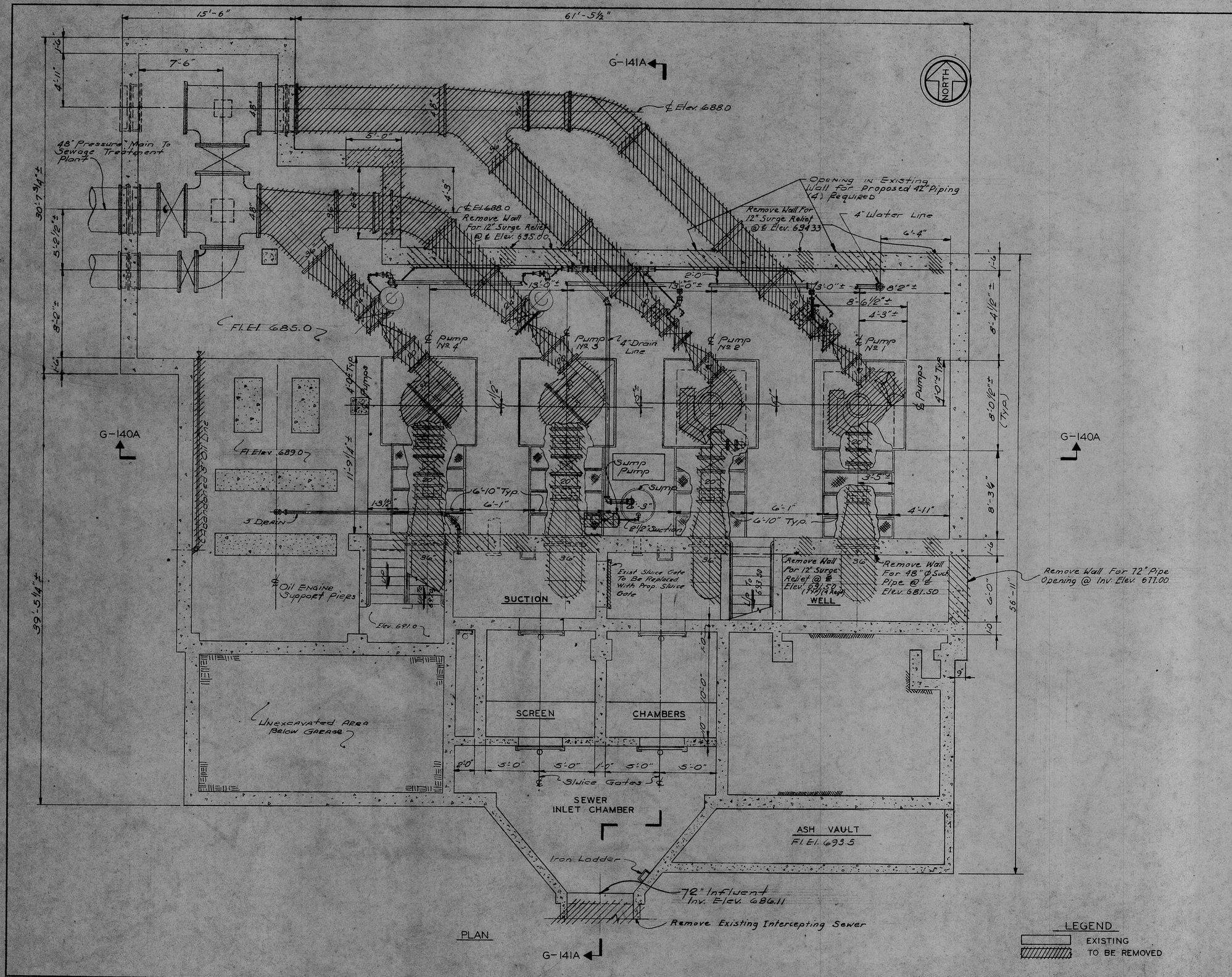


**CITY OF FLINT, MICHIGAN**
WATER POLLUTION CONTROL PLANT IMPROVEMENTS AND MODIFICATIONS

EXISTING THIRD AVENUE PUMPING STATION
PUMP FLOOR PLAN ABOVE ELEV 689.0

| | | |
|---|---|---|
| DRAWN BY: M.E.J. | CONSOER, TOWNSEND & ASSOCIATES IN MICHIGAN CONSULTING ENGINEERS | SCALE: 1/4"=1'-0" |
| DATE: May, 1973 | | REVISED: |
| CHECKED BY: G. Y. K. | | SHEET NO. G-137 OF G-163 SHEETS |
| APPROVED BY: W. J. B. | | |

70295

NORTH

DRAIN to RIVER

4" DRAIN

3'6" 1'6"

G-141A

6" VITRIFIED TILE DRAIN to be ABANDONED

Remove Conc Slab @ El. 697.0

Bracket Supports for Front Entrance Stairs

ELEV 708.0

Valve Stands

Conc. Block Elev. 698.17

INTERMEDIATE FLOOR
ELEV. 697.0

T/C ELEV 697.75

1½" Exhaust From Engine to be Abandoned

2'-6" x 2'-6" Opening in Floor

2'-0" Dia Opening in Floor

2'-3" x 2'-3" Opening in Floor

Handrail

Abandoned 3" Oil Line

Grating

Pump Shaft

G-140A

Abandoned Oil Engine Silencer Pit

Abandoned 8" Exhaust ℄ Elev. 700.6

OPEN

OPEN

OPEN

OPEN

Handrail

Engine Foundation

3" Drain

Floor Elev. 689.0

Abandoned Oil Storage Tank Pit

Abandoned ℄ Oil Engine Support Piers

Valve Stands

12" Plugged Pipe

1'-10" Sq. Hatch

8" Drain

SCREEN ROOM
FL. ELEV. 693.5

Sluice Gate Operator

Valve Stand

Fire Extinguisher

T/C El. 695.17

Drain

Up To 708.0

BOILER ROOM
FLOOR ELEV. 693.5

Gas & Water Meters w/ Instrumentation Panel

Handrail

Monorail Above w/ One Ton Hoist

GARAGE FLOOR
ELEV. 702.5

Hot Water Tank

Steel Deck Plate

Bar Rack

Open Pit

800,000 BTU/HR Gas Furnace

Fl. Elev. 702.5

Elev. 693.08

Hot Water Heater

Elev. 694.67

Remove Door & Fill Opening See Sht. A-55 for Details

12" Floor Drain

Handrail

Sluice Gate Operators

12" Floor Drain

COAL VAULT ROOF
ELEV. 702.0

Remove Door & Fill Opening See Sht. A-55 for Details

Electrical Conduit

Steel Roll Up Door

4" Drain from Floor

Air Line to River Level Gage

4" Drain

Air Line to Interceptor Gage

VALVE FLOOR
ELEV. 702.5

4" Drain

MANHOLE (TYP.)

6" Vitrious Tile Drain to River

Manhole

ASH VAULT ROOF
ELEV. 702.0

3'-6" x 3'-6" Trap Door

G-141A

6'-0" x 3'-0" Opening w/ Removable Slab

PLAN

**CITY OF FLINT, MICHIGAN**

WATER POLLUTION CONTROL PLANT
IMPROVEMENTS AND MODIFICATIONS

EXISTING THIRD AVENUE PUMPING STATION
INTERMEDIATE FL. PLAN ABOVE ELEV. 702.5

| | | |
|---|---|---|
| DRAWN BY: M.E.J. | CONSOER, TOWNSEND & ASSOCIATES IN MICHIGAN CONSULTING ENGINEERS | SCALE: 1/4"=1'-0" |
| DATE: May, 1973 | | REVISED: |
| CHECKED BY: G. Y. K. | | SHEET NO. G-138 |
| APPROVED BY: W. J. B. | | OF G-163 SHEETS |

70295

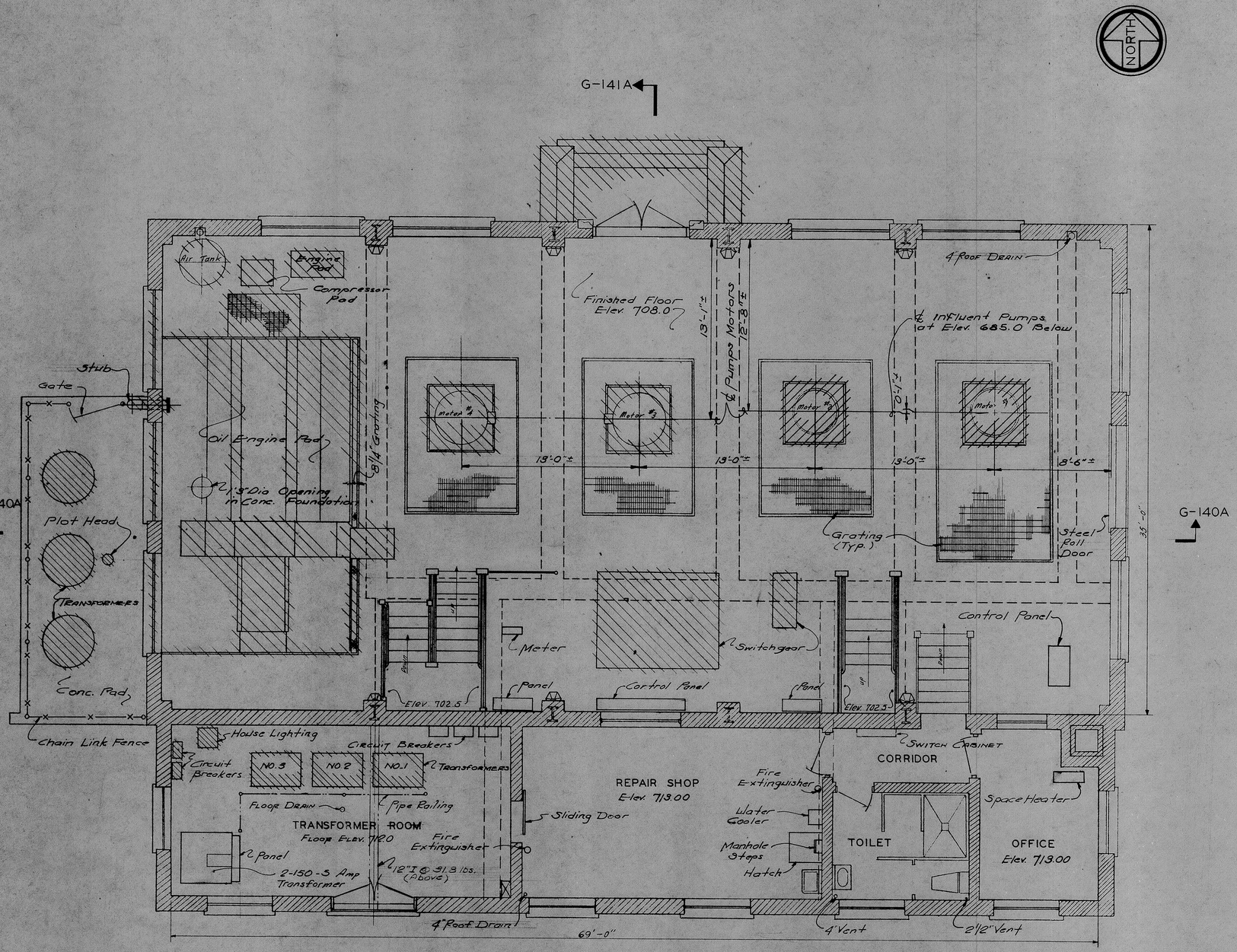


MOTOR FLOOR PLAN

NOTES:

1 For General Legend See Sheet No 5

**CITY OF FLINT, MICHIGAN**
WATER POLLUTION CONTROL PLANT
IMPROVEMENTS AND MODIFICATIONS

EXISTING THIRD AVENUE
PUMPING STATION — MOTOR FLOOR PLAN

| | | |
|---|---|---|
| DRAWN BY: M.E.J. | CONSOER, TOWNSEND & ASSOCIATES IN MICHIGAN CONSULTING ENGINEERS | SCALE: 1/4"=1'-0" |
| DATE: May, 1973 | | REVISED: |
| CHECKED BY: G. Y. K. | | |
| APPROVED BY: W. J. B. | | SHEET NO. G-139 OF G-163 SHEETS |

70295

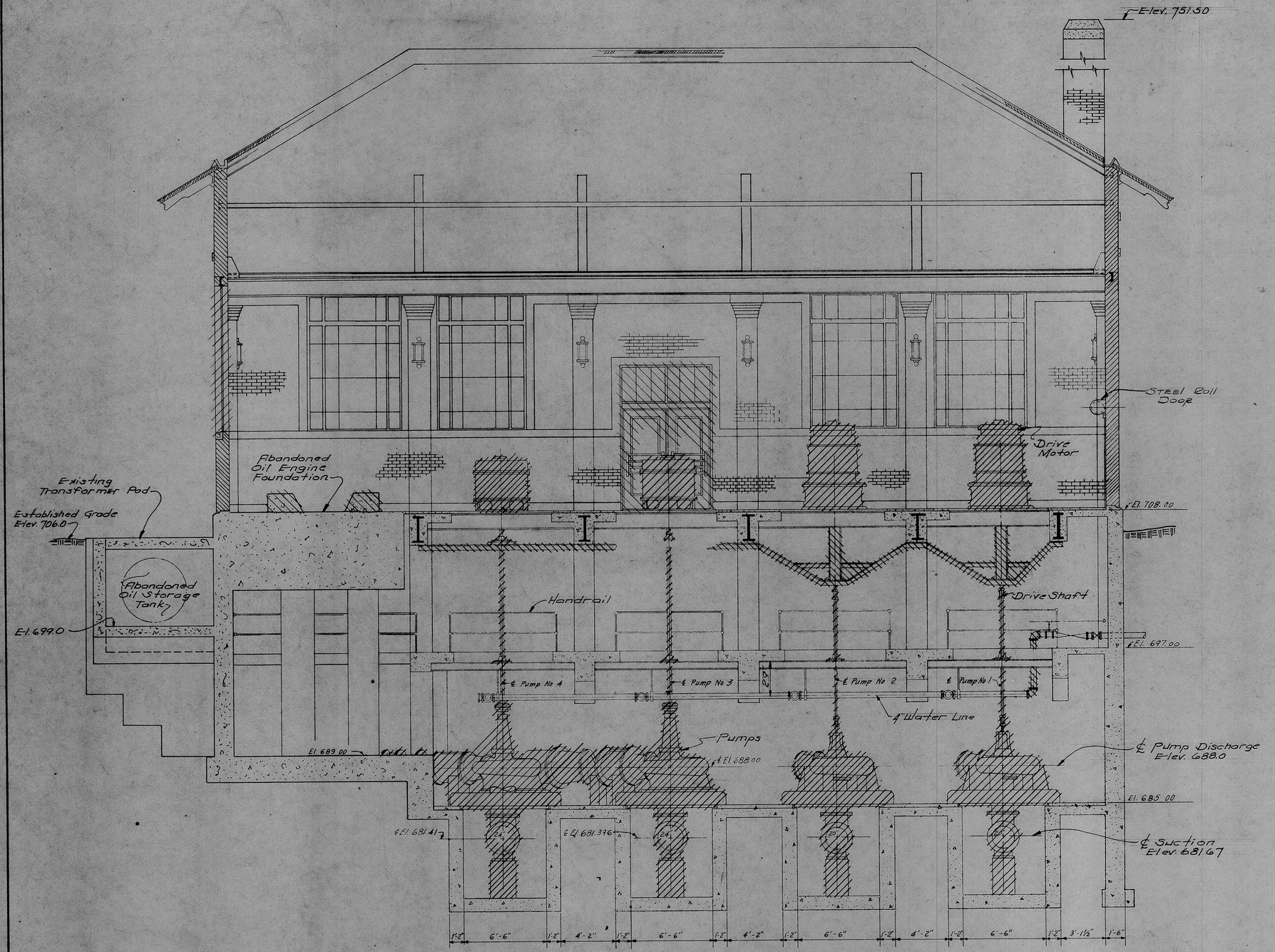


SECTION G-140A
G-137, G-138, G-139

**CITY OF FLINT, MICHIGAN**
WATER POLLUTION CONTROL PLANT
IMPROVEMENTS AND MODIFICATIONS

EXISTING THIRD AVENUE PUMPING STATION
SECTION

| | | |
|---|---|---|
| DRAWN BY: M.E.J. | CONSOER, TOWNSEND & ASSOCIATES IN MICHIGAN CONSULTING ENGINEERS | SCALE: 1/4"=1'-0" |
| DATE: Nov. 1972 | | REVISED: |
| CHECKED BY: G. Y. K. | | SHEET NO. G-140 |
| APPROVED BY: W. V. B. | | OF G-163 SHEETS |

70295

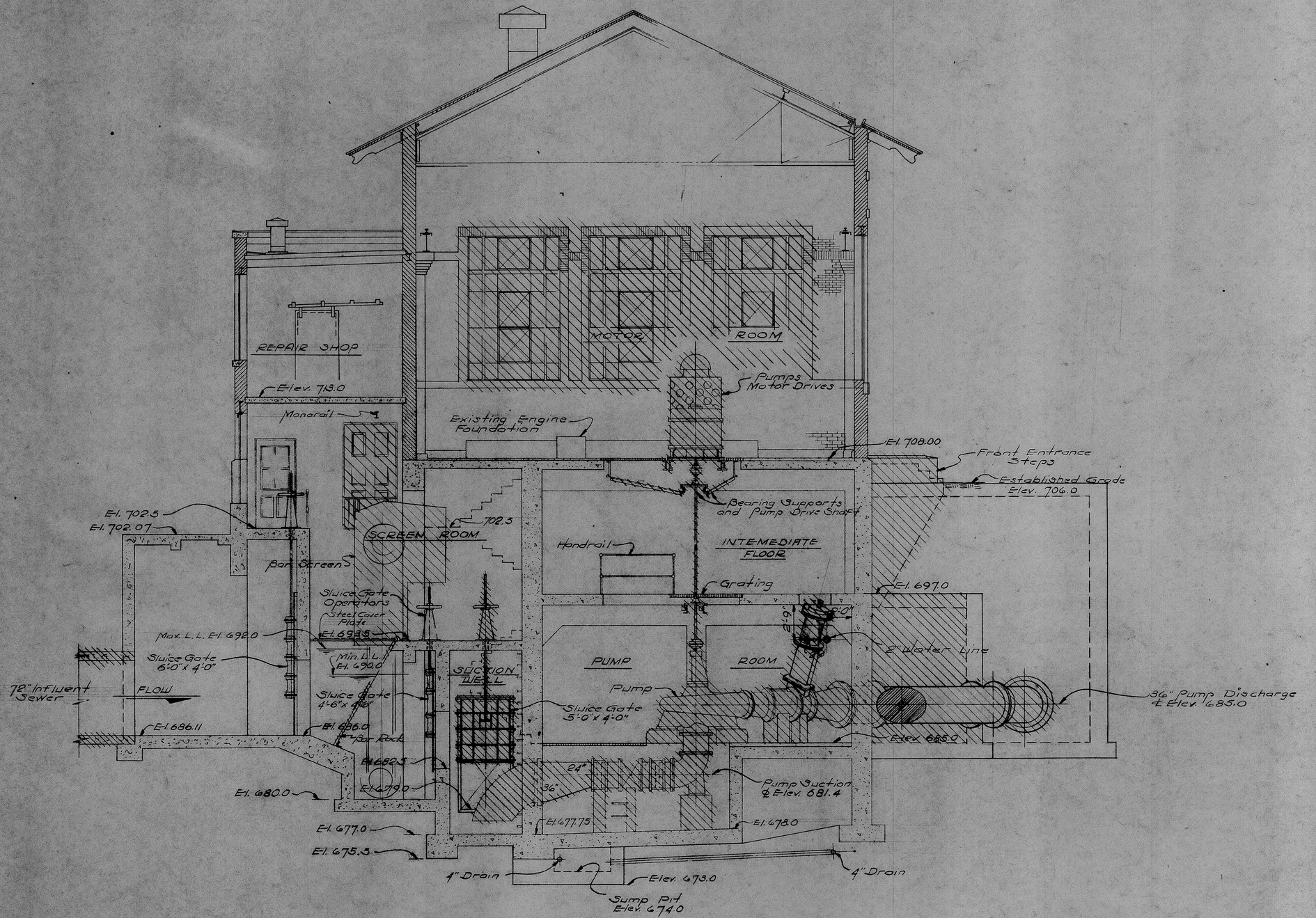


SECTION G-141A
G-137, G-138, G-139

**CITY OF FLINT, MICHIGAN**
WATER POLLUTION CONTROL PLANT
IMPROVEMENTS AND MODIFICATIONS

EXISTING THIRD AVENUE PUMPING STATION
SECTION

| | | |
|---|---|---|
| DRAWN BY: MEJ | CONSOER, TOWNSEND & ASSOCIATES IN MICHIGAN | SCALE: 1/4"=1'-0" |
| DATE: May, 1973 | | REVISED: |
| CHECKED BY: G. Y. K. | CONSULTING ENGINEERS | |
| APPROVED BY: W. J. B. | | SHEET NO. G-141 OF G-163 SHEETS |

70295

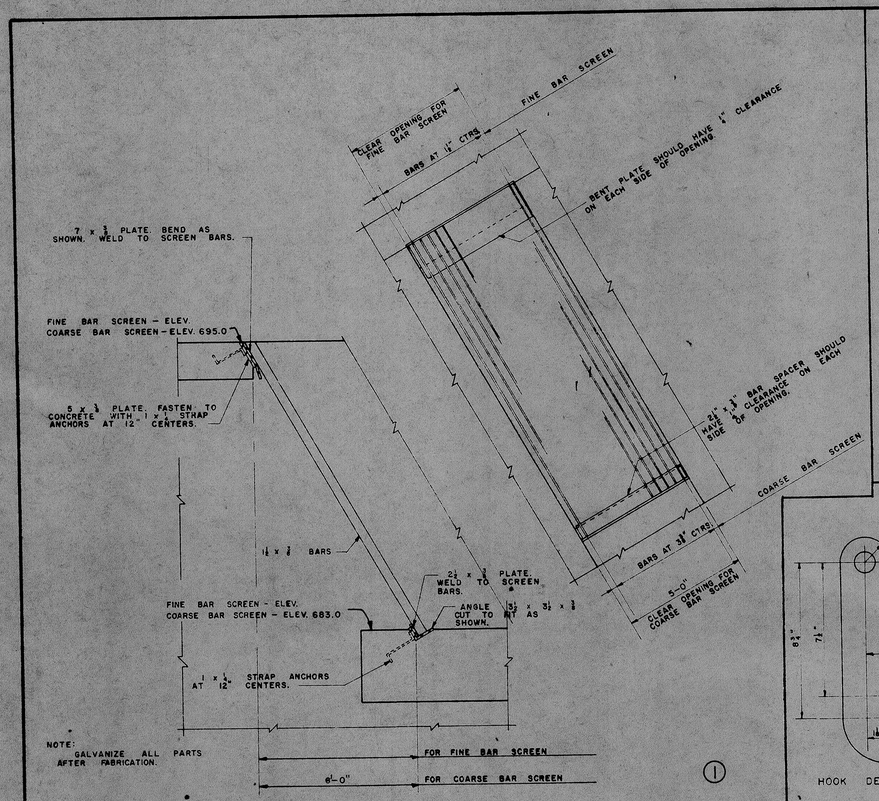


BAR SCREENS

①

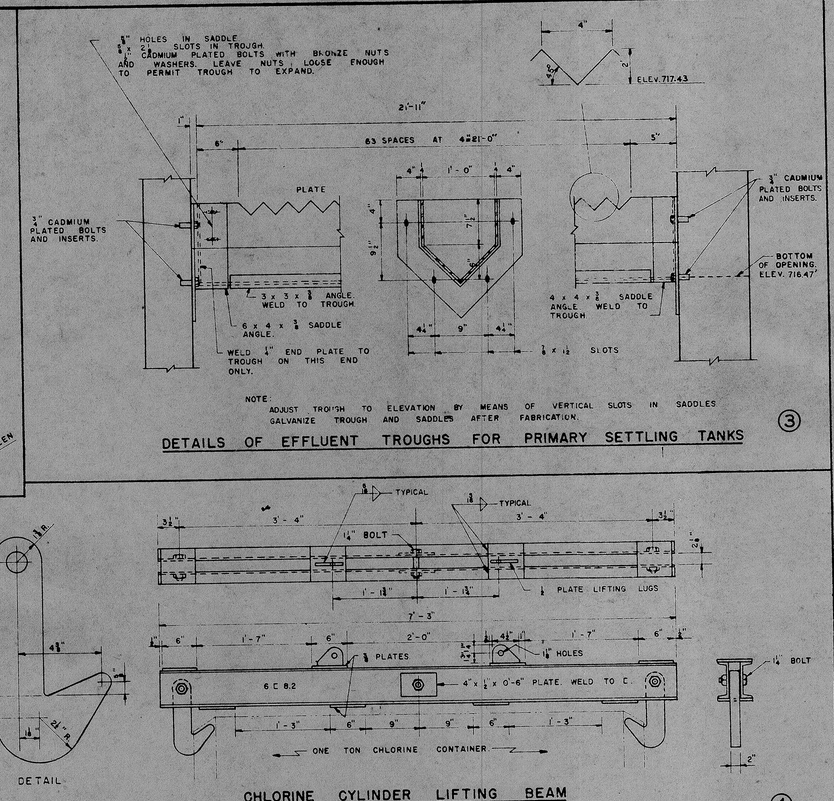


DETAILS OF EFFLUENT TROUGHS FOR PRIMARY SETTLING TANKS

③

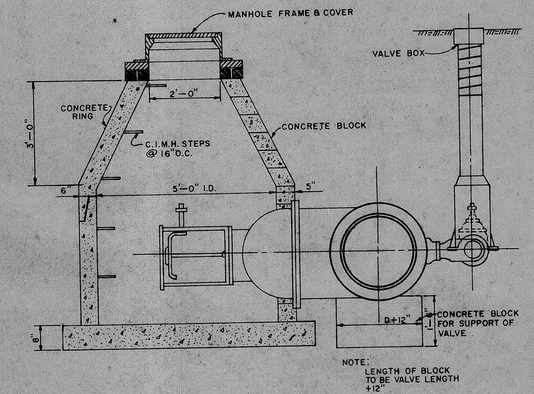


GATE VALVE BASIN
20" VALVES & LARGER

⑥

214




CHLORINE CYLINDER LIFTING BEAM

④

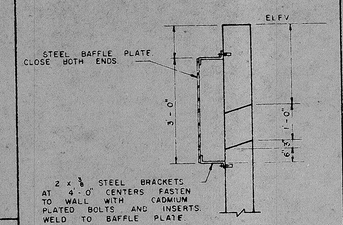


FINAL TANK
INLET PORT BAFFLE

⑤

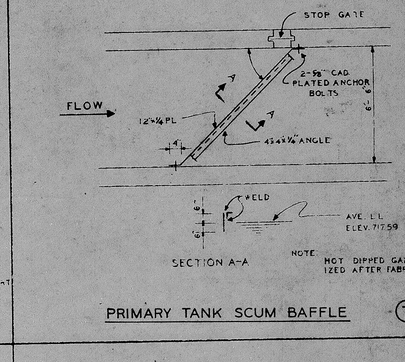


PRIMARY TANK SCUM BAFFLE

⑦

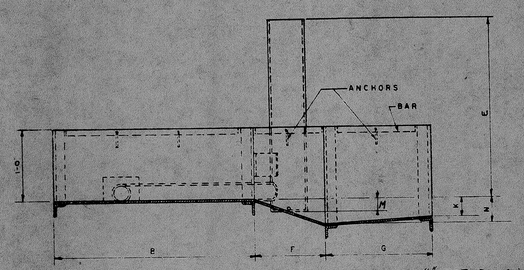


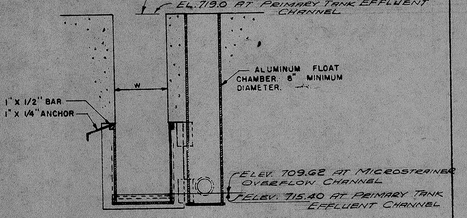


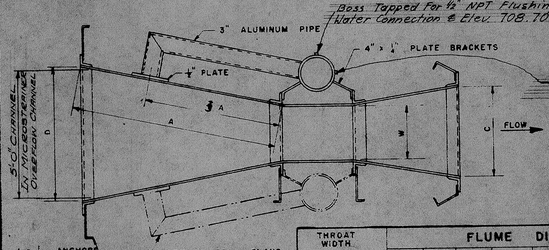


NOTE:
ALL MATERIAL TO BE ALUMINUM.
PLATES TO BE 1/4" THICK ALCOA ALLOY 3SH14.
ANGLES TO BE 2 x 2 x 1/4 ALCOA ALLOY 61 ST 6.
WELD ALL CONNECTIONS.

| THROAT WIDTH W | FLUME DIMENSIONS A | 2/3 A | B | C | D | F | G | K | N | DEPTH "E" | SPECIAL "M" | NO. REQ'D | LOCATION |
|---|---|---|---|---|---|---|---|---|---|---|---|---|---|
| 3" | 1'-6 1/2" | 1'-0" | 6" | 0'-7" | 0'-10 1/2" | 0'-6" | 1'-0" | 1" | 2 1/2" | | | | |
| 6" | 2'-0 1/2" | 1'-4" | 2'-0" | 1'-3" | 1'-3 1/2" | 1'-0" | 2'-0" | 3" | 4 1/2" | | | | |
| 9" | 2'-10 1/2" | 1'-11" | 2'-10" | 1'-3" | 1'-10 1/2" | 1'-0" | 1'-6" | 3" | 4 1/2" | | | | |
| 12" | 4'-6" | 3'-0" | 4'-4 1/2" | 2'-0" | 2'-9 1/2" | 2'-0" | 3'-0" | 3" | 9" | | | | |
| 1'-6" | 4'-9" | 3'-2" | 4'-7 1/2" | 2'-6" | 3'-4 1/2" | 2'-0" | 3'-0" | 3" | 9" | | | | |
| 2'-0" | 5'-0" | 3'-4" | 4'-10 1/2" | 3'-0" | 4'-0" | 2'-0" | 3'-0" | 3" | 9" | 3'-7 7/8" | — | 4 REQ | PRIMARY TK. |
| 3'-0" | 5'-6" | 3'-8" | 5'-4 1/2" | 4'-0" | 5'-0" | 2'-0" | 3'-0" | 3" | 9" | 5'-10 5/8" | 1'-0" | 4 REQ | MICROSTRAINER BLDG. |

PARSHALL FLUME LINER - DETAILS

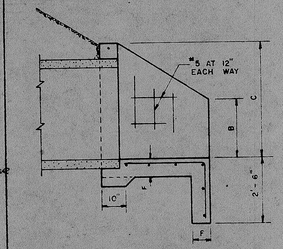


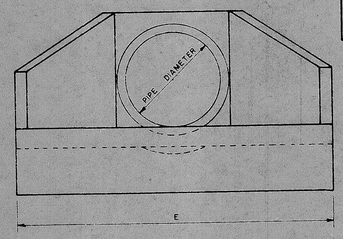


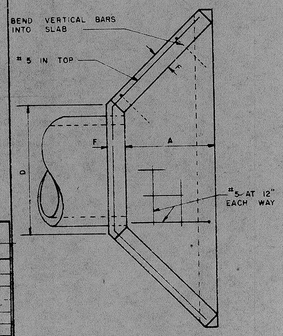


| MARK | PIPE SIZE (I.D.) | DIMENSIONS A | B | C | D | E | F |
|---|---|---|---|---|---|---|---|
| HW | 12" | 1'-7" | 0'-10" | 1'-11" | 2'-3" | 5'-5 1/2" | 10" |
| HW 2 | 15" | 2'-2" | 0'-10" | 1'-" | 2'-3" | 6'-7 1/2" | 10" |
| HW 3 | 18" | 2'-8" | 1'-1" | 2'-2" | 2'-6" | 6'-10 1/2" | 10" |
| HW 4 | 21" | 2'-10" | 1'-1" | 2'-6" | 3'-0" | 8'-6 1/2" | 12" |
| HW 5 | 24" | 2'-10" | 1'-4" | 2'-9" | 3'-4" | 8'-10 1/2" | 12" |
| HW 6 | 27" | 3'-4" | 1'-4" | 3'-0" | 3'-8" | 10'-3 1/2" | 12" |
| HW 7 | 30" | 3'-4" | 1'-7" | 3'-3" | 4'-0" | 10'-6 1/2" | 12" |
| HW 8 | 36" | 4'-0" | 1'-10" | 3'-10" | 4'-6" | 12'-5 1/2" | 12" |
| HW 9 | 42" | 5'-0" | 2'-0" | 4'-6" | 5'-1" | 14'-1 1/2" | 12" |
| HW 10 | 48" | 6'-6" | 2'-0" | 5'-3" | 5'-7" | 18'-5 1/2" | 12" |

CONCRETE HEADWALLS

⑧

THIS CONTRACT INCLUDES ITEMS CHECKED IN FOLLOWING TABLE

| | | |
|---|---|---|
| 1 | COARSE BAR SCREEN | |
| | FINE BAR SCREEN | |
| 2 | PARSHALL FLUME LINER | |
| 3 | EFFLUENT TROUGH | |
| 4 | CHLORINE CYLINDER LIFTING BEAM | |
| 5 | INLET PORT BAFFLE | |
| 6 | GATE VALVE BASIN | |
| 7 | PRIMARY TANK SCUM BAFFLE | |
| 8 | CONCRETE HEADWALL | |

# CITY OF FLINT, MICHIGAN
## WATER POLLUTION CONTROL PLANT IMPROVEMENTS AND MODIFICATIONS

## MISCELLANEOUS DETAILS

DRAWN BY A.W.H.
May 1973
CHECKED BY G.Y.K.
APPROVED BY W.V.B.

CONSOER, TOWNSEND & ASSOCIATES
IN MICHIGAN
CONSULTING ENGINEERS

SCALE AS SHOWN
REVISED
SHEET NO G-143
OF G-163 SHEETS

70 2 95

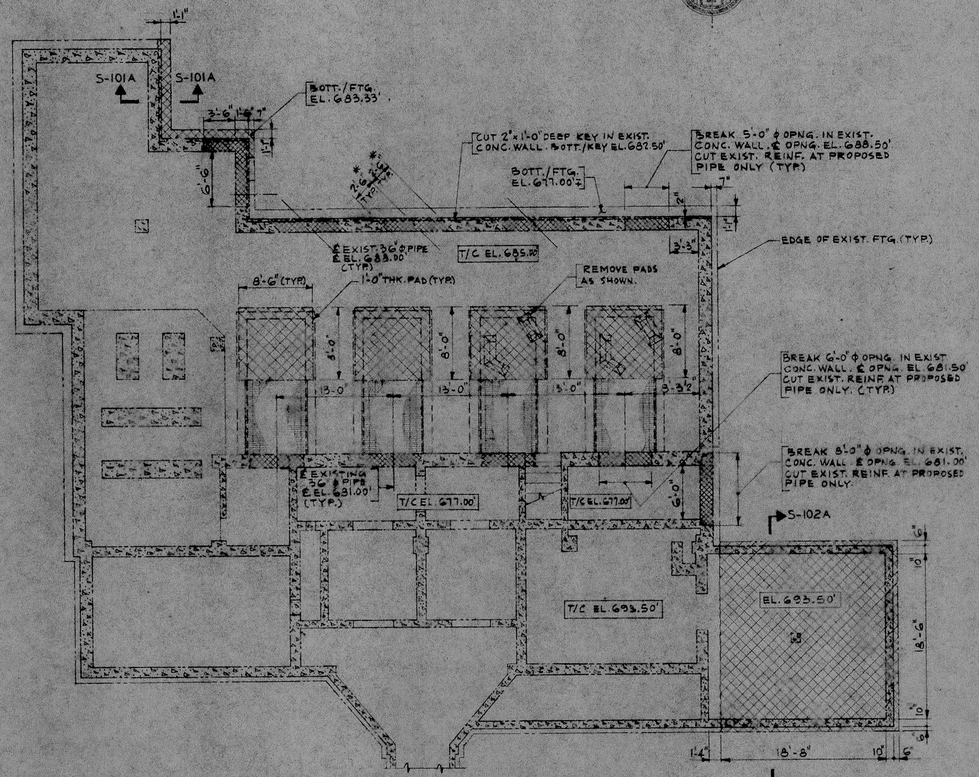


EXISTING BASEMENT PLAN
1/8"=1'-0"

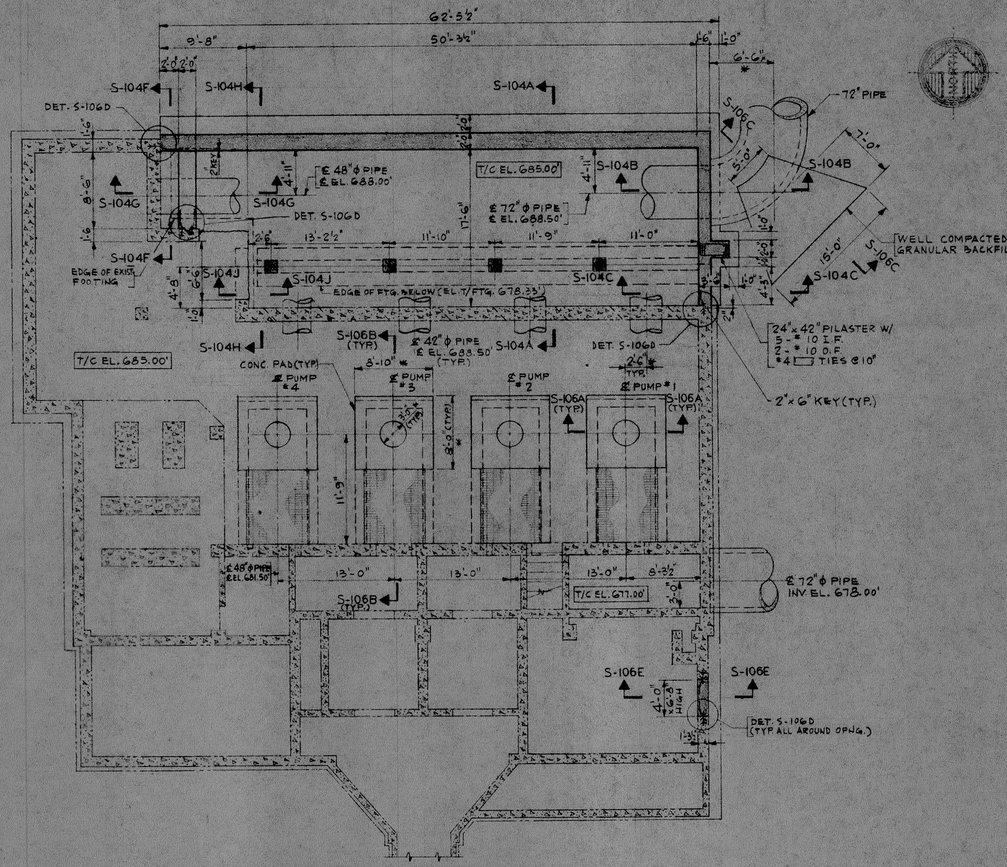


NOTE: FOR ADD'L. DETAILS AT PROPOSED PIPES SEE DETAIL S-106F.

PROPOSED BASEMENT PLAN
1/8"=1'-0"

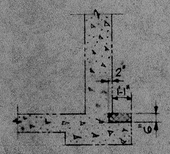

SECTION S-101A
1/4"=1'-0"

LEGEND:

EXISTING STRUCTURE.
EXISTING CONC. TO BE REMOVED.
NEW STRUCTURE.

NOTES:

ALL DIMENSIONS OF EXISTING STRUCTURE TO BE VERIFIED IN FIELD.

CITY OF FLINT, MICHIGAN
WATER POLLUTION CONTROL PLANT IMPROVEMENTS AND MODIFICATIONS
EXISTING THIRD AVENUE PUMPING STATION BASEMENT PLAN

| | | |
|---|---|---|
| DRAWN BY: VP | CONSOER, TOWNSEND & ASSOCIATES IN MICHIGAN CONSULTING ENGINEERS | SCALE: AS NOTED |
| DATE: | | REVISED: |
| CHECKED BY: R.C. | | SHEET NO. S-101 OF S-116 SHEETS |
| APPROVED BY: | | |

70295

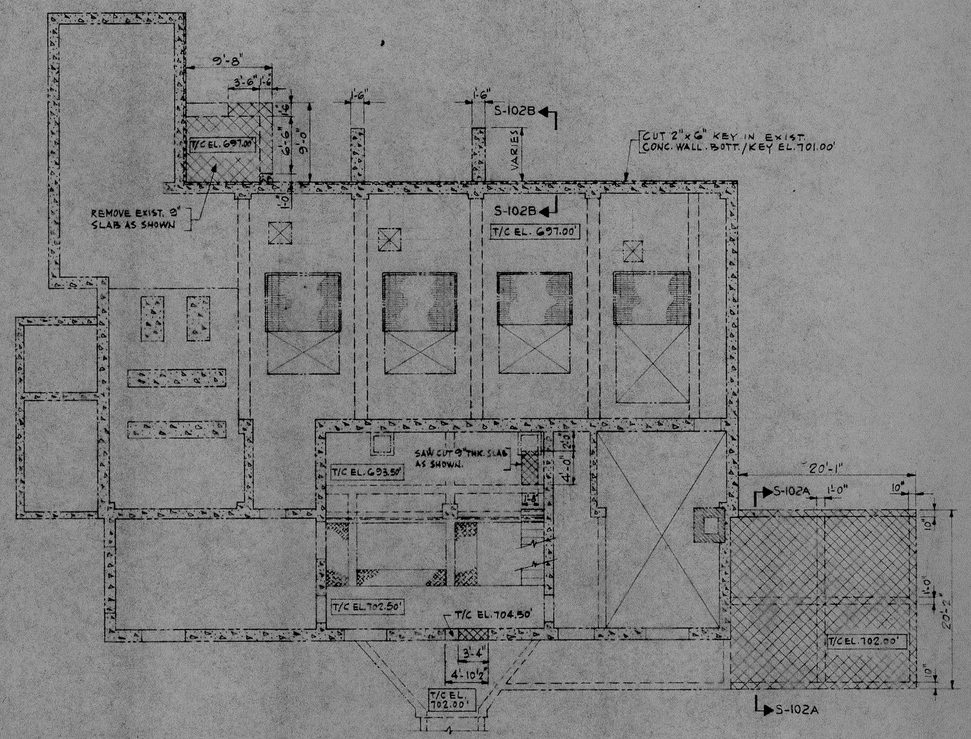


EXISTING INTERMEDIATE FLOOR PLAN
1/8" = 1'-0"

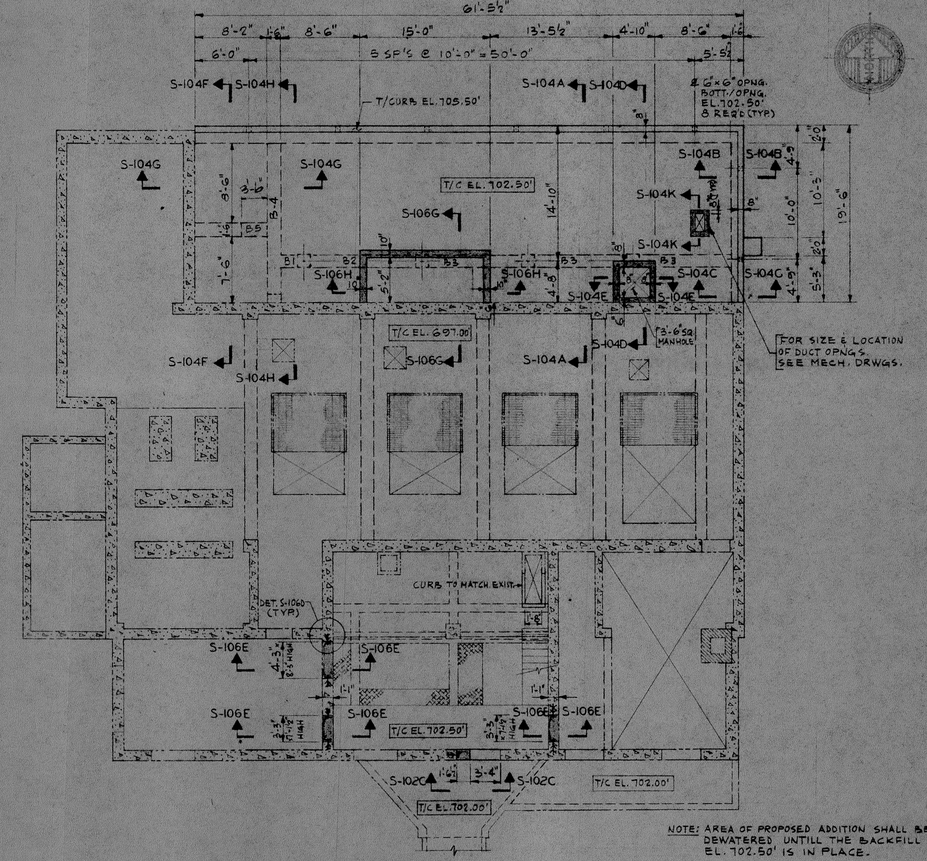


NOTE: AREA OF PROPOSED ADDITION SHALL BE KEPT DEWATERED UNTILL THE BACKFILL ON SLAB AT EL. 702.50' IS IN PLACE.

PROPOSED INTERMEDIATE FLOOR PLAN
1/8" = 1'-0"

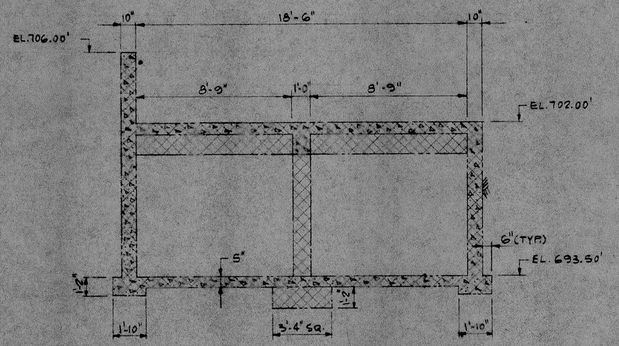


SECTION S-102A
1/4" = 1'-0"

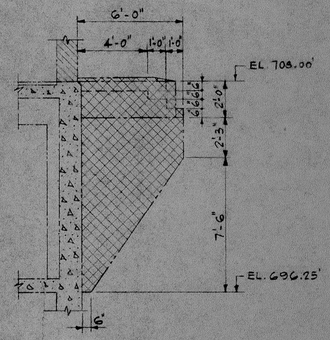


SECTION S-102B
1/4" = 1'-0"

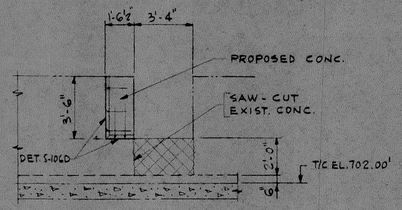


SECTION S-102C
1/4" = 1'-0"

CITY OF FLINT, MICHIGAN
WATER POLLUTION CONTROL PLANT
IMPROVEMENTS AND MODIFICATIONS

EXISTING THIRD AVENUE PUMPING STATION
INTERMEDIATE FLOOR PLAN

| | | |
|---|---|---|
| DRAWN BY: V.P. | CONSOER, TOWNSEND & ASSOCIATES IN MICHIGAN CONSULTING ENGINEERS | SCALE: AS NOTED |
| DATE: | | REVISED: |
| CHECKED BY: R.C. | | |
| APPROVED BY: | | SHEET NO. S-102 OF S-116 SHEETS |

70295