



CITY OF FLINT
OFFICE OF EMERGENCY MANAGER
MICHAEL K. BROWN

June 1, 2012

Mr. Andy Dillon, State Treasurer
Michigan Department of Treasury
4th Floor Treasury Building
430 West Allegan Street
Lansing, MI 48922

Dear Mr. Dillon:

Attached please find the six month report for the period December 1, 2011 through May 31, 2012 as required by Public Act 4, Section 22. This will be posted on the City of Flint website as soon as it is approved.

Respectfully submitted,

Michael K. Brown

Michael K. Brown
Emergency Manager

cc:

Governor Rick Snyder
Randy Richardville, Senate Majority Leader
James Bolger, Speaker of the House of Representatives
Inez Brown, Clerk of the City of Flint
R. Fraser, Dept. of Treasury

Public Act 4, Section 22: Six Month Report
City of Flint Financial and Operating Plan
June 1, 2012

Introduction

This Six Month Report of the status of the Financial and Operating Plan for the City of Flint is submitted to Governor Rick Snyder, The Senate Majority Leader, the Speaker of the House of Representatives and the Clerk of the City of Flint, through the Department of Treasury for the State of Michigan, in accordance with Public Act 4, Section 22 which requires this report beginning 6 months after the appointment of the Emergency Manager. Included are the items detailed below from PA 4, Section 22:

- (a) A description of each expenditure made, approved, or disapproved during the reporting period that has a cumulative value of \$5,000.00 or more and the source of the funds.
- (b) A list of each contract that the emergency manager awarded or approved with a cumulative value of \$5,000.00 or more, the purpose of the contract, and the identity of the contractor.
- (c) A description of each loan sought, approved, or disapproved during the reporting period that has a cumulative value of \$5,000.00 or more and the proposed use of the funds.
- (d) A description of any new position created or any vacancy in a position filled by the appointing authority.
- (e) A description of any position that has been eliminated or from which an employee has been laid off.
- (f) A copy of the contract with the emergency manager as provided in section 15(5)(e).
- (g) The salary and benefits of the emergency manager.
- (h) The financial and operating plan as required under section 18. Update #1 to the Financial and Operating Plan for the City of Flint (as submitted January 15, 2012)

Section Separator

(a) A description of each expenditure made, approved, or disapproved during the reporting period that has a cumulative value of \$5,000.00 or more and the source of the funds.

See attached Invoice Distribution Report for City of Flint, Invoices to be Paid 12/01/2011 – 05/31/2012 (83 pages)

05/31/2012
09:34 am

INVOICE DISTRIBUTION REPORT FOR CITY OF FLINT
INVOICES TO BE PAID 12/01/2011 - 05/31/2012
Paid Invoices Only

PAGE 1

Query: INV_Amt > 4999.99

GL Number	Inv. Line Desc Vendor	Invoice Descri	Inv Number	Due Date	Amount	Check #
Fund 101 General Fund						
Dept 101.100 City Council						
101-101.100-729.000	Postage	MAIL ROOI	11110261	12/8/2011	16.44	A0000006855
101-101.100-729.000	Postage	MAIL ROOI	12110261	1/12/2012	2.71	A0000007291
101-101.100-729.000	Postage	MAIL ROOI	01120261	2/9/2012	5.54	A0000007748
101-101.100-729.000	Postage	MAIL ROOI	02120261	3/22/2012	24.77	A0000008430
101-101.100-729.000	Postage	MAIL ROOI	03120261	4/12/2012	13.04	A0000008718
101-101.100-729.000	Postage	MAIL ROOI	04120261	5/10/2012	5.97	A0000009125
101-101.100-801.000	AUDIT SERVI PLANTE &		026780-664705	12/1/2011	55,000.00	A0000006749
101-101.100-801.000	AUDIT SERVI PLANTE &		026780-670337	12/15/2011	52,800.00	A0000006955
101-101.100-801.000	AUDIT SERVI PLANTE &		026780-682527	2/2/2012	32,520.00	A0000007749
101-101.100-801.000	ADDTL AUDIT PLANTE &		026780-698135	5/24/2012	21,680.00	A0000009302
101-101.100-823.000	Copying Servi XEROX CC		800584922	12/1/2011	183.29	A0000006744
101-101.100-823.000	Copying Servi XEROX CC		800586693	1/12/2012	183.29	A0000007283
101-101.100-823.000	Copying Servi XEROX CC		800588479	2/2/2012	340.05	A0000007629
101-101.100-823.000	Copying Servi XEROX CC		800590237	3/8/2012	183.29	A0000008181
101-101.100-823.000	Copying Servi XEROX CC		800591987	3/29/2012	183.29	A0000008508
101-101.100-823.000	Copying Servi XEROX CC		800593730	5/3/2012	325.80	A0000009003
101-101.100-850.000	Communicatic NEXTEL C(AT		879853513-116	12/15/2011	176.59	00000167740
101-101.100-850.000	Communicatic AT & T AT		810766700012	1/19/2012	225.53	00000168036
101-101.100-850.000	Communicatic NEXTEL C(AT		879853513-117	1/26/2012	395.77	00000168093
101-101.100-850.000	Communicatic NEXTEL C(879853513-118	1/26/2012	216.01	00000168093
101-101.100-850.000	Communicatic AT & T AT		810766700001	2/2/2012	281.63	00000168150
101-101.100-850.000	Communicatic AT & T AT		810766700002	2/23/2012	397.19	00000168386
101-101.100-850.000	Communicatic NEXTEL C(AT		879853513-119	3/8/2012	223.70	00000168480
101-101.100-850.000	Communicatic AT & T AT		810766700003	3/29/2012	498.64	00000168631
101-101.100-850.000	Communicatic NEXTEL C(AT		879853513-120	4/5/2012	227.02	00000168741

101-101.100-850.000	Communicatic AT & T	AT	810766700004	4/26/2012	515.54	00000168909
101-101.100-850.000	Communicatic AT & T	AT	810766700005	5/17/2012	536.95	00000169040
101-101.100-850.000	Communicatic NEXTEL C	AT	879853513-121	5/17/2012	211.62	00000169030
101-101.100-850.000	Communicatic NEXTEL C	AT	879853513-122	5/17/2012	217.87	00000169030

Total for Dept 101.100 City Council:

167,591.54

Dept 136.100 District Court

101-136.100-729.000	POSTAGE AC PITNEY BC	POSTAGE AC	15910127883	2/9/2012	10,000.00	A0000007765
101-136.100-814.000	JIS SUPPOR	STATE OF AT	JIS SOFT JAN, FEB, MAR 2	3/1/2012	11,282.15	00000168446
101-136.100-814.000	QRTLTY JIS SI	STATE OF AT	JIS SOFT D68 1530-02	5/24/2012	11,282.15	00000169128
101-136.100-850.000	Communicatic AT & T	SB:AT	8102303151595	2/2/2012	145.54	00000168152
101-136.100-850.000	Communicatic AT & T	SB:AT	8102303151595	2/2/2012	145.13	00000168152
101-136.100-850.000	Communicatic AT & T	SB:AT	8102303151595	2/16/2012	145.43	00000168313
101-136.100-850.000	Communicatic AT & T	SB:AT	8102303151595	3/22/2012	254.87	00000168606
101-136.100-850.000	Communicatic AT & T	SB:AT	8102303151595	4/26/2012	254.67	00000168911
101-136.100-850.000	Communicatic AT & T	SB:AT	8102303151595	5/17/2012	254.69	00000169041
101-136.100-930.000	SERVICE AGI	JEFFERSO	SERVICE AGI INV4699	12/29/2011	9,750.00	A0000007155
101-136.100-940.000	CAPITAL CO	GENESE	DISTRICT C DEC 2011	12/1/2011	4,333.00	A0000006750
101-136.100-940.000	OPERATION	GENESE	DISTRICT C DEC 2011	12/1/2011	14,564.00	A0000006750
101-136.100-940.000	SECURITY C	GENESE	DISTRICT C DEC 2011	12/1/2011	42,369.00	A0000006750
101-136.100-940.000	CAPITAL CO	GENESE	DISTRICT C JAN 2012	12/15/2011	4,333.00	A0000006956
101-136.100-940.000	OPERATION	GENESE	DISTRICT C JAN 2012	12/15/2011	14,564.00	A0000006956
101-136.100-940.000	SECURITY C	GENESE	DISTRICT C JAN 2012	12/15/2011	42,369.00	A0000006956
101-136.100-940.000	CAPITAL CO	GENESE	DISTRICT C FEB 2012	2/2/2012	4,333.00	A0000007634
101-136.100-940.000	OPERATION	GENESE	DISTRICT C FEB 2012	2/2/2012	14,564.00	A0000007634
101-136.100-940.000	SECURITY C	GENESE	DISTRICT C FEB 2012	2/2/2012	42,369.00	A0000007634
101-136.100-940.000	CAPITAL CO	GENESE	DISTRICT C MAR 2012	3/1/2012	4,333.00	A0000008069
101-136.100-940.000	OPERATION	GENESE	DISTRICT C MAR 2012	3/1/2012	14,564.00	A0000008069
101-136.100-940.000	SECURITY C	GENESE	DISTRICT C MAR 2012	3/1/2012	42,369.00	A0000008069
101-136.100-940.000	CAPITAL CO	GENESE	DISTRICT C APR 2012 RENT	3/29/2012	4,333.00	A0000008510
101-136.100-940.000	OPERATION	GENESE	DISTRICT C APR 2012 RENT	3/29/2012	14,564.00	A0000008510
101-136.100-940.000	SECURITY C	GENESE	DISTRICT C APR 2012 RENT	3/29/2012	42,369.00	A0000008510
101-136.100-940.000	CAPITAL CO	GENESE	DISTRICT C MAY 2012	5/10/2012	4,333.00	A0000009126
101-136.100-940.000	OPERATION	GENESE	DISTRICT C MAY 2012	5/10/2012	14,564.00	A0000009126
101-136.100-940.000	SECURITY C	GENESE	DISTRICT C MAY 2012	5/10/2012	42,369.00	A0000009126

Total for Dept 136.100 District Court:

411,110.63

Dept 171.100 Office Of Mayor

101-171.100-729.000	Postage	MAIL ROOM	11110261	12/8/2011	62.66	A0000006855
101-171.100-729.000	Postage	MAIL ROOM	01120261	2/9/2012	10.08	A0000007748
101-171.100-729.000	Postage	MAIL ROOM	02120261	3/22/2012	3.72	A0000008430
101-171.100-729.000	Postage	MAIL ROOM	03120261	4/12/2012	2.17	A0000008718
101-171.100-729.000	Postage	MAIL ROOM	04120261	5/10/2012	3.48	A0000009125
101-171.100-823.000	Copying Servi	XEROX CC	800584922	12/1/2011	91.65	A0000006744
101-171.100-823.000	Copying Servi	XEROX CC	800586693	1/12/2012	91.64	A0000007283
101-171.100-823.000	Copying Servi	XEROX CC	800588479	2/2/2012	348.40	A0000007629
101-171.100-823.000	Copying Servi	XEROX CC	800590237	3/8/2012	91.64	A0000008181
101-171.100-823.000	Copying Servi	XEROX CC	800591987	3/29/2012	91.64	A0000008508
101-171.100-823.000	Copying Servi	XEROX CC	800593730	5/3/2012	325.06	A0000009003
101-171.100-850.000	Communicatic	AT & T AT	810766700012	1/19/2012	241.64	00000168036
101-171.100-850.000	Communicatic	AT & T AT	810766700001	2/2/2012	301.75	00000168150
101-171.100-850.000	Communicatic	AT & T SB:AT	8102303151595	2/2/2012	25.84	00000168152
101-171.100-850.000	Communicatic	AT & T SB:AT	8102303151595	2/2/2012	24.01	00000168152
101-171.100-850.000	Communicatic	AT & T SB:AT	8102303151595	2/16/2012	25.52	00000168313
101-171.100-850.000	Communicatic	AT & T AT	810766700002	2/23/2012	425.56	00000168386
101-171.100-850.000	Communicatic	AT & T SB:AT	8102303151595	3/22/2012	25.46	00000168606
101-171.100-850.000	Communicatic	AT & T AT	810766700003	3/29/2012	534.26	00000168631
101-171.100-850.000	Communicatic	AT & T SB:AT	8102303151595	4/26/2012	43.70	00000168911
101-171.100-850.000	Communicatic	AT & T AT	810766700004	4/26/2012	552.37	00000168909
101-171.100-850.000	Communicatic	AT & T AT	810766700005	5/17/2012	575.30	00000169040
101-171.100-850.000	Communicatic	AT & T SB:AT	8102303151595	5/17/2012	43.66	00000169041

Total for Dept 171.100 Office Of Mayor:

3,941.21

Dept 172.100 City Administrator

101-172.100-823.000	Copying Servi	XEROX CC	800584922	12/1/2011	91.64	A0000006744
101-172.100-823.000	Copying Servi	XEROX CC	800586693	1/12/2012	91.65	A0000007283
101-172.100-823.000	Copying Servi	XEROX CC	800588479	2/2/2012	348.40	A0000007629
101-172.100-823.000	Copying Servi	XEROX CC	800590237	3/8/2012	91.65	A0000008181
101-172.100-823.000	Copying Servi	XEROX CC	800591987	3/29/2012	91.65	A0000008508
101-172.100-823.000	Copying Servi	XEROX CC	800593730	5/3/2012	325.06	A0000009003
101-172.100-850.000	Communicatic	AT & T AT	810766700012	1/19/2012	193.31	00000168036

101-172.100-850.000	Communicatic AT & T	AT	810766700001	2/2/2012	241.40	00000168150
101-172.100-850.000	Communicatic AT & T	AT	810766700002	2/23/2012	340.45	00000168386
101-172.100-850.000	Communicatic AT & T	AT	810766700003	3/29/2012	427.41	00000168631
101-172.100-850.000	Communicatic AT & T	AT	810766700004	4/26/2012	441.89	00000168909
101-172.100-850.000	Communicatic AT & T	AT	810766700005	5/17/2012	460.24	00000169040

Total for Dept 172.100 City Administrator: 3,144.75

Dept 174.150 Risk & Benefit Management -Genesee Tower

101-174.150-955.000	Insurance	LAKE AGEI	644004	2/2/2012	25,681.00	A0000007647
---------------------	-----------	-----------	--------	----------	-----------	-------------

Total for Dept 174.150 Risk & Benefit Managen 25,681.00

Dept 175.100 Human Relations Commission

101-175.100-729.000	Postage	MAIL ROOF	11110261	12/8/2011	3.08	A0000006855
101-175.100-729.000	Postage	MAIL ROOF	12110261	1/12/2012	5.87	A0000007291
101-175.100-729.000	Postage	MAIL ROOF	01120261	2/9/2012	2.02	A0000007748
101-175.100-729.000	Postage	MAIL ROOF	02120261	3/22/2012	1.24	A0000008430
101-175.100-729.000	Postage	MAIL ROOF	03120261	4/12/2012	10.33	A0000008718
101-175.100-729.000	Postage	MAIL ROOF	04120261	5/10/2012	0.99	A0000009125
101-175.100-823.000	Copying Servi	XEROX CC	800584922	12/1/2011	113.61	A0000006744
101-175.100-823.000	Copying Servi	XEROX CC	800586693	1/12/2012	113.61	A0000007283
101-175.100-823.000	Copying Servi	XEROX CC	800588479	2/2/2012	113.61	A0000007629
101-175.100-823.000	Copying Servi	XEROX CC	800590237	3/8/2012	113.61	A0000008181
101-175.100-823.000	Copying Servi	XEROX CC	800591987	3/29/2012	113.61	A0000008508
101-175.100-823.000	Copying Servi	XEROX CC	800593730	5/3/2012	113.61	A0000009003
101-175.100-850.000	Communicatic AT & T	AT	810766700012	1/19/2012	32.22	00000168036
101-175.100-850.000	Communicatic AT & T	AT	810766700001	2/2/2012	40.23	00000168150
101-175.100-850.000	Communicatic AT & T	SB:AT	8102303151595	2/2/2012	26.89	00000168152
101-175.100-850.000	Communicatic AT & T	SB:AT	8102303151595	2/2/2012	24.55	00000168152
101-175.100-850.000	Communicatic AT & T	SB:AT	8102303151595	2/16/2012	25.99	00000168313
101-175.100-850.000	Communicatic AT & T	AT	810766700002	2/23/2012	56.74	00000168386
101-175.100-850.000	Communicatic AT & T	SB:AT	8102303151595	3/22/2012	25.85	00000168606
101-175.100-850.000	Communicatic AT & T	AT	810766700003	3/29/2012	71.23	00000168631
101-175.100-850.000	Communicatic AT & T	SB:AT	8102303151595	4/26/2012	44.52	00000168911
101-175.100-850.000	Communicatic AT & T	AT	810766700004	4/26/2012	73.65	00000168909
101-175.100-850.000	Communicatic AT & T	AT	810766700005	5/17/2012	76.71	00000169040

101-175.100-850.000	Communicatic AT & T SB:AT	8102303151595	5/17/2012	45.29	00000169041
---------------------	---------------------------	---------------	-----------	-------	-------------

Total for Dept 175.100 Human Relations Comm	1,249.06
---	----------

Dept 191.100 Finance -Admin/Accounting/Payroll

101-191.100-729.000	Postage	MAIL ROOM	11110261	12/8/2011	144.85	A0000006855
101-191.100-729.000	Postage	MAIL ROOM	12110261	1/12/2012	102.10	A0000007291
101-191.100-729.000	Postage	MAIL ROOM	01120261	2/9/2012	232.30	A0000007748
101-191.100-729.000	Postage	MAIL ROOM	02120261	3/22/2012	167.83	A0000008430
101-191.100-729.000	Postage	MAIL ROOM	03120261	4/12/2012	150.00	A0000008718
101-191.100-729.000	Postage	MAIL ROOM	04120261	5/10/2012	158.65	A0000009125
101-191.100-823.000	Copying Servi	XEROX CC	800584922	12/1/2011	90.58	A0000006744
101-191.100-823.000	Copying Servi	XEROX CC	800586693	1/12/2012	90.58	A0000007283
101-191.100-823.000	Copying Servi	XEROX CC	800588479	2/2/2012	90.58	A0000007629
101-191.100-823.000	Copying Servi	XEROX CC	800590237	3/8/2012	90.58	A0000008181
101-191.100-823.000	Copying Servi	XEROX CC	800591987	3/29/2012	90.58	A0000008508
101-191.100-823.000	Copying Servi	XEROX CC	800593730	5/3/2012	90.58	A0000009003
101-191.100-850.000	Communicatic	NEXTEL C(AT	879853513-116	12/15/2011	23.43	00000167740
101-191.100-850.000	Communicatic	AT & T AT	810766700012	1/19/2012	169.15	00000168036
101-191.100-850.000	Communicatic	AT & T AT	810766700001	2/2/2012	211.23	00000168150
101-191.100-850.000	Communicatic	AT & T AT	810766700002	2/23/2012	297.89	00000168386
101-191.100-850.000	Communicatic	AT & T AT	810766700003	3/29/2012	373.98	00000168631
101-191.100-850.000	Communicatic	AT & T AT	810766700004	4/26/2012	386.66	00000168909
101-191.100-850.000	Communicatic	AT & T AT	810766700005	5/17/2012	402.71	00000169040

Total for Dept 191.100 Finance -Admin/Accounting/Payroll	3,364.26
--	----------

Dept 191.200 Finance - Pension Payroll

101-191.200-850.000	Communicatic	AT & T AT	810766700002	2/23/2012	127.67	00000168386
---------------------	--------------	-----------	--------------	-----------	--------	-------------

Total for Dept 191.200 Finance - Pension Payroll	127.67
--	--------

Dept 215.100 Office Of City Clerk

101-215.100-801.000	MAINTENANC	GRANICUS MAINT. AGRE	29195	12/29/2011	14,770.20	A0000007181
---------------------	------------	----------------------	-------	------------	-----------	-------------

Total for Dept 215.100 Office Of City Clerk:	14,770.20
--	-----------

Dept 215.200 City Clerk-License And Permits

101-215.200-729.000	Postage	MAIL ROOM	11110261	12/8/2011	10.27	A0000006855
101-215.200-729.000	Postage	MAIL ROOM	12110261	1/12/2012	5.42	A0000007291
101-215.200-729.000	Postage	MAIL ROOM	01120261	2/9/2012	14.61	A0000007748
101-215.200-729.000	Postage	MAIL ROOM	02120261	3/22/2012	79.27	A0000008430
101-215.200-729.000	Postage	MAIL ROOM	03120261	4/12/2012	345.11	A0000008718
101-215.200-729.000	Postage	MAIL ROOM	04120261	5/10/2012	36.31	A0000009125
101-215.200-823.000	Copying Servi	XEROX CC	800584922	12/1/2011	113.61	A0000006744
101-215.200-823.000	Copying Servi	XEROX CC	800586693	1/12/2012	113.61	A0000007283
101-215.200-823.000	Copying Servi	XEROX CC	800588479	2/2/2012	113.61	A0000007629
101-215.200-823.000	Copying Servi	XEROX CC	800590237	3/8/2012	113.61	A0000008181
101-215.200-823.000	Copying Servi	XEROX CC	800591987	3/29/2012	113.61	A0000008508
101-215.200-823.000	Copying Servi	XEROX CC	800593730	5/3/2012	113.61	A0000009003

Total for Dept 215.200 City Clerk-License And F 1,172.65

Dept 233.100 Purchasing

101-233.100-729.000	Postage	MAIL ROOM	11110261	12/8/2011	39.04	A0000006855
101-233.100-729.000	Postage	MAIL ROOM	12110261	1/12/2012	13.10	A0000007291
101-233.100-729.000	Postage	MAIL ROOM	01120261	2/9/2012	25.20	A0000007748
101-233.100-729.000	Postage	MAIL ROOM	02120261	3/22/2012	40.25	A0000008430
101-233.100-729.000	Postage	MAIL ROOM	03120261	4/12/2012	27.17	A0000008718
101-233.100-729.000	Postage	MAIL ROOM	04120261	5/10/2012	26.86	A0000009125
101-233.100-823.000	Copying Servi	XEROX CC	800584922	12/1/2011	183.29	A0000006744
101-233.100-823.000	Copying Servi	XEROX CC	800586693	1/12/2012	183.29	A0000007283
101-233.100-823.000	Copying Servi	XEROX CC	800588479	2/2/2012	221.67	A0000007629
101-233.100-823.000	Copying Servi	XEROX CC	800590237	3/8/2012	183.29	A0000008181
101-233.100-823.000	Copying Servi	XEROX CC	800591987	3/29/2012	183.29	A0000008508
101-233.100-823.000	Copying Servi	XEROX CC	800593730	5/3/2012	74.35	A0000009003
101-233.100-823.000	Copying Servi	XEROX CC	800593730	5/3/2012	221.24	A0000009003
101-233.100-850.000	Communicatic	AT & T AT	810766700012	1/19/2012	48.33	00000168036
101-233.100-850.000	Communicatic	AT & T AT	810766700001	2/2/2012	60.35	00000168150
101-233.100-850.000	Communicatic	AT & T AT	810766700002	2/23/2012	85.11	00000168386
101-233.100-850.000	Communicatic	AT & T AT	810766700003	3/29/2012	106.85	00000168631
101-233.100-850.000	Communicatic	AT & T AT	810766700004	4/26/2012	110.47	00000168909
101-233.100-850.000	Communicatic	AT & T AT	810766700005	5/17/2012	115.06	00000169040

Total for Dept 233.100 Purchasing: 1,948.21

Dept 234.100 Central Stores Management

101-234.100-823.000	Copying Servi	XEROX CC	800584922	12/1/2011	113.61	A0000006744
101-234.100-823.000	Copying Servi	XEROX CC	800586693	1/12/2012	113.61	A0000007283
101-234.100-823.000	Copying Servi	XEROX CC	800588479	2/2/2012	113.61	A0000007629
101-234.100-823.000	Copying Servi	XEROX CC	800590237	3/8/2012	113.61	A0000008181
101-234.100-823.000	Copying Servi	XEROX CC	800591987	3/29/2012	113.61	A0000008508
101-234.100-823.000	Copying Servi	XEROX CC	800593730	5/3/2012	113.61	A0000009003
101-234.100-850.000	Communicatic	NEXTEL C(AT	879853513-116	12/15/2011	23.57	00000167740
101-234.100-850.000	Communicatic	NEXTEL C(AT	879853513-117	1/26/2012	23.57	00000168093
101-234.100-850.000	Communicatic	NEXTEL C(AT	879853513-118	1/26/2012	23.71	00000168093

Total for Dept 234.100 Central Stores Managen 752.51

Dept 253.200 Customer Services-Treasury Operations

101-253.200-729.000	Postage	MIDWEST	120611	POSTAGE 12/8/2011	8,300.00	A0000006895
101-253.200-729.000	Postage	MAIL ROOI	11110261	12/8/2011	126.87	A0000006855
101-253.200-729.000	Postage	MAIL ROOI	12110261	1/12/2012	165.79	A0000007291
101-253.200-729.000	Postage	MAIL ROOI	01120261	2/9/2012	146.65	A0000007748
101-253.200-729.000	Postage	MAIL ROOI	02120261	3/22/2012	97.23	A0000008430
101-253.200-729.000	Postage	MAIL ROOI	03120261	4/12/2012	176.63	A0000008718
101-253.200-729.000	Postage	MAIL ROOI	04120261	5/10/2012	107.43	A0000009125
101-253.200-823.000	Copying Servi	XEROX CC	800584922	12/1/2011	396.02	A0000006744
101-253.200-823.000	Copying Servi	XEROX CC	800586693	1/12/2012	396.02	A0000007283
101-253.200-823.000	Copying Servi	XEROX CC	800588479	2/2/2012	488.24	A0000007629
101-253.200-823.000	Copying Servi	XEROX CC	800590237	3/8/2012	396.02	A0000008181
101-253.200-823.000	Copying Servi	XEROX CC	800591987	3/29/2012	396.02	A0000008508
101-253.200-823.000	Copying Servi	XEROX CC	800593730	5/3/2012	467.00	A0000009003
101-253.200-850.000	Communicatic	AT & T AT	810766700012	1/19/2012	112.77	00000168036
101-253.200-850.000	Communicatic	AT & T AT	810766700001	2/2/2012	140.82	00000168150
101-253.200-850.000	Communicatic	AT & T SB:AT	8102303151595	2/2/2012	56.49	00000168152
101-253.200-850.000	Communicatic	AT & T SB:AT	8102303151595	2/2/2012	52.53	00000168152
101-253.200-850.000	Communicatic	AT & T SB:AT	8102303151595	2/16/2012	54.61	00000168313
101-253.200-850.000	Communicatic	AT & T AT	810766700002	2/23/2012	198.60	00000168386
101-253.200-850.000	Communicatic	AT & T SB:AT	8102303151595	3/22/2012	54.67	00000168606
101-253.200-850.000	Communicatic	AT & T AT	810766700003	3/29/2012	249.32	00000168631

101-253.200-850.000	Communicatic AT & T SB:AT	8102303151595	4/26/2012	106.71	00000168911
101-253.200-850.000	Communicatic AT & T AT	810766700004	4/26/2012	257.77	00000168909
101-253.200-850.000	Communicatic AT & T AT	810766700005	5/17/2012	268.48	00000169040
101-253.200-850.000	Communicatic AT & T SB:AT	8102303151595	5/17/2012	100.92	00000169041

Total for Dept 253.200 Customer Services-Tree 13,313.61

Dept 253.201 Customer Services-Income Tax

101-253.201-729.000	Postage MAIL ROOF	11110261	12/8/2011	308.70	A0000006855
101-253.201-729.000	Postage MAIL ROOF	12110261	1/12/2012	1,091.90	A0000007291
101-253.201-729.000	Postage MAIL ROOF	01120261	2/9/2012	8.57	A0000007748
101-253.201-729.000	Postage MAIL ROOF	01120261	2/9/2012	159.25	A0000007748
101-253.201-729.000	Postage MAIL ROOF	02120261	3/22/2012	1,592.79	A0000008430
101-253.201-729.000	Postage MAIL ROOF	03120261	4/12/2012	1,060.34	A0000008718
101-253.201-729.000	Postage MAIL ROOF	04120261	5/10/2012	1,108.07	A0000009125
101-253.201-823.000	Copying Servi XEROX CC	800584922	12/1/2011	113.61	A0000006744
101-253.201-823.000	Copying Servi XEROX CC	800586693	1/12/2012	113.61	A0000007283
101-253.201-823.000	Copying Servi XEROX CC	800588479	2/2/2012	113.61	A0000007629
101-253.201-823.000	Copying Servi XEROX CC	800590237	3/8/2012	113.61	A0000008181
101-253.201-823.000	Copying Servi XEROX CC	800591987	3/29/2012	113.61	A0000008508
101-253.201-823.000	Copying Servi XEROX CC	800593730	5/3/2012	113.61	A0000009003

Total for Dept 253.201 Customer Services-Inco 6,011.28

Dept 257.100 Assessment

101-257.100-729.000	Postage MAIL ROOF	11110261	12/8/2011	77.56	A0000006855
101-257.100-729.000	Postage MAIL ROOF	12110261	1/12/2012	90.80	A0000007291
101-257.100-729.000	Postage MAIL ROOF	01120261	2/9/2012	110.87	A0000007748
101-257.100-729.000	Postage PRESORT	301741 POSTAGE	3/15/2012	16,519.30	A0000008369
101-257.100-729.000	Postage MAIL ROOF	02120261	3/22/2012	1,224.89	A0000008430
101-257.100-729.000	Postage MAIL ROOF	03120261	4/12/2012	214.13	A0000008718
101-257.100-729.000	Postage MAIL ROOF	04120261	5/10/2012	202.91	A0000009125
101-257.100-823.000	Copying Servi XEROX CC	800584922	12/1/2011	183.29	A0000006744
101-257.100-823.000	Copying Servi XEROX CC	800586693	1/12/2012	183.29	A0000007283
101-257.100-823.000	Copying Servi XEROX CC	800588479	2/2/2012	210.32	A0000007629
101-257.100-823.000	Copying Servi XEROX CC	800590237	3/8/2012	183.29	A0000008181
101-257.100-823.000	Copying Servi XEROX CC	800591987	3/29/2012	183.29	A0000008508

101-257.100-823.000	Copying Servi	XEROX CC	800593730	5/3/2012	207.86	A0000009003
101-257.100-850.000	Communicatic	AT & T AT	810766700012	1/19/2012	193.31	00000168036
101-257.100-850.000	Communicatic	AT & T AT	810766700001	2/2/2012	241.40	00000168150
101-257.100-850.000	Communicatic	AT & T SB:AT	8102303151595	2/2/2012	27.17	00000168152
101-257.100-850.000	Communicatic	AT & T SB:AT	8102303151595	2/2/2012	24.85	00000168152
101-257.100-850.000	Communicatic	AT & T SB:AT	8102303151595	2/16/2012	26.05	00000168313
101-257.100-850.000	Communicatic	AT & T AT	810766700002	2/23/2012	340.45	00000168386
101-257.100-850.000	Communicatic	AT & T SB:AT	8102303151595	3/22/2012	25.98	00000168606
101-257.100-850.000	Communicatic	AT & T AT	810766700003	3/29/2012	427.41	00000168631
101-257.100-850.000	Communicatic	AT & T SB:AT	8102303151595	4/26/2012	48.87	00000168911
101-257.100-850.000	Communicatic	AT & T AT	810766700004	4/26/2012	441.89	00000168909
101-257.100-850.000	Communicatic	AT & T AT	810766700005	5/17/2012	460.24	00000169040
101-257.100-850.000	Communicatic	AT & T SB:AT	8102303151595	5/17/2012	46.11	00000169041

Total for Dept 257.100 Assessment:

21,895.53

Dept 262.100 City Clerk-Election

101-262.100-729.000	Postage	MAIL ROOF	11110261	12/8/2011	231.65	A0000006855
101-262.100-729.000	Postage	MAIL ROOF	12110261	1/12/2012	7.68	A0000007291
101-262.100-729.000	Postage	MAIL ROOF	01120261	2/9/2012	287.76	A0000007748
101-262.100-729.000	Postage	MAIL ROOF	02120261	3/22/2012	370.33	A0000008430
101-262.100-729.000	Postage	MAIL ROOF	03120261	4/12/2012	205.44	A0000008718
101-262.100-729.000	Postage	MAIL ROOF	04120261	5/10/2012	22.38	A0000009125
101-262.100-850.000	Communicatic	AT & T AT	810766700012	1/19/2012	144.98	00000168036
101-262.100-850.000	Communicatic	AT & T AT	810766700001	2/2/2012	181.05	00000168150
101-262.100-850.000	Communicatic	AT & T AT	810766700002	2/23/2012	255.34	00000168386
101-262.100-850.000	Communicatic	AT & T AT	810766700003	3/29/2012	320.55	00000168631
101-262.100-850.000	Communicatic	AT & T AT	810766700004	4/26/2012	331.42	00000168909
101-262.100-850.000	Communicatic	AT & T AT	810766700005	5/17/2012	345.18	00000169040
101-262.100-900.000	BALLOTS, PC	GENESEE BALLOTS, PC	11082011	1/12/2012	17,833.10	00000167917

Total for Dept 262.100 City Clerk-Election:

20,536.86

Dept 266.100 Law Office Operations

101-266.100-729.000	Postage	MAIL ROOF	11110261	12/8/2011	146.90	A0000006855
101-266.100-729.000	Postage	MAIL ROOF	12110261	1/12/2012	563.34	A0000007291
101-266.100-729.000	Postage	MAIL ROOF	01120261	2/9/2012	98.27	A0000007748

101-266.100-729.000	Postage	MAIL ROOM	02120261	3/22/2012	116.43	A0000008430
101-266.100-729.000	Postage	MAIL ROOM	03120261	4/12/2012	107.61	A0000008718
101-266.100-729.000	Postage	MAIL ROOM	04120261	5/10/2012	121.85	A0000009125
101-266.100-823.000	Copying Service	XEROX CC	800584922	12/1/2011	396.02	A0000006744
101-266.100-823.000	Copying Service	XEROX CC	800586693	1/12/2012	396.02	A0000007283
101-266.100-823.000	Copying Service	XEROX CC	800588479	2/2/2012	630.75	A0000007629
101-266.100-823.000	Copying Service	XEROX CC	800590237	3/8/2012	396.02	A0000008181
101-266.100-823.000	Copying Service	XEROX CC	800591987	3/29/2012	396.02	A0000008508
101-266.100-823.000	Copying Service	XEROX CC	800593730	5/3/2012	607.32	A0000009003
101-266.100-850.000	Communications	AT & T AT	810766700012	1/19/2012	193.31	00000168036
101-266.100-850.000	Communications	AT & T AT	810766700001	2/2/2012	241.40	00000168150
101-266.100-850.000	Communications	AT & T AT	810766700002	2/23/2012	340.45	00000168386
101-266.100-850.000	Communications	AT & T AT	810766700003	3/29/2012	427.41	00000168631
101-266.100-850.000	Communications	AT & T AT	810766700005	5/17/2012	460.24	00000169040

Total for Dept 266.100 Law Office Operations: 5,639.36

Dept 269.100 Civil Service Commission

101-269.100-729.000	Postage	MAIL ROOM	11110261	12/8/2011	28.25	A0000006855
101-269.100-729.000	Postage	MAIL ROOM	12110261	1/12/2012	3.16	A0000007291
101-269.100-823.000	Copying Service	XEROX CC	800584922	12/1/2011	74.35	A0000006744
101-269.100-823.000	Copying Service	XEROX CC	800586693	1/12/2012	74.35	A0000007283
101-269.100-823.000	Copying Service	XEROX CC	800588479	2/2/2012	74.35	A0000007629
101-269.100-823.000	Copying Service	XEROX CC	800590237	3/8/2012	74.35	A0000008181
101-269.100-823.000	Copying Service	XEROX CC	800591987	3/29/2012	74.35	A0000008508
101-269.100-823.000	Copying Service	XEROX CC	800593730	5/3/2012	74.35	A0000009003
101-269.100-850.000	Communications	AT & T AT	810766700012	1/19/2012	32.22	00000168036
101-269.100-850.000	Communications	AT & T AT	810766700001	2/2/2012	40.23	00000168150
101-269.100-850.000	Communications	AT & T SB:AT	8102303151595	2/2/2012	26.80	00000168152
101-269.100-850.000	Communications	AT & T SB:AT	8102303151595	2/2/2012	24.55	00000168152
101-269.100-850.000	Communications	AT & T SB:AT	8102303151595	2/16/2012	25.87	00000168313
101-269.100-850.000	Communications	AT & T AT	810766700002	2/23/2012	56.74	00000168386
101-269.100-850.000	Communications	AT & T SB:AT	8102303151595	3/22/2012	25.74	00000168606
101-269.100-850.000	Communications	AT & T AT	810766700003	3/29/2012	71.23	00000168631
101-269.100-850.000	Communications	AT & T SB:AT	8102303151595	4/26/2012	43.98	00000168911
101-269.100-850.000	Communications	AT & T AT	810766700004	4/26/2012	73.65	00000168909
101-269.100-850.000	Communications	AT & T SB:AT	8102303151595	5/17/2012	1.48	00000169041

Total for Dept 269.100 Civil Service Commissio

900.00

Dept 270.100 Personnel Office

101-270.100-729.000	Postage	MAIL ROOF	11110261	12/8/2011	35.44	A0000006855
101-270.100-729.000	Postage	MAIL ROOF	12110261	1/12/2012	35.24	A0000007291
101-270.100-729.000	Postage	MAIL ROOF	01120261	2/9/2012	31.75	A0000007748
101-270.100-729.000	Postage	MAIL ROOF	02120261	3/22/2012	53.26	A0000008430
101-270.100-729.000	Postage	MAIL ROOF	03120261	4/12/2012	29.89	A0000008718
101-270.100-729.000	Postage	MAIL ROOF	04120261	5/10/2012	4.48	A0000009125
101-270.100-823.000	Copying Servi	XEROX CC	800584922	12/1/2011	91.64	A0000006744
101-270.100-823.000	Copying Servi	XEROX CC	800586693	1/12/2012	91.64	A0000007283
101-270.100-823.000	Copying Servi	XEROX CC	800588479	2/2/2012	291.65	A0000007629
101-270.100-823.000	Copying Servi	XEROX CC	800590237	3/8/2012	91.65	A0000008181
101-270.100-823.000	Copying Servi	XEROX CC	800591987	3/29/2012	91.65	A0000008508
101-270.100-823.000	Copying Servi	XEROX CC	800593730	5/3/2012	251.35	A0000009003
101-270.100-850.000	Communicatic	AT & T AT	810766700012	1/19/2012	144.98	00000168036
101-270.100-850.000	Communicatic	AT & T AT	810766700001	2/2/2012	181.05	00000168150
101-270.100-850.000	Communicatic	AT & T AT	810766700002	2/23/2012	255.34	00000168386
101-270.100-850.000	Communicatic	AT & T AT	810766700003	3/29/2012	320.55	00000168631
101-270.100-850.000	Communicatic	AT & T AT	810766700004	4/26/2012	331.42	00000168909
101-270.100-850.000	Communicatic	AT & T AT	810766700005	5/17/2012	345.18	00000169040

Total for Dept 270.100 Personnel Office:

2,678.16

Dept 290.100 Ombudsman

101-290.100-729.000	Postage	MAIL ROOF	11110261	12/8/2011	1.54	A0000006855
101-290.100-729.000	Postage	MAIL ROOF	12110261	1/12/2012	3.61	A0000007291
101-290.100-823.000	Copying Servi	XEROX CC	800584922	12/1/2011	74.35	A0000006744
101-290.100-823.000	Copying Servi	XEROX CC	800586693	1/12/2012	74.35	A0000007283
101-290.100-823.000	Copying Servi	XEROX CC	800588479	2/2/2012	74.35	A0000007629
101-290.100-823.000	Copying Servi	XEROX CC	800590237	3/8/2012	74.35	A0000008181
101-290.100-823.000	Copying Servi	XEROX CC	800591987	3/29/2012	74.35	A0000008508
101-290.100-850.000	Communicatic	AT & T AT	810766700012	1/19/2012	64.44	00000168036
101-290.100-850.000	Communicatic	AT & T AT	810766700001	2/2/2012	80.47	00000168150
101-290.100-850.000	Communicatic	AT & T AT	810766700002	2/23/2012	113.48	00000168386
101-290.100-850.000	Communicatic	AT & T AT	810766700003	3/29/2012	142.47	00000168631

101-290.100-850.000	Communicatic AT & T	AT	810766700004	4/26/2012	147.30	00000168909
---------------------	---------------------	----	--------------	-----------	--------	-------------

Total for Dept 290.100 Ombudsman:	925.06
-----------------------------------	--------

Dept 301.600 Recovery Act JAG 2009

101-301.600-977.000	DSX 2 DOOR DETECTIO	38867	12/29/2011	1,350.00	00000167888
101-301.600-977.000	PANEL POWI DETECTIO	38867	12/29/2011	140.00	00000167888
101-301.600-977.000	READER DETECTIO	38867	12/29/2011	169.00	00000167888
101-301.600-977.000	COMM. UNIT DETECTIO	38867	12/29/2011	252.00	00000167888
101-301.600-977.000	4 BUTTON D DETECTIO	38867	12/29/2011	120.00	00000167888
101-301.600-977.000	WIRE DETECTIO	38867	12/29/2011	100.00	00000167888
101-301.600-977.000	INSTALLATIC DETECTIO	38867	12/29/2011	2,400.00	00000167888
101-301.600-977.000	READER. DETECTIO	38867	12/29/2011	169.00	00000167888
101-301.600-977.000	-WIRE DETECTIO	38867	12/29/2011	100.00	00000167888
101-301.600-977.000	MATERIALS DETECTIO	38867	12/29/2011	25.00	00000167888
101-301.600-977.000	INSTALLATIC DETECTIO	38867	12/29/2011	900.00	00000167888
101-301.600-977.000	READER.. DETECTIO	38867	12/29/2011	169.00	00000167888
101-301.600-977.000	DUAL READE DETECTIO	38867	12/29/2011	850.00	00000167888
101-301.600-977.000	WIRE. DETECTIO	38867	12/29/2011	100.00	00000167888
101-301.600-977.000	INSTALLATIC DETECTIO	38867	12/29/2011	1,050.00	00000167888
101-301.600-977.000	.READER. DETECTIO	38867	12/29/2011	169.00	00000167888
101-301.600-977.000	.WIRE DETECTIO	38867	12/29/2011	100.00	00000167888
101-301.600-977.000	.MATERIALS DETECTIO	38867	12/29/2011	25.00	00000167888
101-301.600-977.000	.INSTALLATIC DETECTIO	38867	12/29/2011	900.00	00000167888
101-301.600-977.000	-READER DETECTIO	38867	12/29/2011	169.00	00000167888
101-301.600-977.000	DUAL READE DETECTIO	38867	12/29/2011	850.00	00000167888
101-301.600-977.000	ELECTRIC D DETECTIO	38867	12/29/2011	430.00	00000167888
101-301.600-977.000	..WIRE DETECTIO	38867	12/29/2011	100.00	00000167888
101-301.600-977.000	-INSTALLATIC DETECTIO	38867	12/29/2011	1,200.00	00000167888
101-301.600-977.000	COMPUTER DETECTIO	38867	12/29/2011	600.00	00000167888
101-301.600-977.000	ID READER & DETECTIO	38867	12/29/2011	1,200.00	00000167888

Total for Dept 301.600 Recovery Act JAG 2009	13,637.00
--	-----------

Dept 301.793 COPS Tech Grant # 2008CKWX0333

101-301.793-801.000	COMPUTER SECURITY	0502	12/22/2011	5,000.00	A0000007038
101-301.793-801.000	COMPUTER SECURITY	0502	12/22/2011	21,800.00	A0000007038

101-301.793-801.000	COMPUTER SECURITY	1016	2/16/2012	20,100.00	A0000007913
---------------------	-------------------	------	-----------	-----------	-------------

Total for Dept 301.793 COPS Tech Grant # 200				46,900.00	
--	--	--	--	-----------	--

Dept 302.100 Pol Admin Bureau - Admin

101-302.100-729.000	Postage	MAIL ROOM	11110261	12/8/2011	222.92	A0000006855
101-302.100-729.000	Postage	MAIL ROOM	12110261	1/12/2012	188.83	A0000007291
101-302.100-729.000	Postage	MAIL ROOM	01120261	2/9/2012	196.04	A0000007748
101-302.100-729.000	Postage	MAIL ROOM	02120261	3/22/2012	234.71	A0000008430
101-302.100-729.000	Postage	MAIL ROOM	03120261	4/12/2012	194.02	A0000008718
101-302.100-729.000	Postage	MAIL ROOM	04120261	5/10/2012	122.84	A0000009125
101-302.100-823.000	Copying Servi	XEROX CC	800584922	12/1/2011	183.29	A0000006744
101-302.100-823.000	Copying Servi	XEROX CC	800586693	1/12/2012	183.29	A0000007283
101-302.100-823.000	Copying Servi	XEROX CC	800588479	2/2/2012	318.43	A0000007629
101-302.100-823.000	Copying Servi	XEROX CC	800590237	3/8/2012	183.29	A0000008181
101-302.100-823.000	Copying Servi	XEROX CC	800591987	3/29/2012	183.29	A0000008508
101-302.100-823.000	Copying Servi	XEROX CC	800593730	5/3/2012	380.72	A0000009003
101-302.100-850.000	Communicatic	AT & T AT	810766700012	1/19/2012	6,380.70	00000168036
101-302.100-850.000	Communicatic	AT & T AT	810766700001	2/2/2012	6,329.66	00000168150
101-302.100-850.000	Communicatic	AT & T SB:AT	8102303151595	2/2/2012	560.92	00000168152
101-302.100-850.000	Communicatic	AT & T SB:AT	8102303151595	2/2/2012	557.37	00000168152
101-302.100-850.000	Communicatic	AT & T SB:AT	8102303151595	2/16/2012	1,120.27	00000168313
101-302.100-850.000	Communicatic	AT & T AT	810766700002	2/23/2012	6,329.66	00000168386
101-302.100-850.000	Communicatic	AT & T SB:AT	8102303151595	3/22/2012	2,839.11	00000168606
101-302.100-850.000	Communicatic	AT & T AT	810766700003	3/29/2012	6,329.66	00000168631
101-302.100-850.000	Communicatic	AT & T SB:AT	8102303151595	4/26/2012	3,203.80	00000168911
101-302.100-850.000	Communicatic	AT & T AT	810766700004	4/26/2012	6,329.66	00000168909
101-302.100-850.000	Communicatic	AT & T AT	810766700005	5/17/2012	6,329.66	00000169040
101-302.100-850.000	Communicatic	AT & T SB:AT	8102303151595	5/17/2012	3,203.81	00000169041
101-302.100-977.000	DUCTLESS S	CSM MECH	2012-1052	5/17/2012	8,549.00	A0000009351

Total for Dept 302.100 Pol Admin Bureau - Adn				60,654.95	
---	--	--	--	-----------	--

Dept 302.200 Pol Admin Bureau-Inspections

101-302.200-823.000	Copying Servi	XEROX CC	800584922	12/1/2011	113.61	A0000006744
101-302.200-823.000	Copying Servi	XEROX CC	800586693	1/12/2012	113.61	A0000007283
101-302.200-823.000	Copying Servi	XEROX CC	800588479	2/2/2012	113.61	A0000007629

101-302.200-823.000	Copying Servi XEROX CC	800590237	3/8/2012	113.61	A0000008181
101-302.200-823.000	Copying Servi XEROX CC	800591987	3/29/2012	113.61	A0000008508
101-302.200-823.000	Copying Servi XEROX CC	800593730	5/3/2012	113.61	A0000009003

Total for Dept 302.200 Pol Admin Bureau-Inspe 681.66

Dept 305.200 Pol Tech Serv-Records & Identification

101-305.200-823.000	Copying Servi XEROX CC	800584922	12/1/2011	181.16	A0000006744
101-305.200-823.000	Copying Servi XEROX CC	800586693	1/12/2012	181.16	A0000007283
101-305.200-823.000	Copying Servi XEROX CC	800588479	2/2/2012	181.16	A0000007629
101-305.200-823.000	Copying Servi XEROX CC	800590237	3/8/2012	181.16	A0000008181
101-305.200-823.000	Copying Servi XEROX CC	800591987	3/29/2012	181.16	A0000008508
101-305.200-823.000	Copying Servi XEROX CC	800593730	5/3/2012	181.16	A0000009003

Total for Dept 305.200 Pol Tech Serv-Records 1,086.96

Dept 305.201 Pol Tech Serv-Planning, Research, & Trai

101-305.201-823.000	Copying Servi XEROX CC	800584922	12/1/2011	74.35	A0000006744
101-305.201-823.000	Copying Servi XEROX CC	800586693	1/12/2012	74.35	A0000007283
101-305.201-823.000	Copying Servi XEROX CC	800588479	2/2/2012	74.35	A0000007629
101-305.201-823.000	Copying Servi XEROX CC	800590237	3/8/2012	74.35	A0000008181
101-305.201-823.000	Copying Servi XEROX CC	800591987	3/29/2012	74.35	A0000008508
101-305.201-823.000	Copying Servi XEROX CC	800593730	5/3/2012	74.35	A0000009003
101-305.201-969.000	Contributions L.E.O.R.T.C	2657	3/8/2012	14,101.36	00000168482

Total for Dept 305.201 Pol Tech Serv-Planning, 14,547.46

Dept 308.200 Pol Invst Ovrhd - Criminal Invest Overh

101-308.200-823.000	Copying Servi XEROX CC	800584922	12/1/2011	181.16	A0000006744
101-308.200-823.000	Copying Servi XEROX CC	800586693	1/12/2012	181.16	A0000007283
101-308.200-823.000	Copying Servi XEROX CC	800588479	2/2/2012	181.16	A0000007629
101-308.200-823.000	Copying Servi XEROX CC	800590237	3/8/2012	181.16	A0000008181
101-308.200-823.000	Copying Servi XEROX CC	800591987	3/29/2012	181.16	A0000008508
101-308.200-823.000	Copying Servi XEROX CC	800593730	5/3/2012	181.16	A0000009003

Total for Dept 308.200 Pol Invst Ovrhd - Crimin. 1,086.96

Dept 308.202 Pol Invst Ovrhd - Police School Liason

101-308.202-823.000	Copying Servi XEROX CC	800584922	12/1/2011	74.35	A0000006744
101-308.202-823.000	Copying Servi XEROX CC	800586693	1/12/2012	74.35	A0000007283
101-308.202-823.000	Copying Servi XEROX CC	800588479	2/2/2012	74.35	A0000007629
101-308.202-823.000	Copying Servi XEROX CC	800590237	3/8/2012	74.35	A0000008181
101-308.202-823.000	Copying Servi XEROX CC	800591987	3/29/2012	74.35	A0000008508
101-308.202-823.000	Copying Servi XEROX CC	800593730	5/3/2012	74.35	A0000009003

Total for Dept 308.202 Pol Invst Ovrhd - Police 446.10

Dept 315.100 Patrol Bureau - Administration

101-315.100-823.000	Copying Servi XEROX CC	800584922	12/1/2011	536.62	A0000006744
101-315.100-823.000	Copying Servi XEROX CC	800586693	1/12/2012	536.62	A0000007283
101-315.100-823.000	Copying Servi XEROX CC	800588479	2/2/2012	625.72	A0000007629
101-315.100-823.000	Copying Servi XEROX CC	800590237	3/8/2012	536.62	A0000008181
101-315.100-823.000	Copying Servi XEROX CC	800591987	3/29/2012	536.62	A0000008508
101-315.100-823.000	Copying Servi XEROX CC	800593730	5/3/2012	624.37	A0000009003

Total for Dept 315.100 Patrol Bureau - Administ 3,396.57

Dept 315.207 Patrol Bureau-Traffic Safety

101-315.207-823.000	Copying Servi XEROX CC	800584922	12/1/2011	396.02	A0000006744
101-315.207-823.000	Copying Servi XEROX CC	800586693	1/12/2012	396.02	A0000007283
101-315.207-823.000	Copying Servi XEROX CC	800588479	2/2/2012	460.88	A0000007629
101-315.207-823.000	Copying Servi XEROX CC	800590237	3/8/2012	396.02	A0000008181
101-315.207-823.000	Copying Servi XEROX CC	800591987	3/29/2012	396.02	A0000008508
101-315.207-823.000	Copying Servi XEROX CC	800593730	5/3/2012	459.90	A0000009003
101-315.207-940.000	2011 HARLEY VEHICLE C	376593	1/5/2012	6,000.00	A0000007554

Total for Dept 315.207 Patrol Bureau-Traffic Sa 8,504.86

Dept 315.701 MOTT Neighborhood Patrol Grant-4/11-3/12

101-315.701-801.000	IT SUPPORT EPIC TECH IT SUPPORT 3247		3/1/2012	10,000.00	A0000008255
---------------------	--------------------------------------	--	----------	-----------	-------------

Total for Dept 315.701 MOTT Neighborhood Pa 10,000.00

Dept 325.100 Public Safety 911 - Administration

101-325.100-729.000	Postage	MAIL ROOM	01120261	2/9/2012	6.05	A0000007748
101-325.100-823.000	Copying Servi	XEROX CC	800584922	12/1/2011	74.35	A0000006744
101-325.100-823.000	Copying Servi	XEROX CC	800586693	1/12/2012	74.35	A0000007283
101-325.100-823.000	Copying Servi	XEROX CC	800588479	2/2/2012	74.35	A0000007629
101-325.100-823.000	Copying Servi	XEROX CC	800590237	3/8/2012	74.35	A0000008181
101-325.100-823.000	Copying Servi	XEROX CC	800591987	3/29/2012	74.35	A0000008508
101-325.100-823.000	Copying Servi	XEROX CC	800593730	5/3/2012	74.35	A0000009003
101-325.100-850.000	Communicatic	NEXTEL C(AT	879853513-116	12/15/2011	46.86	00000167740
101-325.100-850.000	Communicatic	AT & T AT	810766700012	1/19/2012	161.09	00000168036
101-325.100-850.000	Communicatic	NEXTEL C(AT	879853513-117	1/26/2012	47.00	00000168093
101-325.100-850.000	Communicatic	NEXTEL C(AT	879853513-118	1/26/2012	47.14	00000168093
101-325.100-850.000	Communicatic	AT & T AT	810766700001	2/2/2012	201.17	00000168150
101-325.100-850.000	Communicatic	AT & T SB:AT	8102303151595	2/2/2012	874.13	00000168152
101-325.100-850.000	Communicatic	AT & T SB:AT	8102303151595	2/2/2012	873.23	00000168152
101-325.100-850.000	Communicatic	AT & T SB:AT	8102303151595	2/16/2012	1,293.65	00000168313
101-325.100-850.000	Communicatic	AT & T AT	810766700002	2/23/2012	283.71	00000168386
101-325.100-850.000	Communicatic	NEXTEL C(AT	879853513-119	3/8/2012	47.14	00000168480
101-325.100-850.000	Communicatic	AT & T SB:AT	8102303151595	3/22/2012	1,087.45	00000168606
101-325.100-850.000	Communicatic	AT & T AT	810766700003	3/29/2012	356.17	00000168631
101-325.100-850.000	Communicatic	NEXTEL C(AT	879853513-120	4/5/2012	47.28	00000168741
101-325.100-850.000	Communicatic	AT & T SB:AT	8102303151595	4/26/2012	1,087.30	00000168911
101-325.100-850.000	Communicatic	AT & T AT	810766700004	4/26/2012	368.25	00000168909
101-325.100-850.000	Communicatic	AT & T AT	810766700005	5/17/2012	383.54	00000169040
101-325.100-850.000	Communicatic	NEXTEL C(AT	879853513-121	5/17/2012	47.08	00000169030
101-325.100-850.000	Communicatic	NEXTEL C(AT	879853513-122	5/17/2012	47.08	00000169030
101-325.100-850.000	Communicatic	AT & T SB:AT	8102303151595	5/17/2012	1,087.30	00000169041
101-325.100-958.000	TRAINING	SUCCESS TRAINING	1776	2/2/2012	9,980.00	A0000007674

Total for Dept 325.100 Public Safety 911 - Adm 18,818.72

Dept 337.100 Office Of Fire Chief

101-337.100-729.000	Postage	MAIL ROOM	11110261	12/8/2011	11.30	A0000006855
101-337.100-729.000	Postage	MAIL ROOM	12110261	1/12/2012	3.16	A0000007291
101-337.100-729.000	Postage	MAIL ROOM	01120261	2/9/2012	32.76	A0000007748
101-337.100-729.000	Postage	MAIL ROOM	02120261	3/22/2012	2.48	A0000008430
101-337.100-729.000	Postage	MAIL ROOM	03120261	4/12/2012	3.26	A0000008718
101-337.100-729.000	Postage	MAIL ROOM	04120261	5/10/2012	3.48	A0000009125

101-337.100-823.000	Copying Servi	XEROX CC	800584922	12/1/2011	183.29	A0000006744
101-337.100-823.000	Copying Servi	XEROX CC	800586693	1/12/2012	183.29	A0000007283
101-337.100-823.000	Copying Servi	XEROX CC	800588479	2/2/2012	632.76	A0000007629
101-337.100-823.000	Copying Servi	XEROX CC	800590237	3/8/2012	183.29	A0000008181
101-337.100-823.000	Copying Servi	XEROX CC	800591987	3/29/2012	183.29	A0000008508
101-337.100-823.000	Copying Servi	XEROX CC	800593730	5/3/2012	591.15	A0000009003
101-337.100-850.000	Communicatic	NEXTEL C(AT	879853513-116	12/15/2011	198.20	00000167740
101-337.100-850.000	Communicatic	NEXTEL C(AT	879853513-116	12/15/2011	37.69	00000167740
101-337.100-850.000	Communicatic	NEXTEL C(AT	879853513-116	12/15/2011	89.99	00000167740
101-337.100-850.000	Communicatic	AT & T AT	810766700012	1/19/2012	4,369.88	00000168036
101-337.100-850.000	Communicatic	NEXTEL C(AT	879853513-117	1/26/2012	144.49	00000168093
101-337.100-850.000	Communicatic	NEXTEL C(AT	879853513-117	1/26/2012	97.75	00000168093
101-337.100-850.000	Communicatic	NEXTEL C(AT	879853513-118	1/26/2012	100.26	00000168093
101-337.100-850.000	Communicatic	NEXTEL C(AT	879853513-118	1/26/2012	54.78	00000168093
101-337.100-850.000	Communicatic	AT & T AT	810766700001	2/2/2012	4,369.88	00000168150
101-337.100-850.000	Communicatic	AT & T SB:AT	8102303151595	2/2/2012	1,990.72	00000168152
101-337.100-850.000	Communicatic	AT & T SB:AT	8102303151595	2/2/2012	1,958.32	00000168152
101-337.100-850.000	Communicatic	AT & T SB:AT	8102303151595	2/16/2012	3,343.29	00000168313
101-337.100-850.000	Communicatic	AT & T AT	810766700002	2/23/2012	4,369.88	00000168386
101-337.100-850.000	Communicatic	NEXTEL C(AT	879853513-119	3/8/2012	50.89	00000168480
101-337.100-850.000	Communicatic	NEXTEL C(AT	879853513-119	3/8/2012	175.42	00000168480
101-337.100-850.000	Communicatic	AT & T SB:AT	8102303151595	3/22/2012	3,615.85	00000168606
101-337.100-850.000	Communicatic	AT & T AT	810766700003	3/29/2012	4,369.88	00000168631
101-337.100-850.000	Communicatic	NEXTEL C(AT	879853513-120	4/5/2012	78.49	00000168741
101-337.100-850.000	Communicatic	NEXTEL C(AT	879853513-120	4/5/2012	99.74	00000168741
101-337.100-850.000	Communicatic	AT & T SB:AT	8102303151595	4/26/2012	3,515.88	00000168911
101-337.100-850.000	Communicatic	AT & T AT	810766700004	4/26/2012	4,369.88	00000168909
101-337.100-850.000	Communicatic	AT & T AT	810766700005	5/17/2012	4,369.88	00000169040
101-337.100-850.000	Communicatic	NEXTEL C(AT	879853513-121	5/17/2012	395.27	00000169030
101-337.100-850.000	Communicatic	NEXTEL C(AT	879853513-122	5/17/2012	269.06	00000169030
101-337.100-850.000	Communicatic	AT & T SB:AT	8102303151595	5/17/2012	3,511.01	00000169041

Total for Dept 337.100 Office Of Fire Chief: 47,959.89

Dept 371.209 Development-Planning & Zoning

101-371.209-729.000	Postage	MAIL ROOM	11110261	12/8/2011	85.26	A0000006855
101-371.209-729.000	Postage	MAIL ROOM	12110261	1/12/2012	5.42	A0000007291

101-371.209-729.000	Postage	MAIL ROOM	01120261	2/9/2012	11.59	A0000007748
101-371.209-729.000	Postage	MAIL ROOM	02120261	3/22/2012	19.82	A0000008430
101-371.209-729.000	Postage	MAIL ROOM	03120261	4/12/2012	58.70	A0000008718
101-371.209-729.000	Postage	MAIL ROOM	04120261	5/10/2012	65.15	A0000009125

Total for Dept 371.209 Development-Planning & 245.94

Dept 443.206 Street Lighting

101-443.206-920.000	Utilities	CONSUME AT	1000 0029 8404	12/15/2011	225,605.19	00000167742
101-443.206-920.000	Utilities	CONSUME AT	1000 0029 8404	1/19/2012	229,918.26	00000168024
101-443.206-920.000	Utilities	CONSUME AT	1000 0029 8404	2/16/2012	233,186.04	00000168303
101-443.206-920.000	Utilities	CONSUME AT	1000 0029 8404	3/15/2012	230,799.25	00000168515
101-443.206-920.000	Utilities	CONSUME AT	1000 0029 8404	4/19/2012	228,422.75	00000168882
101-443.206-920.000	Utilities	CONSUME AT	1000 0029 8404	5/17/2012	227,206.55	00000169031

Total for Dept 443.206 Street Lighting: 1,375,138.04

Dept 690.100 DCD - Administration

101-690.100-729.000	Postage	MAIL ROOM	11110261	12/8/2011	33.90	A0000006855
101-690.100-729.000	Postage	MAIL ROOM	12110261	1/12/2012	5.87	A0000007291
101-690.100-729.000	Postage	MAIL ROOM	01120261	2/9/2012	7.56	A0000007748
101-690.100-729.000	Postage	MAIL ROOM	02120261	3/22/2012	2.48	A0000008430
101-690.100-729.000	Postage	MAIL ROOM	03120261	4/12/2012	0.54	A0000008718
101-690.100-729.000	Postage	MAIL ROOM	04120261	5/10/2012	2.98	A0000009125
101-690.100-801.000	Professional S	GENESEE	ECON000019	3/22/2012	30,000.00	A0000008460
101-690.100-850.000	Communicatic	NEXTEL C(AT	879853513-116	12/15/2011	180.45	00000167740
101-690.100-850.000	Communicatic	AT & T AT	810766700012	1/19/2012	209.42	00000168036
101-690.100-850.000	Communicatic	NEXTEL C(AT	879853513-117	1/26/2012	133.01	00000168093
101-690.100-850.000	Communicatic	NEXTEL C(AT	879853513-118	1/26/2012	134.74	00000168093
101-690.100-850.000	Communicatic	AT & T AT	810766700001	2/2/2012	261.52	00000168150
101-690.100-850.000	Communicatic	AT & T AT	810766700002	2/23/2012	368.82	00000168386
101-690.100-850.000	Communicatic	NEXTEL C(AT	879853513-119	3/8/2012	134.74	00000168480
101-690.100-850.000	Communicatic	AT & T AT	810766700003	3/29/2012	463.02	00000168631
101-690.100-850.000	Communicatic	NEXTEL C(AT	879853513-120	4/5/2012	46.16	00000168741
101-690.100-850.000	Communicatic	NEXTEL C(AT	879853513-120	4/5/2012	40.99	00000168741
101-690.100-850.000	Communicatic	AT & T AT	810766700004	4/26/2012	478.72	00000168909
101-690.100-850.000	Communicatic	AT & T AT	810766700005	5/17/2012	498.60	00000169040

101-690.100-850.000	Communicatic NEXTEL C(AT	879853513-121	5/17/2012	46.13	00000169030
101-690.100-850.000	Communicatic NEXTEL C(AT	879853513-121	5/17/2012	72.43	00000169030
101-690.100-850.000	Communicatic NEXTEL C(AT	879853513-122	5/17/2012	87.26	00000169030
101-690.100-850.000	Communicatic NEXTEL C(AT	879853513-122	5/17/2012	46.13	00000169030
101-690.100-964.100	Grant ineligible U.S. DEPAI LO	SC-0001367	2/9/2012	76,327.32	00000168251
101-690.100-964.100	Grant ineligible U.S. DEPAI LO	SC-0001367	2/16/2012	76,327.32	00000168310
101-690.100-964.100	Grant ineligible U.S. DEPT CD	GRANT REPAYMN	3/15/2012	5,000.00	00000168521
101-690.100-964.100	Grant ineligible U.S. DEPT	GRANT REPAYME	4/5/2012	5,000.00	00000168748
101-690.100-964.100	Grant ineligible U.S. DEPT	GRANT REPAYME	5/10/2012	5,000.00	00000168985

Total for Dept 690.100 DCD - Administration: 200,910.11

Dept 748.214 COF Parks & Rec Facility Improvements

101-748.214-976.000	WOOD FLOO KUHN SPE WOOD FLOO 177		12/1/2011	8,967.00	00000167872
---------------------	----------------------------------	--	-----------	----------	-------------

Total for Dept 748.214 COF Parks & Rec Facili: 8,967.00

Dept 748.215 COF Parks & Rec Berston Fac Improv.

101-748.215-976.000	THERMO. RA WILLIAM E INSTALL THE 32358		1/19/2012	5,399.00	A0000007426
101-748.215-976.000	INSTALL THE WILLIAM E INSTALL THE 32358		1/19/2012	987.00	A0000007426

Total for Dept 748.215 COF Parks & Rec Berst 6,386.00

Dept 752.100 Parks & Recreation Admin

101-752.100-729.000	Postage MAIL ROOF	11110261	12/8/2011	4.11	A0000006855
101-752.100-729.000	Postage MAIL ROOF	12110261	1/12/2012	0.90	A0000007291
101-752.100-729.000	Postage MAIL ROOF	01120261	2/9/2012	19.65	A0000007748
101-752.100-729.000	Postage MAIL ROOF	02120261	3/22/2012	1.86	A0000008430
101-752.100-729.000	Postage MAIL ROOF	03120261	4/12/2012	2.17	A0000008718
101-752.100-729.000	Postage MAIL ROOF	04120261	5/10/2012	1.99	A0000009125
101-752.100-823.000	Copying Servi XEROX CC	800584922	12/1/2011	162.17	A0000006744
101-752.100-823.000	Copying Servi XEROX CC	800586693	1/12/2012	162.17	A0000007283
101-752.100-823.000	Copying Servi XEROX CC	800588479	2/2/2012	162.17	A0000007629
101-752.100-823.000	Copying Servi XEROX CC	800590237	3/8/2012	162.17	A0000008181
101-752.100-823.000	Copying Servi XEROX CC	800591987	3/29/2012	162.17	A0000008508
101-752.100-823.000	Copying Servi XEROX CC	800593730	5/3/2012	162.17	A0000009003
101-752.100-850.000	Communicatic NEXTEL C(AT	879853513-116	12/15/2011	47.00	00000167740

101-752.100-850.000	Communicatic NEXTEL C(AT	879853513-116	12/15/2011	23.43	00000167740
101-752.100-850.000	Communicatic AT & T AT	810766700012	1/19/2012	957.11	00000168036
101-752.100-850.000	Communicatic NEXTEL C(AT	879853513-117	1/26/2012	47.00	00000168093
101-752.100-850.000	Communicatic NEXTEL C(AT	879853513-117	1/26/2012	23.57	00000168093
101-752.100-850.000	Communicatic NEXTEL C(879853513-118	1/26/2012	47.28	00000168093
101-752.100-850.000	Communicatic NEXTEL C(879853513-118	1/26/2012	23.57	00000168093
101-752.100-850.000	Communicatic AT & T AT	810766700001	2/2/2012	977.14	00000168150
101-752.100-850.000	Communicatic AT & T SB:AT	8102303151595	2/2/2012	45.18	00000168152
101-752.100-850.000	Communicatic AT & T SB:AT	8102303151595	2/2/2012	41.26	00000168152
101-752.100-850.000	Communicatic AT & T SB:AT	8102303151595	2/16/2012	44.35	00000168313
101-752.100-850.000	Communicatic AT & T AT	810766700002	2/23/2012	1,018.41	00000168386
101-752.100-850.000	Communicatic NEXTEL C(AT	879853513-119	3/8/2012	47.28	00000168480
101-752.100-850.000	Communicatic NEXTEL C(AT	879853513-119	3/8/2012	23.57	00000168480
101-752.100-850.000	Communicatic AT & T SB:AT	8102303151595	3/22/2012	53.68	00000168606
101-752.100-850.000	Communicatic AT & T AT	810766700003	3/29/2012	1,054.65	00000168631
101-752.100-850.000	Communicatic NEXTEL C(AT	879853513-120	4/5/2012	47.28	00000168741
101-752.100-850.000	Communicatic NEXTEL C(AT	879853513-120	4/5/2012	23.71	00000168741
101-752.100-850.000	Communicatic AT & T SB:AT	8102303151595	4/26/2012	80.95	00000168911
101-752.100-850.000	Communicatic AT & T AT	810766700004	4/26/2012	1,060.68	00000168909
101-752.100-850.000	Communicatic AT & T AT	810766700005	5/17/2012	1,068.33	00000169040
101-752.100-850.000	Communicatic NEXTEL C(AT	879853513-121	5/17/2012	47.22	00000169030
101-752.100-850.000	Communicatic NEXTEL C(AT	879853513-121	5/17/2012	23.54	00000169030
101-752.100-850.000	Communicatic NEXTEL C(AT	879853513-122	5/17/2012	47.22	00000169030
101-752.100-850.000	Communicatic NEXTEL C(AT	879853513-122	5/17/2012	23.54	00000169030
101-752.100-850.000	Communicatic AT & T SB:AT	8102303151595	5/17/2012	84.19	00000169041

Total for Dept 752.100 Parks & Recreation Adm

7,984.84

Dept 752.101 Parks - Recreation Division

101-752.101-850.000	Communicatic NEXTEL C(AT	879853513-116	12/15/2011	23.43	00000167740
101-752.101-850.000	Communicatic NEXTEL C(AT	879853513-116	12/15/2011	23.57	00000167740
101-752.101-850.000	Communicatic NEXTEL C(AT	879853513-117	1/26/2012	23.43	00000168093
101-752.101-850.000	Communicatic NEXTEL C(AT	879853513-117	1/26/2012	143.15	00000168093
101-752.101-850.000	Communicatic NEXTEL C(879853513-118	1/26/2012	23.71	00000168093
101-752.101-850.000	Communicatic NEXTEL C(879853513-118	1/26/2012	23.57	00000168093
101-752.101-850.000	Communicatic AT & T SB:AT	8102303151595	2/2/2012	182.66	00000168152
101-752.101-850.000	Communicatic AT & T SB:AT	8102303151595	2/2/2012	170.14	00000168152

101-752.101-850.000	Communicatic AT & T SB:AT	8102303151595	2/16/2012	188.19	00000168313
101-752.101-850.000	Communicatic NEXTEL C(AT	879853513-119	3/8/2012	23.71	00000168480
101-752.101-850.000	Communicatic NEXTEL C(AT	879853513-119	3/8/2012	23.57	00000168480
101-752.101-850.000	Communicatic AT & T SB:AT	8102303151595	3/22/2012	214.47	00000168606
101-752.101-850.000	Communicatic NEXTEL C(AT	879853513-120	4/5/2012	23.57	00000168741
101-752.101-850.000	Communicatic NEXTEL C(AT	879853513-120	4/5/2012	23.71	00000168741
101-752.101-850.000	Communicatic AT & T SB:AT	8102303151595	4/26/2012	324.67	00000168911
101-752.101-850.000	Communicatic NEXTEL C(AT	879853513-121	5/17/2012	23.68	00000169030
101-752.101-850.000	Communicatic NEXTEL C(AT	879853513-121	5/17/2012	23.54	00000169030
101-752.101-850.000	Communicatic NEXTEL C(AT	879853513-122	5/17/2012	47.22	00000169030
101-752.101-850.000	Communicatic AT & T SB:AT	8102303151595	5/17/2012	323.42	00000169041
101-752.101-920.000	Utilities Consumers ML111111-12	100004824130	12/22/2011	5,377.42	00000167805

Total for Dept 752.101 Parks - Recreation Divis 7,230.83

Dept 752.102 Parks - Forestry Admin

101-752.102-801.000	101 PKS, CIT' ROWE ENC	EXPIRES 3/0066873	1/19/2012	2,500.00	A0000007422
---------------------	------------------------	-------------------	-----------	----------	-------------

Total for Dept 752.102 Parks - Forestry Admin: 2,500.00

Dept 752.120 Brennan Community Center

101-752.120-823.000	Copying Servi XEROX CC	800584922	12/1/2011	24.28	A0000006744
101-752.120-823.000	Copying Servi XEROX CC	800586693	1/12/2012	24.28	A0000007283
101-752.120-823.000	Copying Servi XEROX CC	800588479	2/2/2012	24.28	A0000007629
101-752.120-823.000	Copying Servi XEROX CC	800590237	3/8/2012	24.28	A0000008181
101-752.120-823.000	Copying Servi XEROX CC	800591987	3/29/2012	24.28	A0000008508
101-752.120-823.000	Copying Servi XEROX CC	800593730	5/3/2012	24.28	A0000009003
101-752.120-850.000	Communicatic AT & T AT	810766700012	1/19/2012	34.99	00000168036
101-752.120-850.000	Communicatic AT & T AT	810766700001	2/2/2012	34.99	00000168150
101-752.120-850.000	Communicatic AT & T AT	810766700002	2/23/2012	39.99	00000168386
101-752.120-850.000	Communicatic AT & T AT	810766700003	3/29/2012	39.99	00000168631
101-752.120-850.000	Communicatic AT & T AT	810766700004	4/26/2012	39.99	00000168909
101-752.120-850.000	Communicatic AT & T AT	810766700005	5/17/2012	39.99	00000169040

Total for Dept 752.120 Brennan Community Ce 375.62

Dept 753.200 Pks-Facilities Maint-Municipal Center

101-753.200-850.000	Communicatic NEXTEL C(AT	879853513-116	12/15/2011	133.41	00000167740
101-753.200-850.000	Communicatic AT & T AT	810766700012	1/19/2012	48.33	00000168036
101-753.200-850.000	Communicatic NEXTEL C(AT	879853513-117	1/26/2012	196.55	00000168093
101-753.200-850.000	Communicatic NEXTEL C(879853513-118	1/26/2012	136.27	00000168093
101-753.200-850.000	Communicatic AT & T AT	810766700001	2/2/2012	60.35	00000168150
101-753.200-850.000	Communicatic AT & T SB:AT	8102303151595	2/2/2012	75.60	00000168152
101-753.200-850.000	Communicatic AT & T SB:AT	8102303151595	2/2/2012	68.53	00000168152
101-753.200-850.000	Communicatic AT & T SB:AT	8102303151595	2/16/2012	73.22	00000168313
101-753.200-850.000	Communicatic AT & T AT	810766700002	2/23/2012	85.11	00000168386
101-753.200-850.000	Communicatic NEXTEL C(AT	879853513-119	3/8/2012	253.65	00000168480
101-753.200-850.000	Communicatic AT & T SB:AT	8102303151595	3/22/2012	72.94	00000168606
101-753.200-850.000	Communicatic AT & T AT	810766700003	3/29/2012	106.85	00000168631
101-753.200-850.000	Communicatic NEXTEL C(AT	879853513-120	4/5/2012	134.67	00000168741
101-753.200-850.000	Communicatic AT & T SB:AT	8102303151595	4/26/2012	128.69	00000168911
101-753.200-850.000	Communicatic AT & T AT	810766700004	4/26/2012	110.47	00000168909
101-753.200-850.000	Communicatic AT & T AT	810766700005	5/17/2012	115.06	00000169040
101-753.200-850.000	Communicatic NEXTEL C(AT	879853513-121	5/17/2012	240.10	00000169030
101-753.200-850.000	Communicatic NEXTEL C(AT	879853513-122	5/17/2012	166.55	00000169030
101-753.200-850.000	Communicatic AT & T SB:AT	8102303151595	5/17/2012	127.43	00000169041
101-753.200-920.000	Utilities Consumers ML101511-11	100000298479	12/1/2011	9,888.92	00000167643
101-753.200-920.000	Utilities Consumers ML101511-11	100000298446	12/1/2011	18,404.44	00000167643
101-753.200-920.000	Utilities Consumers ML111511-12	100000298479	12/22/2011	19,630.30	00000167805
101-753.200-920.000	Utilities Consumers ML111611-12	100000298446	1/19/2012	19,525.37	00000168030
101-753.200-920.000	Utilities Consumers ML121611-01	100000298479	2/9/2012	30,061.94	00000168247
101-753.200-920.000	Utilities Consumers ML121711-01	100000298446	2/9/2012	20,128.40	00000168248
101-753.200-920.000	Utilities Consumers ML011912-02	100000298479	2/23/2012	22,444.22	00000168383
101-753.200-920.000	Utilities Consumers ML012012-02	100000298446	3/8/2012	17,674.52	00000168484
101-753.200-920.000	Utilities Consumers ML021612-03	100000298479	3/29/2012	18,045.99	00000168627
101-753.200-920.000	Utilities Consumers ML021712-03	100000298446	3/29/2012	19,828.35	00000168628
101-753.200-920.000	Utilities Consumers ML031712-04	100000298479	4/26/2012	9,048.52	00000168904
101-753.200-920.000	Utilities Consumers ML032112-04	100000298446	4/26/2012	21,934.12	00000168905
101-753.200-920.000	Utilities Consumers ML042012-05	100000298446	5/24/2012	20,559.65	00000169119
101-753.200-930.000	2 PASSENGE B & D ELE\ ELEVATOR N 7235		12/22/2011	2,000.00	00000167860
101-753.200-930.000	1 PASSENGE B & D ELE\ ELEVATOR N 7235		12/22/2011	750.00	00000167860
101-753.200-930.000	1 PASSENGE B & D ELE\ ELEVATOR N 7235		12/22/2011	500.00	00000167860
101-753.200-930.000	1 DUMB WAI" B & D ELE\ ELEVATOR N 7235		12/22/2011	300.00	00000167860
101-753.200-930.000	1 PASSENGE B & D ELE\ ELEVATOR N 7235		12/22/2011	1,050.00	00000167860

101-753.200-930.000	1 PASSENGE B & D ELEV ELEVATOR M 7235	12/22/2011	1,050.00	00000167860
101-753.200-930.000	1 PASSENGE B & D ELEV ELEVATOR M 7235	12/22/2011	900.00	00000167860
101-753.200-930.000	12TH STREET B & D ELEV ELEVATOR M 7235	12/22/2011	350.00	00000167860
101-753.200-930.000	1 SERVICE H. B & D ELEV ELEVATOR M 7235	12/22/2011	400.02	00000167860
101-753.200-930.000	FIRE STATION B & D ELEV ELEVATOR M 7235	12/22/2011	600.00	00000167860

Total for Dept 753.200 Pks-Facilities Maint-Mur 257,408.54

Dept 753.201 Pks-Facilities Maint - Fire

101-753.201-850.000	Communications NEXTEL CAT	879853513-116	12/15/2011	17.06	00000167740
---------------------	---------------------------	---------------	------------	-------	-------------

Total for Dept 753.201 Pks-Facilities Maint - Fire 17.06

Total for Fund 101 General Fund: 2,801,638.66

Fund 202 Major Street Fund

Dept 000.000 Undesignated-Balance Sheet Activity

202-000.000-110.600	TRAFFIC SIG CARRIER / SIGNAL REP 237860	12/1/2011	8,500.00	A0000006713
202-000.000-110.600	MISC TRAFFIC VULCAN SIGNAL TRAFFIC SIG 212566	2/16/2012	9,789.20	A0000007887

Total for Dept 000.000 Undesignated-Balance Sheet 18,289.20

Dept 000.300 General government

202-000.300-546.000	Gas & Weight STATE OF	AP338459	1/19/2012	85,285.73	00000168046
---------------------	-----------------------	----------	-----------	-----------	-------------

Total for Dept 000.300 General government: 85,285.73

Dept 441.702 Transportation-Tip Contribution

202-441.702-800.000	ML KING ROAD WADE TRAIL	42960	1/19/2012	25,057.43	A0000007425
202-441.702-800.000	ML KING ROAD WADE TRAIL	43169	1/19/2012	24,643.55	A0000007425
202-441.702-800.000	ML KING ROAD WADE TRAIL	43341	1/19/2012	12,074.23	A0000007425
202-441.702-801.000	202 MLK, PIECE STATE OF	AP339176	1/19/2012	150,981.87	00000168046
202-441.702-801.000	202 MLK, PIECE STATE OF	AP336522	1/19/2012	86,553.79	00000168046
202-441.702-801.000	202 MLK, PIECE STATE OF	AP337661	1/19/2012	93,545.00	00000168046
202-441.702-801.000	202 MLK, PIECE STATE OF	AP338458	1/19/2012	114,532.73	00000168046
202-441.702-801.000	202 MLK, PIECE STATE OF	AP339804	1/19/2012	11,927.91	00000168046

202-441.702-801.000	PRELIMINAR' ROWE ENC	0068023	4/5/2012	9,763.25	A0000008602
---------------------	----------------------	---------	----------	----------	-------------

Total for Dept 441.702 Transportation-Tip Cont				529,079.76	
--	--	--	--	------------	--

Dept 441.703 Transp.- 3rd Ave. Enhancement Project

202-441.703-801.000	GLOBE & POI J RANCK E REPLACEMENT	100807	12/8/2011	8,259.00	A0000007573
202-441.703-801.000	FREIGHT J RANCK E REPLACEMENT	100807	12/8/2011	475.00	A0000007573

Total for Dept 441.703 Transp.- 3rd Ave. Enhar				8,734.00	
--	--	--	--	----------	--

Dept 441.710 Kearsley Streetscape - Flint Cultur Cntr

202-441.710-580.000	Local Grants FLINT CUL' RETURN BA GRANT RETURN		5/10/2012	61,607.93	A0000009156
202-441.710-801.000	KEARSLEY S' STATE OF AT	AP 339805	12/8/2011	14,562.70	00000167690
202-441.710-801.000	KEARSLEY S' STATE OF	AP340580	1/19/2012	29,537.66	00000168046
202-441.710-801.000	KEARSLEY S' STATE OF AT	AP342582	4/5/2012	5,545.14	00000168769

Total for Dept 441.710 Kearsley Streetscape - F				111,253.43	
---	--	--	--	------------	--

Dept 442.100 Transportation Major And Local Streets

202-442.100-729.000	Postage MAIL ROOM	11110261	12/8/2011	1.03	A0000006855
202-442.100-729.000	Postage MAIL ROOM	12110261	1/12/2012	4.97	A0000007291
202-442.100-729.000	Postage MAIL ROOM	01120261	2/9/2012	6.55	A0000007748
202-442.100-729.000	Postage MAIL ROOM	02120261	3/22/2012	4.34	A0000008430
202-442.100-729.000	Postage MAIL ROOM	02120261	3/22/2012	1.24	A0000008430
202-442.100-729.000	Postage MAIL ROOM	03120261	4/12/2012	0.54	A0000008718
202-442.100-729.000	Postage MAIL ROOM	04120261	5/10/2012	0.99	A0000009125
202-442.100-823.000	Copying Servi XEROX CC	800584922	12/1/2011	183.29	A0000006744
202-442.100-823.000	Copying Servi XEROX CC	800586693	1/12/2012	183.29	A0000007283
202-442.100-823.000	Copying Servi XEROX CC	800588479	2/2/2012	421.13	A0000007629
202-442.100-823.000	Copying Servi XEROX CC	800590237	3/8/2012	183.29	A0000008181
202-442.100-823.000	Copying Servi XEROX CC	800591987	3/29/2012	183.29	A0000008508
202-442.100-823.000	Copying Servi XEROX CC	800593730	5/3/2012	399.51	A0000009003
202-442.100-850.000	Communicatic NEXTEL C(AT	879853513-116	12/15/2011	23.43	00000167740
202-442.100-850.000	Communicatic AT & T AT	810766700012	1/19/2012	249.16	00000168036
202-442.100-850.000	Communicatic NEXTEL C(AT	879853513-117	1/26/2012	23.43	00000168093
202-442.100-850.000	Communicatic NEXTEL C(AT	879853513-118	1/26/2012	23.57	00000168093
202-442.100-850.000	Communicatic AT & T AT	810766700001	2/2/2012	273.20	00000168150

202-442.100-850.000	Communicatic AT & T	AT	810766700002	2/23/2012	322.72	00000168386
202-442.100-850.000	Communicatic NEXTEL C	AT	879853513-119	3/8/2012	79.00	00000168480
202-442.100-850.000	Communicatic AT & T	AT	810766700003	3/29/2012	366.20	00000168631
202-442.100-850.000	Communicatic NEXTEL C	AT	879853513-120	4/5/2012	23.57	00000168741
202-442.100-850.000	Communicatic AT & T	AT	810766700004	4/26/2012	373.45	00000168909
202-442.100-850.000	Communicatic AT & T	AT	810766700005	5/17/2012	382.62	00000169040
202-442.100-850.000	Communicatic NEXTEL C	AT	879853513-121	5/17/2012	76.10	00000169030
202-442.100-850.000	Communicatic NEXTEL C	AT	879853513-122	5/17/2012	69.43	00000169030

Total for Dept 442.100 Transportation Major Ar 3,859.34

Dept 443.200 Trans Engg-Routine Maint-Strts/Repairs

202-443.200-729.000	Postage	MAIL ROOF	12110261	1/12/2012	3.16	A0000007291
202-443.200-729.000	Postage	MAIL ROOF	01120261	2/9/2012	1.01	A0000007748
202-443.200-729.000	Postage	MAIL ROOF	02120261	3/22/2012	4.34	A0000008430
202-443.200-729.000	Postage	MAIL ROOF	03120261	4/12/2012	1.63	A0000008718
202-443.200-729.000	Postage	MAIL ROOF	04120261	5/10/2012	1.99	A0000009125
202-443.200-801.000	FY10/11 BRID WADE TRII		42959	1/12/2012	5,193.97	A0000007281
202-443.200-801.000	FY10/11 BRID WADE TRII		43533	1/12/2012	6,820.03	A0000007281
202-443.200-801.000	202 CITY ENC ROWE ENC	EXPIRES 3/0066873		1/19/2012	25,000.00	A0000007422
202-443.200-801.000	TRANSPORT. ROWE ENC	EXPIRES 120067285		3/22/2012	26,836.25	A0000008504
202-443.200-801.000	TRANSPORT. ROWE ENC	EXPIRES 120067654		3/22/2012	14,741.94	A0000008504
202-443.200-801.000	TRANSPORT. ROWE ENC	EXPIRES 120068450		3/22/2012	5,137.50	A0000008504
202-443.200-850.000	Communicatic NEXTEL C	AT	879853513-116	12/15/2011	117.43	00000167740
202-443.200-850.000	Communicatic AT & T	AT	810766700012	1/19/2012	48.33	00000168036
202-443.200-850.000	Communicatic NEXTEL C	AT	879853513-117	1/26/2012	119.00	00000168093
202-443.200-850.000	Communicatic NEXTEL C		879853513-118	1/26/2012	119.56	00000168093
202-443.200-850.000	Communicatic AT & T	AT	810766700001	2/2/2012	60.35	00000168150
202-443.200-850.000	Communicatic AT & T	AT	810766700002	2/23/2012	85.11	00000168386
202-443.200-850.000	Communicatic NEXTEL C	AT	879853513-119	3/8/2012	240.98	00000168480
202-443.200-850.000	Communicatic AT & T	AT	810766700003	3/29/2012	106.85	00000168631
202-443.200-850.000	Communicatic NEXTEL C	AT	879853513-120	4/5/2012	118.13	00000168741
202-443.200-850.000	Communicatic AT & T	AT	810766700004	4/26/2012	110.47	00000168909
202-443.200-850.000	Communicatic AT & T	AT	810766700005	5/17/2012	115.06	00000169040
202-443.200-850.000	Communicatic NEXTEL C	AT	879853513-121	5/17/2012	119.41	00000169030
202-443.200-850.000	Communicatic NEXTEL C	AT	879853513-122	5/17/2012	119.41	00000169030

Total for Dept 443.200 Trans Engg-Routine Ma

85,221.91

Dept 443.201 Traffic Engineering Service Maintenance

202-443.201-726.000	CONTROLLED CARRIER / REIMBURSEMENT	239557	5/10/2012	5,252.50	A0000009175
202-443.201-801.000	FALL PAVEMENT & M PAV	2397	12/22/2011	49,885.72	00000167857
202-443.201-823.000	Copying Service XEROX CC	800584922	12/1/2011	74.35	A0000006744
202-443.201-823.000	Copying Service XEROX CC	800584922	12/1/2011	56.81	A0000006744
202-443.201-823.000	Copying Service XEROX CC	800586693	1/12/2012	74.35	A0000007283
202-443.201-823.000	Copying Service XEROX CC	800586693	1/12/2012	56.80	A0000007283
202-443.201-823.000	Copying Service XEROX CC	800588479	2/2/2012	74.35	A0000007629
202-443.201-823.000	Copying Service XEROX CC	800588479	2/2/2012	56.81	A0000007629
202-443.201-823.000	Copying Service XEROX CC	800590237	3/8/2012	74.35	A0000008181
202-443.201-823.000	Copying Service XEROX CC	800590237	3/8/2012	56.80	A0000008181
202-443.201-823.000	Copying Service XEROX CC	800591987	3/29/2012	74.35	A0000008508
202-443.201-823.000	Copying Service XEROX CC	800591987	3/29/2012	56.80	A0000008508
202-443.201-823.000	Copying Service XEROX CC	800593730	5/3/2012	74.35	A0000009003
202-443.201-823.000	Copying Service XEROX CC	800593730	5/3/2012	56.81	A0000009003
202-443.201-850.000	Communications NEXTEL CELL	879853513-116	12/15/2011	327.44	00000167740
202-443.201-850.000	Communications AT & T	810766700012	1/19/2012	161.09	00000168036
202-443.201-850.000	Communications NEXTEL CELL	879853513-117	1/26/2012	225.15	00000168093
202-443.201-850.000	Communications NEXTEL CELL	879853513-118	1/26/2012	278.65	00000168093
202-443.201-850.000	Communications AT & T	810766700001	2/2/2012	201.17	00000168150
202-443.201-850.000	Communications AT & T	810766700002	2/23/2012	283.71	00000168386
202-443.201-850.000	Communications NEXTEL CELL	879853513-119	3/8/2012	276.10	00000168480
202-443.201-850.000	Communications AT & T	810766700003	3/29/2012	356.17	00000168631
202-443.201-850.000	Communications NEXTEL CELL	879853513-120	4/5/2012	369.41	00000168741
202-443.201-850.000	Communications AT & T	810766700004	4/26/2012	368.25	00000168909
202-443.201-850.000	Communications AT & T	810766700005	5/17/2012	383.54	00000169040
202-443.201-850.000	Communications NEXTEL CELL	879853513-121	5/17/2012	333.96	00000169030
202-443.201-850.000	Communications NEXTEL CELL	879853513-122	5/17/2012	263.46	00000169030
202-443.201-920.000	Utilities CONSUME	1000 0029 8321	12/15/2011	12,493.41	00000167742
202-443.201-920.000	Utilities CONSUME AT	1000 0029 8321	1/19/2012	12,838.48	00000168024
202-443.201-920.000	Utilities CONSUME AT	1000 0029 8321	2/16/2012	13,186.60	00000168303
202-443.201-920.000	Utilities CONSUME AT	1000 0029 8321	3/15/2012	13,041.96	00000168515
202-443.201-920.000	Utilities CONSUME AT	1000 0029 8321	4/19/2012	12,852.87	00000168882
202-443.201-920.000	Utilities CONSUME AT	1000 0029 8321	5/17/2012	12,829.47	00000169031
202-443.201-977.000	GRINDLAZER SHERWIN ' GRINDLAZER	1843-8	12/1/2011	10,645.00	00000167632

Total for Dept 443.201 Traffic Engineering Serv 147,641.04

Dept 443.202 Dort Highway Maintenance

202-443.202-726.000	CONTROLLED CARRIER / REIMBURSEMENT	239557	5/10/2012	5,252.50	A0000009175
---------------------	------------------------------------	--------	-----------	----------	-------------

Total for Dept 443.202 Dort Highway Maintenance 5,252.50

Dept 449.201 St Maint-Routine Maint-Starts/Repairs-Act

202-449.201-823.000	Copying Service XEROX CC	800584922	12/1/2011	48.56	A0000006744
202-449.201-823.000	Copying Service XEROX CC	800586693	1/12/2012	48.56	A0000007283
202-449.201-823.000	Copying Service XEROX CC	800588479	2/2/2012	48.56	A0000007629
202-449.201-823.000	Copying Service XEROX CC	800590237	3/8/2012	48.56	A0000008181
202-449.201-823.000	Copying Service XEROX CC	800591987	3/29/2012	48.56	A0000008508
202-449.201-823.000	Copying Service XEROX CC	800593730	5/3/2012	48.56	A0000009003
202-449.201-850.000	Communications NEXTEL CELL	879853513-116	12/15/2011	930.32	00000167740
202-449.201-850.000	Communications NEXTEL CELL	879853513-117	1/26/2012	958.10	00000168093
202-449.201-850.000	Communications NEXTEL CELL	879853513-118	1/26/2012	934.06	00000168093
202-449.201-850.000	Communications AT & T SB	8102303151595	2/2/2012	22.26	00000168152
202-449.201-850.000	Communications AT & T SB	8102303151595	2/2/2012	22.19	00000168152
202-449.201-850.000	Communications AT & T SB	8102303151595	2/16/2012	22.24	00000168313
202-449.201-850.000	Communications NEXTEL CELL	879853513-119	3/8/2012	936.14	00000168480
202-449.201-850.000	Communications AT & T SB	8102303151595	3/22/2012	40.48	00000168606
202-449.201-850.000	Communications NEXTEL CELL	879853513-120	4/5/2012	941.74	00000168741
202-449.201-850.000	Communications AT & T SB	8102303151595	4/26/2012	40.45	00000168911
202-449.201-850.000	Communications NEXTEL CELL	879853513-121	5/17/2012	906.61	00000169030
202-449.201-850.000	Communications NEXTEL CELL	879853513-122	5/17/2012	903.96	00000169030
202-449.201-850.000	Communications AT & T SB	8102303151595	5/17/2012	40.45	00000169041

Total for Dept 449.201 St Maint-Routine Maintenance 6,990.36

Dept 449.203 St Maint-Winter Maint-Major/Local-Act

202-449.203-726.000	BULK SALT - DETROIT SEASONAL R	24832	12/22/2011	3,239.07	A0000007134
202-449.203-726.000	BULK SALT - DETROIT SEASONAL R	24801	12/22/2011	13,315.61	A0000007134
202-449.203-726.000	BULK SALT - DETROIT	24042	12/22/2011	18,133.35	A0000007036
202-449.203-726.000	BULK SALT - DETROIT	24068	12/22/2011	14,803.71	A0000007036
202-449.203-726.000	BULK SALT - DETROIT SEASONAL R	24596	12/22/2011	16,414.56	A0000007134

202-449.203-726.000	BULK SALT - DETROIT § SEASONAL R 25038	1/19/2012	16,398.47	A0000007443
202-449.203-726.000	BULK SALT - DETROIT § SEASONAL R 25539	2/2/2012	6,634.01	A0000007654
202-449.203-726.000	BULK SALT - DETROIT § SEASONAL R 25490	2/2/2012	9,885.23	A0000007654
202-449.203-726.000	BULK SALT - DETROIT § 25822	2/16/2012	6,616.94	A0000007988

Total for Dept 449.203 St Maint-Winter Maint-M	105,440.95
--	------------

Total for Fund 202 Major Street Fund:	1,107,048.22
---------------------------------------	--------------

Fund 203 Local Street Fund

Dept 443.201 Traffic Engineering Service Maintenance

203-443.201-726.000	PAVEMENT M 3M COMP PAVEMENT M TP41870	5/10/2012	22,070.00	A0000009134
---------------------	---------------------------------------	-----------	-----------	-------------

Total for Dept 443.201 Traffic Engineering Serv	22,070.00
---	-----------

Dept 449.203 St Maint-Winter Maint-Major/Local-Act51

203-449.203-726.000	BULK SALT - DETROIT § SEASONAL R 24832	12/22/2011	2,159.37	A0000007134
203-449.203-726.000	BULK SALT - DETROIT § SEASONAL R 24801	12/22/2011	8,877.06	A0000007134
203-449.203-726.000	BULK SALT - DETROIT § 24042	12/22/2011	12,088.89	A0000007036
203-449.203-726.000	BULK SALT - DETROIT § 24068	12/22/2011	9,869.14	A0000007036
203-449.203-726.000	BULK SALT - DETROIT § SEASONAL R 24596	12/22/2011	10,943.03	A0000007134
203-449.203-726.000	BULK SALT - DETROIT § SEASONAL R 25038	1/19/2012	10,932.30	A0000007443
203-449.203-726.000	BULK SALT - DETROIT § SEASONAL R 25539	2/2/2012	4,422.66	A0000007654
203-449.203-726.000	BULK SALT - DETROIT § SEASONAL R 25490	2/2/2012	6,590.14	A0000007654
203-449.203-726.000	BULK SALT - DETROIT § 25822	2/16/2012	4,411.30	A0000007988
203-449.203-726.000	BULK SALT - DETROIT § SEASONAL R 25867	3/8/2012	16,541.53	A0000008202
203-449.203-726.000	BULK SALT - DETROIT § SEASONAL R 26187	3/8/2012	27,360.85	A0000008202

Total for Dept 449.203 St Maint-Winter Maint-M	114,196.27
--	------------

Total for Fund 203 Local Street Fund:	136,266.27
---------------------------------------	------------

Fund 207 Police Fund

Dept 305.206 Pol Tech Serv - City Impound

207-305.206-801.000	TOWING & S` COMPLETE	035	2/9/2012	15,490.00	A0000007743
---------------------	----------------------	-----	----------	-----------	-------------

207-305.206-801.000	TOWING & S' COMPLETE	036	2/9/2012	19,780.00	A0000007743
207-305.206-801.000	TOWING & S' COMPLETE	037	2/9/2012	16,035.00	A0000007743
207-305.206-801.000	TOWING & S' COMPLETE	038	5/3/2012	13,200.00	A0000009005
207-305.206-801.000	TOWING & S' COMPLETE	039	5/3/2012	14,655.00	A0000009005
207-305.206-801.000	TOWING & S' COMPLETE	041	5/3/2012	13,260.00	A0000009005
207-305.206-801.000	TOWING & S' COMPLETE	040	5/24/2012	80,900.00	A0000009299
207-305.206-801.000	TOWING & S' COMPLETE	042	5/24/2012	129,000.00	A0000009299

Total for Dept 305.206 Pol Tech Serv - City Imp 302,320.00

Dept 315.204 Patrol Bureau-Patrol - 4Th Shift

207-315.204-823.000	Copying Servi XEROX CC	800584922	12/1/2011	48.56	A0000006744
207-315.204-823.000	Copying Servi XEROX CC	800584922	12/1/2011	113.61	A0000006744
207-315.204-823.000	Copying Servi XEROX CC	800586693	1/12/2012	48.56	A0000007283
207-315.204-823.000	Copying Servi XEROX CC	800586693	1/12/2012	113.61	A0000007283
207-315.204-823.000	Copying Servi XEROX CC	800588479	2/2/2012	48.56	A0000007629
207-315.204-823.000	Copying Servi XEROX CC	800588479	2/2/2012	113.61	A0000007629
207-315.204-823.000	Copying Servi XEROX CC	800590237	3/8/2012	48.56	A0000008181
207-315.204-823.000	Copying Servi XEROX CC	800590237	3/8/2012	113.61	A0000008181
207-315.204-823.000	Copying Servi XEROX CC	800591987	3/29/2012	48.56	A0000008508
207-315.204-823.000	Copying Servi XEROX CC	800591987	3/29/2012	113.61	A0000008508
207-315.204-823.000	Copying Servi XEROX CC	800593730	5/3/2012	48.56	A0000009003
207-315.204-823.000	Copying Servi XEROX CC	800593730	5/3/2012	113.61	A0000009003
207-315.204-850.000	Communicatic AT & T SB:AT	8102303151595	2/2/2012	457.09	00000168152
207-315.204-850.000	Communicatic AT & T SB:AT	8102303151595	2/2/2012	441.87	00000168152
207-315.204-850.000	Communicatic AT & T SB:AT	8102303151595	2/16/2012	519.64	00000168313
207-315.204-850.000	Communicatic AT & T SB:AT	8102303151595	3/22/2012	555.96	00000168606
207-315.204-850.000	Communicatic AT & T SB:AT	8102303151595	4/26/2012	682.37	00000168911
207-315.204-850.000	Communicatic AT & T SB:AT	8102303151595	5/17/2012	664.37	00000169041

Total for Dept 315.204 Patrol Bureau-Patrol - 4 4,294.32

Total for Fund 207 Police Fund: 306,614.32

Fund 208 Park/Recreation Fund
Dept 752.102 Parks - Forestry Admin

208-752.102-801.000	PARKS & RE(ROWE EN(EXPIRES 12/0067285	3/22/2012	3,711.95	A0000008504
208-752.102-801.000	PARKS & RE(ROWE EN(EXPIRES 12/0068450	3/22/2012	3,731.25	A0000008504

Total for Dept 752.102 Parks - Forestry Admin:	7,443.20
--	----------

Total for Fund 208 Park/Recreation Fund:	7,443.20
--	----------

Fund 213 Park & Recreation Senior Citizen Centers
Dept 752.120 Brennan Community Center

213-752.120-823.000	Copying Servi XEROX CC	800584922	12/1/2011	24.28	A0000006744
213-752.120-823.000	Copying Servi XEROX CC	800586693	1/12/2012	24.28	A0000007283
213-752.120-823.000	Copying Servi XEROX CC	800588479	2/2/2012	24.28	A0000007629
213-752.120-823.000	Copying Servi XEROX CC	800590237	3/8/2012	24.28	A0000008181
213-752.120-823.000	Copying Servi XEROX CC	800591987	3/29/2012	24.28	A0000008508
213-752.120-823.000	Copying Servi XEROX CC	800593730	5/3/2012	24.28	A0000009003

Total for Dept 752.120 Brennan Community Ce	145.68
---	--------

Total for Fund 213 Park & Recreation Senior Ci	145.68
--	--------

Fund 226 Rubbish Collection Fund

Dept 528.200 Waste Collection - Landfill

226-528.200-801.000	HOUSEHOLD CITIZENS [010638	12/8/2011	17,233.44	A0000006833
226-528.200-801.000	HOUSEHOLD CITIZENS [010688	12/8/2011	17,178.55	A0000006833
226-528.200-801.000	HOUSEHOLD CITIZENS [010740	12/8/2011	17,026.12	A0000006930
226-528.200-801.000	HOUSEHOLD CITIZENS [010786	12/22/2011	17,221.63	A0000007080
226-528.200-801.000	HOUSEHOLD CITIZENS [010878	1/19/2012	15,302.11	A0000007497
226-528.200-801.000	HOUSEHOLD CITIZENS [010833	2/2/2012	19,580.59	A0000007604
226-528.200-801.000	HOUSEHOLD CITIZENS [010916	2/9/2012	16,492.01	A0000007829
226-528.200-801.000	HOUSEHOLD CITIZENS [010962	2/23/2012	15,353.81	A0000008045
226-528.200-801.000	HOUSEHOLD CITIZENS [010999	3/8/2012	14,087.67	A0000008160
226-528.200-801.000	HOUSEHOLD CITIZENS [011040	3/29/2012	17,572.62	A0000008497
226-528.200-801.000	HOUSEHOLD CITIZENS [011076	4/12/2012	18,376.64	A0000008694

Total for Dept 528.200 Waste Collection - Land	185,425.19
--	------------

Dept 528.201 Waste Collection - Sanitation

226-528.201-850.000	Communicatic NEXTEL C(AT	879853513-116	12/15/2011	116.78	00000167740
226-528.201-850.000	Communicatic AT & T AT	810766700012	1/19/2012	48.33	00000168036
226-528.201-850.000	Communicatic NEXTEL C(AT	879853513-117	1/26/2012	120.50	00000168093
226-528.201-850.000	Communicatic NEXTEL C(AT	879853513-118	1/26/2012	117.35	00000168093
226-528.201-850.000	Communicatic AT & T AT	810766700001	2/2/2012	60.35	00000168150
226-528.201-850.000	Communicatic AT & T AT	810766700002	2/23/2012	85.11	00000168386
226-528.201-850.000	Communicatic NEXTEL C(AT	879853513-119	3/8/2012	118.78	00000168480
226-528.201-850.000	Communicatic AT & T AT	810766700003	3/29/2012	106.85	00000168631
226-528.201-850.000	Communicatic NEXTEL C(AT	879853513-120	4/5/2012	117.55	00000168741
226-528.201-850.000	Communicatic AT & T AT	810766700004	4/26/2012	110.47	00000168909
226-528.201-850.000	Communicatic AT & T AT	810766700005	5/17/2012	115.06	00000169040
226-528.201-850.000	Communicatic NEXTEL C(AT	879853513-121	5/17/2012	128.00	00000169030
226-528.201-850.000	Communicatic NEXTEL C(AT	879853513-122	5/17/2012	118.66	00000169030

Total for Dept 528.201 Waste Collection - Sanit 1,363.79

Dept 528.204 Waste Collect-Composting(Leaves & Grass)

226-528.204-726.000	Supplies MAIL ROOM	03120261	4/12/2012	0.54	A0000008718
---------------------	--------------------	----------	-----------	------	-------------

Total for Dept 528.204 Waste Collect-Composti 0.54

Total for Fund 226 Rubbish Collection Fund: 186,789.52

Fund 238 Hud Grants - 2009 & prior

Dept 748.180 Cof - Homeownership Zone

238-748.180-805.327	QUIET TITLE GENESEE EXPIRES C	0000014187	3/1/2012	38,197.58	A0000008101
---------------------	-------------------------------	------------	----------	-----------	-------------

Total for Dept 748.180 Cof - Homeownership Zi 38,197.58

Dept 748.205 COF - N. East Village rehabilitation

238-748.205-805.327	NE VILLAGE RON BRET	4	2/16/2012	32,430.30	A0000007901
---------------------	---------------------	---	-----------	-----------	-------------

Total for Dept 748.205 COF - N. East Village re 32,430.30

Dept 749.140 COF down payment assistance						
238-749.140-805.301	13 Direct Hom	ERIC LEW	DPA 705 WILBERF	5/3/2012	7,500.00	00000168931

Total for Dept 749.140 COF down payment ass					7,500.00	
Dept 749.280 Court St. Village Hsing Corp - OOR						
238-749.280-805.327	HOME OWNE COURT ST	EXPIRES JI 0909327		12/8/2011	12,448.06	A0000006931
238-749.280-805.327	HOME OWNE COURT ST	EXPIRES JI 0909332		5/10/2012	17,456.00	A0000009104

Total for Dept 749.280 Court St. Village Hsing C					29,904.06	
Dept 749.284 Court St. Village Hsng Corp - PRR						
238-749.284-805.327	HOME PRR T COURT ST	EXPIRES 6/30 0909424		12/1/2011	5,009.85	A0000006715

Total for Dept 749.284 Court St. Village Hsng C					5,009.85	
Dept 749.332 Flint Nipp - Prr						
238-749.332-805.327	HOME PRR E FLINT NEIC	EXPIRES 6/30 0909623		12/1/2011	39,460.97	A0000006722
238-749.332-805.327	HOME PRR E FLINT NEIC	EXPIRES 6/30 0909622		12/1/2011	37,440.00	A0000006722

Total for Dept 749.332 Flint Nipp - Prr:					76,900.97	
Dept 749.363 Genesee County Land Bank						
238-749.363-805.327	HURLEY RED GENESEE	EXPIRES 6/30 0922207		3/8/2012	85,560.88	A0000008216

Total for Dept 749.363 Genesee County Land E					85,560.88	
Dept 749.471 Salem Housing - Prr						
238-749.471-805.327	HOME PRR P SALEM HO	EXPIRES AI 0902226		2/2/2012	28,747.00	A0000007658
238-749.471-805.327	HOME 2009-1 SALEM HO	0909723		3/1/2012	9,071.35	A0000008089
238-749.471-805.327	HOME PRR P SALEM HO	EXPIRES AI 0902231		3/29/2012	5,222.91	A0000008531

Total for Dept 749.471 Salem Housing - Prr:					43,041.26	
					=====	
Total for Fund 238 Hud Grants - 2009 & prior:					318,544.90	

Fund 244 Economic Develop Corp Fund

Dept 690.370 DCD - Buick City Redevelopment

244-690.370-801.000	Professional S GENEESEE	5	2/16/2012	26,300.20	00000168306
---------------------	-------------------------	---	-----------	-----------	-------------

Total for Dept 690.370 DCD - Buick City Redev	26,300.20
---	-----------

Dept 735.105 Edc - RLF program administration

244-735.105-801.000	LOAN SERV(FLINT ARE	13	3/1/2012	5,962.20	A0000008084
---------------------	---------------------	----	----------	----------	-------------

Total for Dept 735.105 Edc - RLF program adm	5,962.20
--	----------

Total for Fund 244 Economic Develop Corp Fur	32,262.40
--	-----------

Fund 265 Drug Law Enforcement Fund

Dept 000.000 Undesignated-Balance Sheet Activity

265-000.000-389.300	Res For Depo CROSETTI	21801-11	12/8/2011	822.00	00000167689
---------------------	-----------------------	----------	-----------	--------	-------------

265-000.000-389.400	Reserve For L CROSETTI	21801-11	12/8/2011	8,225.00	00000167689
---------------------	------------------------	----------	-----------	----------	-------------

Total for Dept 000.000 Undesignated-Balance S	9,047.00
---	----------

Dept 308.206 Pol Invst Ovrhd - Local Forefeiture

265-308.206-823.000	Copying Servi XEROX CC	800584922	12/1/2011	183.29	A0000006744
---------------------	------------------------	-----------	-----------	--------	-------------

265-308.206-823.000	Copying Servi XEROX CC	800586693	1/12/2012	183.29	A0000007283
---------------------	------------------------	-----------	-----------	--------	-------------

265-308.206-823.000	Copying Servi XEROX CC	800588479	2/2/2012	240.51	A0000007629
---------------------	------------------------	-----------	----------	--------	-------------

265-308.206-823.000	Copying Servi XEROX CC	800590237	3/8/2012	183.29	A0000008181
---------------------	------------------------	-----------	----------	--------	-------------

265-308.206-823.000	Copying Servi XEROX CC	800591987	3/29/2012	183.29	A0000008508
---------------------	------------------------	-----------	-----------	--------	-------------

265-308.206-823.000	Copying Servi XEROX CC	800593730	5/3/2012	286.48	A0000009003
---------------------	------------------------	-----------	----------	--------	-------------

265-308.206-850.000	Communicatic AT & T SB:AT	8102303151595	2/2/2012	22.58	00000168152
---------------------	---------------------------	---------------	----------	-------	-------------

265-308.206-850.000	Communicatic AT & T SB:AT	8102303151595	2/2/2012	20.75	00000168152
---------------------	---------------------------	---------------	----------	-------	-------------

265-308.206-850.000	Communicatic AT & T SB:AT	8102303151595	2/16/2012	22.31	00000168313
---------------------	---------------------------	---------------	-----------	-------	-------------

265-308.206-850.000	Communicatic AT & T SB:AT	8102303151595	3/22/2012	22.24	00000168606
---------------------	---------------------------	---------------	-----------	-------	-------------

265-308.206-850.000	Communicatic AT & T SB:AT	8102303151595	4/26/2012	40.48	00000168911
---------------------	---------------------------	---------------	-----------	-------	-------------

265-308.206-850.000	Communicatic AT & T SB:AT	8102303151595	5/17/2012	40.44	00000169041
---------------------	---------------------------	---------------	-----------	-------	-------------

Total for Dept 308.206 Pol Invst Ovrhd - Local F	1,428.95
--	----------

Total for Fund 265 Drug Law Enforcement Fund 10,475.95

Fund 271 Hud Grant - 2011

Dept 748.100 Cof Cdbg Administration

271-748.100-729.000	Postage	MAIL ROOM	01120261	2/9/2012	33.26	A0000007748
---------------------	---------	-----------	----------	----------	-------	-------------

Total for Dept 748.100 Cof Cdbg Administration 33.26

Dept 748.133 COf-DCED City wide emergency repair

271-748.133-805.327	CDBG CWE FW T STEVE	EXPIRES 9/ 1103901	12/1/2011	5,450.24	A0000006769
271-748.133-805.327	CWE PRGM (BEDROCK	EXPIRES 9/ 1103705	12/1/2011	5,975.00	A0000007030
271-748.133-805.327	CDBG CWE FW T STEVE	EXPIRES 9/ 1103909	1/12/2012	9,766.52	A0000007310
271-748.133-805.327	10/11 CDBG (BEDROCK	EXPIRES 12/ 1108502	1/12/2012	6,300.00	A0000007365
271-748.133-805.327	CWE PROGR AGREE CO	EXPIRES 9/ 1103805	1/12/2012	5,469.00	A0000007569
271-748.133-805.327	10/11 CDBG (BEDROCK	1108503	2/16/2012	5,928.00	A0000008017
271-748.133-805.327	10/11 CDBG (BEDROCK	EXPIRES 12/ 1108504	2/16/2012	5,948.00	A0000008017
271-748.133-805.327	CDBG 10/11 (OPERATIO	EXPIRES 9 1104007	3/8/2012	6,651.00	A0000008467
271-748.133-805.327	CDBG 10/11 (OPERATIO	EXPIRES 9 1104008	3/8/2012	6,197.50	A0000008467
271-748.133-805.327	CDBG 10/11 (OPERATIO	EXPIRES 9 1104003	3/8/2012	5,165.00	A0000008467
271-748.133-805.327	CDBG 10/11 (OPERATIO	EXPIRES 9 1104002	3/15/2012	5,796.00	A0000008467
271-748.133-805.327	CDBG 10/11 (OPERATIO	EXPIRES 9 1104005	3/15/2012	5,799.00	A0000008467
271-748.133-805.327	CDBG CWE FW T STEVE	EXPIRES 6/ 1103928	5/3/2012	5,690.73	A0000009023
271-748.133-805.327	10/11 CDBG (BEDROCK	EXPIRES 12/ 1108506	5/3/2012	6,930.00	A0000009061
271-748.133-805.327	10/11 CDBG (BEDROCK	EXPIRES 12/ 1108507	5/3/2012	7,868.00	A0000009061
271-748.133-805.327	10/11 CDBG (BEDROCK	CHG ORDR 1108508	5/17/2012	6,550.00	A0000009253
271-748.133-805.327	CWE PROGR AGREE CO	EXPIRES 6/ 1103806	5/24/2012	5,360.00	A0000009350

Total for Dept 748.133 COf-DCED City wide em 106,843.99

Dept 748.290 Disability Network Ramps & Access

271-748.290-805.327	RAMP PGM -(DISABILITY	EXPIRES 9/ 1014314	12/22/2011	11,254.00	A0000007189
271-748.290-805.327	RAMP PGM -(DISABILITY	EXPIRES 9/ 1014313	12/29/2011	10,340.99	A0000007189
271-748.290-805.327	RAMP PGM -(DISABILITY	EXPIRES 9/ 1014315	2/23/2012	24,373.92	A0000008048
271-748.290-805.327	RAMP PGM -(DISABILITY	EXPIRES 9/ 1014312	3/1/2012	21,440.31	A0000008695

Total for Dept 748.290 Disability Network Ramp 67,409.22

Dept 748.312 FAEC - COLT

271-748.312-805.101	COLT PGM TIFLINT ARE	EXPIRES 9/ 1007903	12/15/2011	6,120.00	00000167861
271-748.312-805.101	COLT PGM TIFLINT ARE	EXPIRES 9/ 1007904	3/1/2012	5,370.00	A0000008203
271-748.312-805.101	COLT PGM TIFLINT ARE	EXPIRES 9/ 1007908	5/17/2012	5,775.00	A0000009215

Total for Dept 748.312 FAEC - COLT: 17,265.00

Dept 749.100 Cof Home Administration

271-749.100-729.000	Postage	MAIL ROOM	03120261	4/12/2012	1.09	A0000008718
---------------------	---------	-----------	----------	-----------	------	-------------

Total for Dept 749.100 Cof Home Administration: 1.09

Total for Fund 271 Hud Grant - 2011: 191,552.56

Fund 272 Hud Grant - 2012

Dept 748.100 Cof Cdbg Administration

272-748.100-729.000	Postage	MAIL ROOM	11110261	12/8/2011	25.17	A0000006855
272-748.100-729.000	Postage	MAIL ROOM	12110261	1/12/2012	81.77	A0000007291
272-748.100-729.000	Postage	MAIL ROOM	02120261	3/22/2012	43.97	A0000008430
272-748.100-729.000	Postage	MAIL ROOM	03120261	4/12/2012	57.07	A0000008718
272-748.100-729.000	Postage	MAIL ROOM	04120261	5/10/2012	41.28	A0000009125
272-748.100-823.000	Copying Servi	XEROX CC	800584922	12/1/2011	396.02	A0000006744
272-748.100-823.000	Copying Servi	XEROX CC	800586693	1/12/2012	396.02	A0000007283
272-748.100-823.000	Copying Servi	XEROX CC	800588479	2/2/2012	925.75	A0000007629
272-748.100-823.000	Copying Servi	XEROX CC	800590237	3/8/2012	396.02	A0000008181
272-748.100-823.000	Copying Servi	XEROX CC	800591987	3/29/2012	396.02	A0000008508
272-748.100-823.000	Copying Servi	XEROX CC	800593730	5/3/2012	2,023.15	A0000009003

Total for Dept 748.100 Cof Cdbg Administration: 4,782.24

Total for Fund 272 Hud Grant - 2012: 4,782.24

Fund 279 Hud Grant - 2009

Dept 009.010 2001 State lft/Cft Property Tax Levy

279-009.010-211.000	Retainage - BIRON BRET	4 RET RELEASE	2/16/2012	6,775.80	A0000007901
Total for Dept 009.010 2001 State lft/Cft Proper				6,775.80	
Total for Fund 279 Hud Grant - 2009:				6,775.80	
Fund 296 Other Grants Fund					
Dept 010.129 Univ park fencing (Margolis company)					
296-010.129-211.000	Contract Paya MARGOLIS	3	12/1/2011	5,118.85	00000167650
Total for Dept 010.129 Univ park fencing (Marg				5,118.85	
Dept 690.342 DCD - MDEQ Site Assessment FY					
296-690.342-801.000	MDEQ SITE A ASTI ENVIF	EXPIRES 9 19994H	12/1/2011	9,579.98	A0000006786
Total for Dept 690.342 DCD - MDEQ Site Asse:				9,579.98	
Dept 690.365 MSHDA Cities of Promise grant					
296-690.365-801.000	QUIET TITLE GENESEE	EXPIRES E 0000014187	3/1/2012	23,216.00	A0000008101
Total for Dept 690.365 MSHDA Cities of Promis				23,216.00	
Dept 690.390 Urban & Comm Forestry SPXFP611					
296-690.390-801.000	CHEVY IN TH ENVIRONM	114720	5/3/2012	12,754.25	A0000009026
296-690.390-801.000	CHEVY IN TH ENVIRONM	120363	5/3/2012	21,748.14	A0000009026
296-690.390-801.000	CHEVY IN TH ENVIRONM	113909	5/3/2012	25,407.25	A0000009026
296-690.390-801.000	CHEVY IN TH ENVIRONM	114308	5/3/2012	15,135.23	A0000009026
296-690.390-801.000	CHEVY IN TH ENVIRONM	120751	5/24/2012	29,300.75	A0000009322
Total for Dept 690.390 Urban & Comm Forestry				104,345.62	
Dept 690.400 HUD Comm Challenge Grant					
296-690.400-729.000	Postage	MAIL ROOF	12110261	1/12/2012	12.20 A0000007291
296-690.400-729.000	Postage	MAIL ROOF	01120261	2/9/2012	10.08 A0000007748
296-690.400-729.000	Postage	MAIL ROOF	02120261	3/22/2012	12.39 A0000008430
296-690.400-729.000	Postage	MAIL ROOF	03120261	4/12/2012	11.41 A0000008718

296-690.400-729.000	Postage	MAIL ROOM	04120261	5/10/2012	3.48	A0000009125
296-690.400-729.000	Postage	MAIL ROOM	04120261	5/10/2012	15.42	A0000009125
296-690.400-801.000	Professional S	MICHIGAN	001	3/1/2012	30,000.00	A0000008108

Total for Dept 690.400 HUD Comm Challenge (30,064.98

Total for Fund 296 Other Grants Fund: 172,325.43

Fund 297 Federal Stimulus Fund

Dept 743.100 Neighborhood Stabilization program 2

297-743.100-729.000	Postage	MAIL ROOM	12110261	1/12/2012	30.72	A0000007291
297-743.100-729.000	Postage	MAIL ROOM	01120261	2/9/2012	0.50	A0000007748
297-743.100-729.000	Postage	MAIL ROOM	02120261	3/22/2012	3.10	A0000008430
297-743.100-900.100	NSP2 MKTG I	CPSA COU EXPIRES 12/2378		12/15/2011	5,200.00	A0000006968
297-743.100-900.100	NSP2 MKTG I	CPSA COU EXPIRES 12/2425		12/15/2011	5,200.00	A0000006968

Total for Dept 743.100 Neighborhood Stabilizati 10,434.32

Dept 743.110 NSP 2 - Metro Comm Dev Corp New Construc

297-743.110-805.276	DEV FEES N	SMITH VILL DEVELOPI	1106009	1/19/2012	10,000.00	A0000007477
---------------------	------------	---------------------	---------	-----------	-----------	-------------

Total for Dept 743.110 NSP 2 - Metro Comm D 10,000.00

Dept 743.111 NSP 2 Rowe Eng. New construction

297-743.111-805.276	PLAT ASSIST ROWE ENC	0067093	12/8/2011	20,390.86	A0000006846
297-743.111-805.276	TOPOGRAPH ROWE ENC	0067093	12/8/2011	6,160.18	A0000006846
297-743.111-805.276	FINAL DESIG ROWE ENC	0067093	12/8/2011	46,834.75	A0000006846
297-743.111-805.276	ADV,BID,PRE ROWE ENC	0067093	12/8/2011	1,340.00	A0000006846
297-743.111-805.276	PROJECT CC ROWE ENC	0067093	12/8/2011	2,600.00	A0000006846
297-743.111-805.276	CONSTRUCT ROWE ENC	0067093	12/8/2011	21,963.75	A0000006846
297-743.111-805.276	PLAT ASSIST ROWE ENC	0067252	12/8/2011	10,537.71	A0000006846
297-743.111-805.276	TOPOGRAPH ROWE ENC	0067252	12/8/2011	943.00	A0000006846
297-743.111-805.276	PROJECT CC ROWE ENC	0067252	12/8/2011	1,040.00	A0000006846
297-743.111-805.276	CONSTRUCT ROWE ENC	0067252	12/8/2011	5,081.25	A0000006846
297-743.111-805.276	CONST OBSE ROWE ENC	0067252	12/8/2011	23,047.75	A0000006846
297-743.111-805.276	CONST OBSE ROWE ENC	0068194	3/15/2012	20,358.50	A0000008293

297-743.111-805.276	CONST OBSE ROWE ENC	0068344	3/15/2012	35,492.25	A0000008293
297-743.111-805.276	CONST OBSE ROWE ENC	0068507	3/15/2012	39,789.75	A0000008293
297-743.111-805.276	CONSTRUCT ROWE ENC	0068962	5/17/2012	8,550.75	A0000009188
297-743.111-805.276	CONST OBSE ROWE ENC	0068962	5/17/2012	10,924.50	A0000009188

Total for Dept 743.111 NSP 2 Rowe Eng. New 255,055.00

Dept 743.112 NSP 2 Smith Village construction Service

297-743.112-805.276	CONSTRUCT SMITH VILL	NEW CONS 1106007	12/1/2011	418,833.76	A0000006814
297-743.112-805.276	CONSTRUCT SMITH VILL	NEW CONS 1106008	12/22/2011	340,357.90	A0000007040
297-743.112-805.276	CONSTRUCT SMITH VILL	NEW CONS 1106009	1/19/2012	24,436.97	A0000007477
297-743.112-805.276	CONSTRUCT SMITH VILL	NEW CONS 1106010	1/19/2012	180,664.29	A0000007477
297-743.112-805.276	CONSTRUCT SMITH VILL	NEW CONS 1106011	2/9/2012	475,361.44	A0000007808
297-743.112-805.276	CONSTRUCT SMITH VILL	NEW CONS 1106012	3/8/2012	225,638.31	A0000008247

Total for Dept 743.112 NSP 2 Smith Village cor 1,665,292.67

Dept 743.114 NSP2 Global environment Engineering

297-743.114-805.276	ENVIRONMEI GLOBAL EI	0212F1468A	4/19/2012	17,144.73	A0000008968
---------------------	----------------------	------------	-----------	-----------	-------------

Total for Dept 743.114 NSP2 Global environme 17,144.73

Dept 745.106 OBC - Business Incubator Repairs

297-745.106-801.000	SIWEK CONS SIWEK COI	11144001	1/12/2012	72,181.78	A0000007366
297-745.106-801.000	SIWEK CONS SIWEK COI	11144002	1/19/2012	154,728.20	A0000007570
297-745.106-801.000	SIWEK CONS SIWEK COI	11144003	3/15/2012	26,416.58	A0000008475

Total for Dept 745.106 OBC - Business Incubat 253,326.56

Dept 746.442 Metro Community Dev - HPRP

297-746.442-801.000	FY09/12 HPRI METRO CC	0916624	12/8/2011	19,582.40	A0000006886
297-746.442-801.000	FY09/12 HPRI METRO CC	0916622	12/8/2011	25,833.05	A0000006886
297-746.442-801.000	FY09/12 HPRI METRO CC	0916623	12/8/2011	37,360.96	A0000006886
297-746.442-801.000	FY09/12 HPRI METRO CC	0916625	5/3/2012	9,067.92	A0000009048
297-746.442-801.000	FY09/12 HPRI METRO CC	0916626	5/3/2012	8,304.75	A0000009048
297-746.442-801.000	FY09/12 HPRI METRO CC	0916627	5/3/2012	5,856.32	A0000009048
297-746.442-801.000	FY09/12 HPRI METRO CC	0916629	5/3/2012	5,562.88	A0000009048

Total for Dept 746.442 Metro Community Dev - 111,568.28

Dept 746.456 Resource Genesee/One Stop Ctr- HPRP

297-746.456-801.000	FY 09-12 HPF RESOURCI	0916720A	12/8/2011	11,327.38	A0000006887
297-746.456-801.000	FY 09-12 HPF RESOURCI	0916721	3/1/2012	12,290.28	A0000008116
297-746.456-801.000	FY 09-12 HPF RESOURCI	0916722	3/1/2012	12,238.93	A0000008116
297-746.456-801.000	FY 09-12 HPF RESOURCI	0916723	3/1/2012	14,834.11	A0000008116
297-746.456-801.000	FY 09-12 HPF RESOURCI	0916724	3/1/2012	6,832.59	A0000008116
297-746.456-801.000	FY 09-12 HPF RESOURCI	0916725	3/1/2012	8,031.04	A0000008116
297-746.456-801.000	FY 09-12 HPF RESOURCI	0916726	4/26/2012	8,288.33	A0000008953
297-746.456-801.000	FY 09-12 HPF RESOURCI	0916727	4/26/2012	8,086.13	A0000009049
297-746.456-801.000	FY 09-12 HPF RESOURCI	0916728	4/26/2012	11,280.93	A0000009049
297-746.456-801.000	FY 09-12 HPF RESOURCI	0916729	5/3/2012	8,372.36	A0000009240

Total for Dept 746.456 Resource Genesee/One 101,582.08

Dept 747.100 Neighborhood Stabilization Program Admin

297-747.100-729.000	Postage	MAIL ROOM	11110261	12/8/2011	35.44	A0000006855
297-747.100-729.000	Postage	MAIL ROOM	02120261	3/22/2012	2.48	A0000008430
297-747.100-729.000	Postage	MAIL ROOM	03120261	4/12/2012	2.72	A0000008718

Total for Dept 747.100 Neighborhood Stabilizati 40.64

Dept 747.442 Metro Community Development

297-747.442-805.119	HSG COUNSI METRO CC	1003716	12/1/2011	5,397.32	A0000007015
297-747.442-805.119	HSG COUNSI METRO CC	1003718	2/16/2012	6,450.05	A0000007909
297-747.442-805.119	HSG COUNSI METRO CC	1003721	4/26/2012	5,469.08	A0000009239

Total for Dept 747.442 Metro Community Devel 17,316.45

Dept 747.457 Operation Unification - NSP grant

297-747.457-805.327	NSP 1 OPER OPERATIO	1000315	12/15/2011	50,829.77	A0000007345
297-747.457-805.327	NSP 1 OPER OPERATIO	1000318	5/24/2012	7,124.64	A0000009339

Total for Dept 747.457 Operation Unification - N 57,954.41

Total for Fund 297 Federal Stimulus Fund: 2,499,715.14

Fund 402 Public Improvement Fund

Dept 010.109 Port Huron Roofing - City Hall Roof repr

402-010.109-211.000	Contract Paya ROYAL RO	RET RELEASE	1/12/2012	26,127.00	A0000007352
---------------------	------------------------	-------------	-----------	-----------	-------------

Total for Dept 010.109 Port Huron Roofing - Cit 26,127.00

Dept 136.100 District Court

402-136.100-801.000	Professional S PARTNERSE	2097.11114.02	4/12/2012	6,500.00	A0000008758
---------------------	--------------------------	---------------	-----------	----------	-------------

402-136.100-801.000	Professional S PARTNERSE	2142.11114.03	4/12/2012	8,492.50	A0000008758
---------------------	--------------------------	---------------	-----------	----------	-------------

Total for Dept 136.100 District Court: 14,992.50

Dept 753.200 Pks-Facilities Maint-Municipal Center

402-753.200-801.000	SITE ASSESS NTH CONS	578226	1/12/2012	5,836.25	00000167936
---------------------	----------------------	--------	-----------	----------	-------------

402-753.200-801.000	SITE ASSESS NTH CONS	578847	1/12/2012	25,511.74	00000167936
---------------------	----------------------	--------	-----------	-----------	-------------

402-753.200-976.000	ROOF REPAIR ROYAL RO	3-PH04	12/29/2011	35,000.00	A0000007168
---------------------	----------------------	--------	------------	-----------	-------------

402-753.200-976.000	ROOF REPAIR ROYAL RO	3-PH04	12/29/2011	12,649.00	A0000007168
---------------------	----------------------	--------	------------	-----------	-------------

402-753.200-976.000	ROOF REPAIR ROYAL RO	4-PH04	1/5/2012	5,730.00	A0000007352
---------------------	----------------------	--------	----------	----------	-------------

Total for Dept 753.200 Pks-Facilities Maint-Mur 84,726.99

Total for Fund 402 Public Improvement Fund: 125,846.49

Fund 542 Building Inspection Fund

Dept 371.100 Development - Administration

542-371.100-729.000	Postage MAIL ROOF	11110261	12/8/2011	100.16	A0000006855
---------------------	-------------------	----------	-----------	--------	-------------

542-371.100-729.000	Postage MAIL ROOF	12110261	1/12/2012	56.92	A0000007291
---------------------	-------------------	----------	-----------	-------	-------------

542-371.100-729.000	Postage MAIL ROOF	01120261	2/9/2012	120.95	A0000007748
---------------------	-------------------	----------	----------	--------	-------------

542-371.100-729.000	Postage MAIL ROOF	02120261	3/22/2012	174.64	A0000008430
---------------------	-------------------	----------	-----------	--------	-------------

542-371.100-729.000	Postage MAIL ROOF	03120261	4/12/2012	79.89	A0000008718
---------------------	-------------------	----------	-----------	-------	-------------

542-371.100-729.000	Postage MAIL ROOF	04120261	5/10/2012	117.87	A0000009125
---------------------	-------------------	----------	-----------	--------	-------------

542-371.100-823.000	Copying Servi XEROX CC	800584922	12/1/2011	183.29	A0000006744
---------------------	------------------------	-----------	-----------	--------	-------------

542-371.100-823.000	Copying Servi XEROX CC	800586693	1/12/2012	183.29	A0000007283
---------------------	------------------------	-----------	-----------	--------	-------------

542-371.100-823.000	Copying Servi XEROX CC	800588479	2/2/2012	323.83	A0000007629
542-371.100-823.000	Copying Servi XEROX CC	800590237	3/8/2012	183.29	A0000008181
542-371.100-823.000	Copying Servi XEROX CC	800591987	3/29/2012	183.29	A0000008508
542-371.100-823.000	Copying Servi XEROX CC	800593730	5/3/2012	311.05	A0000009003
542-371.100-850.000	Communicatic NEXTEL C(AT	879853513-116	12/15/2011	140.86	00000167740
542-371.100-850.000	Communicatic AT & T AT	810766700012	1/19/2012	338.30	00000168036
542-371.100-850.000	Communicatic NEXTEL C(AT	879853513-117	1/26/2012	95.29	00000168093
542-371.100-850.000	Communicatic NEXTEL C(AT	879853513-118	1/26/2012	94.28	00000168093
542-371.100-850.000	Communicatic AT & T AT	810766700001	2/2/2012	422.45	00000168150
542-371.100-850.000	Communicatic AT & T AT	810766700002	2/23/2012	595.79	00000168386
542-371.100-850.000	Communicatic NEXTEL C(AT	879853513-119	3/8/2012	188.84	00000168480
542-371.100-850.000	Communicatic AT & T AT	810766700003	3/29/2012	747.96	00000168631
542-371.100-850.000	Communicatic NEXTEL C(AT	879853513-120	4/5/2012	94.42	00000168741
542-371.100-850.000	Communicatic AT & T AT	810766700004	4/26/2012	773.32	00000168909
542-371.100-850.000	Communicatic AT & T AT	810766700005	5/17/2012	805.43	00000169040
542-371.100-850.000	Communicatic NEXTEL C(AT	879853513-121	5/17/2012	117.70	00000169030
542-371.100-850.000	Communicatic NEXTEL C(AT	879853513-122	5/17/2012	121.21	00000169030

Total for Dept 371.100 Development - Administ 6,554.32

Dept 371.206 Development-Demolition

542-371.206-801.000	MATERIAL DI CITIZENS I	010692	12/1/2011	6,505.70	A0000006714
542-371.206-801.000	BACKFILL - C BURNASH	013	12/1/2011	11,045.20	A0000006782
542-371.206-801.000	BACKFILL - C BURNASH	061	12/1/2011	5,776.00	A0000006782
542-371.206-801.000	MATERIAL DI CITIZENS I	010744	12/8/2011	9,923.62	A0000006930
542-371.206-801.000	BACKFILL - C BURNASH	064	12/8/2011	6,581.72	A0000006997
542-371.206-801.000	BACKFILL - C BURNASH	066	12/8/2011	10,816.20	A0000006997
542-371.206-801.000	BACKFILL - C BURNASH	072	12/8/2011	6,993.20	A0000006997
542-371.206-801.000	BACKFILL - C BURNASH	048	12/8/2011	10,364.76	A0000006997
542-371.206-801.000	COUNTY WA: GENESEE	13631	12/8/2011	7,698.50	A0000006972
542-371.206-801.000	COUNTY WA: GENESEE	13601	12/8/2011	14,818.50	A0000006972
542-371.206-801.000	COUNTY WA: GENESEE	13618	12/8/2011	24,297.00	A0000006972
542-371.206-801.000	COUNTY WA: GENESEE	13575	12/8/2011	6,541.50	A0000006972
542-371.206-801.000	COUNTY WA: GENESEE	13546	12/8/2011	9,478.50	A0000006972
542-371.206-801.000	COUNTY WA: GENESEE	13483	12/8/2011	10,947.00	A0000006972
542-371.206-801.000	COUNTY WA: GENESEE	13509	12/8/2011	20,025.00	A0000006972
542-371.206-801.000	COUNTY WA: GENESEE	13529	12/8/2011	11,329.70	A0000006972

542-371.206-801.000	COUNTY WA: GENESEE	13652	12/8/2011	13,528.00	A0000006972
542-371.206-801.000	COUNTY WA: GENESEE	13547	12/8/2011	13,617.00	A0000006972
542-371.206-801.000	COUNTY WA: GENESEE	13677	12/15/2011	6,096.50	A0000006972
542-371.206-801.000	MATERIAL DI CITIZENS I	010788	12/22/2011	12,302.57	A0000007080
542-371.206-801.000	ASBESTOS A A-PLUS AS	2561	12/22/2011	2,226.58	A0000007160
542-371.206-801.000	COUNTY WA: GENESEE	13705	12/29/2011	20,781.50	A0000007211
542-371.206-801.000	COUNTY WA: GENESEE	13717	1/5/2012	24,119.00	A0000007305
542-371.206-801.000	MATERIAL DI CITIZENS I	010835	1/5/2012	5,320.92	A0000007258
542-371.206-801.000	COUNTY WA: GENESEE	13734	1/12/2012	5,099.50	A0000007440
542-371.206-801.000	DISPOSAL-CI CITIZENS I	010880	1/19/2012	7,865.10	A0000007497
542-371.206-801.000	BACKFILL - C BURNASH	115	2/16/2012	20,460.00	A0000007889
542-371.206-801.000	BACKFILL - C BURNASH	119	2/23/2012	9,042.20	A0000008097
542-371.206-801.000	DISPOSAL-CI CITIZENS I	010980	2/23/2012	9,904.20	A0000008045
542-371.206-801.000	DISPOSAL-CI CITIZENS I	010979	2/23/2012	12,428.80	A0000008045
542-371.206-801.000	DISPOSAL-CI CITIZENS I	011020	3/8/2012	7,331.05	A0000008160
542-371.206-801.000	COUNTY WA: GENESEE	13913	4/5/2012	5,206.50	A0000008729
542-371.206-801.000	DISPOSAL-C(BURNASH	CHG ORDE 137	4/12/2012	6,204.40	A0000008742
542-371.206-801.000	DISPOSAL-C(GENESEE	CHG ORDE 13921	4/12/2012	12,351.20	A0000008825
542-371.206-801.000	DISPOSAL-C(GENESEE	CHG ORDE 13938	4/26/2012	16,153.50	A0000008909
542-371.206-801.000	DISPOSAL-C(GENESEE	CHG ORDE 13963	4/26/2012	12,371.00	A0000009017
542-371.206-801.000	DISPOSAL-C(BURNASH	CHG ORDE 142	5/3/2012	7,069.80	A0000009033
542-371.206-801.000	DISPOSAL-C(BURNASH	CHG ORDE 143	5/3/2012	8,698.40	A0000009033
542-371.206-801.000	DISPOSAL-C(BURNASH	CHG ORDE 146	5/3/2012	5,614.80	A0000009033
542-371.206-801.000	DISPOSAL-C(GENESEE	CHG ORDE 13981	5/10/2012	12,949.50	A0000009137
542-371.206-801.900	Professional S TREASURE BI	PERMITS 3/29/12	4/5/2012	28,212.00	00000168739
542-371.206-850.000	Communicatic NEXTEL C(AT	879853513-116	12/15/2011	23.43	00000167740
542-371.206-850.000	Communicatic NEXTEL C(AT	879853513-117	1/26/2012	23.43	00000168093

Total for Dept 371.206 Development-Demolition 458,142.98

Dept 371.211 Development-Rental Inspections

542-371.211-729.000	Postage	MAIL ROOM	11110261	12/8/2011	185.42	A0000006855
542-371.211-729.000	Postage	MAIL ROOM	12110261	1/12/2012	114.29	A0000007291
542-371.211-729.000	Postage	MAIL ROOM	01120261	2/9/2012	178.90	A0000007748
542-371.211-729.000	Postage	MAIL ROOM	02120261	3/22/2012	426.69	A0000008430
542-371.211-729.000	Postage	MAIL ROOM	03120261	4/12/2012	249.46	A0000008718
542-371.211-729.000	Postage	MAIL ROOM	04120261	5/10/2012	220.32	A0000009125

Total for Dept 371.211 Development-Rental Ins 1,375.08

Dept 371.706 Development - MSHDA demolition grant

542-371.706-729.000	Postage	MAIL ROOM	01120261	2/9/2012	2.52	A0000007748
---------------------	---------	-----------	----------	----------	------	-------------

Total for Dept 371.706 Development - MSHDA 2.52

Dept 371.710 Demolition - funded by local grants

542-371.710-729.000	Postage	MAIL ROOM	02120261	3/22/2012	1.24	A0000008430
542-371.710-801.000	DISPOSAL-FI	CITIZENS I	010898	1/19/2012	7,748.58	A0000007497
542-371.710-801.000	DISPOSAL- F	BURNASH CHG ORDE 137		4/12/2012	3,068.00	A0000008742

Total for Dept 371.710 Demolition - funded by k 10,817.82

Dept 690.375 Countrywide Settlement Grant

542-690.375-729.000	Postage	MAIL ROOM	12110261	1/12/2012	1.81	A0000007291
542-690.375-850.000	Communicatic	NEXTEL C(AT	879853513-116	12/15/2011	398.57	00000167740
542-690.375-850.000	Communicatic	NEXTEL C(AT	879853513-117	1/26/2012	401.43	00000168093
542-690.375-850.000	Communicatic	NEXTEL C(879853513-118	1/26/2012	400.90	00000168093
542-690.375-850.000	Communicatic	NEXTEL C(AT	879853513-119	3/8/2012	(86.65)	00000168480

Total for Dept 690.375 Countrywide Settlement 1,116.06

Dept 743.150 NSP II - COF Demolition

542-743.150-729.000	Postage	MAIL ROOM	11110261	12/8/2011	46.23	A0000006855
542-743.150-729.000	Postage	MAIL ROOM	12110261	1/12/2012	46.98	A0000007291
542-743.150-729.000	Postage	MAIL ROOM	01120261	2/9/2012	76.60	A0000007748
542-743.150-729.000	Postage	MAIL ROOM	02120261	3/22/2012	104.66	A0000008430
542-743.150-729.000	Postage	MAIL ROOM	03120261	4/12/2012	111.41	A0000008718
542-743.150-729.000	Postage	MAIL ROOM	04120261	5/10/2012	71.62	A0000009125
542-743.150-801.000	BACKFILL- N	BURNASH	048	12/8/2011	2,304.80	A0000006997
542-743.150-801.000	MATERIAL DI	CITIZENS I	010811	12/22/2011	6,428.02	A0000007080
542-743.150-801.000	MATERIAL DI	CITIZENS I	011020	3/8/2012	5,534.70	A0000008160
542-743.150-801.000	BACKFILL- N	BURNASH	133	3/29/2012	2,223.40	A0000008642

Total for Dept 743.150 NSP II - COF Demolition 16,948.42

Dept 745.140 CDBG-R BSI Code Enforcement

542-745.140-729.000	Postage	MAIL ROOM	11110261	12/8/2011	37.50	A0000006855
542-745.140-729.000	Postage	MAIL ROOM	12110261	1/12/2012	85.83	A0000007291

Total for Dept 745.140 CDBG-R BSI Code Enfr 123.33

Dept 747.150 COF Demolition - NSP 1

542-747.150-801.000	ASBESTOS A A-PLUS AS		2547	12/22/2011	14,438.80	A0000007037
542-747.150-801.000	BACKFILL - NBURNASH		072	12/8/2011	2,168.00	A0000006997
542-747.150-801.000	ASBESTOS A A-PLUS AS		2561	12/22/2011	3,994.75	A0000007160
542-747.150-801.000	MATERIAL DI CITIZENS I		010897	1/19/2012	5,146.30	A0000007497
542-747.150-801.000	MATERIAL DI CITIZENS I		010939	2/16/2012	17,332.35	A0000007829
542-747.150-801.000	BACKFILL - NBURNASH		119	2/23/2012	2,270.60	A0000008097
542-747.150-801.000	MATERIAL DI CITIZENS I		010978	2/23/2012	8,641.90	A0000008045
542-747.150-801.000	MATERIAL DI CITIZENS I		011019	3/8/2012	8,263.21	A0000008160
542-747.150-801.000	MATERIAL DI CITIZENS I		011055	3/22/2012	11,457.80	A0000008408
542-747.150-801.000	BACKFILL - NBURNASH		133	3/29/2012	3,852.00	A0000008642
542-747.150-801.000	DEMO-NSP1 .BRADDOCI		2005	4/26/2012	7,700.00	A0000008958

Total for Dept 747.150 COF Demolition - NSP 1 85,265.71

Dept 748.150 Cof Demolition

542-748.150-729.000	Postage	MAIL ROOM	11110261	12/8/2011	72.94	A0000006855
542-748.150-729.000	Postage	MAIL ROOM	01120261	2/9/2012	23.69	A0000007748
542-748.150-729.000	Postage	MAIL ROOM	02120261	3/22/2012	19.20	A0000008430
542-748.150-729.000	Postage	MAIL ROOM	03120261	4/12/2012	3.26	A0000008718
542-748.150-729.000	Postage	MAIL ROOM	04120261	5/10/2012	3.98	A0000009125
542-748.150-801.000	MATERIAL DI CITIZENS I		010691	12/1/2011	7,933.07	A0000006714
542-748.150-801.000	MATERIAL DI CITIZENS I		010743	12/8/2011	10,681.00	A0000006930
542-748.150-801.000	MATERIAL DI CITIZENS I		010787	12/22/2011	11,554.90	A0000007080
542-748.150-801.000	DEMO CDBG ZITO CONE		21109	12/22/2011	26,700.00	A0000007137
542-748.150-801.000	ASBESTOS A A-PLUS AS		2561	12/22/2011	926.42	A0000007160
542-748.150-801.000	ABATEMENT A-PLUS AS		2551	1/26/2012	16,784.00	A0000007553
542-748.150-801.000	ABATEMENT A-PLUS AS		2541	1/26/2012	12,649.85	A0000007553
542-748.150-801.000	DEMOLISH W BURNASH		01	2/16/2012	54,582.00	A0000007889
542-748.150-801.000	ASBESTOS A A-PLUS AS		2566	3/8/2012	13,690.50	A0000008233

542-748.150-801.000	DEMO-CDBG BRADDOCI	2005	4/26/2012	23,050.00	A0000008958
542-748.150-801.700	CDBG TITLE A.S.K. SER TITLE SEARC	56789	4/5/2012	5,150.00	A0000008645
542-748.150-823.000	Copying Servi XEROX CC	800584922	12/1/2011	48.56	A0000006744
542-748.150-823.000	Copying Servi XEROX CC	800586693	1/12/2012	48.56	A0000007283
542-748.150-823.000	Copying Servi XEROX CC	800588479	2/2/2012	48.56	A0000007629
542-748.150-823.000	Copying Servi XEROX CC	800590237	3/8/2012	48.56	A0000008181
542-748.150-823.000	Copying Servi XEROX CC	800591987	3/29/2012	48.56	A0000008508
542-748.150-823.000	Copying Servi XEROX CC	800593730	5/3/2012	48.56	A0000009003
542-748.150-850.000	Communicatic NEXTEL C(AT	879853513-116	12/15/2011	395.71	00000167740
542-748.150-850.000	Communicatic NEXTEL C(AT	879853513-117	1/26/2012	280.30	00000168093
542-748.150-850.000	Communicatic NEXTEL C(AT	879853513-118	1/26/2012	267.93	00000168093
542-748.150-850.000	Communicatic NEXTEL C(AT	879853513-119	3/8/2012	512.46	00000168480
542-748.150-850.000	Communicatic NEXTEL C(AT	879853513-120	4/5/2012	354.06	00000168741
542-748.150-850.000	Communicatic NEXTEL C(AT	879853513-121	5/17/2012	353.73	00000169030
542-748.150-850.000	Communicatic NEXTEL C(AT	879853513-122	5/17/2012	353.33	00000169030

Total for Dept 748.150 Cof Demolition: 186,633.69

Dept 748.151 COF - demolition/boardi

542-748.151-801.000	DEMOLITION GENESEE	CHG ORDE 14001	5/24/2012	5,126.00	A0000009313
542-748.151-801.000	DEMOLITION CITIZENS I	\$9.38/CY OI011199	5/24/2012	6,923.23	A0000009285

Total for Dept 748.151 COF - demolition/boardi 12,049.23

Total for Fund 542 Building Inspection Fund: 779,029.16

Fund 583 Oak Business Center Fund

Dept 735.204 Edc-Oak Business Center

583-735.204-955.000	Insurance	POTTER &	2/1/12	2/9/2012	16,148.48	00000168240
---------------------	-----------	----------	--------	----------	-----------	-------------

Total for Dept 735.204 Edc-Oak Business Cent 16,148.48

Total for Fund 583 Oak Business Center Fund: 16,148.48

Fund 584 Golf Fund

Dept 755.100 Golf Division-Administration

584-755.100-823.000	Copying Servi	XEROX CC	800584922	12/1/2011	48.56	A0000006744
584-755.100-823.000	Copying Servi	XEROX CC	800586693	1/12/2012	48.56	A0000007283
584-755.100-823.000	Copying Servi	XEROX CC	800588479	2/2/2012	48.56	A0000007629
584-755.100-823.000	Copying Servi	XEROX CC	800590237	3/8/2012	48.56	A0000008181
584-755.100-823.000	Copying Servi	XEROX CC	800591987	3/29/2012	48.56	A0000008508
584-755.100-823.000	Copying Servi	XEROX CC	800593730	5/3/2012	48.56	A0000009003

Total for Dept 755.100 Golf Division-Administra 291.36

Dept 755.210 Golf Division - Kearsley Lake Gc

584-755.210-850.000	Communicatic AT & T	SB: AT	8102303151595	2/2/2012	166.29	00000168152
584-755.210-850.000	Communicatic AT & T	SB: AT	8102303151595	2/2/2012	153.62	00000168152
584-755.210-850.000	Communicatic AT & T	SB: AT	8102303151595	2/16/2012	165.17	00000168313
584-755.210-850.000	Communicatic AT & T	SB: AT	8102303151595	3/22/2012	164.44	00000168606
584-755.210-850.000	Communicatic AT & T	SB: AT	8102303151595	4/26/2012	292.13	00000168911
584-755.210-850.000	Communicatic AT & T	SB: AT	8102303151595	5/17/2012	293.48	00000169041

Total for Dept 755.210 Golf Division - Kearsley 1,235.13

Dept 755.230 Golf Division-Swartz Crk Gc

584-755.230-850.000	Communicatic NEXTEL C	AT	879853513-116	12/15/2011	45.17	00000167740
584-755.230-850.000	Communicatic NEXTEL C	AT	879853513-117	1/26/2012	43.74	00000168093
584-755.230-850.000	Communicatic NEXTEL C		879853513-118	1/26/2012	44.00	00000168093
584-755.230-850.000	Communicatic AT & T	SB: AT	8102303151595	2/2/2012	31.59	00000168152
584-755.230-850.000	Communicatic AT & T	SB: AT	8102303151595	2/2/2012	30.01	00000168152
584-755.230-850.000	Communicatic AT & T	SB: AT	8102303151595	2/16/2012	31.49	00000168313
584-755.230-850.000	Communicatic NEXTEL C	AT	879853513-119	3/8/2012	44.00	00000168480
584-755.230-850.000	Communicatic AT & T	SB: AT	8102303151595	3/22/2012	31.46	00000168606
584-755.230-850.000	Communicatic NEXTEL C	AT	879853513-120	4/5/2012	44.00	00000168741
584-755.230-850.000	Communicatic AT & T	SB: AT	8102303151595	4/26/2012	49.70	00000168911
584-755.230-850.000	Communicatic NEXTEL C	AT	879853513-121	5/17/2012	45.37	00000169030
584-755.230-850.000	Communicatic AT & T	SB: AT	8102303151595	5/17/2012	49.66	00000169041

Total for Dept 755.230 Golf Division-Swartz Crk 490.19

Total for Fund 584 Golf Fund: 2,016.68

Fund 590 Sewer Fund

Dept 000.000 Undesignated-Balance Sheet Activity

590-000.000-110.200 ANDRITZ RU' ANDRITZ FILTER PRES 8480026200 4/5/2012 5,460.98 A0000008647

Total for Dept 000.000 Undesignated-Balance Sheet Activity 5,460.98

Dept 006.594 Retention - Newkirk Electric

590-006.594-211.000 Retainage - NEWKIRK I 41 1/19/2012 38,954.74 A0000007436

Total for Dept 006.594 Retention - Newkirk Electric 38,954.74

Dept 253.202 Customer Services-Water Collection

590-253.202-729.000	Postage	MAIL ROOM	11110261	12/8/2011	1,174.96	A0000006855
590-253.202-729.000	Postage	LEVEL ONE	0013045P	1/5/2012	11,250.00	A0000007236
590-253.202-729.000	Postage	MAIL ROOM	12110261	1/12/2012	959.99	A0000007291
590-253.202-729.000	Postage	MAIL ROOM	01120261	2/9/2012	1,218.30	A0000007748
590-253.202-729.000	Postage	MAIL ROOM	03120261	4/12/2012	1,695.40	A0000008718
590-253.202-729.000	Postage	LEVEL ONE	0013842P	4/19/2012	11,250.00	A0000008854
590-253.202-729.000	Postage	MAIL ROOM	04120261	5/10/2012	2,483.46	A0000009125
590-253.202-823.000	Copying Service	XEROX CC	800584922	12/1/2011	74.35	A0000006744
590-253.202-823.000	Copying Service	XEROX CC	800586693	1/12/2012	74.35	A0000007283
590-253.202-823.000	Copying Service	XEROX CC	800588479	2/2/2012	74.35	A0000007629
590-253.202-823.000	Copying Service	XEROX CC	800590237	3/8/2012	74.35	A0000008181
590-253.202-823.000	Copying Service	XEROX CC	800591987	3/29/2012	74.35	A0000008508
590-253.202-823.000	Copying Service	XEROX CC	800593730	5/3/2012	74.35	A0000009003
590-253.202-850.000	Communications	AT & T AT	810766700012	1/19/2012	144.99	00000168036
590-253.202-850.000	Communications	AT & T AT	810766700001	2/2/2012	181.05	00000168150
590-253.202-850.000	Communications	AT & T AT	810766700002	2/23/2012	255.36	00000168386
590-253.202-850.000	Communications	AT & T AT	810766700003	3/29/2012	320.56	00000168631
590-253.202-850.000	Communications	AT & T AT	810766700004	4/26/2012	331.42	00000168909
590-253.202-850.000	Communications	AT & T AT	810766700005	5/17/2012	345.18	00000169040

Total for Dept 253.202 Customer Services-Water Collection 32,056.77

Dept 536.101 Utilities - Sewer Administration

590-536.101-801.000	590 CITY ENC ROWE ENC	EXPIRES 3/0066873	1/19/2012	6,250.00	A0000007422
590-536.101-801.000	590 MLK,PIEF STATE OF	AP339176	1/19/2012	20.24	00000168046
590-536.101-801.000	590 MLK,PIEF STATE OF	AP336522	1/19/2012	11,022.38	00000168046
590-536.101-801.000	590 MLK,PIEF STATE OF	AP337661	1/19/2012	1,026.01	00000168046
590-536.101-801.000	590 MLK,PIEF STATE OF	AP338458	1/19/2012	160.00	00000168046
590-536.101-801.000	SEWER REC\WADE TRII	42960	1/19/2012	2,349.13	A0000007425
590-536.101-801.000	SEWER REC\WADE TRII	43169	1/19/2012	2,310.33	A0000007425
590-536.101-801.000	SEWER REC\WADE TRII	43341	1/19/2012	1,131.96	A0000007425
590-536.101-801.000	590 MLK,PIEF STATE OF	AP339804	1/19/2012	54.00	00000168046
590-536.101-801.000	HAZARDOUS EQ THE EN	40340120	1/26/2012	14,962.67	A0000007576
590-536.101-801.000	STORM WAT GENESEE	GCDC2011-0140	2/2/2012	9,291.25	A0000007655
590-536.101-801.000	ANNUAL PER STATE OF AT PERMIT	744462	3/1/2012	7,000.00	00000168445
590-536.101-801.000	STORM WAT GENESEE	GCDC2012-0032	3/22/2012	9,291.25	A0000008447
590-536.101-801.000	SEWER SER\ ROWE ENC	EXPIRES 12/0067285	3/22/2012	8,054.41	A0000008504
590-536.101-801.000	SEWER SER\ ROWE ENC	EXPIRES 12/0067654	3/22/2012	650.00	A0000008504

Total for Dept 536.101 Utilities - Sewer Adminis

73,573.63

Dept 540.100 Water Service Center Management

590-540.100-801.000	DEWATERING MERSINO I SEWER DEW 31907	12/22/2011	10,000.00	A0000007139
590-540.100-823.000	Copying Servi XEROX CC	800584922	12/1/2011	102.24
590-540.100-823.000	Copying Servi XEROX CC	800586693	1/12/2012	11.36
590-540.100-823.000	Copying Servi XEROX CC	800588479	2/2/2012	11.36
590-540.100-823.000	Copying Servi XEROX CC	800590237	3/8/2012	11.36
590-540.100-823.000	Copying Servi XEROX CC	800591987	3/29/2012	11.36
590-540.100-823.000	Copying Servi XEROX CC	800593730	5/3/2012	11.36
590-540.100-850.000	Communicatic NEXTEL C\AT	879853513-116	12/15/2011	47.00
590-540.100-850.000	Communicatic NEXTEL C\AT	879853513-116	12/15/2011	397.79
590-540.100-850.000	Communicatic NEXTEL C\AT	879853513-117	1/26/2012	47.14
590-540.100-850.000	Communicatic NEXTEL C\AT	879853513-117	1/26/2012	373.12
590-540.100-850.000	Communicatic NEXTEL C\AT	879853513-118	1/26/2012	47.28
590-540.100-850.000	Communicatic NEXTEL C\AT	879853513-118	1/26/2012	397.33
590-540.100-850.000	Communicatic NEXTEL C\AT	879853513-119	3/8/2012	47.28
590-540.100-850.000	Communicatic NEXTEL C\AT	879853513-119	3/8/2012	460.68
590-540.100-850.000	Communicatic NEXTEL C\AT	879853513-120	4/5/2012	47.42
590-540.100-850.000	Communicatic NEXTEL C\AT	879853513-120	4/5/2012	465.29
590-540.100-850.000	Communicatic NEXTEL C\AT	879853513-121	5/17/2012	47.22

590-540.100-850.000	Communicatic NEXTEL C(AT	879853513-121	5/17/2012	436.82	00000169030
590-540.100-850.000	Communicatic NEXTEL C(AT	879853513-121	5/17/2012	23.68	00000169030
590-540.100-850.000	Communicatic NEXTEL C(AT	879853513-122	5/17/2012	47.22	00000169030
590-540.100-850.000	Communicatic NEXTEL C(AT	879853513-122	5/17/2012	456.90	00000169030

Total for Dept 540.100 Water Service Center M 13,501.21

Dept 540.207 Wsc-Meter Reading - Sewer

590-540.207-726.000	METERS	BADGER M METERS	93760401	12/22/2011	9,547.60	A0000007215
590-540.207-726.000	METERS	BADGER M METERS	93760403	1/5/2012	9,171.36	A0000007529

Total for Dept 540.207 Wsc-Meter Reading - Se 18,718.96

Dept 540.208 Wsc-Sewer Maint./Construction

590-540.208-782.000	COLD PATCH	ACE ASPH. COLD PATCH	1776072	2/9/2012	8,662.01	A0000007721
---------------------	------------	----------------------	---------	----------	----------	-------------

Total for Dept 540.208 Wsc-Sewer Maint./Cons 8,662.01

Dept 550.100 Wpc Operations

590-550.100-730.500	INVOICE 728	STATE OF AT WPC NPI	728895	1/12/2012	20,000.00	00000168045
590-550.100-740.500	LIQUID CATK	POLYDYNE FY12 LIQUID	648340	12/15/2011	6,330.80	A0000007101
590-550.100-740.500	LIQUID CATK	POLYDYNE FY12 LIQUID	639031	1/12/2012	6,353.20	A0000007276
590-550.100-740.500	LIQUID CATK	POLYDYNE FY12 LIQUID	704599	2/9/2012	8,073.00	A0000007736
590-550.100-740.500	LIQUID CATK	POLYDYNE FY12 LIQUID	724274	5/3/2012	6,216.00	A0000008999
590-550.100-740.500	LIQUID CATK	POLYDYNE FY12 LIQUID	724597	5/3/2012	5,382.00	A0000008999
590-550.100-801.000	CONCRETE	FOAK CONS	11-06-7	12/8/2011	7,500.00	A0000006893
590-550.100-801.000	CONCRETE	FOAK CONS	11-06-7	12/22/2011	6,500.00	A0000007164
590-550.100-801.000	CONCRETE	FOAK CONS	11-06-8	12/29/2011	3,072.00	A0000007164
590-550.100-801.000	REGULATOR	FISHBECK	258609	2/9/2012	18,977.50	A0000007726
590-550.100-801.000	LAB WASTES	VEOLIA ES FY2012 - LAB	210487204	5/24/2012	5,156.80	A0000009341
590-550.100-850.000	Communicatic NEXTEL C(AT	879853513-116	12/15/2011	377.77	00000167740	
590-550.100-850.000	Communicatic AT & T	AT	810766700012	1/19/2012	1,932.20	00000168036
590-550.100-850.000	Communicatic NEXTEL C(AT	879853513-117	1/26/2012	377.85	00000168093	
590-550.100-850.000	Communicatic NEXTEL C(879853513-118	1/26/2012	387.96	00000168093	
590-550.100-850.000	Communicatic AT & T	AT	810766700001	2/2/2012	2,020.37	00000168150
590-550.100-850.000	Communicatic AT & T	SB:AT	8102303151595	2/2/2012	115.15	00000168152
590-550.100-850.000	Communicatic AT & T	SB:AT	8102303151595	2/2/2012	124.76	00000168152

590-550.100-850.000	Communicatic AT & T SB: AT	8102303151595	2/16/2012	125.10	00000168313
590-550.100-850.000	Communicatic AT & T AT	810766700002	2/23/2012	2,201.96	00000168386
590-550.100-850.000	Communicatic NEXTEL C(AT	879853513-119	3/8/2012	379.79	00000168480
590-550.100-850.000	Communicatic AT & T SB: AT	8102303151595	3/22/2012	127.11	00000168606
590-550.100-850.000	Communicatic AT & T AT	810766700003	3/29/2012	2,361.38	00000168631
590-550.100-850.000	Communicatic NEXTEL C(AT	879853513-120	4/5/2012	829.01	00000168741
590-550.100-850.000	Communicatic AT & T SB: AT	8102303151595	4/26/2012	180.90	00000168911
590-550.100-850.000	Communicatic AT & T AT	810766700004	4/26/2012	2,387.94	00000168909
590-550.100-850.000	Communicatic AT & T AT	810766700005	5/17/2012	2,421.58	00000169040
590-550.100-850.000	Communicatic NEXTEL C(AT	879853513-121	5/17/2012	474.78	00000169030
590-550.100-850.000	Communicatic NEXTEL C(AT	879853513-122	5/17/2012	473.61	00000169030
590-550.100-850.000	Communicatic AT & T SB: AT	8102303151595	5/17/2012	184.70	00000169041
590-550.100-920.200	Gas LAKESHOF	200-1111-1836	12/8/2011	18,090.00	A0000006888
590-550.100-920.200	Gas CONSUME AT	1000 0000 4430	12/15/2011	6,998.04	00000167742
590-550.100-920.200	Gas LAKESHOF	200-1112-1633	1/12/2012	18,069.90	A0000007346
590-550.100-920.200	Gas CONSUME AT	1000 0000 4430	1/19/2012	7,107.89	00000168024
590-550.100-920.200	Gas LAKESHOF	200-1201-1683	2/9/2012	16,494.17	A0000007796
590-550.100-920.200	Gas CONSUME AT	1000 0000 4430	2/16/2012	8,011.90	00000168303
590-550.100-920.200	Gas LAKESHOF	200-1202-1537	3/8/2012	15,430.03	A0000008235
590-550.100-920.200	Gas LAKESHOF	200-1203-1809	4/5/2012	16,494.17	A0000008661
590-550.100-920.200	Gas BP CANAD.	5350299	4/12/2012	8,216.55	A0000008719
590-550.100-920.200	Gas CONSUME AT	1000 0000 4430	4/26/2012	7,480.53	00000168899
590-550.100-920.200	Gas CONSUME AT	1000 0000 4430	4/26/2012	7,146.79	00000168899
590-550.100-920.200	Gas LAKESHOF	200-1204-1557	5/10/2012	18,802.50	A0000009158
590-550.100-920.200	Gas CONSUME AT	1000 0000 4430	5/17/2012	6,497.08	00000169031
590-550.100-920.300	Power Consumers ML101511-11	100000148773	12/1/2011	88,653.69	00000167643
590-550.100-920.300	Power Consumers ML111611-12	100000148773	1/19/2012	96,148.25	00000168030
590-550.100-920.300	Power Consumers ML121711-01	100000148773	2/9/2012	104,619.33	00000168248
590-550.100-920.300	Power Consumers ML012012-02	100000148773	3/8/2012	90,648.72	00000168484
590-550.100-920.300	Power Consumers ML021712-03	100000148773	3/29/2012	105,324.14	00000168628
590-550.100-920.300	Power Consumers ML032112-04	100000148773	4/26/2012	90,186.92	00000168905
590-550.100-920.300	Power Consumers ML042012-05	100000148773	5/24/2012	83,246.58	00000169119
590-550.100-920.400	Power - Swed SWEDISH I	2012-99001	3/1/2012	29,325.89	A0000008128
590-550.100-920.400	Power - Swed SWEDISH I	2012-99006	5/3/2012	22,901.01	A0000009067
590-550.100-920.900	Intracity Utilitie Treasurer, (BEEC-G04652-01	12/15/2011	7,043.13	00000167737
590-550.100-920.900	Intracity Utilitie Treasurer, (BEEC-G04652-01	1/19/2012	8,206.63	00000168021
590-550.100-920.900	Intracity Utilitie Treasurer, (BEEC-G04652-01	2/16/2012	10,501.13	00000168299

590-550.100-920.900	Intracity Utilitie Treasurer, (BEEC-G04652-01	5/17/2012	11,196.63	00000169029
590-550.100-976.000	REPLACE WF SWEERS E	25977	2/16/2012	702.00	A0000007891

Total for Dept 550.100 Wpc Operations: 1,014,588.82

Dept 550.200 Wpc-Third Ave Pump Station

590-550.200-920.300	Power	Consumers ML101311-11	100000290393	12/1/2011	11,049.75	00000167643
590-550.200-920.300	Power	Consumers ML111511-12	100000290435	12/22/2011	12,145.15	00000167805
590-550.200-920.300	Power	Consumers ML121511-01	100000290393	2/9/2012	15,210.28	00000168247
590-550.200-920.300	Power	Consumers ML011912-02	100000290393	2/23/2012	8,581.45	00000168383
590-550.200-920.300	Power	Consumers ML021712-03	100000290393	3/29/2012	12,440.90	00000168627
590-550.200-920.300	Power	Consumers ML031712-04	100000290393	4/26/2012	11,980.18	00000168904
590-550.200-920.300	Power	Consumers ML041912-05	100000290393	5/24/2012	5,204.00	00000169118
590-550.200-920.300	Power	Consumers ML041912-05	100000290435	5/24/2012	10,748.80	00000169118
590-550.200-920.900	Intracity Utilitie Treasurer, (UNIW-000000-01		12/15/2011	5,665.13	00000167737
590-550.200-920.900	Intracity Utilitie Treasurer, (UNIW-000000-01		2/16/2012	5,190.63	00000168299
590-550.200-920.900	Intracity Utilitie Treasurer, (UNIW-000000-01		4/26/2012	6,211.13	00000168896
590-550.200-920.900	Intracity Utilitie Treasurer, (UNIW-000000-01		5/17/2012	5,041.13	00000169029
590-550.200-977.000	REPLACEME MICHIGAN REPLACEME	3101088-00		5/17/2012	4,566.00	A0000009212

Total for Dept 550.200 Wpc-Third Ave Pump St 114,034.53

Dept 550.202 Wpc-Maintenance Expense

590-550.202-775.000	SQ D PLC M MCNAUGH YPO-2012 SQ	10885258-00		3/15/2012	7,330.71	A0000008286
590-550.202-930.000	CONCRETE F OAK CONS	11-06-7		12/8/2011	7,500.00	A0000006893
590-550.202-930.000	CONCRETE F OAK CONS	11-06-7		12/22/2011	6,500.00	A0000007164
590-550.202-930.000	WELDING/PIF PLATINUM	11867		12/29/2011	15,000.00	A0000007117
590-550.202-930.000	CONCRETE F OAK CONS	11-06-8		12/29/2011	3,072.00	A0000007164
590-550.202-930.000	EMERGENCY AMERICAN	47544		3/15/2012	5,200.00	A0000008336
590-550.202-930.000	CONCRETE F OAK CONS	11-06-12		3/29/2012	8,800.00	A0000008552
590-550.202-930.000	WELDING/PIF PLATINUM	11894		3/29/2012	8,738.84	A0000008610
590-550.202-930.000	PUMP REPAI HYDRO DY	27050		4/26/2012	6,509.95	A0000008880
590-550.202-930.000	CONCRETE F OAK CONS	11-06-18		5/17/2012	12,868.95	A0000009243
590-550.202-976.000	DOOR REPL/ OAK CONS FY 2012 - DO	11-06-6		12/8/2011	5,354.00	A0000006893

Total for Dept 550.202 Wpc-Maintenance Expe 86,874.45

Dept 550.300 WPC - Capital improvements

590-550.300-930.000	DIGESTER BIF & P PAIN'	1	12/29/2011	30,000.00	A0000007178
590-550.300-930.000	DIGESTER BIF & P PAIN'	2	5/3/2012	13,000.00	A0000009062
590-550.300-976.000	REPLACE WFSWEERS E	25977	2/16/2012	10,000.00	A0000007891
590-550.300-977.000	ROTORK ELE SYSTEMS : ROTORK ELE 01016068		3/8/2012	7,667.00	A0000008228
590-550.300-977.000	ROTORK ELE SYSTEMS : ROTORK ELE 01016374		3/29/2012	7,667.00	A0000008546
590-550.300-977.000	REPLACEMENT MICHIGAN REPLACEMENT 3101088-00		5/17/2012	8,412.00	A0000009212

Total for Dept 550.300 WPC - Capital improven 76,746.00

Dept 748.181 COF Smith Village - nbrhd improv

590-748.181-801.000	SMITH VIALLA DIPONIO C	1	1/5/2012	94,361.00	A0000007246
590-748.181-801.000	SMITH VIALLA DIPONIO C	2	1/5/2012	113,396.13	A0000007246
590-748.181-801.000	SMITH VIALLA DIPONIO C	3	1/26/2012	80,301.20	A0000007696
590-748.181-801.000	SMITH VIALLA DIPONIO C	4	3/1/2012	22,089.98	A0000008250
590-748.181-801.000	SMITH VIALLA DIPONIO C	5	3/15/2012	53,937.76	A0000008367

Total for Dept 748.181 COF Smith Village - nbrl 364,086.07

Total for Fund 590 Sewer Fund: 1,847,258.17

Fund 591 Water Fund

Dept 000.000 Undesignated-Balance Sheet Activity

591-000.000-110.500	STAINLESS SHD SUPPL' SS REPAIR C 4138353		1/12/2012	11,320.85	A0000007329
591-000.000-110.500	POLY PIPE, C MICHIGAN POLY PIPE, V 58197		2/2/2012	10,356.23	A0000007660
591-000.000-110.500	STAINLESS SHD SUPPL' SS REPAIR C 4499944		4/5/2012	5,738.50	A0000008646
591-000.000-110.500	POLY PIPE, C MICHIGAN POLY PIPE, V 58332		5/3/2012	47,891.85	A0000009029
591-000.000-110.500	POLY PIPE, C MICHIGAN POLY PIPE, V 58771		5/3/2012	5,987.99	A0000009029
591-000.000-110.500	PIPE PATCH SOURCE 1 SEWER PATC 3614		5/3/2012	13,279.20	A0000009052

Total for Dept 000.000 Undesignated-Balance S 94,574.62

Dept 011.103 retention for diponio contracting

591-011.103-211.000	Contract Paya DIPONIO C	RETENTION	5/3/2012	33,379.59	A0000009064
---------------------	-------------------------	-----------	----------	-----------	-------------

Total for Dept 011.103 retention for diponio con 33,379.59

Dept 253.202 Customer Services-Water Collection

591-253.202-729.000	Postage	MAIL ROOM	11110261	12/8/2011	1,174.95	A0000006855
591-253.202-729.000	Postage	LEVEL ONE	0013045P	1/5/2012	11,250.00	A0000007236
591-253.202-729.000	Postage	MAIL ROOM	12110261	1/12/2012	959.98	A0000007291
591-253.202-729.000	Postage	MAIL ROOM	01120261	2/9/2012	1,218.30	A0000007748
591-253.202-729.000	Postage	MAIL ROOM	01120261	2/9/2012	114.90	A0000007748
591-253.202-729.000	Postage	MAIL ROOM	02120261	3/22/2012	2,336.55	A0000008430
591-253.202-729.000	Postage	MAIL ROOM	03120261	4/12/2012	1,695.41	A0000008718
591-253.202-729.000	Postage	LEVEL ONE	0013842P	4/19/2012	11,250.00	A0000008854
591-253.202-729.000	Postage	MAIL ROOM	04120261	5/10/2012	2,483.46	A0000009125
591-253.202-850.000	Communicatic AT & T	AT	810766700012	1/19/2012	144.98	00000168036
591-253.202-850.000	Communicatic AT & T	AT	810766700001	2/2/2012	181.05	00000168150
591-253.202-850.000	Communicatic AT & T	AT	810766700002	2/23/2012	255.33	00000168386
591-253.202-850.000	Communicatic AT & T	AT	810766700003	3/29/2012	320.55	00000168631
591-253.202-850.000	Communicatic AT & T	AT	810766700004	4/26/2012	331.42	00000168909
591-253.202-850.000	Communicatic AT & T	AT	810766700005	5/17/2012	345.18	00000169040

Total for Dept 253.202 Customer Services-Wat 34,062.06

Dept 536.100 Utilities - Water Administration

591-536.100-643.000	Water Svc Ch Flint Public TO	BEEC-3601-0-2	3/1/2012	5,455.40	00000168426
591-536.100-801.000	# 106316, KE STATE OF	AP339803	1/12/2012	71,443.36	00000168046
591-536.100-801.000	591 CITY ENC ROWE ENC EXPIRES 3/	0066873	1/19/2012	6,250.00	A0000007422
591-536.100-801.000	591 MLK,PIEF STATE OF	AP339176	1/19/2012	80.96	00000168046
591-536.100-801.000	591 MLK,PIEF STATE OF	AP336522	1/19/2012	44,089.51	00000168046
591-536.100-801.000	591 MLK,PIEF STATE OF	AP337661	1/19/2012	4,104.03	00000168046
591-536.100-801.000	591 MLK,PIEF STATE OF	AP338458	1/19/2012	640.00	00000168046
591-536.100-801.000	WATER REC(WADE TRII	42960	1/19/2012	9,396.54	A0000007425
591-536.100-801.000	WATER REC(WADE TRII	43169	1/19/2012	9,241.34	A0000007425
591-536.100-801.000	WATER REC(WADE TRII	43341	1/19/2012	4,527.84	A0000007425
591-536.100-801.000	591 MLK,PIEF STATE OF	AP339804	1/19/2012	216.00	00000168046
591-536.100-801.000	GAGING STA UNITED ST	0-2445-DPR079	1/26/2012	8,620.00	A0000007555
591-536.100-801.000	ANNUAL WA STATE OF AT	724633	1/26/2012	20,572.03	00000168125
591-536.100-801.000	WATER SER\ ROWE ENC EXPIRES 12	0067285	3/22/2012	7,451.25	A0000008504
591-536.100-801.000	WATER SER\ ROWE ENC EXPIRES 12	0067654	3/22/2012	1,173.75	A0000008504
591-536.100-801.000	Professional S ROWE ENC	0065893	3/22/2012	6,211.75	A0000008423

Total for Dept 536.100 Utilities - Water Adminis 199,473.76

Dept 540.100 Water Service Center Management

591-540.100-726.000	Supplies	MAIL ROOM	11110261	12/8/2011	1,713.51	A0000006855
591-540.100-726.000	Supplies	MAIL ROOM	12110261	1/12/2012	517.71	A0000007291
591-540.100-729.000	Postage	MAIL ROOM	01120261	2/9/2012	16.13	A0000007748
591-540.100-729.000	Postage	MAIL ROOM	01120261	2/9/2012	0.50	A0000007748
591-540.100-729.000	Postage	MAIL ROOM	02120261	3/22/2012	1.24	A0000008430
591-540.100-729.000	Postage	MAIL ROOM	03120261	4/12/2012	8.15	A0000008718
591-540.100-729.000	Postage	MAIL ROOM	04120261	5/10/2012	5.47	A0000009125
591-540.100-823.000	Copying Servi	XEROX CC	800584922	12/1/2011	11.37	A0000006744
591-540.100-823.000	Copying Servi	XEROX CC	800586693	1/12/2012	102.25	A0000007283
591-540.100-823.000	Copying Servi	XEROX CC	800588479	2/2/2012	102.25	A0000007629
591-540.100-823.000	Copying Servi	XEROX CC	800590237	3/8/2012	102.25	A0000008181
591-540.100-823.000	Copying Servi	XEROX CC	800591987	3/29/2012	102.25	A0000008508
591-540.100-823.000	Copying Servi	XEROX CC	800593730	5/3/2012	102.25	A0000009003
591-540.100-850.000	Communicatic	NEXTEL C(AT	879853513-116	12/15/2011	1,194.52	00000167740
591-540.100-850.000	Communicatic	AT & T AT	810766700012	1/19/2012	1,676.22	00000168036
591-540.100-850.000	Communicatic	NEXTEL C(AT	879853513-117	1/26/2012	1,115.79	00000168093
591-540.100-850.000	Communicatic	NEXTEL C(AT	879853513-118	1/26/2012	938.36	00000168093
591-540.100-850.000	Communicatic	AT & T AT	810766700001	2/2/2012	1,752.36	00000168150
591-540.100-850.000	Communicatic	AT & T SB:AT	8102303151595	2/2/2012	73.11	00000168152
591-540.100-850.000	Communicatic	AT & T SB:AT	8102303151595	2/2/2012	66.53	00000168152
591-540.100-850.000	Communicatic	AT & T SB:AT	8102303151595	2/16/2012	71.06	00000168313
591-540.100-850.000	Communicatic	AT & T AT	810766700002	2/23/2012	1,909.18	00000168386
591-540.100-850.000	Communicatic	NEXTEL C(AT	879853513-119	3/8/2012	1,359.62	00000168480
591-540.100-850.000	Communicatic	NEXTEL C(AT	879853513-119	3/8/2012	23.57	00000168480
591-540.100-850.000	Communicatic	AT & T SB:AT	8102303151595	3/22/2012	71.71	00000168606
591-540.100-850.000	Communicatic	AT & T AT	810766700003	3/29/2012	2,046.87	00000168631
591-540.100-850.000	Communicatic	NEXTEL C(AT	879853513-120	4/5/2012	1,340.64	00000168741
591-540.100-850.000	Communicatic	AT & T SB:AT	8102303151595	4/26/2012	130.37	00000168911
591-540.100-850.000	Communicatic	AT & T AT	810766700004	4/26/2012	1,439.81	00000168909
591-540.100-850.000	Communicatic	AT & T AT	810766700005	5/17/2012	2,098.86	00000169040
591-540.100-850.000	Communicatic	NEXTEL C(AT	879853513-121	5/17/2012	1,195.38	00000169030
591-540.100-850.000	Communicatic	NEXTEL C(AT	879853513-121	5/17/2012	47.22	00000169030
591-540.100-850.000	Communicatic	NEXTEL C(AT	879853513-122	5/17/2012	1,125.32	00000169030

591-540.100-850.000	Communications AT & T SB:AT	8102303151595	5/17/2012	131.59	00000169041
591-540.100-920.000	Utilities Consumers ML111611-12	100008562850	1/19/2012	5,531.62	00000168030
591-540.100-920.000	Utilities Consumers ML122011-01:	100008562850	2/9/2012	5,414.79	00000168247

Total for Dept 540.100 Water Service Center M 33,539.83

Dept 540.200 Wsc-Meter Reading - Water

591-540.200-726.000	METER SUPP METRON-F METERS	15843	5/10/2012	34,387.91	A0000009219
---------------------	----------------------------	-------	-----------	-----------	-------------

Total for Dept 540.200 Wsc-Meter Reading - W 34,387.91

Dept 545.200 Water Plant - Operations

591-545.200-726.000	BACTERIAL S IDEXX LAB BACTERIAL S	255574555	1/12/2012	5,470.00	A0000007301
591-545.200-726.000	BACTERIAL S IDEXX LAB BACTERIAL S	258690144	5/3/2012	5,130.00	A0000009012
591-545.200-729.000	Postage MAIL ROOM	11110261	12/8/2011	4.11	A0000006855
591-545.200-729.000	Postage MAIL ROOM	12110261	1/12/2012	110.68	A0000007291
591-545.200-729.000	Postage MAIL ROOM	01120261	2/9/2012	19.15	A0000007748
591-545.200-729.000	Postage MAIL ROOM	02120261	3/22/2012	5.57	A0000008430
591-545.200-729.000	Postage MAIL ROOM	03120261	4/12/2012	10.37	A0000008718
591-545.200-729.000	Postage MAIL ROOM	04120261	5/10/2012	3.97	A0000009125
591-545.200-740.000	ARCH CONS CHEMICAL ARCH CONS	2698	12/29/2011	10,992.00	A0000007162
591-545.200-740.000	FERRIC CHL(PVS TECH) FERRIC CHL	162210	3/1/2012	8,248.93	A0000008193
591-545.200-759.000	WATER FOR CITY OF DI WATER F	2-0451.300 11/23	12/8/2011	1,687,616.07	A0000006932
591-545.200-759.000	WATER FOR CITY OF DI WATER F	2-0451.300 12/2	1/12/2012	1,594,761.40	A0000007406
591-545.200-759.000	WATER FOR CITY OF DI WATER F	2-0451.300 1/25	2/16/2012	1,656,405.78	A0000007830
591-545.200-759.000	WATER FOR CITY OF DI WATER F	2-0451.300 2/24	3/8/2012	1,689,873.91	A0000008409
591-545.200-759.000	WATER FOR CITY OF DI WATER F	2-0451.300 3/23	3/29/2012	1,611,309.10	A0000008795
591-545.200-759.000	WATER FOR CITY OF DI WATER F	2-0451.300 4/25	5/3/2012	1,647,610.89	A0000009176
591-545.200-801.000	OZONE SYST FIN-TEK C INV	977283	12/8/2011	11,170.00	A0000007026
591-545.200-801.000	SERVICE AGI HACH COI SERVICE AGI	7574521	3/29/2012	6,241.00	A0000008500
591-545.200-823.000	Copying Servi XEROX CC	800584922	12/1/2011	183.29	A0000006744
591-545.200-823.000	Copying Servi XEROX CC	800586693	1/12/2012	183.29	A0000007283
591-545.200-823.000	Copying Servi XEROX CC	800588479	2/2/2012	203.27	A0000007629
591-545.200-823.000	Copying Servi XEROX CC	800590237	3/8/2012	183.29	A0000008181
591-545.200-823.000	Copying Servi XEROX CC	800591987	3/29/2012	183.29	A0000008508
591-545.200-823.000	Copying Servi XEROX CC	800593730	5/3/2012	276.66	A0000009003
591-545.200-850.000	Communications NEXTEL C(AT	879853513-116	12/15/2011	531.76	00000167740

591-545.200-850.000	Communicatic AT & T	AT	810766700012	1/19/2012	241.64	00000168036
591-545.200-850.000	Communicatic NEXTEL C	AT	879853513-117	1/26/2012	452.45	00000168093
591-545.200-850.000	Communicatic NEXTEL C		879853513-118	1/26/2012	466.27	00000168093
591-545.200-850.000	Communicatic AT & T	AT	810766700001	2/2/2012	301.75	00000168150
591-545.200-850.000	Communicatic AT & T	SB:AT	8102303151595	2/2/2012	6,606.12	00000168152
591-545.200-850.000	Communicatic AT & T	SB:AT	8102303151595	2/2/2012	6,567.01	00000168152
591-545.200-850.000	Communicatic AT & T	SB:AT	8102303151595	2/16/2012	7,823.49	00000168313
591-545.200-850.000	Communicatic AT & T	AT	810766700002	2/23/2012	425.56	00000168386
591-545.200-850.000	Communicatic NEXTEL C	AT	879853513-119	3/8/2012	534.40	00000168480
591-545.200-850.000	Communicatic AT & T	SB:AT	8102303151595	3/22/2012	7,821.14	00000168606
591-545.200-850.000	Communicatic AT & T	AT	810766700003	3/29/2012	534.26	00000168631
591-545.200-850.000	Communicatic NEXTEL C	AT	879853513-120	4/5/2012	487.12	00000168741
591-545.200-850.000	Communicatic AT & T	SB:AT	8102303151595	4/26/2012	8,148.92	00000168911
591-545.200-850.000	Communicatic AT & T	AT	810766700004	4/26/2012	552.37	00000168909
591-545.200-850.000	Communicatic AT & T	AT	810766700005	5/17/2012	575.30	00000169040
591-545.200-850.000	Communicatic NEXTEL C	AT	879853513-121	5/17/2012	626.73	00000169030
591-545.200-850.000	Communicatic NEXTEL C	AT	879853513-122	5/17/2012	536.74	00000169030
591-545.200-850.000	Communicatic AT & T	SB:AT	8102303151595	5/17/2012	8,148.34	00000169041
591-545.200-920.200	Gas	Consumers ML101511-11	100000179950	12/1/2011	10,333.09	00000167644
591-545.200-920.200	Gas	Consumers ML111711-12	100000179950	1/19/2012	20,913.81	00000168030
591-545.200-920.200	Gas	Consumers ML122011-01	100000179950	2/9/2012	20,973.08	00000168248
591-545.200-920.200	Gas	Consumers ML012112-02	100000179950	3/8/2012	22,443.49	00000168484
591-545.200-920.200	Gas	Consumers ML022112-03	100000179950	3/29/2012	10,293.90	00000168628
591-545.200-920.300	Power	Consumers ML102711-11	100000177871	12/22/2011	19,278.16	00000167805
591-545.200-920.300	Power	Consumers ML113011-12	100000177871	1/19/2012	22,522.20	00000168030
591-545.200-920.300	Power	Consumers ML123111-01	100000177871	2/9/2012	24,112.37	00000168248
591-545.200-920.300	Power	Consumers ML020112-02	100000177871	3/8/2012	26,800.91	00000168484
591-545.200-920.300	Power	Consumers ML022912-03	100000177871	4/12/2012	22,789.63	00000168833
591-545.200-920.300	Power	Consumers ML033112-04	100000177871	5/17/2012	22,961.69	00000169036

Total for Dept 545.200 Water Plant - Operation: 10,210,999.72

Dept 545.201 Water Plant Maintenance

591-545.201-930.000	LARGE PUMF HYDRO DY	26980	4/5/2012	7,328.79	A0000008593
---------------------	---------------------	-------	----------	----------	-------------

Total for Dept 545.201 Water Plant Maintenanc 7,328.79

Dept 545.202 Water Plant - Dam Operations

591-545.202-850.000	Communicatic AT & T SB:AT	8102303151595	2/2/2012	50.21	00000168152
591-545.202-850.000	Communicatic AT & T SB:AT	8102303151595	2/2/2012	54.41	00000168152
591-545.202-850.000	Communicatic AT & T SB:AT	8102303151595	2/16/2012	50.03	00000168313
591-545.202-850.000	Communicatic AT & T SB:AT	8102303151595	3/22/2012	68.46	00000168606
591-545.202-850.000	Communicatic AT & T SB:AT	8102303151595	4/26/2012	86.43	00000168911
591-545.202-850.000	Communicatic AT & T SB:AT	8102303151595	5/17/2012	86.39	00000169041

Total for Dept 545.202 Water Plant - Dam Oper 395.93

Dept 545.300 Water Plant - Capital improvements

591-545.300-976.000	TOWER MAIN UTILITY SE	284076	4/5/2012	278,322.44	A0000008656
---------------------	-----------------------	--------	----------	------------	-------------

Total for Dept 545.300 Water Plant - Capital im 278,322.44

Dept 748.181 COF Smith Village - nbrhd improv

591-748.181-801.000	WATER SMIT DIPONIO C	1	1/5/2012	500.00	A0000007246
591-748.181-801.000	WATER SMIT DIPONIO C	2	1/5/2012	96,451.00	A0000007246
591-748.181-801.000	WATER SMIT DIPONIO C	3	1/26/2012	80,301.20	A0000007696
591-748.181-801.000	WATER SMIT DIPONIO C	4	3/1/2012	144,342.20	A0000008250
591-748.181-801.000	WATER SMIT DIPONIO C	5	3/15/2012	53,937.76	A0000008367

Total for Dept 748.181 COF Smith Village - nbrl 375,532.16

Total for Fund 591 Water Fund: 11,301,996.81

Fund 627 Fringe Benefit Fund

Dept 000.000 Undesignated-Balance Sheet Activity

627-000.000-232.050	Payroll Deduc CITY OF FL	PAY410026	5/3/2011	12,597.22	00000168934
627-000.000-232.050	Payroll Deduc CITY OF FL	PAY424026	12/2/2011	12,656.80	00000167613
627-000.000-232.050	Payroll Deduc CITY OF FL	PAY425028	12/16/2011	12,902.69	00000167718
627-000.000-232.050	Payroll Deduc CITY OF FL	PAY426022	12/30/2011	11,915.69	00000167833
627-000.000-232.050	Payroll Deduc CITY OF FL	PAY501029	1/13/2012	12,743.71	00000168003
627-000.000-232.050	Payroll Deduc CITY OF FL	PAY502025	1/27/2012	11,959.58	00000168074
627-000.000-232.050	Payroll Deduc CITY OF FL	PAY503025	2/10/2012	10,871.02	00000168223
627-000.000-232.050	Payroll Deduc CITY OF FL	PAY504025	2/24/2012	11,190.39	00000168364

627-000.000-232.050	Payroll Deduc CITY OF FL	PAY505028	3/9/2012	10,949.90	00000168470
627-000.000-232.050	Payroll Deduc CITY OF FL	PAY506025	3/23/2012	10,812.16	00000168588
627-000.000-232.050	Payroll Deduc CITY OF FL	PAY507029	4/6/2012	10,840.72	00000168726
627-000.000-232.050	Payroll Deduc CITY OF FL	PAY508026	4/20/2012	11,383.07	00000168867
627-000.000-232.050	Payroll Deduc CITY OF FL	PAY509028	5/4/2012	11,503.13	00000168970
627-000.000-232.050	Payroll Deduc CITY OF FL	PAY510029	5/18/2012	10,308.93	00000169098
627-000.000-232.100	P/R Deduct Pz STATE OF AT	C38-6004611 11/	12/15/2011	113,367.03	00000167801
627-000.000-232.100	P/R Deduct Pz STATE OF AT	C38-60046111211	1/12/2012	176,237.46	00000167968
627-000.000-232.100	P/R Deduct Pz STATE OF AT	C38-6004611 011	2/9/2012	94,567.69	00000168269
627-000.000-232.100	P/R Deduct Pz STATE OF AT	C38-6004611 021	3/15/2012	102,708.63	00000168538
627-000.000-232.100	P/R Deduct Pz STATE OF AT	C38-6004611 312	4/12/2012	101,247.11	00000168850
627-000.000-232.100	P/R Deduct Pz STATE OF AT	C38-6004611 412	5/10/2012	104,690.73	00000168997
627-000.000-232.250	Payroll Deduc EQUITABLI	PAY424013	12/2/2011	18,350.94	A0000006699
627-000.000-232.250	Payroll Deduc ICMA RETI	PAY424014	12/2/2011	23,838.00	A0000006700
627-000.000-232.250	Payroll Deduc ICMA RETI	PAY424016	12/2/2011	15,695.07	A0000006700
627-000.000-232.250	Payroll Deduc EQUITABLI	PAY425009	12/16/2011	97,640.00	A0000006914
627-000.000-232.250	Payroll Deduc EQUITABLI	PAY425011	12/16/2011	25,218.62	A0000006914
627-000.000-232.250	Payroll Deduc ICMA RETI	PAY425012	12/16/2011	61,707.52	A0000006915
627-000.000-232.250	Payroll Deduc ICMA RETI	PAY425014	12/16/2011	16,457.03	A0000006915
627-000.000-232.250	Payroll Deduc EQUITABLI	PAY426008	12/30/2011	32,228.47	A0000007059
627-000.000-232.250	Payroll Deduc EQUITABLI	PAY426010	12/30/2011	16,769.75	A0000007059
627-000.000-232.250	Payroll Deduc ICMA RETI	PAY426011	12/30/2011	9,716.76	A0000007060
627-000.000-232.250	Payroll Deduc ICMA RETI	PAY426013	12/30/2011	13,897.06	A0000007060
627-000.000-232.250	Payroll Deduc EQUITABLI	PAY501012	1/13/2012	10,916.74	A0000007391
627-000.000-232.250	Payroll Deduc EQUITABLI	PAY501014	1/13/2012	18,049.14	A0000007391
627-000.000-232.250	Payroll Deduc ICMA RETI	PAY501015	1/13/2012	13,335.43	A0000007392
627-000.000-232.250	Payroll Deduc ICMA RETI	PAY501017	1/13/2012	14,224.13	A0000007392
627-000.000-232.250	Payroll Deduc EQUITABLI	PAY502009	1/27/2012	17,829.10	A0000007486
627-000.000-232.250	Payroll Deduc ICMA RETI	PAY502012	1/27/2012	13,980.69	A0000007487
627-000.000-232.250	Payroll Deduc EQUITABLI	PAY503012	2/10/2012	16,628.60	A0000007712
627-000.000-232.250	Payroll Deduc ICMA RETI	PAY503015	2/10/2012	15,329.32	A0000007713
627-000.000-232.250	Payroll Deduc EQUITABLI	PAY504009	2/24/2012	17,038.34	A0000007935
627-000.000-232.250	Payroll Deduc ICMA RETI	PAY504012	2/24/2012	15,113.52	A0000007936
627-000.000-232.250	Payroll Deduc EQUITABLI	PAY505012	3/9/2012	17,202.28	A0000008144
627-000.000-232.250	Payroll Deduc ICMA RETI	PAY505015	3/9/2012	15,219.00	A0000008145
627-000.000-232.250	Payroll Deduc EQUITABLI	PAY506009	3/23/2012	17,026.34	A0000008392
627-000.000-232.250	Payroll Deduc ICMA RETI	PAY506010	3/23/2012	32,738.10	A0000008393

627-000.000-232.250	Payroll Deduc ICMA RETI	PAY506012	3/23/2012	15,018.71	A0000008393
627-000.000-232.250	Payroll Deduc EQUITABLI	PAY507011	4/6/2012	18,400.24	A0000008577
627-000.000-232.250	Payroll Deduc EQUITABLI	PAY507013	4/6/2012	17,191.67	A0000008577
627-000.000-232.250	Payroll Deduc ICMA RETI	PAY507016	4/6/2012	15,046.11	A0000008578
627-000.000-232.250	Payroll Deduc EQUITABLI	PAY508010	4/20/2012	17,126.47	A0000008783
627-000.000-232.250	Payroll Deduc ICMA RETI	PAY508011	4/20/2012	34,250.00	A0000008784
627-000.000-232.250	Payroll Deduc ICMA RETI	PAY508013	4/20/2012	15,415.79	A0000008784
627-000.000-232.250	Payroll Deduc EQUITABLI	PAY509011	5/4/2012	5,000.00	A0000009084
627-000.000-232.250	Payroll Deduc EQUITABLI	PAY509013	5/4/2012	17,121.99	A0000009084
627-000.000-232.250	Payroll Deduc ICMA RETI	PAY509016	5/4/2012	15,340.27	A0000009085
627-000.000-232.250	Payroll Deduc EQUITABLI	PAY510012	5/18/2012	16,118.49	A0000009270
627-000.000-232.250	Payroll Deduc ICMA RETI	PAY510015	5/18/2012	15,076.72	A0000009271
627-000.000-232.310	P/R Deduct P: ICMA RETI	PAY424003	12/2/2011	8,433.62	A0000006690
627-000.000-232.310	P/R Deduct P: ICMA RETI	PAY425003	12/16/2011	11,744.63	A0000006908
627-000.000-232.350	Payroll Deduc FLINT FIRE	PAY424006	12/2/2011	7,216.70	A0000006693
627-000.000-232.350	Payroll Deduc AFSCME, L	PAY424020	12/2/2011	7,071.68	A0000006704
627-000.000-232.350	Payroll Deduc AFSCME, L	PAY425018	12/16/2011	7,111.86	A0000006919
627-000.000-232.350	Payroll Deduc AFSCME, L	PAY426015	12/30/2011	6,810.51	A0000007062
627-000.000-232.350	Payroll Deduc FLINT FIRE	PAY501006	1/13/2012	7,106.77	A0000007385
627-000.000-232.350	Payroll Deduc AFSCME, L	PAY501021	1/13/2012	6,730.15	A0000007396
627-000.000-232.350	Payroll Deduc AFSCME, L	PAY502015	1/27/2012	6,709.78	A0000007490
627-000.000-232.350	Payroll Deduc FLINT FIRE	PAY503006	2/10/2012	7,074.67	A0000007707
627-000.000-232.350	Payroll Deduc AFSCME, L	PAY503019	2/10/2012	6,790.42	A0000007717
627-000.000-232.350	Payroll Deduc AFSCME, L	PAY504015	2/24/2012	6,710.06	A0000007939
627-000.000-232.350	Payroll Deduc FLINT FIRE	PAY505006	3/9/2012	7,111.53	A0000008139
627-000.000-232.350	Payroll Deduc AFSCME, L	PAY505019	3/9/2012	6,660.41	A0000008149
627-000.000-232.350	Payroll Deduc AFSCME, L	PAY506015	3/23/2012	6,609.61	A0000008396
627-000.000-232.350	Payroll Deduc FLINT FIRE	PAY507006	4/6/2012	7,019.55	A0000008572
627-000.000-232.350	Payroll Deduc AFSCME, L	PAY507020	4/6/2012	6,569.43	A0000008582
627-000.000-232.350	Payroll Deduc AFSCME, L	PAY508016	4/20/2012	6,569.43	A0000008787
627-000.000-232.350	Payroll Deduc FLINT FIRE	PAY509006	5/4/2012	6,853.87	A0000009079
627-000.000-232.350	Payroll Deduc AFSCME, L	PAY509020	5/4/2012	6,629.70	A0000009089
627-000.000-232.350	Payroll Deduc AFSCME, L	PAY510018	5/18/2012	6,529.25	A0000009274
627-000.000-232.500	Payroll Deduc AFLAC	PAY424010	12/2/2011	15,457.46	A0000006697
627-000.000-232.500	Payroll Deduc AFLAC	PAY425008	12/16/2011	15,510.56	A0000006913
627-000.000-232.500	Payroll Deduc AFLAC	PAY426007	12/30/2011	15,511.89	A0000007058
627-000.000-232.500	Payroll Deduc AFLAC	PAY501010	1/13/2012	15,354.12	A0000007389

627-000.000-232.500	Payroll Deduc: AFLAC	PAY502007	1/27/2012	15,361.26	A0000007485
627-000.000-232.500	Payroll Deduc: AFLAC	PAY503009	2/10/2012	15,513.86	A0000007710
627-000.000-232.500	Payroll Deduc: AFLAC	PAY504007	2/24/2012	15,500.79	A0000007934
627-000.000-232.500	Payroll Deduc: AFLAC	PAY505009	3/9/2012	15,413.01	A0000008142
627-000.000-232.500	Payroll Deduc: AFLAC	PAY506007	3/23/2012	15,406.43	A0000008391
627-000.000-232.500	Payroll Deduc: AFLAC	PAY507009	4/6/2012	15,442.99	A0000008575
627-000.000-232.500	Payroll Deduc: AFLAC	PAY508007	4/20/2012	15,294.74	A0000008781
627-000.000-232.500	Payroll Deduc: AFLAC	PAY509009	5/4/2012	14,786.44	A0000009082
627-000.000-232.500	Payroll Deduc: AFLAC	PAY510009	5/18/2012	14,681.53	A0000009268
627-000.000-232.550	Payroll Deduc: MI STATE I	PAY424064	12/2/2011	26,091.86	E0000006709
627-000.000-232.550	Payroll Deduc: MI STATE I	PAY425068	12/16/2011	25,643.99	E0000006924
627-000.000-232.550	Payroll Deduc: MI STATE I	PAY426062	12/30/2011	24,247.09	E0000007250
627-000.000-232.550	Payroll Deduc: MI STATE I	PAY501070	1/13/2012	24,986.05	E0000007401
627-000.000-232.550	Payroll Deduc: MI STATE I	PAY502063	1/27/2012	24,898.47	E0000007596
627-000.000-232.550	Payroll Deduc: MI STATE I	PAY503063	2/10/2012	24,331.86	E0000007945
627-000.000-232.550	Payroll Deduc: MI STATE I	PAY504064	2/24/2012	23,724.43	E0000008034
627-000.000-232.550	Payroll Deduc: MI STATE I	PAY505063	3/9/2012	24,050.79	E0000008268
627-000.000-232.550	Payroll Deduc: MI STATE I	PAY506060	3/23/2012	23,981.72	E0000008484
627-000.000-232.550	Payroll Deduc: MI STATE I	PAY507064	4/6/2012	23,809.64	E0000008689
627-000.000-232.550	Payroll Deduc: MI STATE I	PAY508064	4/20/2012	23,421.24	E0000008980
627-000.000-232.550	Payroll Deduc: MI STATE I	PAY509068	5/4/2012	22,897.53	E0000009094
627-000.000-232.550	Payroll Deduc: MI STATE I	PAY510070	5/18/2012	22,854.31	E0000009282
627-000.000-232.600	P/R Deduct P: CITIGROUP	PAY424025	12/2/2011	7,260.31	00000167616
627-000.000-232.600	P/R Deduct P: CITIGROUP	PAY425027	12/16/2011	7,220.59	00000167721
627-000.000-232.600	P/R Deduct P: CITIGROUP	PAY426021	12/30/2011	7,270.68	00000167836
627-000.000-232.600	P/R Deduct P: CITIGROUP	PAY501028	1/13/2012	7,147.28	00000168006
627-000.000-232.600	P/R Deduct P: CITIGROUP	PAY502024	1/27/2012	7,091.16	00000168078
627-000.000-232.600	P/R Deduct P: CITIGROUP	PAY503024	2/10/2012	7,197.39	00000168226
627-000.000-232.600	P/R Deduct P: CITIGROUP	PAY504024	2/24/2012	7,323.98	00000168366
627-000.000-232.600	P/R Deduct P: CITIGROUP	PAY505027	3/9/2012	7,056.30	00000168472
627-000.000-232.600	P/R Deduct P: CITIGROUP	PAY506024	3/23/2012	7,085.87	00000168591
627-000.000-232.600	P/R Deduct P: CITIGROUP	PAY507028	4/6/2012	7,099.95	00000168729
627-000.000-232.600	P/R Deduct P: CITIGROUP	PAY508025	4/20/2012	7,026.99	00000168870
627-000.000-232.600	P/R Deduct P: CITIGROUP	PAY509027	5/4/2012	7,057.14	00000168973
627-000.000-232.600	P/R Deduct P: CITIGROUP	PAY510028	5/18/2012	7,235.28	00000169101
627-000.000-232.750	P/R Deduct P: ICMA RETI	PAY424001	12/2/2011	20,626.67	A0000006689
627-000.000-232.750	P/R Deduct P: ICMA RETI	PAY425001	12/16/2011	19,876.11	A0000006907

627-000.000-232.750	P/R Deduct P: ICMA RETI	PAY426001	12/30/2011	20,582.29	A0000007053
627-000.000-232.750	P/R Deduct P: ICMA RETI	PAY501001	1/13/2012	20,736.49	A0000007381
627-000.000-232.750	P/R Deduct P: ICMA RETI	PAY502001	1/27/2012	17,433.98	A0000007480
627-000.000-232.750	P/R Deduct P: ICMA RETI	PAY503001	2/10/2012	21,595.82	A0000007703
627-000.000-232.750	P/R Deduct P: ICMA RETI	PAY504001	2/24/2012	21,624.95	A0000007929
627-000.000-232.750	P/R Deduct P: ICMA RETI	PAY505001	3/9/2012	21,133.82	A0000008135
627-000.000-232.750	P/R Deduct P: ICMA RETI	PAY506001	3/23/2012	19,891.81	A0000008386
627-000.000-232.750	P/R Deduct P: ICMA RETI	PAY507001	4/6/2012	19,895.12	A0000008568
627-000.000-232.750	P/R Deduct P: ICMA RETI	PAY508001	4/20/2012	19,406.06	A0000008776
627-000.000-232.750	P/R Deduct P: ICMA RETI	PAY509001	5/4/2012	21,368.12	A0000009075
627-000.000-232.750	P/R Deduct P: ICMA RETI	PAY510001	5/18/2012	20,351.32	A0000009262

Total for Dept 000.000 Undesignated-Balance \$ 2,644,543.24

Dept 174.871 Risk And Benefit-Workers Compensation

627-174.871-729.000	Postage	MAIL ROOM	11110261	12/8/2011	2.57	A0000006855
627-174.871-729.000	Postage	MAIL ROOM	12110261	1/12/2012	2.26	A0000007291
627-174.871-729.000	Postage	MAIL ROOM	01120261	2/9/2012	2.02	A0000007748
627-174.871-729.000	Postage	MAIL ROOM	02120261	3/22/2012	24.15	A0000008430
627-174.871-729.000	Postage	MAIL ROOM	03120261	4/12/2012	3.80	A0000008718
627-174.871-729.000	Postage	MAIL ROOM	04120261	5/10/2012	0.50	A0000009125
627-174.871-850.000	Communicatic AT & T	AT	810766700012	1/19/2012	48.33	00000168036
627-174.871-850.000	Communicatic AT & T	AT	810766700001	2/2/2012	60.35	00000168150
627-174.871-850.000	Communicatic AT & T	AT	810766700002	2/23/2012	85.11	00000168386
627-174.871-850.000	Communicatic AT & T	AT	810766700003	3/29/2012	106.85	00000168631
627-174.871-850.000	Communicatic AT & T	AT	810766700004	4/26/2012	110.47	00000168909
627-174.871-850.000	Communicatic AT & T	AT	810766700005	5/17/2012	115.06	00000169040

Total for Dept 174.871 Risk And Benefit-Worke 561.47

Dept 853.250 Fringe Benefit - Hospitalization Insuran

627-853.250-716.000	HEALTH INSU MCLAREN	DEC 2011 BILLIN	12/1/2011	50,362.13	A0000006812
627-853.250-716.000	3802430001 F HEALTHPL	AC0100033411	1/12/2012	61,413.64	A0000007465
627-853.250-716.000	3802430002 F HEALTHPL	AC0100033412	1/12/2012	47,284.95	A0000007465
627-853.250-716.000	3802430004 F HEALTHPL	AC0100033414	1/12/2012	25,561.23	A0000007465
627-853.250-716.000	3802430005 F HEALTHPL	AC0100033415	1/12/2012	165,389.32	A0000007465
627-853.250-716.000	3802430008 F HEALTHPL	AC0100033418	1/12/2012	9,628.47	A0000007465

627-853.250-716.000	3802430010 A HEALTHPL	AC0100033420	1/12/2012	16,286.64	A0000007465
627-853.250-716.000	3802430011 C HEALTHPL	AC0100033421	1/12/2012	12,962.56	A0000007465
627-853.250-716.000	HEALTH INSL MCLAREN	JANUARY 2012	1/19/2012	51,154.96	A0000007565
627-853.250-716.000	3802430001 F HEALTHPL	AC0100034124	1/26/2012	61,413.64	A0000007551
627-853.250-716.000	3802430002 F HEALTHPL	AC0100034125	1/26/2012	48,678.35	A0000007551
627-853.250-716.000	3802430004 F HEALTHPL	AC0100034127	1/26/2012	24,167.83	A0000007551
627-853.250-716.000	3802430005 A HEALTHPL	AC0100034128	1/26/2012	165,316.01	A0000007551
627-853.250-716.000	3802430008 F HEALTHPL	AC0100034131	1/26/2012	9,628.47	A0000007551
627-853.250-716.000	3802430010 A HEALTHPL	AC0100034133	1/26/2012	16,286.64	A0000007551
627-853.250-716.000	3802430011 C HEALTHPL	AC0100034134	1/26/2012	13,210.14	A0000007551
627-853.250-716.000	HEALTH INSL MCLAREN	FEB 2012	2/9/2012	54,564.39	A0000007923
627-853.250-716.000	3802430000 E HEALTHPL	AC0100034840	3/1/2012	5,128.25	A0000008113
627-853.250-716.000	3802430001 F HEALTHPL	AC0100034841	3/1/2012	61,413.64	A0000008113
627-853.250-716.000	3802430002 F HEALTHPL	AC0100034842	3/1/2012	42,852.71	A0000008113
627-853.250-716.000	3802430004 F HEALTHPL	AC0100034844	3/1/2012	7,447.03	A0000008113
627-853.250-716.000	3802430005 A HEALTHPL	AC0100034845	3/1/2012	153,050.93	A0000008113
627-853.250-716.000	3802430010 A HEALTHPL	AC0100034850	3/1/2012	13,551.70	A0000008113
627-853.250-716.000	3802430011 C HEALTHPL	AC0100034851	3/1/2012	13,633.42	A0000008113
627-853.250-716.000	HEALTH INSL MCLAREN	MARCH 2012	3/15/2012	55,923.26	A0000008364
627-853.250-716.000	3802430001 F HEALTHPL	AC0100035543	3/29/2012	62,113.59	A0000008549
627-853.250-716.000	3802430002 F HEALTHPL	AC0100035544	3/29/2012	48,112.45	A0000008549
627-853.250-716.000	3802430004 F HEALTHPL	AC0100035546	3/29/2012	18,806.16	A0000008549
627-853.250-716.000	3802430005 A HEALTHPL	AC0100035547	3/29/2012	155,384.22	A0000008549
627-853.250-716.000	3802430008 F HEALTHPL	AC0100035550	3/29/2012	8,328.93	A0000008549
627-853.250-716.000	3802430010 A HEALTHPL	AC0100035552	3/29/2012	15,089.26	A0000008549
627-853.250-716.000	3802430011 C HEALTHPL	AC0100035553	3/29/2012	11,426.95	A0000008549
627-853.250-716.000	HEALTH INSL MCLAREN	APRIL 2012	4/5/2012	53,667.84	A0000008677
627-853.250-716.000	HEALTH INSL MCLAREN	MAY 2012	5/3/2012	54,795.55	A0000009058
627-853.250-716.000	3802430001 F HEALTHPL	AC0100036253	5/17/2012	62,113.59	A0000009237
627-853.250-716.000	3802430002 F HEALTHPL	AC0100036254	5/17/2012	48,112.45	A0000009237
627-853.250-716.000	3802430004 F HEALTHPL	AC0100036256	5/17/2012	18,806.16	A0000009237
627-853.250-716.000	3802430005 A HEALTHPL	AC0100036257	5/17/2012	158,616.37	A0000009237
627-853.250-716.000	3802430008 F HEALTHPL	AC0100036260	5/17/2012	8,328.93	A0000009237
627-853.250-716.000	3802430010 A HEALTHPL	AC0100036262	5/17/2012	15,089.26	A0000009237
627-853.250-716.000	3802430011 C HEALTHPL	AC0100036263	5/17/2012	17,119.19	A0000009237
627-853.250-716.000	3802430011 C HEALTHPL	AC0100036263	5/17/2012	1,341.86	A0000009237
627-853.250-716.000	3802430001 F HEALTHPL	AC0100036953	5/24/2012	57,885.75	A0000009337

627-853.250-716.000	3802430002 F HEALTHPL	AC0100036954	5/24/2012	43,052.51	A0000009337
627-853.250-716.000	3802430004 F HEALTHPL	AC0100036956	5/24/2012	12,336.94	A0000009337
627-853.250-716.000	3802430005 F HEALTHPL	AC0100036957	5/24/2012	158,616.37	A0000009337
627-853.250-716.000	3802430008 F HEALTHPL	AC0100036960	5/24/2012	8,328.93	A0000009337
627-853.250-716.000	3802430010 F HEALTHPL	AC0100036962	5/24/2012	15,089.26	A0000009337
627-853.250-716.000	3802430011 C HEALTHPL	AC0100036963	5/24/2012	13,611.19	A0000009337
627-853.250-716.000	HEALTH INSL MCLAREN	JUNE 2012	5/24/2012	20,872.27	A0000009347
627-853.250-716.000	Hosp Insuranc MCLAREN	JUNE 2012	5/24/2012	33,923.28	A0000009347

Total for Dept 853.250 Fringe Benefit - Hospital 2,307,279.57

Dept 853.280 Fringe Benefit - Optical Insurance

627-853.280-718.000	VISION	MUTUAL E	FEBRUARY CLAI	3/15/2012	5,037.77	A0000008289
627-853.280-718.000	VISION	MUTUAL E	MARCH CLAIMS	4/12/2012	5,646.10	A0000008807

Total for Dept 853.280 Fringe Benefit - Optical I 10,683.87

Dept 853.300 Fringe Benefit - Life Insurance

627-853.300-717.000	LIFE INSURA	STANDARD RT	LIFE IN: DECEMBER 2011	12/8/2011	7,677.80	00000167669
627-853.300-717.000	LIFE INSURA	STANDARD RT	LIFE IN: JANUARY 2012	1/12/2012	7,070.70	00000167927
627-853.300-717.000	LIFE INSURA	STANDARD	00 645126 0001	2/9/2012	7,044.44	A0000007779
627-853.300-717.000	LIFE INSURA	STANDARD RT	LIFE IN: MARCH 2012	3/1/2012	7,038.72	A0000008096
627-853.300-717.000	LIFE INSURA	STANDARD RT	LIFE IN: APRIL 2012	4/5/2012	7,015.06	A0000008640
627-853.300-717.000	LIFE INSURA	STANDARD RT	LIFE IN: MAY 2012	4/26/2012	6,977.36	A0000008930

Total for Dept 853.300 Fringe Benefit - Life Insu 42,824.08

Dept 853.310 Fringe Benefit - Paid Up Life Insurance

627-853.310-717.600	Life Ins-Exemj	WILLARD C FI	LIFE INSURANCE	2/16/2012	30,000.00	00000168334
---------------------	----------------	--------------	----------------	-----------	-----------	-------------

Total for Dept 853.310 Fringe Benefit - Paid Up 30,000.00

Total for Fund 627 Fringe Benefit Fund: 5,035,892.23

Fund 636 Information Services Fund

Dept 000.000 Undesignated-Balance Sheet Activity

636-000.000-159.000	EQUALLOGIC DELL FINAI	75737139	5/31/2012	5,085.01	00000169133
636-000.000-159.000	2 EQUALLOG DELL FINAI	75737139	5/31/2012	10,536.40	00000169133
636-000.000-159.000	POWERSVAUL DELL FINAI	75737139	5/31/2012	5,642.56	00000169133
636-000.000-159.000	PE R710, PE I DELL FINAI	75737139	5/31/2012	5,088.51	00000169133
636-000.000-159.000	2 PE R710, PI DELL FINAI	75737139	5/31/2012	8,172.85	00000169133
636-000.000-159.000	4220 42U RAC DELL FINAI	75737139	5/31/2012	391.65	00000169133
636-000.000-159.000	VIRTUALIZAT DELL FINAI	75737139	5/31/2012	534.38	00000169133
636-000.000-159.000	IMPLEMENTA DELL FINAI	75737139	5/31/2012	5,132.54	00000169133
636-000.000-159.000	OPTIPLEX 39 DELL FINAI	75737139	5/31/2012	42,328.65	00000169133
636-000.000-159.000	KACE APPLIA DELL FINAI	75737139	5/31/2012	5,656.98	00000169133

Total for Dept 000.000 Undesignated-Balance \$ 88,569.53

Dept 228.100 Information Services

636-228.100-729.000	Postage MAIL ROOM	11110261	12/8/2011	2.57	A0000006855
636-228.100-729.000	Postage MAIL ROOM	12110261	1/12/2012	6.78	A0000007291
636-228.100-729.000	Postage MAIL ROOM	01120261	2/9/2012	1.01	A0000007748
636-228.100-729.000	Postage MAIL ROOM	03120261	4/12/2012	0.54	A0000008718
636-228.100-801.000	GIS HEALTH GEOGRAP	5100	12/22/2011	6,000.00	A0000007039
636-228.100-801.000	COORDINAT EPIC TECH	3277	4/26/2012	15,000.00	A0000008967
636-228.100-814.600	GOOGLE APP ONIX NETV	11932	12/8/2011	19,380.00	A0000006901
636-228.100-814.600	GOOGLE ME ONIX NETV	11932	12/8/2011	14,025.00	A0000006901
636-228.100-823.000	Copying Servi XEROX CC	800584922	12/1/2011	183.30	A0000006744
636-228.100-823.000	Copying Servi XEROX CC	800586693	1/12/2012	183.30	A0000007283
636-228.100-823.000	Copying Servi XEROX CC	800588479	2/2/2012	246.02	A0000007629
636-228.100-823.000	Copying Servi XEROX CC	800590237	3/8/2012	183.30	A0000008181
636-228.100-823.000	Copying Servi XEROX CC	800591987	3/29/2012	183.30	A0000008508
636-228.100-823.000	Copying Servi XEROX CC	800593730	5/3/2012	240.32	A0000009003
636-228.100-850.000	Communicatic AT & T AT	810R01039412	12/15/2011	13,607.03	00000167758
636-228.100-850.000	Communicatic NEXTEL C(AT	879853513-116	12/15/2011	539.33	00000167740
636-228.100-850.000	Communicatic AT & T AT	810R01039401	1/19/2012	13,607.03	00000168036
636-228.100-850.000	Communicatic AT & T AT	810766700012	1/19/2012	6,273.39	00000168036
636-228.100-850.000	Communicatic NEXTEL C(AT	879853513-117	1/26/2012	1,118.26	00000168093
636-228.100-850.000	Communicatic NEXTEL C(AT	879853513-118	1/26/2012	552.15	00000168093
636-228.100-850.000	Communicatic NEXTEL C(AT	879853513-118	1/26/2012	279.60	00000168093
636-228.100-850.000	Communicatic AT & T AT	810766700001	2/2/2012	6,357.55	00000168150
636-228.100-850.000	Communicatic AT & T SB:AT	8102303151595	2/2/2012	1,259.89	00000168152

636-228.100-850.000	Communicatic AT & T SB:AT	8102303151595	2/2/2012	1,259.82	00000168152
636-228.100-850.000	Communicatic AT & T AT	810R01039402	2/16/2012	13,607.03	00000168312
636-228.100-850.000	Communicatic AT & T SB:AT	8102303151595	2/16/2012	1,506.99	00000168313
636-228.100-850.000	Communicatic AT & T AT	810766700002	2/23/2012	6,900.32	00000168386
636-228.100-850.000	Communicatic NEXTEL C(AT	879853513-119	3/8/2012	208.02	00000168480
636-228.100-850.000	Communicatic AT & T AT	810R01039403	3/15/2012	13,607.03	00000168522
636-228.100-850.000	Communicatic AT & T SB:AT	8102303151595	3/22/2012	1,525.23	00000168606
636-228.100-850.000	Communicatic AT & T AT	810766700003	3/29/2012	6,671.11	00000168631
636-228.100-850.000	Communicatic NEXTEL C(AT	879853513-120	4/5/2012	513.20	00000168741
636-228.100-850.000	Communicatic NEXTEL C(AT	879853513-120	4/5/2012	429.40	00000168741
636-228.100-850.000	Communicatic AT & T AT	810R01039404	4/12/2012	18,196.94	00000168837
636-228.100-850.000	Communicatic AT & T SB:AT	8102303151595	4/26/2012	1,525.20	00000168911
636-228.100-850.000	Communicatic AT & T AT	810766700004	4/26/2012	7,769.81	00000168909
636-228.100-850.000	Communicatic AT & T AT	810R01039405	5/17/2012	13,778.19	00000169040
636-228.100-850.000	Communicatic AT & T AT	810766700005	5/17/2012	76.71	00000169040
636-228.100-850.000	Communicatic AT & T AT	810766700005	5/17/2012	6,723.77	00000169040
636-228.100-850.000	Communicatic AT & T AT	810766700005	5/17/2012	153.41	00000169040
636-228.100-850.000	Communicatic NEXTEL C(AT	879853513-121	5/17/2012	374.01	00000169030
636-228.100-850.000	Communicatic NEXTEL C(AT	879853513-122	5/17/2012	323.90	00000169030
636-228.100-850.000	Communicatic AT & T SB:AT	8102303151595	5/17/2012	1,525.20	00000169041
636-228.100-850.000	Communicatic AT & T AT	7246927735	5/17/2012	8,530.46	00000169042
636-228.100-850.000	Communicatic AT & T AT	7246522411	5/17/2012	15,147.05	00000169042
636-228.100-930.000	6.1 ONE YEAR INNOVATIVE SOFTWARE `859		12/1/2011	27,192.00	A0000006781
636-228.100-930.000	S8700 M SER AVAYA FIN	20287702	12/8/2011	9,133.83	A0000006854
636-228.100-930.000	S8700 M SER AVAYA FIN	20462266	12/8/2011	9,133.83	A0000006854
636-228.100-930.000	S8700 M SER AVAYA FIN	20630883	1/12/2012	9,133.83	A0000007290
636-228.100-930.000	S8700 M SER AVAYA FIN	20802201	2/9/2012	9,133.83	A0000007747
636-228.100-930.000	PBX AND AUI AVAYA INC PHONE MAIN	2731550355	2/16/2012	40,535.28	00000168305
636-228.100-930.000	S8700 M SER AVAYA FIN	20980283	3/8/2012	9,133.83	A0000008304
636-228.100-930.000	S8700 M SER AVAYA FIN	21147759	4/5/2012	9,133.83	A0000008608
636-228.100-930.000	S8700 M SER AVAYA FIN	21321937	5/10/2012	9,133.83	A0000009195

Total for Dept 228.100 Information Services: 351,246.56

Total for Fund 636 Information Services Fund: 439,816.09

Fund 661 Fleet/Central Garage Fund

Dept 000.000 Undesignated-Balance Sheet Activity

661-000.000-110.400	TIRES	GCR TIRE TIRES	536-3948	1/26/2012	5,013.00	A0000007530
661-000.000-110.400	TIRES	GCR TIRE TIRES	536-6105	2/2/2012	5,726.00	A0000007656
661-000.000-110.400	TIRES	GCR TIRE TIRES	536-6820	3/15/2012	5,914.00	A0000008325
661-000.000-110.400	STREET PAV	PAVER REP	51778	5/10/2012	6,495.05	A0000009096
661-000.000-159.000	SCREENER	GRINDER	66	5/24/2012	30,449.00	A0000009356

Total for Dept 000.000 Undesignated-Balance \$ 53,597.05

Dept 234.100 Central Stores Management

661-234.100-850.000	Communicatic	AT & T	AT	810766700012	1/19/2012	64.44	00000168036
661-234.100-850.000	Communicatic	AT & T	AT	810766700001	2/2/2012	80.47	00000168150
661-234.100-850.000	Communicatic	AT & T	AT	810766700002	2/23/2012	113.48	00000168386
661-234.100-850.000	Communicatic	NEXTEL C	AT	879853513-119	3/8/2012	23.71	00000168480
661-234.100-850.000	Communicatic	AT & T	AT	810766700003	3/29/2012	142.47	00000168631
661-234.100-850.000	Communicatic	NEXTEL C	AT	879853513-120	4/5/2012	23.71	00000168741
661-234.100-850.000	Communicatic	AT & T	AT	810766700004	4/26/2012	147.30	00000168909
661-234.100-850.000	Communicatic	AT & T	AT	810766700005	5/17/2012	153.41	00000169040
661-234.100-850.000	Communicatic	NEXTEL C	AT	879853513-121	5/17/2012	23.68	00000169030
661-234.100-850.000	Communicatic	NEXTEL C	AT	879853513-122	5/17/2012	23.68	00000169030

Total for Dept 234.100 Central Stores Managen 796.35

Dept 451.100 Fleet Management

661-451.100-751.000	Gas, Oil, Fuel	MARATHOI	10212587	12/9/2011	6,861.70	E0000000266
661-451.100-751.000	Gas, Oil, Fuel	MARATHOI	10212589	12/9/2011	6,903.71	E0000000266
661-451.100-751.000	Gas, Oil, Fuel	MARATHOI	10212591	12/9/2011	5,527.94	E0000000266
661-451.100-751.000	Gas, Oil, Fuel	MARATHOI	70064	12/14/2011	8,462.89	E0000000266
661-451.100-751.000	Gas, Oil, Fuel	MARATHOI	70284	12/22/2011	7,751.03	E0000000266
661-451.100-751.000	Gas, Oil, Fuel	MARATHOI	70281	12/25/2011	10,947.34	E0000000266
661-451.100-751.000	Gas, Oil, Fuel	MARATHOI	70361	12/29/2011	6,273.70	E0000000266
661-451.100-751.000	Gas, Oil, Fuel	MARATHOI	70444	1/4/2012	6,067.07	E0000000267
661-451.100-751.000	Gas, Oil, Fuel	MARATHOI	70543	1/11/2013	5,329.43	E0000000267
661-451.100-751.000	Gas, Oil, Fuel	MARATHOI	70558	1/13/2012	6,887.90	E0000000267
661-451.100-751.000	Gas, Oil, Fuel	MARATHOI	70629	1/18/2012	5,192.33	E0000000267
661-451.100-751.000	Gas, Oil, Fuel	MARATHOI	70630	1/18/2012	6,248.30	E0000000267

661-451.100-751.000	Gas, Oil, Fuel MARATHOI	70632	1/20/2012	5,975.58	E0000000267
661-451.100-751.000	Gas, Oil, Fuel MARATHOI	70718	1/26/2012	5,460.05	E0000000267
661-451.100-751.000	Gas, Oil, Fuel MARATHOI	70721	1/26/2012	7,400.90	E0000000267
661-451.100-751.000	Gas, Oil, Fuel MARATHOI	70788	2/3/2012	5,681.79	E0000000267
661-451.100-751.000	Gas, Oil, Fuel MARATHOI	70790	2/3/2012	6,734.38	E0000000267
661-451.100-751.000	Gas, Oil, Fuel MARATHOI	70875	2/8/2012	5,264.46	E0000000268
661-451.100-751.000	Gas, Oil, Fuel MARATHOI	70873	2/16/2012	5,805.09	E0000000268
661-451.100-751.000	Gas, Oil, Fuel MARATHOI	70964	2/16/2012	6,427.29	E0000000268
661-451.100-751.000	Gas, Oil, Fuel MARATHOI	71062	2/22/2012	9,666.53	E0000000268
661-451.100-751.000	Gas, Oil, Fuel MARATHOI	71064	2/22/2012	7,676.55	E0000000268
661-451.100-751.000	Gas, Oil, Fuel MARATHOI	71139	3/2/2012	5,767.72	E0000000269
661-451.100-751.000	Gas, Oil, Fuel MARATHOI	71142	3/2/2012	7,075.99	E0000000269
661-451.100-751.000	Gas, Oil, Fuel MARATHOI	71225	3/7/2012	7,270.66	E0000000269
661-451.100-751.000	Gas, Oil, Fuel MARATHOI	71380	3/14/2012	7,331.05	E0000000270
661-451.100-751.000	Gas, Oil, Fuel MARATHOI	71386	3/15/2012	5,979.51	E0000000270
661-451.100-751.000	Gas, Oil, Fuel MARATHOI	71473	3/21/2012	8,367.41	E0000000270
661-451.100-751.000	Gas, Oil, Fuel MARATHOI	71474	3/21/2012	6,406.30	E0000000270
661-451.100-751.000	Gas, Oil, Fuel MARATHOI	71476	3/21/2012	5,213.57	E0000000270
661-451.100-751.000	Gas, Oil, Fuel MARATHOI	63437	3/28/2012	5,341.32	E0000000270
661-451.100-751.000	Gas, Oil, Fuel MARATHOI	71574	3/28/2012	7,385.43	E0000000270
661-451.100-751.000	Gas, Oil, Fuel MARATHOI	63466	4/4/2012	7,522.59	E0000000271
661-451.100-751.000	Gas, Oil, Fuel MARATHOI	71571	4/5/2012	10,787.29	E0000000271
661-451.100-751.000	Gas, Oil, Fuel MARATHOI	71723	4/11/2012	5,526.62	E0000000272
661-451.100-751.000	Gas, Oil, Fuel MARATHOI	71721	4/12/2012	7,585.69	E0000000272
661-451.100-751.000	Gas, Oil, Fuel MARATHOI	71915	4/18/2012	5,031.58	E0000000273
661-451.100-751.000	Gas, Oil, Fuel MARATHOI	71922	4/18/2012	6,748.03	E0000000273
661-451.100-751.000	Gas, Oil, Fuel MARATHOI	71993	4/26/2012	7,782.70	E0000000274
661-451.100-751.000	Gas, Oil, Fuel MARATHOI	71996	4/26/2012	6,959.70	E0000000274
661-451.100-751.000	Gas, Oil, Fuel MARATHOI	72074	5/2/2012	6,156.41	E0000000275
661-451.100-751.000	Gas, Oil, Fuel MARATHOI	72077	5/3/2012	8,430.13	E0000000275
661-451.100-751.000	Gas, Oil, Fuel MARATHOI	72078	5/3/2012	5,108.66	E0000000275
661-451.100-751.000	Gas, Oil, Fuel MARATHOI	72180	5/10/2012	6,587.39	E0000000275
661-451.100-751.000	Gas, Oil, Fuel MARATHOI	72256	5/17/2012	5,581.87	E0000000276
661-451.100-751.000	Gas, Oil, Fuel MARATHOI	72259	5/17/2012	7,364.85	E0000000276
661-451.100-751.000	Gas, Oil, Fuel MARATHOI	72345	5/23/2012	7,095.91	E0000000277
661-451.100-751.000	Gas, Oil, Fuel MARATHOI	72257	5/24/2012	5,455.61	E0000000277
661-451.100-751.000	Gas, Oil, Fuel MARATHOI	72343	5/24/2012	7,381.95	E0000000277

661-451.100-751.000	Gas, Oil, Fuel MARATHOI	72449	5/31/2012	7,258.82	E0000000278
661-451.100-751.000	Gas, Oil, Fuel MARATHOI	72446	6/1/2012	9,553.84	E0000000278
661-451.100-751.000	Gas, Oil, Fuel MARATHOI	72543	6/7/2012	7,386.08	E0000000278
661-451.100-751.000	Gas, Oil, Fuel MARATHOI	72540	6/8/2012	5,106.97	E0000000278
661-451.100-751.000	Gas, Oil, Fuel MARATHOI	72642	6/14/2012	6,125.27	E0000000279
661-451.100-751.000	Gas, Oil, Fuel MARATHOI	72644	6/14/2012	5,467.86	E0000000279
661-451.100-814.600	MAINTENANCE ASSET TWO FLEET FOCUS M11393-001		4/19/2012	13,844.00	A0000008844
661-451.100-823.000	Copying Service XEROX CC	800584922	12/1/2011	56.80	A0000006744
661-451.100-823.000	Copying Service XEROX CC	800586693	1/12/2012	56.81	A0000007283
661-451.100-823.000	Copying Service XEROX CC	800588479	2/2/2012	56.80	A0000007629
661-451.100-823.000	Copying Service XEROX CC	800590237	3/8/2012	56.81	A0000008181
661-451.100-823.000	Copying Service XEROX CC	800591987	3/29/2012	56.81	A0000008508
661-451.100-823.000	Copying Service XEROX CC	800593730	5/3/2012	56.80	A0000009003
661-451.100-850.000	Communications NEXTEL C(AT	879853513-116	12/15/2011	73.89	00000167740
661-451.100-850.000	Communications AT & T AT	810766700012	1/19/2012	64.44	00000168036
661-451.100-850.000	Communications NEXTEL C(AT	879853513-117	1/26/2012	70.43	00000168093
661-451.100-850.000	Communications NEXTEL C(AT	879853513-118	1/26/2012	70.71	00000168093
661-451.100-850.000	Communications AT & T AT	810766700001	2/2/2012	80.47	00000168150
661-451.100-850.000	Communications AT & T AT	810766700002	2/23/2012	113.48	00000168386
661-451.100-850.000	Communications NEXTEL C(AT	879853513-119	3/8/2012	73.57	00000168480
661-451.100-850.000	Communications AT & T AT	810766700003	3/29/2012	142.47	00000168631
661-451.100-850.000	Communications NEXTEL C(AT	879853513-120	4/5/2012	72.28	00000168741
661-451.100-850.000	Communications AT & T AT	810766700004	4/26/2012	147.30	00000168909
661-451.100-850.000	Communications AT & T AT	810766700005	5/17/2012	153.41	00000169040
661-451.100-850.000	Communications NEXTEL C(AT	879853513-121	5/17/2012	23.54	00000169030
661-451.100-850.000	Communications NEXTEL C(AT	879853513-121	5/17/2012	48.51	00000169030
661-451.100-850.000	Communications NEXTEL C(AT	879853513-122	5/17/2012	70.62	00000169030
661-451.100-930.000	Repairs And Maintenance CONSTRUCTION 12-000141V15648		3/29/2012	5,564.47	A0000008493

Total for Dept 451.100 Fleet Management: 393,645.16

Total for Fund 661 Fleet/Central Garage Fund: 448,038.56

Fund 677 Self Insurance Fund

Dept 174.100 Risk And Benefit Management

677-174.100-729.000	Postage MAIL ROOM	11110261	12/8/2011	41.09	A0000006855
---------------------	-------------------	----------	-----------	-------	-------------

677-174.100-729.000	Postage	MAIL ROOM	12110261	1/12/2012	20.33	A0000007291
677-174.100-729.000	Postage	MAIL ROOM	01120261	2/9/2012	8.57	A0000007748
677-174.100-729.000	Postage	MAIL ROOM	02120261	3/22/2012	842.84	A0000008430
677-174.100-729.000	Postage	MAIL ROOM	03120261	4/12/2012	7.07	A0000008718
677-174.100-729.000	Postage	MAIL ROOM	04120261	5/10/2012	3.98	A0000009125
677-174.100-801.000	Professional S	GABRIEL R	116486	3/15/2012	8,000.00	A0000008280
677-174.100-823.000	Copying Servi	XEROX CC	800584922	12/1/2011	74.35	A0000006744
677-174.100-823.000	Copying Servi	XEROX CC	800586693	1/12/2012	74.35	A0000007283
677-174.100-823.000	Copying Servi	XEROX CC	800588479	2/2/2012	74.35	A0000007629
677-174.100-823.000	Copying Servi	XEROX CC	800590237	3/8/2012	74.35	A0000008181
677-174.100-823.000	Copying Servi	XEROX CC	800591987	3/29/2012	74.35	A0000008508
677-174.100-823.000	Copying Servi	XEROX CC	800593730	5/3/2012	74.35	A0000009003
677-174.100-850.000	Communicatic	NEXTEL C(AT	879853513-116	12/15/2011	110.05	00000167740
677-174.100-850.000	Communicatic	AT & T AT	810766700012	1/19/2012	80.55	00000168036
677-174.100-850.000	Communicatic	NEXTEL C(AT	879853513-117	1/26/2012	110.05	00000168093
677-174.100-850.000	Communicatic	NEXTEL C(AT	879853513-118	1/26/2012	110.57	00000168093
677-174.100-850.000	Communicatic	AT & T AT	810766700001	2/2/2012	100.58	00000168150
677-174.100-850.000	Communicatic	AT & T SB:AT	8102303151595	2/2/2012	26.67	00000168152
677-174.100-850.000	Communicatic	AT & T SB:AT	8102303151595	2/2/2012	24.97	00000168152
677-174.100-850.000	Communicatic	AT & T SB:AT	8102303151595	2/16/2012	26.27	00000168313
677-174.100-850.000	Communicatic	AT & T AT	810766700002	2/23/2012	141.85	00000168386
677-174.100-850.000	Communicatic	NEXTEL C(AT	879853513-119	3/8/2012	110.57	00000168480
677-174.100-850.000	Communicatic	AT & T SB:AT	8102303151595	3/22/2012	26.82	00000168606
677-174.100-850.000	Communicatic	AT & T AT	810766700003	3/29/2012	178.09	00000168631
677-174.100-850.000	Communicatic	NEXTEL C(AT	879853513-120	4/5/2012	110.57	00000168741
677-174.100-850.000	Communicatic	AT & T SB:AT	8102303151595	4/26/2012	48.33	00000168911
677-174.100-850.000	Communicatic	AT & T AT	810766700004	4/26/2012	184.12	00000168909
677-174.100-850.000	Communicatic	AT & T AT	810766700005	5/17/2012	191.77	00000169040
677-174.100-850.000	Communicatic	NEXTEL C(AT	879853513-121	5/17/2012	160.46	00000169030
677-174.100-850.000	Communicatic	NEXTEL C(AT	879853513-122	5/17/2012	110.47	00000169030
677-174.100-850.000	Communicatic	AT & T SB:AT	8102303151595	5/17/2012	46.93	00000169041

Total for Dept 174.100 Risk And Benefit Manag 11,269.67

Dept 174.201 Risk And Benefit-Damage Claims

677-174.201-956.400	Misc Claims	MARY CAT RM	DMG CLAIM 2301	2/23/2012	7,345.00	00000168392
---------------------	-------------	-------------	----------------	-----------	----------	-------------

Total for Dept 174.201 Risk And Benefit-Damac

7,345.00

Dept 266.200 Law Office-Suits/Settlements

677-266.200-801.000	Professional S RESOURCI	726180	4/26/2012	5,000.00	A0000008954
677-266.200-801.500	LEGAL SERV HARVEY KI	347886	12/22/2011	5,468.34	A0000007135
677-266.200-801.500	Legal Service: HOLLAND	2729725	1/5/2012	23,388.28	A0000007247
677-266.200-801.500	Legal Service: HOLLAND	2740885	2/2/2012	11,455.96	A0000007697
677-266.200-801.500	Legal Service: MILLER, C/	1138530	2/23/2012	10,165.95	A0000008009
677-266.200-801.500	Legal Service: HOLLAND	2750004	3/8/2012	7,286.27	A0000008253
677-266.200-801.500	Legal Service: WILLIAMS	27967	3/15/2012	23,046.90	A0000008340
677-266.200-801.500	Legal Service: MILLER, C/	1153270	4/5/2012	8,488.00	A0000008666
677-266.200-801.500	LEGAL SERV WARNER M	1815807	4/19/2012	5,401.64	A0000008814
677-266.200-801.500	Legal Service: WILLIAMS	28084	4/19/2012	15,352.40	A0000008836
677-266.200-801.500	Legal Service: GIARMARC	83547-001A	4/19/2012	12,273.85	A0000008850
677-266.200-956.300	Litigations & S YOLANDA I	09-92440-NI	12/1/2011	13,500.00	00000167657
677-266.200-956.300	Litigations & S ELECTRON	11-96389-CZ	12/1/2011	125,000.00	00000167658
677-266.200-956.300	Litigations & S AMANDA CLO	05-82800-NI	12/22/2011	30,000.00	00000167810
677-266.200-956.300	Litigations & S AMANDA CLO	05-82800-NI	1/19/2012	50,000.00	00000168049
677-266.200-956.300	Litigations & S AMANDA CLO	05-82800-NI	2/17/2012	50,000.00	00000168411
677-266.200-956.300	Litigations & S AMANDA CLO	05-82800-NI	3/22/2012	41,402.83	00000168619
677-266.200-956.300	Litigations & S ELECTRON LO	11-96389-CZ	1/5/2012	8,913.51	00000167904
677-266.200-956.300	Litigations & S AMERICAN	COURT ORDER	1/26/2012	6,111.00	A0000007584
677-266.200-956.300	Litigations & S ELECTRON LO	11-96389-CZ	1/26/2012	9,035.70	00000168128
677-266.200-956.300	Litigations & S DELORES I	SETTLEMENT	2/2/2012	35,000.00	00000168171
677-266.200-956.300	Litigations & S ELECTRON LO	11-96389-CZ	2/16/2012	8,996.79	00000168339
677-266.200-956.300	Litigations & S ELECTRON LO	11-96389-CZ	3/15/2012	9,005.16	00000168539
677-266.200-956.300	Litigations & S ELECTRON LO	11-96389-CZ	4/19/2012	8,979.06	00000168893
677-266.200-956.300	Litigations & S JULIE A GA	SETTLEMENT	2/9/2012	12,000.00	00000168271
677-266.200-956.300	Litigations & S DAVID MCf	SETTLEMENT	3/1/2012	5,000.00	00000168448
677-266.200-956.300	Litigations & S RICHARD I LO	2012EM024.1	3/1/2012	47,500.00	00000168449
677-266.200-956.300	Litigations & S GREGORY LO	2012EM024.1	3/1/2012	22,500.00	00000168450
677-266.200-956.300	Litigations & S CHRISTEN LO	2012EM114	3/1/2012	25,000.00	00000168451
677-266.200-956.300	Litigations & S MICHAEL T LO	SETTLEMENT	3/8/2012	100,000.00	00000168508
677-266.200-956.300	Litigations & S F L GIBSOI	SETTLEMENT	3/8/2012	100,000.00	A0000008267
677-266.200-956.300	Litigations & S JAMES CR.	SETTLEMENT	3/22/2012	9,000.00	00000168620
677-266.200-956.300	Litigations & S DEAN T YE	CSB 060112	5/31/2012	500,000.00	00000169174
677-266.200-956.300	Litigations & S ELECTRON	11-96389-CZ	5/17/2012	8,974.62	A0000009281

Total for Dept 266.200 Law Office-Suits/Settlerr 1,353,246.26

Total for Fund 677 Self Insurance Fund: 1,371,860.93

Fund 701 General Agency Fund

Dept 000.000 Undesignated-Balance Sheet Activity

701-000.000-389.000	Reserve For F LARRY NEI	FWA #11-0079	12/8/2011	7,873.00	00000167679
701-000.000-389.000	Reserve For F MICHAEL F	FWA #10-0041	1/5/2012	7,860.00	00000167895
701-000.000-389.000	Reserve For F WILL EUBA	FWA #11-0025	1/12/2012	7,312.00	00000167962
701-000.000-389.000	Reserve For F BURNASH	FWA #11-0061	2/2/2012	6,400.00	00000168158
701-000.000-389.000	Reserve For F DAVID BUF	FWA #11-0084	2/2/2012	5,373.00	00000168159
701-000.000-389.000	Reserve For F SHIRLEY P	FWA #11-0063	2/9/2012	7,323.00	00000168253
701-000.000-389.000	Reserve For F BERDIE JO	FWA #09-0056	2/16/2012	7,860.00	00000168317
701-000.000-389.000	Reserve For F DOUGLAS	FWA #10-0001	3/1/2012	7,860.00	00000168418
701-000.000-389.000	Reserve For F ROBERT H	FWA #12-0002	3/8/2012	7,323.00	00000168491
701-000.000-389.000	Reserve For F MARY TYLI	FWA #11-0046	3/8/2012	7,131.00	00000168492
701-000.000-389.000	Reserve For F TAWANNA	FWA #11-0014	3/8/2012	7,812.00	00000168495
701-000.000-389.000	Reserve For F DAVID A G	FWA #11-0075	3/22/2012	6,250.00	00000168608
701-000.000-389.000	Reserve For F EARL AND	FWA #12-0005	4/5/2012	7,873.00	00000168755
701-000.000-389.000	Reserve For F DAVID PET	FWA #11-0008	4/5/2012	7,812.00	00000168756
701-000.000-389.000	Reserve For F LESLIE PEI	FWA #08-0011	4/12/2012	7,443.00	A0000008764
701-000.000-389.000	Reserve For F CLAYTON I	FWA #12-0012	5/3/2012	7,873.00	00000168930
701-000.000-389.000	Reserve For F LAELONNI	FWA #11-0091	5/31/2012	7,873.00	00000169135

Total for Dept 000.000 Undesignated-Balance \$ 125,251.00

Total for Fund 701 General Agency Fund: 125,251.00

Fund 702 Tax Collection Fund - Prior Years

Dept 001.000 Delinq Fsd Property Tax Levy

702-001.000-274.500	Enforce undisi FLINT BOA	FY12 PROP TAX	2/2/2012	92,536.99	A0000007610
---------------------	--------------------------	---------------	----------	-----------	-------------

Total for Dept 001.000 Delinq Fsd Property Tax 92,536.99

Dept 001.001 Delinquent County Property Tax Levy				
702-001.001-274.500	Enforce undisl GENESEE AT	FY12 PROP TAX	2/2/2012	88,599.88 00000168143

	Total for Dept 001.001 Delinquent County Property			88,599.88
Dept 001.002 Delinquent Mott Property Tax Levy				
702-001.002-274.500	Enforce undisl C S MOTT	FY12 PROP TAX	2/2/2012	30,135.33 A0000007602

	Total for Dept 001.002 Delinquent Mott Property			30,135.33
Dept 001.003 Delinquent Dda Property Tax Levy				
702-001.003-274.500	Enforce undisl DOWNTON	FY12 PROP TAX	2/2/2012	5,276.79 A0000007606

	Total for Dept 001.003 Delinquent Dda Property			5,276.79
Dept 001.005 Delinquent Carman Property Tax Levy				
702-001.005-274.500	Enforce undisl CARMAN S	FY12 PROP TAX	2/2/2012	5,006.98 A0000007603

	Total for Dept 001.005 Delinquent Carman Property			5,006.98
Dept 001.006 Delinquent Gisd Property Tax Levy				
702-001.006-274.500	Enforce undisl GENESEE	FY12 PROP TAX	2/2/2012	39,252.37 A0000007613

	Total for Dept 001.006 Delinquent Gisd Property			39,252.37
Dept 004.001 Delinquent Airport Property Tax Levy				
702-004.001-274.500	Enforce undisl BISHOP IN	FY12 PROP TAX	2/2/2012	6,584.70 A0000007601

	Total for Dept 004.001 Delinquent Airport Property			6,584.70
Dept 004.006 Delinquent Mta Property Tax Levy				
702-004.006-274.500	Enforce undisl MASS TRA	FY12 PROP TAX	2/2/2012	17,525.51 A0000007616

	Total for Dept 004.006 Delinquent Mta Property			17,525.51
Dept 011.000 Delinquent SET Property Tax Levy				
702-011.000-274.500	Enforce undisl GENESEE AT	FY12 PROP TAX	2/2/2012	56,534.83 00000168140

Total for Dept 011.000 Delinquent SET Property 56,534.83

Dept 021.000 Delinquent Library Tax Levy

702-021.000-274.500 Enforce undisi FLINT PUB FY12 PROP TAX 2/2/2012 32,208.10 A0000007633

Total for Dept 021.000 Delinquent Library Tax L 32,208.10

Total for Fund 702 Tax Collection Fund - Prior \ 373,661.48

Fund 703 Current Tax Collection Fund

Dept 000.000 Undesignated-Balance Sheet Activity

703-000.000-202.900	A/P - Treas R P P G INDL TO	47-31-452-040	2/16/2012	47,853.90	00000168341
703-000.000-202.900	A/P - Treas R VINCENT L TO	40-12-326-009	3/15/2012	8,056.04	00000168541
703-000.000-202.900	A/P - Treas R KASLE STE TO	47-31-452-036	3/15/2012	76,586.52	00000168545

Total for Dept 000.000 Undesignated-Balance \$ 132,496.46

Dept 001.100 2010 Fsd Property Tax Levy

703-001.100-274.000	Undistributed FLINT BOA	FY12 PROP TAX	12/1/2011	328,059.60	A0000006719
703-001.100-274.000	Undistributed FLINT BOA	FY12 PROP TAX	12/15/2011	95,424.72	A0000006935
703-001.100-274.000	Undistributed FLINT BOA	FY12 PROP TAX	12/29/2011	69,477.24	A0000007086
703-001.100-274.000	Undistributed FLINT BOA	FY12 PROP TAX	1/12/2012	109,054.72	A0000007262
703-001.100-274.000	Undistributed FLINT BOA	FY12 PROP TAX	2/2/2012	108,507.86	A0000007610
703-001.100-274.000	Undistributed FLINT BOA	FY12 PROP TAX	2/16/2012	107,861.38	A0000007833
703-001.100-274.000	Undistributed FLINT BOA	FY12 PROP TAX	2/23/2012	419,403.16	A0000007956
703-001.100-274.000	Undistributed FLINT BOA	FY12 PROP TAX	3/15/2012	672,463.01	A0000008278
703-001.100-274.000	Undistributed FLINT BOA	FY12 PROP TAX	5/10/2012	219,582.34	A0000009106

Total for Dept 001.100 2010 Fsd Property Tax L 2,129,834.03

Dept 001.101 2010 County prop tax levy

703-001.101-274.000	Undistributed GENESEE AT	FY12 PROP TAX	12/1/2011	135,265.29	00000167639
703-001.101-274.000	Undistributed GENESEE AT	FY12 PROP TAX	12/15/2011	33,218.12	00000167746
703-001.101-274.000	Undistributed GENESEE AT	FY12 PROP TAX	12/29/2011	142,280.15	00000167862
703-001.101-274.000	Undistributed GENESEE AT	FY12 PROP TAX	1/12/2012	551,825.11	00000167922

703-001.101-274.000	Undistributed : GENESEE AT	FY12 PROP TAX	2/2/2012	353,034.73	00000168143
703-001.101-274.000	Undistributed : GENESEE	FY12 PROP TAX	2/16/2012	263,527.38	A0000007882
703-001.101-274.000	Undistributed : GENESEE	FY12 PROP TAX	2/23/2012	1,238,906.69	A0000007992
703-001.101-274.000	Undistributed : GENESEE	FY12 PROP TAX	3/29/2012	486,686.12	A0000008529
703-001.101-274.000	Undistributed : GENESEE	FY12 PROP TAX	5/10/2012	107,058.31	A0000009142

Total for Dept 001.101 2010 County prop tax le 3,311,801.90

Dept 001.102 2010 Mott Property Tax Levy

703-001.102-274.000	Undistributed : C S MOTT	FY12 PROP TAX	12/1/2011	70,387.14	A0000006711
703-001.102-274.000	Undistributed : C S MOTT	FY12 PROP TAX	12/15/2011	17,297.35	A0000006928
703-001.102-274.000	Undistributed : C S MOTT	FY12 PROP TAX	12/29/2011	17,578.80	A0000007079
703-001.102-274.000	Undistributed : C S MOTT	FY12 PROP TAX	1/12/2012	27,973.77	A0000007257
703-001.102-274.000	Undistributed : C S MOTT	FY12 PROP TAX	2/2/2012	55,470.02	A0000007602
703-001.102-274.000	Undistributed : C S MOTT	FY12 PROP TAX	2/16/2012	26,257.55	A0000007827
703-001.102-274.000	Undistributed : C S MOTT	FY12 PROP TAX	2/23/2012	102,756.97	A0000007951
703-001.102-274.000	Undistributed : C S MOTT	FY12 PROP TAX	3/15/2012	168,454.50	A0000008271
703-001.102-274.000	Undistributed : C S MOTT	FY12 PROP TAX	5/10/2012	40,877.34	A0000009100

Total for Dept 001.102 2010 Mott Property Tax 527,053.44

Dept 001.103 2010 DDA prop tax levy

703-001.103-274.000	Undistributed : DOWNTON	FY12 PROP TAX	3/15/2012	5,019.77	A0000008275
---------------------	-------------------------	---------------	-----------	----------	-------------

Total for Dept 001.103 2010 DDA prop tax levy: 5,019.77

Dept 001.105 2010 Carman Property Tax Lev

703-001.105-274.000	Undistributed : CARMAN S	FY12 PROP TAX	12/1/2011	5,778.16	A0000006712
703-001.105-274.000	Undistributed : CARMAN S	FY12 PROP TAX	12/15/2011	5,066.16	A0000006929
703-001.105-274.000	Undistributed : CARMAN S	FY12 PROP TAX	2/2/2012	36,211.38	A0000007603
703-001.105-274.000	Undistributed : CARMAN S	FY12 PROP TAX	2/16/2012	12,620.81	A0000007828
703-001.105-274.000	Undistributed : CARMAN S	FY12 PROP TAX	3/15/2012	211,939.72	A0000008272
703-001.105-274.000	Undistributed : CARMAN S	FY12 PROP TAX	5/10/2012	15,151.51	A0000009101

Total for Dept 001.105 2010 Carman Property Tax 286,767.74

Dept 001.106 2010 Gisd Property Tax Lev

703-001.106-274.000	Undistributed : GENESEE	FY12 PROP TAX	12/1/2011	86,794.54	A0000006726
703-001.106-274.000	Undistributed : GENESEE	FY12 PROP TAX	12/15/2011	21,312.74	A0000006937
703-001.106-274.000	Undistributed : GENESEE	FY12 PROP TAX	12/29/2011	21,662.76	A0000007088
703-001.106-274.000	Undistributed : GENESEE	FY12 PROP TAX	1/12/2012	34,511.73	A0000007266
703-001.106-274.000	Undistributed : GENESEE	FY12 PROP TAX	2/2/2012	68,502.60	A0000007613
703-001.106-274.000	Undistributed : GENESEE	FY12 PROP TAX	2/16/2012	32,401.72	A0000007837
703-001.106-274.000	Undistributed : GENESEE	FY12 PROP TAX	2/23/2012	126,809.55	A0000007958
703-001.106-274.000	Undistributed : GENESEE	FY12 PROP TAX	3/15/2012	207,080.93	A0000008281
703-001.106-274.000	Undistributed : GENESEE	FY12 PROP TAX	5/10/2012	50,443.72	A0000009108

Total for Dept 001.106 2010 Gisd Property Tax 649,520.29

Dept 001.108 2010 Swartzcreek Property Tax Lev

703-001.108-274.000	Undistributed : SWARTZ C	FY12 PROP TAX	12/1/2011	28,869.18	A0000006740
703-001.108-274.000	Undistributed : SWARTZ C	FY12 PROP TAX	2/2/2012	23,072.87	A0000007625
703-001.108-274.000	Undistributed : SWARTZ C	FY12 PROP TAX	2/23/2012	20,597.59	A0000007968
703-001.108-274.000	Undistributed : SWARTZ C	FY12 PROP TAX	3/15/2012	51,500.22	A0000008295

Total for Dept 001.108 2010 Swartzcreek Propert 124,039.86

Dept 001.109 2010 Westwood prop tax levy

703-001.109-274.000	Undistributed : WESTWOC	FY12 PROP TAX	2/23/2012	67,488.33	A0000007969
---------------------	-------------------------	---------------	-----------	-----------	-------------

Total for Dept 001.109 2010 Westwood prop tax 67,488.33

Dept 004.101 2010 Airport Property Tax Levy

703-004.101-274.000	Undistributed : BISHOP IN	FY12 PROP TAX	12/29/2011	24,070.49	A0000007077
703-004.101-274.000	Undistributed : BISHOP IN	FY12 PROP TAX	1/12/2012	110,455.53	A0000007256
703-004.101-274.000	Undistributed : BISHOP IN	FY12 PROP TAX	2/2/2012	51,805.48	A0000007601
703-004.101-274.000	Undistributed : BISHOP IN	FY12 PROP TAX	2/16/2012	46,141.64	A0000007825
703-004.101-274.000	Undistributed : BISHOP IN	FY12 PROP TAX	2/23/2012	138,911.35	A0000007950
703-004.101-274.000	Undistributed : BISHOP IN	FY12 PROP TAX	3/15/2012	29,639.39	A0000008270
703-004.101-274.000	Undistributed : BISHOP IN	FY12 PROP TAX	3/22/2012	11,266.38	A0000008407
703-004.101-274.000	Undistributed : BISHOP IN	FY12 PROP TAX	5/10/2012	5,163.80	A0000009098

Total for Dept 004.101 2010 Airport Property Tax 417,454.06

Dept 004.102 2010 Flint township prop tax levy

703-004.102-274.000	Undistributed : FLINT TOV	FY11 PROP TAX	1/5/2012	239,034.23	A0000007206
---------------------	---------------------------	---------------	----------	------------	-------------

Total for Dept 004.102 2010 Flint township prop	239,034.23
---	------------

Dept 004.106 2010 Mta Property Tax Levy

703-004.106-274.000	Undistributed : MASS TRA	FY12 PROP TAX	12/1/2011	14,736.91	A0000006730
703-004.106-274.000	Undistributed : MASS TRA	FY12 PROP TAX	12/29/2011	43,417.99	A0000007093
703-004.106-274.000	Undistributed : MASS TRA	FY12 PROP TAX	1/12/2012	188,252.01	A0000007270
703-004.106-274.000	Undistributed : MASS TRA	FY12 PROP TAX	2/2/2012	101,820.98	A0000007616
703-004.106-274.000	Undistributed : MASS TRA	FY12 PROP TAX	2/16/2012	83,513.68	A0000007841
703-004.106-274.000	Undistributed : MASS TRA	FY12 PROP TAX	2/23/2012	262,766.44	A0000007960
703-004.106-274.000	Undistributed : MASS TRA	FY12 PROP TAX	3/15/2012	84,305.14	A0000008285
703-004.106-274.000	Undistributed : MASS TRA	FY12 PROP TAX	5/10/2012	17,090.72	A0000009112

Total for Dept 004.106 2010 Mta Property Tax l	795,903.87
--	------------

Dept 011.100 2010 MET Prop Tax Levy

703-011.100-274.000	Undistributed : GENESEE AT	FY12 PROP TAX	12/1/2011	142,456.29	00000167635
703-011.100-274.000	Undistributed : GENESEE AT	FY12 PROP TAX	12/15/2011	34,994.67	00000167744
703-011.100-274.000	Undistributed : GENESEE AT	FY12 PROP TAX	12/29/2011	36,584.57	00000167859
703-011.100-274.000	Undistributed : GENESEE AT	FY12 PROP TAX	1/12/2012	46,869.85	00000167919
703-011.100-274.000	Undistributed : GENESEE AT	FY12 PROP TAX	2/2/2012	68,067.34	00000168140
703-011.100-274.000	Undistributed : GENESEE	FY12 PROP TAX	2/16/2012	51,551.15	A0000007873
703-011.100-274.000	Undistributed : GENESEE	FY12 PROP TAX	2/23/2012	216,218.92	A0000007984
703-011.100-274.000	Undistributed : GENESEE	FY12 PROP TAX	3/15/2012	332,467.02	A0000008315
703-011.100-274.000	Undistributed : GENESEE	FY12 PROP TAX	5/10/2012	79,892.18	A0000009138

Total for Dept 011.100 2010 MET Prop Tax Lev	1,009,101.99
--	--------------

Dept 021.100 2010 Library prop tax levy

703-021.100-274.000	Undistributed : FLINT PUB	FY12 PROP TAX	12/1/2011	71,229.65	A0000006747
703-021.100-274.000	Undistributed : FLINT PUB	FY12 PROP TAX	12/15/2011	17,492.35	A0000006954
703-021.100-274.000	Undistributed : FLINT PUB	FY12 PROP TAX	12/29/2011	17,779.71	A0000007112
703-021.100-274.000	Undistributed : FLINT PUB	FY12 PROP TAX	1/12/2012	28,324.54	A0000007288
703-021.100-274.000	Undistributed : FLINT PUB	FY12 PROP TAX	2/2/2012	56,216.52	A0000007633
703-021.100-274.000	Undistributed : FLINT PUB	FY12 PROP TAX	2/16/2012	26,593.23	A0000007859

703-021.100-274.000	Undistributed	FLINT PUB	FY12 PROP TAX	2/23/2012	104,074.11	A0000007973
703-021.100-274.000	Undistributed	FLINT PUB	FY12 PROP TAX	3/15/2012	169,945.34	A0000008303
703-021.100-274.000	Undistributed	FLINT PUB	FY12 PROP TAX	5/10/2012	41,397.69	A0000009123

Total for Dept 021.100 2010 Library prop tax lev 533,053.14

Dept 022.100 2010 County landbank 5/50&Brownfields

703-022.100-274.000	Undistributed	GENESEE	FY12 PROP TAX	3/22/2012	126,781.92	A0000008451
703-022.100-274.000	Undistributed	GENESEE	FY12 PROP TAX	3/22/2012	26,942.37	A0000008461

Total for Dept 022.100 2010 County landbank 5 153,724.29

Dept 023.100 2010 TIFA DDA Captured tax levy

703-023.100-274.000	Undistributed	DOWNTON	FY12 PROP TAX	3/22/2012	60,150.80	A0000008412
---------------------	---------------	---------	---------------	-----------	-----------	-------------

Total for Dept 023.100 2010 TIFA DDA Capture 60,150.80

Total for Fund 703 Current Tax Collection Fund 10,442,444.20

Fund 731 Retirement System Fund

Dept 000.000 Undesignated-Balance Sheet Activity

731-000.000-232.100	P/R Deduct P:	STATE OF AT	C38-1943631 011	2/9/2012	76,115.78	00000168270
731-000.000-232.100	P/R Deduct P:	STATE OF AT	C38-1943631 021	3/15/2012	74,362.02	00000168537
731-000.000-232.100	P/R Deduct P:	STATE OF AT	C38-1943631 312	4/12/2012	78,345.39	00000168849
731-000.000-232.100	P/R Deduct P:	STATE OF AT	C38-1943631 412	5/10/2012	75,925.52	00000168998
731-000.000-232.350	Payroll Deduc:	UNITED RE	RET142003	12/1/2011	7,170.00	A0000006681
731-000.000-232.350	Payroll Deduc:	UNITED RE	RETA01003	1/3/2012	7,170.00	A0000007067
731-000.000-232.350	Payroll Deduc:	UNITED RE	RETA02003	1/30/2012	7,130.00	A0000007589
731-000.000-232.350	Payroll Deduc:	UNITED RE	RETA03003	2/29/2012	7,250.00	A0000008037
731-000.000-232.350	Payroll Deduc:	UNITED RE	RETA04003	3/31/2012	7,285.00	A0000008487
731-000.000-232.350	Payroll Deduc:	UNITED RE	RETA05003	5/1/2012	7,305.00	A0000008974
731-000.000-232.500	Payroll Deduc:	HURLEY M	RET142002	12/1/2011	109,348.12	A0000006680
731-000.000-232.500	Payroll Deduc:	HURLEY M	RETA01002	1/3/2012	109,458.10	A0000007066
731-000.000-232.500	Payroll Deduc:	HURLEY M	RETA02002	1/30/2012	105,019.15	A0000007588
731-000.000-232.500	Payroll Deduc:	HURLEY M	RETA03002	2/29/2012	104,928.26	A0000008036
731-000.000-232.500	Payroll Deduc:	FLINT POL	RETA03004	2/29/2012	5,167.84	A0000008038

731-000.000-232.500	Payroll Deduc HURLEY M	RETA04002	3/31/2012	106,604.57	A0000008486
731-000.000-232.500	Payroll Deduc FLINT POL	RETA04004	3/31/2012	5,199.54	A0000008488
731-000.000-232.500	Payroll Deduc HURLEY M	RETA05002	5/1/2012	106,137.44	A0000008973
731-000.000-232.500	Payroll Deduc FLINT POL	RETA05004	5/1/2012	5,224.10	A0000008975
731-000.000-232.550	Payroll Deduc MICHIGAN	RET142006	12/1/2011	15,276.68	E0000006688
731-000.000-232.550	Payroll Deduc MICHIGAN	RETA01006	1/3/2012	15,748.61	E0000007251
731-000.000-232.550	Payroll Deduc MICHIGAN	RETA02006	1/30/2012	16,457.38	E0000007597
731-000.000-232.550	Payroll Deduc MICHIGAN	RETA03006	2/29/2012	15,900.41	E0000008043
731-000.000-232.550	Payroll Deduc MICHIGAN	RETA04006	3/31/2012	15,622.01	E0000008586
731-000.000-232.550	Payroll Deduc MICHIGAN	RETA05006	5/1/2012	16,313.11	E0000008981

Total for Dept 000.000 Undesignated-Balance \$ 1,100,464.03

Dept 000.100 Retirement System - Administration

731-000.100-801.000	INVESTMENT WENTWOF	INVESTMEN 3RD QTR 2011 FE	12/1/2011	24,331.00	A0000006767
731-000.100-801.000	MONEY MAN. GRAY & CC	INVESTME 004932	12/8/2011	9,583.34	A0000006990
731-000.100-801.000	MONEY MAN. GRAY & CC	INVESTME 004959	1/12/2012	9,583.34	A0000007317
731-000.100-801.000	INVESTMENT JP MORGAN	INVESTMEN 20110930-3527-A	1/19/2012	19,309.80	A0000007533
731-000.100-801.000	Professional S GABRIEL R	117325	1/19/2012	6,000.00	A0000007409
731-000.100-801.000	INVESTMENT DODGE & C	INVESTMEN 15167	1/26/2012	35,377.51	A0000007537
731-000.100-801.000	MONEY MAN. FISHER IN	D36395-0001	1/26/2012	36,279.23	A0000007669
731-000.100-801.000	MONEY MAN. KEELEY AS	4TH QTR 2011	1/26/2012	28,085.95	A0000007668
731-000.100-801.000	MANAGEMENT ICON ADVI	MANAGEMENT 4TH QTR 2011	2/2/2012	59,760.35	A0000007653
731-000.100-801.000	INVESTMENT GLOBALT I	INVESTMEN 4TH QTR 2011	2/2/2012	38,162.00	A0000007763
731-000.100-801.000	MONEY MAN. LSV ASSET	4THQTR 2011	2/9/2012	25,998.00	A0000007784
731-000.100-801.000	MONEY MAN. GRAY & CC	INVESTME 004997	2/16/2012	9,583.33	A0000007884
731-000.100-801.000	INVESTMENT WELLINGT	INVESTMEN 475185	2/16/2012	61,966.92	A0000007872
731-000.100-801.000	MONEY MAN. GRAY & CC	INVESTME 005026	3/15/2012	9,583.33	A0000008329
731-000.100-801.000	INVESTMENT WENTWOF	INVESTMEN 4TH QTR 2011 FE	3/15/2012	24,426.00	A0000008322
731-000.100-801.000	INVESTMENT JP MORGAN	INVESTMEN 20111231-3527-A	4/5/2012	18,645.73	A0000008636
731-000.100-801.000	MONEY MAN. NORTHERI	01296962	4/5/2012	55,766.58	A0000008624
731-000.100-801.000	INVESTMENT DODGE & C	INVESTMEN 16271	4/26/2012	40,056.95	A0000008928
731-000.100-801.000	MONEY MAN. LSV ASSET	1ST QTR. 2012	4/26/2012	27,384.00	A0000008932
731-000.100-801.000	MONEY MAN. FISHER IN	D77509-0001	4/26/2012	41,269.43	A0000008933
731-000.100-801.000	INVESTMENT PIEDMONT	INVESTMEN INV1989	4/26/2012	5,221.61	A0000008927
731-000.100-801.000	MONEY MAN. GRAY & CC	INVESTME 005054	5/3/2012	9,583.33	A0000009028
731-000.100-801.000	MONEY MAN. GRAY & CC	INVESTME 005099	5/3/2012	9,583.33	A0000009028

731-000.100-801.000	INVESTMENT JP MORGAN	INVESTMENT 20120331-3527-A	5/3/2012	18,463.95	A0000009030
731-000.100-801.000	MANAGEMENT ICON ADVISORS	MANAGEMENT 1ST QTR 12 FEE	5/3/2012	64,194.10	A0000009021
731-000.100-801.000	MONEY MAN. KEELEY ASSOCIATES	1ST QTR 12 FEE	5/3/2012	23,178.68	A0000009034
731-000.100-801.000	INVESTMENT GLOBAL TRUST	INVESTMENT 1ST QTR 12 FEE	5/3/2012	41,683.52	A0000009020
731-000.100-801.000	MONEY MAN. NORTHERN TRUST	01309684	5/3/2012	52,365.08	A0000009022
731-000.100-801.000	INVESTMENT WELLINGTON	INVESTMENT 500753	5/10/2012	65,819.10	A0000009209
731-000.100-875.100	Empl Refunds ELIZABETH T RT	RET REFUND	3/22/2012	18,344.41	00000168618
731-000.100-875.100	Empl Refunds WILLIAM M RT	RET REFUND	5/10/2012	21,584.47	00000168995
731-000.100-875.200	Empl Refunds UM PLAN 7 RT	RET REFUND	4/5/2012	11,149.36	00000168767
731-000.100-875.200	Empl Refunds SAM CHEN RT	RET REFUND	5/10/2012	31,288.95	00000168994
731-000.100-875.400	Empl Refunds ROBBIE CHARTER	RET REFUND	2/2/2012	37,828.31	00000168169
731-000.100-875.400	Empl Refunds AMERICAN RT	RET REFUND	2/16/2012	12,356.02	00000168335
731-000.100-875.500	Empl Refunds MICHAEL T RT	RET REFUND	12/15/2011	11,389.38	00000167799

Total for Dept 000.100 Retirement System - Ad 1,015,186.39

Dept 191.200 Finance - Pension Payroll

731-191.200-729.000	Postage	MAIL ROOM	11110261	12/8/2011	1,226.58	A0000006855
731-191.200-729.000	Postage	MAIL ROOM	12110261	1/12/2012	1,076.56	A0000007291
731-191.200-729.000	Postage	MAIL ROOM	01120261	2/9/2012	2,688.57	A0000007748
731-191.200-729.000	Postage	MAIL ROOM	02120261	3/22/2012	1,488.76	A0000008430
731-191.200-729.000	Postage	MAIL ROOM	03120261	4/12/2012	79.35	A0000008718
731-191.200-729.000	Postage	MAIL ROOM	04120261	5/10/2012	74.60	A0000009125
731-191.200-823.000	Copying Service	XEROX CC	800584922	12/1/2011	90.58	A0000006744
731-191.200-823.000	Copying Service	XEROX CC	800586693	1/12/2012	90.58	A0000007283
731-191.200-823.000	Copying Service	XEROX CC	800588479	2/2/2012	90.58	A0000007629
731-191.200-823.000	Copying Service	XEROX CC	800590237	3/8/2012	90.58	A0000008181
731-191.200-823.000	Copying Service	XEROX CC	800591987	3/29/2012	90.58	A0000008508
731-191.200-823.000	Copying Service	XEROX CC	800593730	5/3/2012	90.58	A0000009003
731-191.200-850.000	Communications	AT & T AT	810766700012	1/19/2012	72.49	00000168036
731-191.200-850.000	Communications	AT & T AT	810766700001	2/2/2012	90.53	00000168150
731-191.200-850.000	Communications	AT & T AT	810766700003	3/29/2012	160.28	00000168631
731-191.200-850.000	Communications	AT & T AT	810766700004	4/26/2012	165.71	00000168909
731-191.200-850.000	Communications	AT & T AT	810766700005	5/17/2012	172.59	00000169040

Total for Dept 191.200 Finance - Pension Payroll 7,839.50

Dept 270.274 Personnel-Retirement administration

731-270.274-729.000	Postage	MAIL ROOM	11110261	12/8/2011	23.63	A0000006855
731-270.274-729.000	Postage	MAIL ROOM	12110261	1/12/2012	13.55	A0000007291
731-270.274-729.000	Postage	MAIL ROOM	01120261	2/9/2012	72.57	A0000007748
731-270.274-729.000	Postage	MAIL ROOM	02120261	3/22/2012	40.87	A0000008430
731-270.274-729.000	Postage	MAIL ROOM	03120261	4/12/2012	39.67	A0000008718
731-270.274-729.000	Postage	MAIL ROOM	04120261	5/10/2012	50.73	A0000009125
731-270.274-823.000	Copying Service	XEROX CC	800584922	12/1/2011	91.65	A0000006744
731-270.274-823.000	Copying Service	XEROX CC	800586693	1/12/2012	91.65	A0000007283
731-270.274-823.000	Copying Service	XEROX CC	800588479	2/2/2012	291.64	A0000007629
731-270.274-823.000	Copying Service	XEROX CC	800590237	3/8/2012	91.64	A0000008181
731-270.274-823.000	Copying Service	XEROX CC	800591987	3/29/2012	91.64	A0000008508
731-270.274-823.000	Copying Service	XEROX CC	800593730	5/3/2012	251.35	A0000009003
731-270.274-850.000	Communications	AT & T AT	810766700012	1/19/2012	32.22	00000168036
731-270.274-850.000	Communications	AT & T AT	810766700001	2/2/2012	40.23	00000168150
731-270.274-850.000	Communications	AT & T AT	810766700002	2/23/2012	56.74	00000168386
731-270.274-850.000	Communications	AT & T AT	810766700003	3/29/2012	71.23	00000168631
731-270.274-850.000	Communications	AT & T AT	810766700004	4/26/2012	73.65	00000168909
731-270.274-850.000	Communications	AT & T AT	810766700005	5/17/2012	76.71	00000169040

Total for Dept 270.274 Personnel-Retirement administration 1,501.37

Total for Fund 731 Retirement System Fund: 2,124,991.29

Fund 736 Public Employee Health Care Fund

Dept 000.105 Retiree Health Insurance

736-000.105-716.100	3802430003	N HEALTHPL	AC0100033413	1/12/2012	34,339.19	A0000007465
736-000.105-716.100	3802430007	C HEALTHPL	AC0100033417	1/12/2012	15,528.34	A0000007465
736-000.105-716.100	3802430013	N HEALTHPL	AC0100033422	1/12/2012	93,665.22	A0000007465
736-000.105-716.100	3802430017	C HEALTHPL	AC0100033423	1/12/2012	8,167.35	A0000007465
736-000.105-716.100	3802430027	C HEALTHPL	AC0100033426	1/12/2012	8,031.90	A0000007465
736-000.105-716.100	3802430043	N HEALTHPL	AC0100033429	1/12/2012	19,466.43	A0000007465
736-000.105-716.100	3802430053	N HEALTHPL	AC0100033431	1/12/2012	85,708.15	A0000007465
736-000.105-716.100	3802430003	N HEALTHPL	AC0100034126	1/26/2012	34,339.19	A0000007551
736-000.105-716.100	3802430007	C HEALTHPL	AC0100034130	1/26/2012	15,528.34	A0000007551
736-000.105-716.100	3802430013	N HEALTHPL	AC0100034135	1/26/2012	93,665.22	A0000007551

736-000.105-716.100	3802430017 C HEALTHPL	AC0100034136	1/26/2012	8,167.35	A0000007551
736-000.105-716.100	3802430027 C HEALTHPL	AC0100034139	1/26/2012	8,031.90	A0000007551
736-000.105-716.100	3802430043 N HEALTHPL	AC0100034142	1/26/2012	19,466.43	A0000007551
736-000.105-716.100	3802430053 N HEALTHPL	AC0100034144	1/26/2012	85,708.15	A0000007551
736-000.105-716.100	3802430003 N HEALTHPL	AC0100034843	3/1/2012	37,472.89	A0000008113
736-000.105-716.100	3802430007 C HEALTHPL	AC0100034847	3/1/2012	15,528.34	A0000008113
736-000.105-716.100	3802430013 N HEALTHPL	AC0100034852	3/1/2012	80,260.86	A0000008113
736-000.105-716.100	3802430027 C HEALTHPL	AC0100034853	3/1/2012	9,256.33	A0000008113
736-000.105-716.100	3802430027 C HEALTHPL	AC0100034856	3/1/2012	8,031.90	A0000008113
736-000.105-716.100	3802430043 N HEALTHPL	AC0100034859	3/1/2012	28,479.09	A0000008113
736-000.105-716.100	3802430053 N HEALTHPL	AC0100034861	3/1/2012	136,968.77	A0000008113
736-000.105-716.100	3802430003 N HEALTHPL	AC0100035545	3/29/2012	34,879.66	A0000008549
736-000.105-716.100	3802430007 C HEALTHPL	AC0100035549	3/29/2012	15,705.27	A0000008549
736-000.105-716.100	3802430013 N HEALTHPL	AC0100035554	3/29/2012	88,564.73	A0000008549
736-000.105-716.100	3802430017 C HEALTHPL	AC0100035555	3/29/2012	2,216.85	A0000008549
736-000.105-716.100	3802430017 HEALTHPL	AC0100035555	3/29/2012	9,873.71	A0000008549
736-000.105-716.100	3802430027 C HEALTHPL	AC0100035558	3/29/2012	6,843.29	A0000008549
736-000.105-716.100	3802430043 N HEALTHPL	AC0100035561	3/29/2012	19,779.11	A0000008549
736-000.105-716.100	3802430053 N HEALTHPL	AC0100035563	3/29/2012	42,029.67	A0000008549
736-000.105-716.100	Hosp Ins (Reti HEALTHPL	AC0100035563	3/29/2012	59,453.58	A0000008549
736-000.105-716.100	MEDICARE P.RDS SERV	22734	4/19/2012	5,000.00	A0000008852
736-000.105-716.100	MEDICARE P.RDS SERV	22556	4/19/2012	5,000.00	A0000008852
736-000.105-716.100	MEDICARE P.RDS SERV	22524	4/19/2012	5,000.00	A0000008852
736-000.105-716.100	Hosp Ins (Reti GIARMARC	91384.000	4/19/2012	725,087.00	A0000008850
736-000.105-716.100	BENEFIT COI CORNERS	22564	5/10/2012	30,000.00	A0000009229
736-000.105-716.100	3802430003 N HEALTHPL	AC0100036255	5/17/2012	34,730.70	A0000009237
736-000.105-716.100	3802430007 C HEALTHPL	AC0100036259	5/17/2012	15,705.27	A0000009237
736-000.105-716.100	3802430013 N HEALTHPL	AC0100036264	5/17/2012	88,398.12	A0000009237
736-000.105-716.100	3802430017 C HEALTHPL	AC0100036265	5/17/2012	10,463.30	A0000009237
736-000.105-716.100	3802430027 C HEALTHPL	AC0100036268	5/17/2012	7,581.85	A0000009237
736-000.105-716.100	3802430043 N HEALTHPL	AC0100036271	5/17/2012	19,688.36	A0000009237
736-000.105-716.100	3802430053 N HEALTHPL	AC0100036273	5/17/2012	101,483.25	A0000009237
736-000.105-716.100	3802430003 N HEALTHPL	AC0100036955	5/24/2012	32,458.05	A0000009337
736-000.105-716.100	3802430007 C HEALTHPL	AC0100036959	5/24/2012	4,465.28	A0000009337
736-000.105-716.100	3802430007 C HEALTHPL	AC0100036959	5/24/2012	9,922.20	A0000009337
736-000.105-716.100	3802430013 N HEALTHPL	AC0100036964	5/24/2012	88,398.12	A0000009337
736-000.105-716.100	3802430017 C HEALTHPL	AC0100036965	5/24/2012	10,463.30	A0000009337

736-000.105-716.100	3802430027 C HEALTHPL	AC0100036968	5/24/2012	414.23	A0000009337
736-000.105-716.100	3802430027 C HEALTHPL	AC0100036968	5/24/2012	8,792.30	A0000009337
736-000.105-716.100	3802430043 N HEALTHPL	AC0100036971	5/24/2012	18,125.33	A0000009337
736-000.105-716.100	3802430043 N HEALTHPL	AC0100036971	5/24/2012	1,563.03	A0000009337
736-000.105-716.100	3802430053 N HEALTHPL	AC0100036973	5/24/2012	112,885.66	A0000009337
736-000.105-801.000	Professional SNYHART	0082402-IN	2/16/2012	10,500.00	A0000007912

Total for Dept 000.105 Retiree Health Insurance 2,471,282.56

Total for Fund 736 Public Employee Health Care 2,471,282.56

Fund Totals:


Fund 101 General Fund	2,801,638.66
Fund 202 Major Street Fund	1,107,048.22
Fund 203 Local Street Fund	136,266.27
Fund 207 Police Fund	306,614.32
Fund 208 Park/Recreation Fund	7,443.20
Fund 213 Park & Recreation Senior Citizen Cer	145.68
Fund 226 Rubbish Collection Fund	186,789.52
Fund 238 Hud Grants - 2009 & prior	318,544.90
Fund 244 Economic Develop Corp Fund	32,262.40
Fund 265 Drug Law Enforcement Fund	10,475.95
Fund 271 Hud Grant - 2011	191,552.56
Fund 272 Hud Grant - 2012	4,782.24
Fund 279 Hud Grant - 2009	6,775.80
Fund 296 Other Grants Fund	172,325.43
Fund 297 Federal Stimulus Fund	2,499,715.14
Fund 402 Public Improvement Fund	125,846.49
Fund 542 Building Inspection Fund	779,029.16
Fund 583 Oak Business Center Fund	16,148.48
Fund 584 Golf Fund	2,016.68
Fund 590 Sewer Fund	1,847,258.17
Fund 591 Water Fund	11,301,996.81
Fund 627 Fringe Benefit Fund	5,035,892.23
Fund 636 Information Services Fund	439,816.09

Fund 661 Fleet/Central Garage Fund	448,038.56
Fund 677 Self Insurance Fund	1,371,860.93
Fund 701 General Agency Fund	125,251.00
Fund 702 Tax Collection Fund - Prior Years	373,661.48
Fund 703 Current Tax Collection Fund	10,442,444.20
Fund 731 Retirement System Fund	2,124,991.29
Fund 736 Public Employee Health Care Fund	<u>2,471,282.56</u>
 Total - All Funds	 44,687,914.42

Section Separator

b) A list of each contract that the emergency manager awarded or approved with a cumulative value of \$5,000.00 or more, the purpose of the contract, and the identity of the contractor.

See attached Emergency Manager's Agendas of Resolutions which includes all contracts awarded by the City of Flint for the reporting period December 1, 2011 through May 31, 2012.



**CITY OF FLINT
OFFICE OF EMERGENCY MANAGER
MICHAEL K. BROWN**

TO: Inez Brown, City Clerk
Jerry Ambrose, Finance Director
Pete Bade, Chief Legal Counsel

FROM: Michael K. Brown

THRU: Maxine Murray, Agenda Clerk

DATE: December 28, 2011

SUBJECT: Emergency Manager's Agenda

The following Resolutions were approved by the Emergency Manager. Please be advised that the Emergency Manager will be submitting a weekly agenda beginning Wednesday, January 4, 2012.

1. Commercial Rehabilitation Exemption Certificate for Lurvey White Ventures 1, LLC in relation to the Commercial Rehabilitation District established at 1661 Miller Road (City Council)
2. Objecting to the Transfer of Tax Reverted Property from Genesee County to the City of Flint (Finance/Treasury)
3. Authorizing Entering Into a Professional Services Agreement (PSA) Between the City of Flint and Gary Bates (Emergency Manager)
4. Authorizing Entering Into a Professional Services Agreement (PSA) Between the City of Flint and Sekar Bawa (Emergency Manager)
5. Authorizing Entering Into a Professional Services Agreement (PSA) Between the City of Flint and Jerry Ambrose (Emergency Manager)

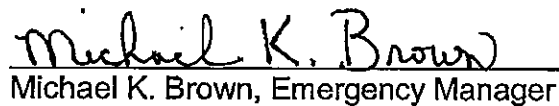
6. Authorizing Entering Into a Professional Services Agreement (PSA) Between the City of Flint and Douglas Bingaman (Emergency Manager)
7. Authorizing Entering Into a Professional Services Agreement (PSA) Between the City of Flint and Elizabeth S. Murphy (Emergency Manager)
8. Authorizing Entering Into a Retainer Agreement with Resource Recycling Systems (Emergency Manager)
9. To Add From the Public Improvement Fund Balance to the Facilities Maintenance Public Improvement Fund Building Additions and Improvements Account (Facilities Maintenance)
10. Authorization To Enter Into a Contract with Rowe Professional Services Company to Provide Construction Administration and Engineering Services (SERVICES) for the Pierson Road CMAC Project (Traffic Signal Upgrading and Sidewalk Ramp Work Along Pierson Road from Clio Road to Martin Luther King Jr. Avenue) (Transportation)
11. Authorization to Enter Into MDOT Contract No. 11-5611, Job No. 114109, for the Purpose of Fixing the Rights and Obligations of the Parties in Agreeing to Improvements for the Pierson Road CMAC Project (Traffic Signal Upgrading and Sidewalk Ramp Work Along Pierson Road from Clio Road to Martin Luther King Jr. Avenue) (Transportation)
12. Awarding the Battery B Grit Handling System to Amwell (Utilities/Water Pollution)
13. Corrected Resolution to Genesee Waste Service (Building Inspection)
14. Budget Adjustment Transferring Funds from 101 Fund, 202 Fund, and 591 Fund, Fund Balances to Provide the Funding Required to Pay for Various Outstanding Contractual Obligations (Transportation)
15. Authorization to Issue Purchase Orders to Replace the FY11 Purchase Orders Inadvertently Closed During the FY11 Year-End Closing Process (Transportation)
16. Approving an Amendment of \$800,000 Increase in the Scope of Work for the Sanitary Sewer Study and to Enter Into Change Order #1 to the Contract with Rowe Professional Services Company for a Revised Contract Amount of \$1,355,000 (Emergency Manager)


17. Authorizing the S2 Grant Agreement (Emergency Manager
18. Authorizing Compliance with the Settlement Agreement (Local 1600) Dated October 28, 2005, Relative to Charles Young (Law)

The following Appointments were made by the Emergency Manager:

1. Confirming Appointment of the Mayor Dayne Walling as the City of Flint's Representative on the Karegnondi Water Authority (Emergency Manager)
2. Appointing Gerald (Jerry) Ambrose to the Retirement Board effective December 20, 2011 (Emergency Manager)


Maxine Murray, Agenda Clerk


Michael K. Brown, Emergency Manager



**CITY OF FLINT
OFFICE OF EMERGENCY MANAGER
MICHAEL K. BROWN**

TO: Inez Brown, City Clerk
Jerry Ambrose, Finance Director
Pete Bade, Chief Legal Counsel

FROM: Michael K. Brown

THRU: Maxine Murray, Agenda Clerk

DATE: January 10, 2012

SUBJECT: Emergency Manager's Agenda

The following Resolutions were approved by the Emergency Manager.

1. Authorizing Settlement of U.S. Bankruptcy Court Case No. 10-03287, Oil Chem, Inc. v Genesee County and City of Flint (Law)
2. Authorizing Settlement of U.S. District Court Litigation Case No. 2:08-ev-13707, Hetherington v. Dicks, Et Al (Law)
3. Authorizing Entering Into a 4th Amendment to the 1973 City/County Water Supply Agreement (Law)
4. State of Michigan – Annual NPDES Permit Fee - \$20,000.00 (WPCF)
5. Graff Truck Center – Heavy Truck Repair Parts - \$12,500.00 (Inventory)
6. Authorizing Payment to the United States Department of Interior Geological Survey for Shared Costs of the Operation of Gaging Stations (Utilities – Water Administration)


7. Authorizing Payment to the Michigan Department of Environmental Quality Bureau for Community Public Water Supply Annual Fee (Utilities – Water Administration)
8. Confirming Appointment of Economic Development Corporation Board of Directors (Law)
9. Authorizing Budget Adjustment in the Amount of \$89,997.93 for Expense Appropriation (Information Services)
10. Authorizing the Establishment of Revenue and Expenditure Budgets in the 202 Major Street Fund to Recognize Anticipated revenues and Expenditures Originating from Restoration Work Conducted for the Consumers Energy Pavement Break Repair Program (Capital Improvement Projects) in the Amount Not-to-Exceed \$200,000 (Infrastructure and Development)
11. Business Licenses:


New: Thomas Krueger
dba St. Clair Construction Company
20250 Harper Avenue
Detroit, MI 48225

Renewal: Wendy R. Burch
dba Julie's Pawn Shop
1638 S. Saginaw Street
Flint, MI 48503

12. Amendment to Development Agreement between City of Flint and Swedish Biogas International LLC


Maxine Murray, Agenda Clerk


Michael K. Brown, Emergency Manager



CITY OF FLINT
OFFICE OF EMERGENCY MANAGER
MICHAEL K. BROWN

TO: Inez Brown, City Clerk
Jerry Ambrose, Finance Director
Pete Bade, Chief Legal Counsel

FROM: Michael K. Brown

THRU: Maxine Murray, Agenda Clerk

DATE: January 27, 2012

SUBJECT: Emergency Manager's Agenda

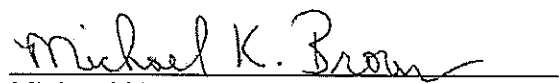
The following Resolutions were approved by the Emergency Manager.


1. Authorizing the S2 Grant Agreement (Administration)
2. Adopting the Supplemental Conflict of Interest Policy (Law)
3. Budget Amendment to Increase Revenue Appropriations in 202 Major Street and 203 Local Street Fund, Department 449.210, Consumers Energy Pavement Break Repair (Transportation)
4. Budget Amendment to Increase Expenditure Appropriations in the 202 Major Street fund and 203 Local Street Fund, Department 449.210, Consumers Energy Pavement Break Repair (Transportation)
5. Settlement of Jason Relerford, Otis Nunn Jr., Warren Southall, Richard Johnson and Entrice Mitchell v. City of Flint, et. Al (Law)
6. Authorizing Entering into a Professional Services Agreement Between City of Flint and Thomas McCabe (Administration)
7. Authorizing Lake Agency Property Insurance (Risk Management)

8. Budget Amendment in the Amount of \$13,588.00 Expense Appropriation (68th District Court)
9. Authorizing Entering into Change Order #9 to the Existing Master Engineering Services Contract with Rowe Professional Services Company to add \$157,500.00 for Engineering, Technical and Project Oversight Services for the Department of Infrastructure and Development from January 1, 2012 through June 30, 2013 (Infrastructure and Development)
10. Budget Adjustment in the Amount of \$157,537.78 Expense Appropriation (Information Services)
11. Settlement Agreement and Release of All Claims Between the City of Flint and Karen Morris (Law)
12. Settlement Agreement and Release of All Claims Between the City of Flint and Glenda R. Dunlap (Law)
13. Settlement Agreement and Release of All Claims Between the City of Flint and Suzanne Wilcox (Law)
14. Budget Amendment in the Amount of \$40,000.00 Expense Appropriation (Infrastructure and Development – Fleet)
15. Budget Amendment in the Amount of \$20,000.00 Expense Appropriation (Infrastructure and Development – Fleet)
16. Budget Amendment in the Amount of \$27,000.00 Expense Appropriation for Vehicle Expenses (Development)
17. Budget Adjustment in the Amount of \$15,043.00 for Expense Appropriation (Development)
18. Recognizing Receipt of and Appropriation and Use of Revenues for City of Flint Participation in the Law Enforcement Officers Regional Training Commission (Police)
19. Authorizing Acceptance of a Donation from the Target Corporation for the City of Flint COPS and PAL Programs (Police)
20. Budget Amendment in the Amount of \$25,934.55 Expense Appropriation for Wage and Fringe Benefit Expenses (Development)

21. Emergency Purchase in the Amount of \$8,060.00 to American Electric Motor Corp. for Repair of Two Pumps at the Third Avenue Station (WPC)


Maxine Murray, Agenda Clerk


Michael K. Brown, Emergency Manager



CITY OF FLINT
OFFICE OF EMERGENCY MANAGER
MICHAEL K. BROWN

TO: Inez Brown, City Clerk
Jerry Ambrose, Finance Director
Pete Bade, Chief Legal Counsel

FROM: Michael K. Brown

THRU: Maxine Murray, Agenda Clerk

DATE: February 9, 2012

SUBJECT: Emergency Manager's Agenda

The following Resolutions were approved by the Emergency Manager.


1. Hubbell, Roth & Clark for SRF Comprehensive Project Plan Preparation and Assistance (Water Pollution Control)
2. Professional Services Agreement between City of Flint and Michael Angus (Police)
3. Professional Services Agreement between City of Flint and Arnold Brown (Infrastructure)
4. Professional Engineering Services Contract for the 24" Water Main, Cedar Street Pump Station and Torrey Road Booster Station (Infrastructure)
5. Budget Adjustment to Allocate Unallocated COPS Hiring Recovery Grant Funds to the Appropriate Wage and Fringe Accounts (Police)
6. Settlement of David McPeak v. City of Flint, ET AL (Law)
7. Budget Amendment in the Amount of \$4,891.24 for Expense Appropriation (Development)

8. Authorization to Enter into A Second Change Order with Salem Housing Community Development Corporation through December 31, 2012 for Implementation of its Neighborhood Stabilization Program 1 for Area 1 (DCED)
9. Authorization to Enter into a Fourth Change Order with Operation Unification that Amends contract Requirements in Their Original Developer Agreement for the Neighborhood Stabilization Program 1 for Area 3 Related to Contract Extensions (DCED)
10. Authorization to Enter into the First Change Order with Metro Community Development, Inc. that Amends Contract Requirements in Their Original Home Buyer Counseling Agreement for the Neighborhood Stabilization Program 1 in order for Home Buyers to Continue Receiving Housing Counseling, a Requirement to Purchase Homes I the NSP-1 Areas (DCED)
11. Authorization to Enter into Second Change Order to Extend Current Contract with Cumulus Broadcasting of Flint Radio Station for the Purpose of Generating Multiple Radio Advertisements and Time Slots Related to the Development of New Construction Homes for Sale in Smith Village until July 1, 2012. The Grant Funds are From the Neighborhood Stabilization Program (NSP2), and were Allocated Through the Michigan State Housing Development Authority (MSHDA) (DCED)
12. Authorization to Enter into Second Change Order to Extend Current Contract with What Flint Listens To (WFLT) Radio Station for the Purpose of Generating Multiple Radio Advertisements and Time Slots Related to the Development of New Construction Homes for Sale in Smith Village Until July 1, 2012 (DCED)
13. Authorization to Enter into a Third Change Order with Salem Housing Community Development Corporation that Amends Contract Requirements in Their Original Development Agreement for Neighborhood Stabilization Program 1 for Area 1 Related to Contract Extensions (DCED)
14. A-Plus Abestos for Asbestos Abatement (Development)
15. Authorizing DCED to Make Payment to Michigan State University in the Amount of \$30,000.00 to Provide Support of Local Food Systems, Urban Agriculture/Urban Gardening and Economic Development in the City of Flint (DCED)

16. Graff Truck Center for Heavy Truck Repair Parts (Fleet)
17. Avaya for Maintenance Agreement for the Telephone System (IS)
18. Entering into a Byrne Memorial Grant Agreement with the State of Michigan for the Purpose of Filling a Records Clerk/Crime Analyst Position To Perform Data Collecting and Crime Mapping (Police)
19. Authorization to Compensate the Genesee Regional Chamber of Commerce for Providing Economic Development Resources and Outreach in the Amount of \$30,000.00 (DCED)
20. Authorization to Enter Into a Contract between the City of Flint and Megan Hunter to Provide Services as the Chief Planner for the City of Flint (DCED)
21. Authorization to Enter into a Third Change Order to Extend Term of Current Contract Number 10-003 with Operation Unification , to Acquire, Rehabilitate and Sell, for the Neighborhood Stabilization Program (NSP) Area 3 Until December 31, 2012 (DCED)
22. Authorizing Cornerstone Benefit Group (Risk Management)
23. Central Concrete Products for Concrete (Street Maintenance)
24. Appointing Bobby Mukkamala to the Bishop International Authority Board (Administration)
25. Re-Appointing Mark Yonan to the Bishop International Authority Board (Administration)
26. Re-Appointing Christopher Flores to the Board of Hospital Managers (Administration)
27. Appointing George Wilkinson to the Board of Hospital Managers (Administration)
28. Appointing Isaiah Oliver to the Board of Hospital Managers (Administration)
29. Professional Services Agreement between City of Flint and Howard Croft (Administration)
30. Addendum to the Memorandum of Understanding between the City of Flint and the Genesee County Land Bank Authority (Administration)


Maxine Murray, Agenda Clerk


Michael K. Brown, Emergency Manager



**CITY OF FLINT
OFFICE OF EMERGENCY MANAGER
MICHAEL K. BROWN**

TO: Inez Brown, City Clerk
Jerry Ambrose, Finance Director
Pete Bade, Chief Legal Counsel

FROM: Michael K. Brown

THRU: Maxine Murray, Agenda Clerk

DATE: February 17, 2012

SUBJECT: Emergency Manager's Agenda

The following Resolutions were approved by the Emergency Manager the week ending February 17, 2012.


1. Amended Resolution Authorizing Settlement of U.S. District Court Litigation Case No. 2:08-cv-13707, Hetherington v. Dicks ET AL (Law)
2. Authorizing the Issuance of a Purchase Order to the Genesee County Drain Commissioner for Drain Assessments Tax (Utilities)
3. Extending for 180 Days Temporary Moratorium on the Establishment of Medical Marijuana Dispensaries and/or Cultivation Operations in the City of Flint (Administration)
4. Enter into a Third Change Order with Salem Housing Community Development Corporation that Amends Contract Requirements in Their Original Development Agreement for the Neighborhood Stabilization Program 1 for Area 2 Related to Contract Extensions (DCED)
5. Allocate Funds into Budget Line Items for \$375,000 in Grant Funding from the U.S. Department of Agriculture Forest Service Great Lakes Restoration Initiative Urban and Community Forestry Program for Greening Chevy in the Hole (DCED)

6. Change Order No. 5 to Extend the Term of the Contract With Rowe Professional Services Company to Provide Engineering Services for the Williams St. Reconstruction Project and Northeast Village Streetscape Projects until December 31, 2011 (DCED)
7. Extend the Term of the Contract (11-039) with W.T. Stevens Construction in the Amount of \$61,751.55 until June 30, 2012 for the Purpose of Making Emergency Repairs to Fourteen (14) Homeowners Units Using 2010-11 Community Development Block Grant Funds (DCED)
8. I.E., INC for Compost Grinding Services (Sanitation)
9. Authorization to Enter Into a Grant Agreement with Charter Twp of Montrose for Participation in a Multi-Jurisdictional Police Narcotics Investigation Program Funded by the State of Michigan Department of Budget, Office of Drug Control Policy (Public Safety)
10. Authorization to Enter into a Third change Order with Operation Unification that Amends Contract Requirements in their Original Contractor Agreement for City Wide Emergency Repair Program Related to Contract Extension (DCED)
11. To Enter into a Third Change Order to Extend Term of Current Contract Number 10-034 with Transportation – Development Department for Neighborhood Stabilization Program (NSP) Demolitions Until December 31, 2012 (DCED)
12. Authorizing City Officials to Enter into a \$53,200.00 Contract with Metro Community Development, Inc. for the Purpose of Providing Housing Counseling Related to the Smith Village Project. The Grant Funds are from the Neighborhood Stabilization Program (NSP2), and were Allocated through the Michigan State Housing Development Authority (MSHDA) (DCED)
13. Enter into First Change Order with EMAR Construction that Amends Contract Requirements in Their Original Contractor Agreement for the City Wide Emergency Repair Program Related to Contract Extension (DCED)
14. Authorization for Appropriate City of Flint Officials to Do All Things Necessary to Enter Into a Second Change Order with Salem Housing Community Development Corporation Through December 31, 2012 to Continue the Implementation of NSP 1 for Area 2 (DCED)


15. Authorization to Enter Into a Third Change Order with W.T. Stevens Construction, Inc. that amends Contract Requirements in their Original Contractor Agreement for the City Wide Emergency Repair Program related to Contract Extensions (DCED)
16. Recognizing Revenue in the Amount of \$250,000.00 in 542-371.710-626.000 and like Appropriation in Expenditure Accounts to Perform Demolition Services for Various Public Entities/Non-Profit Organizations/Fire Damaged Structures with Insurance Funds Withheld (Development)
17. Budget Adjustment in the Amount of \$85,636.97 Expense Appropriation to Cover Wage and Fringe Benefit Expense (Development)
18. Budget Amendment to Transfer \$65,907.00 Expense Appropriation from 101-136.100-825.000 to 101-136.100-702.000 and 101-136.100-719.000 (68th District Court)
19. Authorization to Enter into a Professional Service Agreement with George Moran to Teach Computer Classes at Hasselbring Senior Center (Parks and Recreation)
20. Authorization to Enter into a Fourth Change Order with the City's Transportation-Development Department that Amends Contract Requirements in Original Demolition Agreement for the Neighborhood Stabilization Program 1 to Continue Demolition with the NSP-1 areas (DCED)
21. Authorization to Execute a Professional Services Agreement with Wade Trim, Inc. to Conduct the FY2011/2012 Citywide Bridge Inspections and Other Related Services as Required by MDOT (Infrastructure – Transportation)
22. Authorization to Enter Into a Third Change Order with Bedrock Building, Inc. that Amends contract Requirements in Their Original Contractor Agreement for the City Wide Emergency Repair Program related to Contract Extensions (DCED)
23. Budget Amendment in the Amount of \$199,295.00 Expense Appropriation from 590-Sewer Fund Balance to Expense Account 590-550.300-977.000 (Water Pollution Control)

24. McNaughton-McKay for Variance Frequency Drives (Water Pollution Control)
25. To Enter into a Professional Service Agreement with Carla DeLarosa to Teach Sewing Classes at Hasselbring Senior Center (Parks and Recreation)
26. To Enter Into a Professional Service Agreement with Diane Blassingame to Teach Exercise and Nutrition Classes at Brennan Senior Center (Parks and Recreation)
27. Authorizing Settlement of Genesee County Circuit Court Case No. 10-94121-N1, Christen Young v. Boudreau, ET AL (Law)
28. Ordinance to Amend Chapter 50 of the Code of the City of Flint for a Zoning Change to Property located at 2838 E. Court St. Parcel #41-16-101-021 (Zoning)
29. Ordinance to Amend Chapter 50 of the Code of the City of Flint for a Zoning Change to Property located at 2150 E. N. Dort Hwy, Parcel #41-04-352-017 (Zoning)
30. Ordinance to Amend Chapter 50 of the Code of the City of Flint for a Zoning Change to Property located at 3612 Davison Rd. Parcel #41-09-202-012 (Zoning)
31. Ordinance to Amend the Code of the City of Flint by Amending Chapter 35, Personnel; Article II, Retirement Center, by the Addition of Section 35-46, Internal revenue Code Qualifications
32. Ordinance to Amend the Code of the City of Flint by Amending Chapter 35, Personnel; Article II, Retirement Center, by Amending Section 35-46.4, Commencement and Payment of Pensions
33. Ordinance to Amend the Code of the City of Flint by Amending Chapter 35, Personnel; Article II Retirement Center, by Amending Section 35-46.2, Benefit Limitations
34. Ordinance to Amend the Code of the City of Flint by Amending Chapter 35, Personnel; Article II Retirement Center, by Amending Section 35-34.1, Eligible Rollover Distributions

35. Ordinance to Amend the Code of the City of Flint by Amending Chapter 35, Personnel; Article II Retirement Center, by Amending Section 35-46.2, Benefit Limitations
36. Ordinance to Amend the Code of the City of Flint by Amending Chapter 35, Personnel; Article II Retirement Center; 35-26.1, Actuarial Equivalencies.


Maxine Murray, Agenda Clerk


Michael K. Brown, Emergency Manager



**CITY OF FLINT
OFFICE OF EMERGENCY MANAGER
MICHAEL K. BROWN**

TO: Inez Brown, City Clerk
Jerry Ambrose, Finance Director
Pete Bade, Chief Legal Counsel

FROM: Michael K. Brown

THRU: Maxine Murray, Agenda Clerk

DATE: February 29, 2012

SUBJECT: Emergency Manager's Agenda

The following Resolutions were approved by the Emergency Manager the week ending February 29, 2012.

1. 2012EM121 - MDOT Contract #11-5635, job #111965 and #111969 – Lippincott Blvd (Burr Blvd to Averill Avenue) and Stewart (Clio Road to Dupont Street (Transportation)
2. 2012EM122 - Authorization to Enter into a Three-Year Contract with JP Morgan Chase to Image the City's Tax Returns, Data Capture and Transmission of Files, Check Clearing and Warehousing of Processed Documents (Customer Service Center)
3. 2012EM123 – Office Depot for Supplies (DCED)
4. 2012EM124 – Facilitate Payment to ROWE Professional Services for Water Reliability Study (Utilities)
5. 2012EM125 – Budget Adjustment in the Amount of \$73,000.00 Expense Appropriation for Smith Village Sanitary Sewer (Utilities – WSC)
6. 2012EM126 – Budget Adjustment in the Amount of \$40,000.00 For Vehicle Maintenance (Utilities – Water Service Center)


7. 2012EM127 – Budget Adjustment in the Amount of \$142,900.00 Expense Appropriation to Cover Overtime Expenses (Utilities – Water Service Center)
8. 2012EM128 – To Set a Hearing Date to Consider an Industrial Facilities Exemption Certificate for Extreme Precision Screw Products, Inc. (DCED)
9. 2012EM129 – Complete Towing for Towing and Storage (Administration)
10. 2012EM130 – Ordinance to Amend Code of City of Flint by Amending Chapter 24, Housing: Article II, Open Occupancy; Section 24-98, Discrimination in Sale, Lease or Rental
11. 2012EM131 – Authorizing Settlement James Crawford v Alan Barron and City of Flint Genesee County Circuit Court Case No. 10-94193-NI (Law)
12. 2012EM132 – Authorizing Settlement of U.S. District Court Litigation Case No. 2:08-cv-12156, Trethewey v Stimac, ET. AL (Law)
13. 2012EM133 – Budget Adjustment in the Amount of \$3,100.00 to Cover Wage and Fringe Benefit Expense (Development)
14. 2012EM134 – Vacate a Portion of a Public Alley – Ward 4
15. 2012EM135 – To Enter into a Second Change Order to Extend Term of Current Contract Number 10-079 with Flint Area Enterprise Community, Inc. (F.A.E.C.) to Provide Business Start Up Classes, Help Develop Skills to run a Small Business for CDBG until July 31, 2012 (DCED)
16. 2012EM136 – Amendment #3 Addendum to the Memorandum of Understanding between the Genesee County Land Bank Authority and the City of Flint dated June 7, 2011 (Development)
17. 2012EM137 – Enter into a Second Change Order to Extend the Term of the Contract (11-084)
18. 2012EM138 – Enter into a \$17,264.09 Contract with Global Environmental Engineering, Inc. for Environmental Services related to Smith Village (DCED)

19. 2012EM139 – Authorizing Cornerstone Group (Risk Management)

20. 2012EM140 – Ordinance Amending Flint City Code of Ordinances by Amending chapter 24, Housing, Article I, 2003 International Property Maintenance Code, by the amendment of Section 24-I (Development/Demolition)


Maxine Murray, Agenda Clerk


Michael K. Brown, Emergency Manager



**CITY OF FLINT
OFFICE OF EMERGENCY MANAGER
MICHAEL K. BROWN**

TO: Inez Brown, City Clerk
Jerry Ambrose, Finance Director
Pete Bade, Chief Legal Counsel

FROM: Michael K. Brown

THRU: Maxine Murray, Agenda Clerk

DATE: March 12, 2012

SUBJECT: Emergency Manager's Agenda

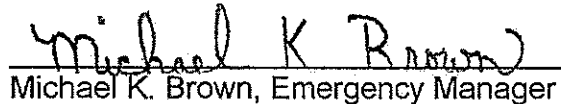
The following Resolutions were approved by the Emergency Manager.


1. 2012EM141 Execute Change Order #3 Changing Existing Homebuyer Development and Loan Agreement to Salem Housing Community Development Corp. using Federal HOME Funds in the Amount of \$300,000.00 to a Rental Development and Loan Agreement for the Mixed-income Housing Development Known as Berridge Place (DCED)
2. 2012EM142 Execute Change Order #2 that Rescinds City Council Resolutions 010318.6 that authorized an agreement with Salem Housing Community Development Corp totaling \$300,000.00 for Acquisition, Rehabilitation and Resale (DCED)
3. 2012EM143 Execute Change Order #2 that Rescinds City Council Resolutions 05-1764 and 07-1398 that authorized agreements with Court Street Village Community Development Corp in partnership with the Genesee County Land Bank Authority totaling \$1,250,000.00 for a Homebuyer Development and Loan Agreement for a Mixed-Income Housing Development known as Berridge Place (DCED)

4. 2012EM144 Execute Change Order #3 Changing Existing Homebuyer Development and Loan Agreement to Court Street Development Corp in Partnership with the Genesee County Land Bank Authority using Federal HOME funds in the amount of \$1,250,000.00 to a Rental Development and Loan Agreement for the Mixed-Income Housing Development known as Berridge Place (DCED)
5. 2012EM145 Eagle Claims Management for Workers Compensation Third Party Administrators (Human Resources)
6. 2012EM146 Authorizing Cornerstone Benefit Group (Risk Management)
7. 2012EM147 Enter into an Interlocal Agreement with the Cities of Grand Rapids and Lansing for Joint Processing of Paper-Filed City Income Tax Returns and Payments (Administration)
8. 2012EM148 Consultant Agreement with MGT of America for the Preparation of City-Wide Cost Allocation Plan for the City in Conjunction with the FY13 Budgeting Process (Finance)
9. 2012EM149 Budget Adjustment in the Amount of \$33,201.54 Expense Appropriation to Cover Wages and Fringe Benefit Expenses (Demolition, BSI)
10. 2012EM150 Authorizing Settlement of Thornton, ET AL v. Fray, ET AL (Law)
11. 2012EM151 Jack Doheny Supplies for Vactor Truck Repair Parts (Water Service Center)
12. 2012EM152 Genesee Waste Services for Landfill Disposal Services (Development)
13. 2012EM153 Citizen's Disposal for Landfill Disposal Services (Development)
14. 2012EM154 Burnash Wrecking for Delivering Topsoil and Fill Dirt (Development)
15. 2012EM155 Approving and Adopting the Master Fee Schedule (Administration)
16. 2012EM156 Amended Resolution Approving Entering Into Grant Agreement with the State of Michigan Department of Community Health Crime Victim Services Commission (Law)

17. 2012EM157 Resolution to Add from the Public Improvement Fund Balance to the Parks and Forestry Division Rentals Account to Pay the Rental Fee for the Log Loader Used by Forestry (Parks and Recreation)
18. 2012EM158 Termination of Advanced Solutions/Kate Fields Contract (Law)
19. 2012EM159 Termination of AltEnergy/Juan Pimental Contract (Law)
20. 2012EM160 Termination of Pifer, Inc. Contract (Law)
21. 2012EM161 Approving the Appointment of William S. Fisher to the Board of Review Representing the 8th Ward (Administration)
22. 2012EM162 Approving the Temporary Appointment of Lottie Hairston to the Board of Review Representing the 2nd Ward (Administration)


Maxine Murray, Agenda Clerk


Michael K. Brown, Emergency Manager



**CITY OF FLINT
OFFICE OF EMERGENCY MANAGER
MICHAEL K. BROWN**

TO: Inez Brown, City Clerk
Jerry Ambrose, Finance Director
Pete Bade, Chief Legal Counsel

FROM: Michael K. Brown

THRU: Maxine Murray, Agenda Clerk

DATE: April 13, 2012

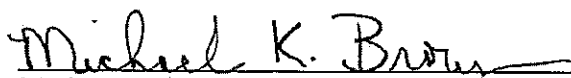
SUBJECT: Emergency Manager's Agenda

The following Resolutions were approved by the Emergency Manager the week ending April 13, 2012.

1. 2012EM059.1 – Amended Resolution to Extend the Employment of Arnold Brown (Administration)
2. 2012EM163 – Approving the Appointment of Erycka Hunter to the Position of Director of Human Resources/Human Relations Commission (Administration)
3. 2012EM163.1 – Approving the Appointment of Erycka Hunter to the Position of Director of Human Resources/Human Relations Commission amending the salary percentage allocation (Administration)
4. 2012EM198 – Approving the Appointment of Jason James Lorenz to the Position of Public Information Officer (Administration)
5. 2012EM199 – Budget Adjustment to Move Funds Received from A Crim Foundation – Healthy Kids Grant to Wage Accounts for a Pavilion at Max Brandon Park (Parks and Recreation)

6. 2012EM200 – Amend Resolution 2012EM092 to Transfer Funds and Allocate Funds Into Budget Line Items for \$375,000.00 in Grant Funding from the United States Department of Agriculture Forest Service Great Lakes Restoration Initiative Urban and Community Forestry Program for Greening Chevy in the Hole (DCED)
7. 2012EM201 – Authorizing Entering Into a Contract to Provide Conveyance and Wastewater Treatment Services to Westside Diner, Inc. as Outlined in the City Code (Water Pollution Control)
8. 2012EM202 – Authorizing Entering Into a Professional Services Agreement (PSA) with Brad Hill in the Capacity of Environmental Consultant (Utilities)
9. 2012EM203 – Liquor License 2500 Clio Road
10. 2012EM204 – Liquor License 4509 S. Saginaw Street
11. 2012EM205 – Amended Resolution (111527.1) Approving Polling Place Locations
12. 2012EM206 – Authorizing Professional Services Agreement between City of Flint and Epic Technology Solutions for Information Technology Services (Information Services)
13. 2012EM207 – Liquor License 2415 N. Dort Highway
14. 2012EM208 - #651 – Genesee Waste Services for Landfill Disposal Services (Development)
15. 2012EM209 - #651 – Citizen's Disposal for Landfill Disposal Services (Development)


Maxine Murray, Agenda Clerk


Michael K. Brown, Emergency Manager



**CITY OF FLINT
OFFICE OF EMERGENCY MANAGER
MICHAEL K. BROWN**

TO: Inez Brown, City Clerk
Jerry Ambrose, Finance Director
Pete Bade, Chief Legal Counsel

FROM: Michael K. Brown

THRU: Maxine Murray, Agenda Clerk

DATE: April 27, 2012

SUBJECT: Emergency Manager's Agenda

The following Resolutions were approved by the Emergency Manager for the period ending April 25, 2012.

1. 2012EM210 – Authorizing Settlement of Federal District Court Litigation Samuel Jackson v. City of Flint, Et.Al. Case No. 2:09-cv-11438-DT (Law)
2. 2012EM211 – Authorizing Entering into an Employment Agreement Between the City of Flint and Barnett Jones (Administration)
3. 2012EM212 – Recognizing Friends of the Alfred P. Sloan Museum and the Robert T. Longway Planetarium as a Non-Profit Operating In the City of Flint for the Purpose of Obtaining a Charitable Gaming License Issued by the Michigan Lottery Charitable Gaming Division (Law)
4. 2012EM213 – Proposal #530 – Metron-Farnier for a Polymer Water Meter – in an amount not to exceed \$281,270.00 (Water Fund)
5. 2012EM214 – Proposal #763 – Houseal Lavigne for Preparation of the City of Flint's Master Plan (Administration)

6. 2012EM215 – Proposal #651 – Citizen's Disposal for Landfill Disposal Services (Sanitation)
7. 2012EM216 - #12000006 – Marlette Roofing for Roof Replacement – not to exceed \$18,050.00 (Sewer Fund)
8. 2012EM217 – Approve a Professional Service Agreement with Collin T. Stevens to Serve as Van Driver for Senior Citizens (Parks and Recreation)
9. 2012EM218 – Setting Hearing Date to Consider an Industrial Facilities Exemption Certificate for Blevins Screw Products, Inc. (DCED)
10. 2012EM219 – Budget Adjustment in the Amount of \$99,200.00 for Expense Appropriation (NSP1) (DCED)
11. 2012EM220 – Recognizing HOME Investment Partnership Program (HOME) Funds in the Amount of \$267,844.80 Identified on the Federal Integrated Disbursement and Information System (IDIS) and Make Said Funds Available in the City's BS&A System (DCED)
12. 2012EM221 – Enter into Change Order Number Two with Flint Neighborhood Improvement and Preservation Project, Inc. (Flint NIPP) to Add \$100,000.00 to the Initial Contract and Extend the FY07-08 Home-First Home Rehabilitation Contract in the Amount of \$422,353.00 Until September 30, 2012 (DCED)
13. 2012EM222 – Enter into Change Order One with 09-090 Flint Neighborhood Improvement and Preservation Project, Inc., (Flint NIPP) in Order to Extend the FY09-10 HOME CHDO Operating Contract In the Amount of \$25,000.00 Until September 30, 2012 (DCED)
14. 2012EM223 – Setting Hearing Date to Consider an Industrial Facilities Exemption Certificate for Extreme Precision Screw Products, Inc. (DCED)
15. 2012EM224 – Enter Into Change Order One with Flint Neighborhood Improvement and Preservation Project, Inc. (Flint NIPP) In Order to Extend the FY08-09 Home Purchase Rehabilitation Resale Contract In The Amount of \$250,000.00 Until September 30, 2012 (DCED)

16. 2012EM225 – Budget Adjustment in the Amount of \$69,181.00 for Expense Appropriation (DCED0)
17. 2012EM226 – Resolution to Concur with the Provisions of the Proposed Amendment No. 3 to the Brownfield Plan for the Redevelopment of Genesee County Land Bank Authority Parcels in the City of Flint (DCED)
18. 2012EM227 – Authorizing a Change Order to the Current Contract with Security Countermeasures & Technology Services, 37637 Five Mile Road Street, 244 Livonia, MI for Computer Technology Service (Police)
19. 2012EM228 – Business Licenses: Building Contractor, Nicholas Pipitone, Field Construction Inc, 24442 Warren, Dearborn Heights, MI 48127 and Second Hand Dealer: Kellie Brindley, Julies Pawn Shop, Inc., 1638 S. Saginaw Street, Flint, MI 48503; Auctioneer License: Auction.com LLC, 1 Mauchly, Irvine, CA 92618 (City Clerk -Licensing)
20. 2012EM229 – Liquor License Request for 405 S. Dort Highway (City Clerk –Licensing)
21. 2012EM230 – Sidewalk Builders Bonds (City Clerk – Licensing)
22. 2010EM231 – Business License – Car Wash – Georgia Randolph-Young, Quick Wash, 4115 N. Dort Highway, Flint, MI 48505 (City Clerk – Licensing)
23. 2012EM232 – Auctioneer's Bonds – Mark Buleziuk, Auctioneer as the Principal, and Travelers Casualty and Surety Company of America, as the Surety (Continuation Certificate/Surety Bond and Power of Attorney) Michael E. Carr, Auctioneer, as the Principal, and Travelers Casualty and Surety Company of America, as the Surety. (Continuation Certificate/Surety Bond and Power of Attorney) Jeffery Frieden, Auctioneer, as the Principal and Travelers Casualty and Surety Company of America, as the Surety. (Continuation Certificate/Surety Bond and Power of Attorney) (City Clerk - Licensing)

- 24. 2012EM233 – Enter into a Contract with DiPonio Contracting, Inc. in an Amount Not to Exceed \$594,567.90 (DCED)
- 25. 2012EM234 – Cancel Spending Authority and Revenue Recognition in Various 2011-2012 Community Development Block Grant CDBG Program Accounts in the Amount of \$583,277.00 For Reprogramming Availability (DCED)
- 26. 2012EM235 – Resolution to Amend the City of Flint's 2011-2012 Action Plan and Enter into Contracts with Various Agencies (DCED)


Maxine Murray, Agenda Clerk


Michael K. Brown, Emergency Manager



**CITY OF FLINT
OFFICE OF EMERGENCY MANAGER
MICHAEL K. BROWN**

TO: Inez Brown, City Clerk
Jerry Ambrose, Finance Director
Pete Bade, Chief Legal Counsel

FROM: Michael K. Brown

THRU: Maxine Murray, Agenda Clerk

DATE: May 9, 2012

SUBJECT: Emergency Manager's Agenda


The following Resolutions were approved by the Emergency Manager the week ending May 4, 2012.

1. 2012EM087.1 – Amended Resolution Approving the Appointment of Isaiah Oliver to the Board of Hospital Managers (Administration)
2. 2012EM236 – Purchasing Nol 11000184 – Dean Holmes Excavating for Additional Repairs to a 72" Water Main (Water Fund)
3. 2012EM237 – Liquor License request for 2341 S. Dort Highway
4. 2012EM239 – Extending the Employment of Alvern Lock (Administration)
5. 2012EM240 – Approving the Reappointment of Carl Bekofske to the Board of Hospital Managers (Administration)
6. 2012EM241—Approving the Appointment of Karen Weaver to the Board of Hospital Managers (Administration)

7. 2012EM242 – Approving the Reappointment of Marilyn Fuller to the Board of Hospital Managers (Administration)
8. 2012EM243 – Authorization to Issue a Purchase Order to Idealease of Flint, Inc. in the Amount of \$16,915.05 for the Rental of Demolition Equipment (Development)
9. 2012EM244 – Budget Amendment in the Amount of \$20,000.00 for Expense Appropriation (DPW – Water Pollution Control)
10. 2012EM245 – Enter into a Third Change Order to Extend the Current Contract Number 10-003 with Operation Unification to acquire, rehabilitate and sell, for the Neighborhood Stabilization Program (NSP) Area 3 until December 31, 2012 (DCED)
11. 2012EM246 – Proposal 696 – Lanzo Lining, Inc. for Sewer Relining (Sewer Fund)
12. 2012EM247 – Resolution to Grinder Crusher Screen for a Compost Screen Machine (Fleet/Central Garage Fund)


Maxine Murray, Agenda Clerk


Michael K. Brown, Emergency Manager



**CITY OF FLINT
OFFICE OF EMERGENCY MANAGER
MICHAEL K. BROWN**

TO: Inez Brown, City Clerk
Jerry Ambrose, Finance Director
Pete Bade, Chief Legal Counsel

FROM: Michael K. Brown

THRU: Maxine Murray, Agenda Clerk

DATE: May 16, 2012

SUBJECT: Emergency Manager's Agenda


The following Resolutions were approved by the Emergency Manager for the period ending May 15, 2012.

1. 2012EM248 – Bid #12-010 – AIS Construction – tractor mounted hydraulic breaker repairs - \$20,000.00 (WSC)
2. 2012EM249 – Bid #12-004 – Chippewa Asphalt Paving – paving Flint River Trail sections - \$40,399.25 (Parks & Recreation)
3. 2012EM250 – Bid #11-034 – Carrier & Gable – traffic controller parts - \$38,500.00 (Traffic Engineering)
4. 2012EM251 – Approving the Appointment of Ward Chapman as Part-Time Special Assistant City Attorney (Administration)
5. 2012EM252 – Approving the Appointment of Gary Bates to the Position of Consultant for Human Resources and Labor Relations (Human Resources)
6. 2012EM253 – Confirming Replacement of Rev. Latrelle Holmes with Rev. Phillip Thompson to serve on the City of Flint Emergency Manager's Advisory Committee (Administration)

7. 2012EM254 – Resolution to Reduce the City's General Ledger Accounts on the BS&A System by \$58,401.03 to Reconcile with Community Development Block Grant (CDBG) Funds Identified on the Federal Integrated Disbursement and Information Systems (IDIS) (DCED)
8. 2012EM255 – Submission of the 2012-13 Annual Action Plan of the Consolidated Plan to the U.S. Department of Housing and Urban Development, and Approval of the Proposed Uses and Funding Recommendations for Community Development Block Grant and HOME Investment Partnership Funds for the 2012-13 Program Year (DCED)
9. 2012EM256 – Budget Adjustment to Transfer \$100,000.00 Expense Appropriation (Water Service Center)
10. 2012EM257 – Temporary (180 Days) Moratorium on Construction, Substitution, Placement or Installation of any Dynamic Display Sign Within the City of Flint (Administration)
11. 2012EM258 – Liquor License request for 1940 W. Hemphill Road (City Clerk – Licensing)
12. 2012EM259 – Budget Adjustment to Move Funds from Wages and Salaries to Overtime (Parks and Recreation – Forestry)
13. 2012EM260 – Resolution Concerning Citizens Service Bureau Lawsuits: Denial of Indemnification and Approval of Collection Efforts (Administration)


Maxine Murray, Agenda Clerk


Michael K. Brown, Emergency Manager



**CITY OF FLINT
OFFICE OF EMERGENCY MANAGER
MICHAEL K. BROWN**

TO: Inez Brown, City Clerk
Jerry Ambrose, Finance Director
Pete Bade, Chief Legal Counsel

FROM: Michael K. Brown

THRU: Maxine Murray, Agenda Clerk

DATE: May 23, 2012

SUBJECT: Emergency Manager's Agenda

The following Resolutions were approved by the Emergency Manager for the period ending May 23, 2012:

1. 2012EM261 – Authorizing Settlement of the Worker's Compensation Claim of Maralina Allen (Law)
2. 2012EM262 – Authorizing Settlement of the Worker's Compensation Claim of Robert White (Law)
3. 2012EM263 – Authorizing Settlement of the worker's Compensation Claim of Michelle Champion (Law)
4. 2012EM264 – Liquor License Request for 836 S. Saginaw Street (City Clerk – Licensing)
5. 2012EM265 – Liquor License Request for 836 S. Saginaw Street (City Clerk – Licensing)

6. 2012EM266 – Proposal #651 – Citizen's Disposal – additional landfill disposal – (Development)
7. 2012EM267 – Proposal #650 – Central Concrete – redi-mix concrete - \$20,187.00 (Street Maintenance)
8. 2012EM268 – Authorizing Payment to Resource Recycling Systems, Inc. for EECBG Grant Compliance Project (Law)
9. 2012EM269 – Authorization to Move \$100,000.00 of Unused MSHDA Matching Funds Into Uncommitted Revenue Account In Order to Complete Contract 07-078. (DCED)
10. 2012EM270 – Authorizing Appropriate City of Flint Officials To Do All Things Necessary to Process a Budget Adjustment in the Amount of \$1,000.00 NSP2 Expense Appropriation (DCED)
11. 2012EM271 – Authorization to Enter into a Contract with Rowe Professional Services Company to Provide Construction Engineering Services and other related work for the Lippincott Blvd. Roadway Rehabilitation Project (Transportation)
12. 2012EM272 – Authorization to Enter into a Contract with Rowe Professional Services Company to Provide Construction Engineering Services and other related work for the Stewart Avenue Roadway Rehabilitation Project (Transportation)
13. 2012EM273 – Authorization to Enter into a Contract with Rowe Professional Services Company to Provide Preliminary Engineering Services (SERVICES) for the Pierson Road CMAQII Project (DPW)
14. 2012EM274 – Authorization to Enter into a Contract with Rowe Professional Services Company to Provide Preliminary Design and Engineering Services and other related work for the Grand Traverse Over Tread Creek Bridge Rehabilitation Project (DPW)
15. 2012EM275 – Authorization to Enter into MDOT Contract No. 12-5158, Job No. 114111 for the purpose of Fixing the Rights and Obligations of the Parties in Agreeing to the Performance of Preliminary Engineering for the Pierson Road CMAQII Project (DPW)

16. 2012EM276 -- Confirm the City of Flint's Support of the Local Bridge Program Funding Application Submitted to MDOT and Ability to Fund the Five Percent 5% Local Share of Construction Costs from Funding Available in the 202 Major Street Fund (DPW)
17. 2012EM277 -- Budget Amendment in the Amount of \$12,570.00 Expense Appropriation (Water Pollution Control)
18. 2012EM278 -- Authorizing the Sale of City Owned Land to Luther D. Hill Jr. (Planning/Zoning/Real Estate)
19. 2012EM279 -- Authorizing the Sale of City Owned Land to Kalecia Morgan (Planning/Zoning/Real Estate)
20. 2012EM280 - Authorization to Enter into a Second Change Order with Global Environmental Engineering, Inc. (12-012), for \$5,475.64 to Provide Additional Supporting Environmental Reports related to Smith Village Project Environmental Compliance. Funds are from the NSP2, and were Allocated through the Michigan State Housing Development Authority (DCED)


Maxine Murray, Agenda Clerk


Michael K. Brown, Emergency Manager

Section Separator

(c) A description of each loan sought, approved, or disapproved during the reporting period that has a cumulative value of \$5,000.00 or more and the proposed use of the funds.

The Deficit Elimination Plan (attached) was submitted on April 6, 2012. Pursuant to that plan, the City has submitted a request to the State Administrative Board for authorization to borrow up to \$9.3 million in Fiscal Stabilization Bonds.

April 6, 2012

Harlan Goodrich, Manager
Local Audit and Finance Division
Department of Treasury
P.O. Box 30728
Lansing, MI 48909-8228

RE: 25-2-040
City of Flint
Deficit Elimination Plan

Dear Mr. Goodrich,

This letter provides the City of Flint plan to address the deficits for the fiscal year ended June 30, 2011, as noted in your letter of January 27, 2012. Those deficits were as follows:

General Fund -	\$ 8,863,134
Water Supply Division -	\$12,443,265
Downtown Development Authority -	\$ 778,018

As you know, the City of Flint is confronted with a financial emergency, and has been in receivership since November, 2011. My primary focus since being appointed is to see the City return to financial solvency in order that Flint can become the thriving municipality it once was.

In the City's financial condition, it is unrealistic to assume that these deficits, as well as the deficits accumulating this year, can be addressed from any existing financial sources within the City. We have been and continue to propose borrowing the necessary funds to eliminate accumulated deficits, other than deficits arising from inclusion of OPEB liabilities in our enterprise funds i.e., Water and Sewer. It is clearly not possible at this time to fund those deficits, and our approach is to reduce our liability by modifying provisions related to retiree health care.

However, this strategy will work only if we can demonstrate that in future years the City can manage its financial affairs and live within its means. Consequently, our work since being appointed in December, 2011 has been to take the steps necessary to develop and implement a spending plan for FY13 which is credibly balanced and which includes the budgetary allocation necessary to provide for the debt service associated with additional borrowing. I am pleased to report that we are making significant progress in that regards, and that I expect within the next two weeks to publicly announce a budget for FY13 which meets that criteria.

Specific to the FY11 deficits identified in your letter of January 27, 2011, we have determined that the \$12.4 million deficit in the Water Supply Division Fund is accounted for entirely by the inclusion of OPEB liabilities. In lieu of funding that deficit, which we do not see as possible, we are in the process of modifying labor contracts to 1) contain the city's costs with regards to current employees, and 2) eliminate retiree healthcare as a benefit for new employees. We are engaging all of our unions on this topic, and have at least one Tentative Agreement with one union which does both.

With respect to the \$778,018 deficit in the Downtown Development Authority, we have determined that the DDA's commitment to funding the debt service for the Parking Ramps is unrealistic, as declining property values have decreased their revenues, and as net revenues from parking debt operations have not realized its expectations. As a result, the City, as guarantor of the bonds, has made the necessary debt service payments, and has also recorded the nonpayment as a liability to the DDA and as a receivable to the City. Going forward, the City is working with the DDA to reduce its operational expenses in order to increase the amount they will pay for the debt service. However, the City will recognize in its budget that it will be paying a portion of debt service, and it will no longer record that amount as a liability of the DDA or as a receivable to the City.

With respect to the \$8,863,134 accumulated deficit in the General Fund, we are proposing that the state authorize borrowing that amount in the form of Fiscal Stabilization Bonds or other appropriate instruments, with the City budgeting debt service from within the 2.5 mills required by City Charter to be set aside for capital improvements and/or debt service. The fund is projected have a balance of approximately \$900,000 by June 30, 2012. The 2.5 mill levy and DDA payment is projected to generate \$2.3 million in FY13, with projected expenses of \$1.9 million. For FY14, while the levy and DDA payment may generate only \$2.1 million, projected expenses will drop to approximately \$1.4 million, as existing debt for equipment purchases drops off. The unallocated revenue stream to be realized in FY13, and its projected continuation into FY14 and beyond, will be sufficient for the debt service on \$8.9 million. Existing fund balance and the commitment to budget any additional necessary debt service in the General Fund, will assure that the City is positioned to meet its obligations associated with this issuance. Additionally, we have confirmed with our financial consultant that sufficient unpledged revenue sharing funds exist to secure the payments if necessary.

Finally, as you are aware, we are anticipating an additional deficit in the General Fund for FY12, currently projected to be as large as the FY11 deficit. Again, we are working aggressively to implement a balanced budget for FY13, based on credible revenue and expense estimates. We will be factoring the reality of this additional deficit into our future financial planning, including the integration of additional debt service obligations.

If you have any questions, please feel free to contact me at 810-237-2027 or City Finance Director Jerry Ambrose at 517-230-9793.

Sincerely,



Michael K. Brown, Emergency Manager
City of Flint

Capital Improvements Fund Projections

	<u>FY11</u>	<u>FY12</u>	<u>FY13</u>	<u>FY14</u>	<u>FY15</u>	<u>FY16</u>	<u>FY17</u>
<u>REVENUES</u>							
Property Tax	\$ 2,822,945	\$ 2,413,000	\$ 1,930,400	\$ 1,737,360	\$ 1,650,492	\$ 1,567,967	\$ 1,567,967
DDA payment	\$ 676,066	\$ 432,200	\$ 388,980	\$ 369,531	\$ 351,054	\$ 333,502	\$ 333,502
Interest							
Other							
TOTAL REVENUES	\$ 3,499,011	\$ 2,845,200	\$ 2,319,380	\$ 2,106,891	\$ 2,001,546	\$ 1,901,469	\$ 1,901,469
<u>EXPENSES</u>							
FY04 Financial Recovery Bond	\$ 1,458,319	\$ -	\$ -	\$ -	\$ -	\$ -	\$ -
Honeywell Contract	\$ 58,709	\$ -	\$ -	\$ -	\$ -	\$ -	\$ -
FY11 Fiscal Stabilization Bond	\$ -	\$ 440,755	\$ 600,142	\$ 602,104	\$ 600,192	\$ 602,754	\$ 604,417
Parking Deck Bond	\$ 668,778	\$ 726,598	\$ 726,953	\$ 726,163	\$ 724,213	\$ 726,213	\$ 727,013
Notes Payable to Sewer Fund	\$ 1,205,536	\$ 400,000	\$ 466,953	\$ -	\$ -	\$ -	\$ -
Capital Outlays	\$ 714,623	\$ 1,184,359	\$ 100,000	\$ 100,000	\$ 100,000	\$ 100,000	\$ 100,000
Due from DDA Parking Deck - Write-off		\$ 1,171,848					
Expenses w/o FY12 Fiscal Stabilization Bond	\$ 4,105,965	\$ 3,923,560	\$ 1,894,048	\$ 1,428,267	\$ 1,424,405	\$ 1,428,967	\$ 1,431,430
<i>Proposed \$9.0 FY12 Fiscal Stabilization Bond - Estimate</i>	<i>\$ -</i>	<i>\$ -</i>	<i>\$ 495,849</i>	<i>\$ 675,160</i>	<i>\$ 677,367</i>	<i>\$ 675,216</i>	<i>\$ 678,098</i>
TOTAL EXPENSES with FSB	\$ 4,105,965	\$ 3,923,560	\$ 2,389,897	\$ 2,103,427	\$ 2,101,772	\$ 2,104,183	\$ 2,109,528
Net Revenues	\$ (606,954)	\$ (1,078,360)	\$ (70,517)	\$ 3,464	\$ (100,226)	\$ (202,714)	\$ (208,059)
Beginning Fund Balance	\$ 3,759,555	\$ 1,980,753	\$ 902,393	\$ 831,876	\$ 835,340	\$ 735,114	\$ 532,400
Ending Nonspendable Fund Balance	\$ 1,171,848	\$ -	\$ -	\$ -	\$ -	\$ -	\$ -
Ending Unassigned Fund Balance	\$ 1,980,753	\$ 902,393	\$ 831,876	\$ 835,340	\$ 735,114	\$ 532,400	\$ 324,342

Section Separator

(d) A description of any new position created or any vacancy in a position filled by the appointing authority.

New Position

Public Safety Administrator - Barnett Jones (Resolution 2012EM211)

Infrastructure & Development Administrative Assistant - Elizabeth Murphy (Resolution 2011EM009 and 2011EM009.1)

Infrastructure & Development Director - Howard Croft (Resolution 2012EM088)

Economic Development Director - David Solis (on loan from Priority Children)

Information Systems Coordinator - Paul Knific (Resolution 2012EM206)

Public Information Officer - Jason Lorenz (Resolution 2012EM198)

Deputy City Attorney - Ward Chapman (Resolution 2012EM251)

Human Resources / Human Relations Director (combined position) - Erycka Hunter (Resolution 2012EM163 and 2012EM163.1)

****Position descriptions do not exist for the above; please refer to the Emergency Manager's Resolutions.**

Vacancies filled by EM

Finance Director - Jerry Ambrose (Resolution 2011EM007)

HR/LR Director (combined with Human Relations) - Erycka Hunter (Resolution 2012EM163 and 2012EM163.1)

Treasurer - Doug Bingaman (Resolution 2011EM008)

Master Planner - Megan Hunter (Resolution 2012EM079)

Associate Planner (2 positions)

Section Separator

(e) A description of any position that has been eliminated or from which an employee has been laid off.

Eliminated Positions

Green Coordinator (no position description exists)

Citizens Services Director (no position description exists)

Ombudsman (City Charter Description: See below) EM Order 5

Civil Service Commission (City Charter Description: See below) EM Order 6

Director

Principal Clerk Stenographer

City Administrator

Executive Assistant to the City Administrator

3-501 OMBUDSMAN

- A. The Ombudsman shall be appointed by a two-thirds (2/3) majority of City Council members elect.
- B. The initial appointment shall be made within three (3) months after the date on which the first City Council elected under this Charter takes office.

3-502 TERM OF OFFICE

- A. The Ombudsman's term is seven (7) years.
- B. The Ombudsman may be removed for cause by three-fourths (3/4) of the City Council members elect.
- C. Any person who has held the position of Ombudsman under this Charter is not eligible for reappointment.

3-503 VACANCY

If a vacancy occurs in the office of Ombudsman, the City Council shall, within sixty (60) days, fill the office for a seven (7) year term.

3-504 JURISDICTION

- A. The Ombudsman may investigate official acts of any agency which aggrieve any person. The authority of the Ombudsman extends equally to all agencies.
- B. The Ombudsman shall have no power to investigate any matter under the jurisdiction of the Civil Service Commission.
- C. The Ombudsman, in accordance with Section 1-801 of this Charter, shall establish rules for receiving and processing complaints, conducting investigations and hearings, and reporting findings. No fee shall be levied for the filing or investigation of complaints.

3-505 POWERS OF INVESTIGATION

- A. The Ombudsman may request and shall be given necessary assistance and information by each agency.
- B. The Ombudsman may subpoena witnesses, administer oaths, take testimony, require the production of evidence relevant to a matter under investigation, enter and inspect premises within the control of any agency.

during regular business hours, and establish rules of procedure in accordance with Section 1-801 of this Charter.

- C. To enforce a subpoena or order for production of evidence or to impose any penalty prescribed for failure to obey a subpoena or order, the Ombudsman shall apply to the appropriate court.

3-506 DELEGATION OF POWERS

The Ombudsman may delegate in writing to a member of his or her staff the power to administer oaths and take testimony. A delegation is revocable at will and does not prevent exercise of any power by the Ombudsman.

3-507 CORRESPONDENCE FROM PERSON DETAINED

Any letter to the Ombudsman from a person in a place of detention, penal or otherwise, under the control of an agency shall immediately be forwarded, unopened, to the Ombudsman.

3-508 CONSULTATION REQUIRED

- A. No report or recommendation that criticizes an official act shall be announced until every agency or person affected is allowed reasonable opportunity to be heard with the aid of counsel.
- B. Thereafter, if the Ombudsman believes it necessary to make a formal report, a copy of any statement made by an agency or person affected shall accompany the report.

3-509 REPORTS

The Ombudsman shall report at least annually to the City Council action taken under this Chapter. All reports shall be made public.

3-510 DUTY TO REPORT ILLEGAL ACTS

If the Ombudsman has probable cause to believe that any elective officer, appointee, employee, or member of an agency, or any person doing or seeking to do business with an agency has committed or is committing any illegal act, the Ombudsman shall promptly refer the matter to the appropriate authorities.

3-511 OBSTRUCTION

The office or position of any elective officer or appointee who willfully and without justification or excuse obstructs any investigation of the Ombudsman by withholding documents or testimony may be forfeited.

3-512 IMMUNITY

The Ombudsman and staff shall be, to the full extent permitted by state law, immune from any suit based on any report or communication performed within the scope of official duties.

3-513 LIMITATIONS

The Ombudsman may not hold any office of trust or profit other than that of Ombudsman, or engage in any occupation for profit outside the duties of this office.

No person shall be eligible to appointment to the office of Ombudsman who has held any elective City office within two (2) years prior to the time of appoint-

ment. The Ombudsman is not eligible to hold any City office for two (2) years after leaving the position.

3-514 REMEDIES CUMULATIVE

The remedies of this Chapter are additional to those provided under any other law.

3-515 SALARY AND OTHER COMPENSATION

The salary and other compensation of the Ombudsman is equal to that of the City Clerk.

3-516 STAFF

The Ombudsman shall be granted a budget adequate to allow such staff as is reasonable and proper for the performance of the duties of said office. All staff members shall be appointed by and serve at the pleasure of the Ombudsman.

3-517 REFERENDUM

The question of whether the office of Ombudsman shall be retained shall be submitted to the voters of the City of Flint at the general election of November, 1980. If the question fails, the office will terminate on the first day of the following January.

Civil Service Commission Director

5-102 STAFF

- A. The staff of the Civil Service Commission shall include a Director. The Director shall be appointed by and responsible to the Civil Service Commission.
- B. The Civil Service Commission may hire additional staff as required.
- C. Removal
 - 1. The Civil Service Director shall be subject to removal from office by a vote of five (5) members of the Civil Service Commission.
 - 2. Such removal may occur only after written notice of reasons for removal are delivered to the Director at least one (1) month prior to the date of a public hearing conducted in accordance with due process of law.

5-103 APPROPRIATIONS

The City shall provide annual appropriations that are necessary and sufficient for the Civil Service Commission to conduct its business.

5-104 RULE-MAKING

The Civil Service Commission shall make rules necessary for the orderly and efficient conduct of its business. Said rules shall conform to the provisions concerning rule-making in Section 1-801 of this Charter.

5-201 DUTIES

- A. The Civil Service Commission shall be responsible for (1) enforcing the Merit Principle in all aspects of personnel administration in the City; (2) receiving, investigating and deciding disputes between the City and any of its employees in the Classified Service; (3) protecting City employees from political pressures; and (4) advising the chief personnel officer, Mayor, City Council and the Board of Hospital Managers concerning personnel administration

Section Separator

(f) A copy of the contract with the emergency manager as provided in section 15(5)(e).



RICK SNYDER
GOVERNOR

STATE OF MICHIGAN
DEPARTMENT OF TREASURY
LANSING

ANDY DILLON
STATE TREASURER

CONTRACT FOR EMERGENCY MANAGER SERVICES

Rick Snyder, Governor (Governor) of the State of Michigan retains and appoints Michael K. Brown as the Emergency Manager (Emergency Manager) for the City of Flint (City) under Public Act 4 of 2011, the Local Government and School District Fiscal Accountability Act, MCL 141.1501 *et seq.* (the Act). The services the Emergency Manager will provide to the City will be pursuant to the terms and conditions set forth in this Contract and the Act.

The Emergency Manager's role is to remedy the financial distress of the City by requiring prudent fiscal management and efficient provision of services. The Emergency Manager will exercise the necessary authority conferred by the State to take appropriate action on behalf of the City and its residents.

1. PARTIES, PURPOSE, DUTIES, AND REPORTS

1.1 Parties. The parties to this Contract are the State of Michigan by the Governor and Michael K. Brown, Emergency Manager.

1.2 Purpose. The parties to this Contract agree that Michael K. Brown will act as the Emergency Manager for the City. The Emergency Manager's duties and responsibilities are delineated in the Act and include conducting all aspects of the operations of the City and establishing and implementing a financial and operating plan pursuant to Section 18 of the Act.

1.3 Duties. The Emergency Manager shall possess all the powers and duties authorized under the Act, including those specifically related to municipal governments. In addition, the Emergency Manager shall work cooperatively with the Governor and the Treasurer (State Treasurer) of the State of Michigan. The Emergency Manager agrees to keep these officials informed of major initiatives to be undertaken in furtherance of this Contract before the public announcement of any such initiative. The Emergency Manager shall seek the approval of the Treasurer before entering into a new collective bargaining agreement, or before proposing publicly a change to the City's charter.

1.4 Reports. The Emergency Manager shall file the quarterly reports required by Section 15(7) and Section 22 of the Act beginning on June 1, 2012.

1.5 Advisory Committee. The Emergency Manager shall, within thirty (30) days of assuming the responsibilities of Emergency Manager, recommend to the State Treasurer the appointment of an advisory committee consisting of three to five members. The membership shall be one representative of the City's elected officials, one representative of the Flint business community, one citizen of Flint and up to two more persons with interest in and knowledge of

the Flint community and relevant professional skills to assist the Emergency Manager. The purpose of the committee will be to provide advice and counsel to the Emergency Manager regarding the Manager's decisions and actions to resolve the City's distress. The Emergency Manager shall meet with the advisory committee regularly, but no less frequently than monthly.

1.6 Communications. The Emergency Manager shall establish appropriate protocol for ongoing communications with the City's elected officials, the community of Flint and the media. The communication protocol should include a variety of means, including personal interactions.

2. TERM OF CONTRACT, EFFECTIVE DATE, AND OATH OF OFFICE

2.1 Term of Contract. The Emergency Manager shall serve at the pleasure of the Governor as provided in Section 15 of the Act.

2.2 Effective Date. This contract is effective as of December 1, 2011.

2.3 Oath of Office. The Emergency Manager shall take and subscribe an oath of office administered by an official authorized to administer oaths under the laws of Michigan and file such oath with the Office of the Great Seal.

3. COMPENSATION FOR SERVICES PROVIDED

3.1 Source of Payment. The City is required to pay the compensation of the Emergency Manager for all services rendered and for all expenses incurred under this Contract.

3.2 Salary. The Emergency Manager's annual salary for services rendered under this Contract shall be \$170,000 per year. If this Contract is terminated after the Emergency Manager has provided services for a portion of the month, the Emergency Manager shall be entitled, for that portion of that month, to one twelfth of the Emergency Manager's annual salary, multiplied by the proportion that the number of days of the month for which services were provided bears to the number of days of the whole month.

3.3 Payment for Services. The Emergency Manager shall be paid in equal bi-weekly installments consistent with the established written policies and procedures of the City. The compensation paid is subject to concessions and furloughs similar to those imposed on non-union executive staff of the City during the term of this Contract. If requested by the State, the Emergency Manager shall provide additional information for services performed pursuant to this Contract.

3.4 Reimbursement for Actual and Necessary Expenses. The actual and necessary expenses of the Emergency Manager will be reimbursed, including customary expenses related to travel, meals, and lodging, incurred and connected to services for the City. The Emergency Manager shall provide original copies of all receipts for meals, lodging, and travel reimbursement with his billings.

4. ADDITIONAL STAFF AND CONSULTANT FEES

4.1 Staff. The Emergency Manager may, as provided in the Act, appoint additional staff as necessary to fulfill the obligations of his appointment and duties under this Contract. Payment of compensation for additional staff will be the obligation of the City. While authority to hire additional staff rests with the Emergency Manager, the Emergency Manager agrees to consult with the State Treasurer, or the designee of the State Treasurer, at least 24 hours before extending offers of employment for positions paying \$50,000.00 or more annually.

4.2 Professional Assistance. The Emergency Manager may, as provided in the Act, secure professional assistance as necessary to fulfill the obligations of his appointment and duties under this Contract. Payment of compensation for additional professional assistance will be the obligation of the City. The Emergency Manager agrees to seek approval by the State Treasurer, or the designee of the State Treasurer, at least 24 hours before authorizing professional services contracts of \$50,000.00 or more per engagement or project.

4.3 Security. The Emergency Manager will be entitled to receive security protection in connection with his duties under this Contract. Security personnel will be retained only upon the approval of the State Treasurer, or the designee of the State Treasurer, and only after consultation with the Director of the Michigan Department of State Police, or her designee. Payment of compensation for security personnel will be the obligation of the City.

5. REPRESENTATIONS

5.1 Qualifications. The Emergency Manager, by signing this Contract, represents that he meets the minimum qualifications for appointment set forth in the Act.

5.2 Conflict of Interest. The Emergency Manager represents and warrants that, to his knowledge, he has no personal or financial interest, and will not acquire any such interest, that would conflict in any manner or degree with the performance of this Contract.

5.3 Non-competition. The Emergency Manager represents and warrants that he is not subject to any non-disclosure, non-competition, or similar clause with current or prior clients or employers that will interfere with the performance of this Contract. The State will not be subject to any liability for any such claim.

5.4 Facilities and Personnel. The City will provide the Emergency Manager with proper facilities and personnel to perform the services and work required to be performed pursuant to this Contract.

5.5 Records. The Emergency Manager shall maintain complete records in accordance with generally accepted accounting practices and sound business practices. This requirement applies to all information maintained or stored in the computer system of the Emergency Manager or computer system of the City. The State and its designees shall have the right to inspect all records related to this Contract.

5.6 Non-Discrimination.

a) The Emergency Manager must comply with Public Act 220 of 1976, the Persons with Disabilities Civil Rights Act, MCL 37.1101 *et seq.*, and all applicable federal, State and local fair employment practices and equal opportunity laws. The Emergency Manager covenants that he will not discriminate against any employee or applicant for employment with respect to hire, tenure, terms, conditions, or privileges of employment, or a matter directly or indirectly related to employment, because of a disability that is unrelated to the individual's ability to perform the duties of a particular job or position. The Emergency Manager must impose this covenant upon every subcontractor that enters into an agreement for the performance of any obligation imposed by this Contract. A breach of this covenant is a material breach of this Contract.

b) The Emergency Manager must comply with Public Act 453 of 1976, the Elliott-Larsen Civil Rights Act, MCL 37.2101 *et seq.*, and all applicable federal, State and local fair employment practices and equal opportunity laws. The Emergency Manager covenants that he will not discriminate against an employee or applicant for employment with respect to hire, tenure, terms, conditions, or privileges of employment, or a matter directly or indirectly related to employment, because of race, color, religion, national origin, age, sex, height, weight, or marital status. The Emergency Manager must impose this covenant upon every subcontractor that enters into an agreement for the performance of any obligation imposed by this Contract. A breach of this covenant may be considered a material breach of this Contract.

5.7 Unfair Labor Practices. The Emergency Manager shall not enter into a contract for the performance of any obligation imposed by this Contract with a subcontractor, manufacturer, or supplier whose name appears in the register prepared pursuant to Public Act 278 of 1980, MCL 423.322, of employers found in contempt of court for failure to correct unfair labor practices. The State may void this Contract if the Emergency Manager, or any subcontractor, manufacturer, or supplier of the Emergency Manager that is a party to a contract for the performance of any obligation imposed by this Contract appears in the above mentioned register.

5.8 Independent Contractor. The relationship of the Emergency Manager to the State and to the City under this Contract is that of an independent contractor. Except as specifically provided in the Act, no liability, benefits, workers compensation rights or liabilities, insurance rights or liabilities, or any other rights or liabilities arising out of, or related to, a contract for hire, nor employer-employee relationship, shall arise, accrue, or be implied to either party under this Contract or to an agent, subcontractor, or employee of either party under this Contract, as a result of the performance of this Contract.

6. NOTICES

6.1 The State Treasurer is the designee of the State for this Contract unless notice of another designation is provided by the Governor. All notices, correspondence, requests, inquiries, billing statements, and other documents mentioned in this Contract shall be directed to the attention of the State Treasurer, Andy Dillon, and to the following:

For the State:

Roger Fraser
Deputy State Treasurer for Local Government Services
Richard H. Austin Building, 430 West Allegan Street
Lansing, Michigan 48922
Phone: (517) 373-3223

Fredrick Headen
Director, Bureau of Local Government Services
Richard H. Austin Building, 430 West Allegan Street
Lansing, Michigan 48922
Phone: (517) 373-3305

For the Emergency Manager:

Michael K. Brown
City of Flint
1101 South Saginaw Street, Flint, Michigan 48502

7. LIMITATION UPON LIABILITY

7.1 The State. The State, the Governor, the Treasurer, and all other State officials are not liable for any obligation of or claim against the City resulting from actions taken in accordance with the Act or this Contract. The State, the Governor, the Treasurer, and all other State officials are not liable for any obligation of or claim against the City or the Emergency Manager resulting from actions of the Emergency Manager that are outside the scope of his authority granted by the Act or by this Contract or that are deemed to be gross negligence.

7.2 The Emergency Manager. Pursuant to Section 25 of the Act, the Emergency Manager is engaging in a governmental function and is immune from liability for any action taken which he reasonably believes to be within the scope of his authority granted by the Act or by this Contract. The Attorney General shall defend any claim, demand, or lawsuit brought against the Emergency Manager as provided for under the Act.

8. INSURANCE

8.1 General. The Emergency Manager may procure and maintain, at the expense of the City, health insurance, life insurance, worker's compensation, general liability, professional liability, and motor vehicle insurance for himself and any employee, agent, appointee, or contractor of the Emergency Manager as may be provided to elected officials, appointed officials, or employees of the City. The insurance procured and maintained by the Emergency Manager may extend to any claim, demand, or lawsuit asserted or costs recovered against the Emergency Manager and any employee, agent, appointee, or contractor of the Emergency Manager as provided in the Act.

8.2 Post-Contract. If, after the date that the service of the Emergency Manager is con-

cluded, the Emergency Manager or any employee, agent, appointee, or contractor of the Emergency Manager is subject to a claim, demand, or lawsuit arising from an action taken during the service of the Emergency Manager, and not covered by a procured insurance policy, litigation expenses, including but not limited to attorney fees, payments in satisfaction of judgments, and payments made in settlement as approved by the State Treasurer pursuant to Section 25(5) of the Act, shall be paid by the City. If such expenses are not paid by the City they shall be treated as a debt owed to the State pursuant to the Act.

8.3 Additional Insurance. If the City has purchased, or otherwise obtained, an errors and omissions policy, then, as provided in the Act, the Emergency Manager may choose to be covered under such policy at the expense of the City.

8.4 Payment by City. All insurance required under this Contract shall be acquired at the expense of the City under valid and enforceable policies, issued by insurers of recognized responsibility. The State reserves the right to reject as unacceptable any insurer.

9. TERMINATION OF CONTRACT AND APPOINTMENT

9.1 Termination by the State.

a) GOVERNOR. The Emergency Manager serves at the pleasure of the Governor, who has the power to rescind the appointment and terminate this Contract at any time, and without cause, by issuing a Notice of Termination to the Emergency Manager.

b) LEGISLATURE. The Emergency Manager may be removed by impeachment and conviction by the Legislature pursuant to the Act.

9.2 Termination Process. Upon receipt of a Notice of Termination, and except as otherwise directed by the Governor, or his designee, the Emergency Manager shall:

a) Cease work under this Contract upon the date and to the extent specified in the Notice of Termination.

b) Incur no costs beyond the date specified by the Notice of Termination;

c) Submit to the State on the date the termination is effective all records, reports and documents as this State shall specify and carry out such directives as the State may issue concerning the safeguarding and disposition of files and property; and

d) Submit within 30 calendar days a closing memorandum and final billing, which shall be paid within 30 days.

9.3 Termination by Emergency Manager. The Emergency Manager may terminate this Contract at any time, with or without cause, with 30 days written notice to the State Treasurer. Within 30 days of his final day of service, the Emergency Manager shall submit a closing memorandum and final billing, which shall be paid within 30 calendar days.

10. GENERAL PROVISIONS

10.1 Governing Law and Jurisdiction. This Contract shall be subject to and construed according to the laws of the State of Michigan, and no action shall be commenced against this State, its agents, or employees for any matter whatsoever arising out of this Contract, in any court other than a Michigan State court.

10.2 No Waiver. A party's failure to insist on the strict performance of this Contract shall not constitute waiver of any breach of the Contract.

10.3 Other Debts. The Emergency Manager represents and warrants that he is not, and will not become, in arrears on any contract, debt, or other obligation to the State of Michigan, including taxes.

10.4 Invalidity. If any provision of this Contract or its application to any persons or circumstances shall, to any extent, be determined by a court of competent jurisdiction to be invalid or unenforceable, the remainder of this Contract shall not be affected, and each provision of this Contract shall be valid and enforceable to the fullest extent permitted by law.

10.5 Headings. Contract section headings are for convenience only and shall not be used to interpret the scope or intent of this Contract.


10.6 Entire Agreement. This Contract represents the entire and exclusive agreement between the parties and supersedes all proposals or other prior agreements, oral or written, and all other communications between the parties.

10.7 Amendment. No Contract amendment will be effective and binding upon the parties to this Contract unless it expressly makes reference to this Contract, is in writing, and is signed by duly authorized representatives of all parties and all the requisite State approvals are obtained.


10.8 Order of Priority. This Contract and the Act shall be read to be consistent one with the other. However, if a conflict is deemed to exist between the terms of this Contract and the Act, the Act shall supersede the terms of this Contract.

STATE OF MICHIGAN

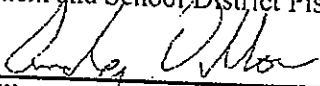
Dated: 11/28/2011


By: Rick Snyder, Governor

Dated: 11/28/2011


Michael K. Brown

Approved as to form and content pursuant to Section 15(5)(e) of Public Act 4 of 2011, the Local Government and School District Fiscal Accountability Act, MCL 141.1501 *et seq.*



Andy Dillon
State Treasurer
State of Michigan

Dated: 11/20/11

Section Separator

(g) The salary and benefits of the emergency manager.

Salary: \$170,000

Benefits: May procure and maintain, at the expense of the City, health insurance, life insurance, worker's Compensation, general liability, professional liability, and motor vehicle insurance.

Section Separator

(h) The financial and operating plan as required under section 18.

Update #1 to the Financial and Operating Plan for the City of Flint (as submitted January 15, 2012)

Section Separator

(h) The financial and operating plan as required under section 18. Update #1 to the Financial and Operating Plan for the City of Flint (as submitted January 15, 2012)

Update #1 to the Financial and Operating Plan for the City of Flint (as submitted January 15, 2012)

Goals

The overall goals for the City are:

1. long-term financial stability;
2. an increase in revenue base to provide quality services to its residents;
3. a reduction in government costs through negotiated union contracts, consolidation and shared services, and ongoing professional development of staff;
4. continue to maintain and modernize the infrastructure of the city in alignment with the current population counts;
5. to streamline the processes necessary for businesses to locate, and continue operations, in the city;
6. to utilize the Master Plan to stabilize and then increase both the commercial and residential base of the city;
7. to provide public safety services, focusing on reducing violent crime, commensurate with cities of comparable size and resources.

Summary of Financial Condition of the City of Flint

Flint Financial Review Team Findings:

- The City has a general fund deficit of \$14,621,546 as of June 30, 2010 which was not eliminated within the two year preceding period.
- The City previously submitted a five year deficit elimination plan for a cumulative general fund deficit of \$7,046,820 as of June 30, 2008. However, by June 30, 2010 the cumulative general fund deficit had grown to \$14,621,546. An updated plan submitted for 2010 does not purport to eliminate the cumulative deficit until 2030 and that relies upon the issuance of an additional \$12 million of debt in 2013.
- A structural operating deficit existed in the general fund as of June 30, 2007, 2008, 2009, 2010 and the general fund is projected to have a \$6,768,864 deficit as of June 30, 2011.

The basic approach to achieve financial solvency has been threefold: first, to develop a realistic analysis of cash flow and to monitor it on an ongoing basis, second, to develop a realistic budget for the City for the FY 13 fiscal year; and third, to ultimately borrow sufficient funds to address the cumulative deficits for FY11 and FY12.

Cash Flow

Immediately upon taking responsibility as Emergency Manager, a realistic analysis of cash flow was developed by the Finance Director, and is being monitored on a monthly basis. Cash flow for this nearly \$200 million operation is minimal at best, with pooled cash balances since January ranging from nearly \$13 million in February to approximately \$8 million at the end of April. These amounts have been slightly above projections. May and June are the months when cash is projected to be at its lowest, and those months are projected to be minimally adequate. July cash will increase with receipt of property tax revenues. (See Attachment # 1: Cash Flow Projection Report)

FY13 Budget

The second step – development of a budget which moves the City toward financial stability – was accomplished with the development of the FY13 budget. That budget was announced by the Emergency Manager in April. (See Attachment # 2: FY(13) Budget)

The process of implementing the FY13 budget is now underway. It is balanced realistically, and encompasses significant revenue increases and expenditure reductions. The process started with a projected gap of \$25 million between projected revenues and projected expenses. The result was a total budget of \$192 million, of which \$82 million is sewer and water; \$58 million is General Fund and \$30 million is federal CDBG.

The budget encompasses expenditure reductions which include the elimination of nearly 150 positions (20% of the workforce); employee concessions including a restructuring of health and pension benefits and employee costs; and various organizational changes. Within the past week, layoff notices have been issued to employees in positions being eliminated, with the goal of having layoffs accomplished prior to July 1, 2012.

On July 1, new health care plans for active and retired employees will be in place, as well changes in pension benefits. For future employees, city retiree health care will no longer be an option, and the traditional defined benefit pension plan for non-police and fire employees will be replaced with a hybrid pension plan. There are also numerous changes which increase management flexibility and reduce other employee costs.

The budget also implements new revenues in order to provide the level of revenues still needed – in spite of expense reductions – to continue the marginal level of city funded public safety personnel and basic city services. These revenues include numerous fee increases; a \$143 annual fee for waste collection (replacing a dedicated 3 mill tax levy); a \$62 special assessment fee for operation, maintenance, and improvement of street lights (currently a \$2.85 million general fund expense); and an overall 25% increase in water and sewer rates (12.5% water; 45% sewer). Unfortunately, the reliance on fees and assessments will create hardship for many of the City's residents. However, the choices for increasing revenues at this time are limited.

If the budget can be implemented as planned, a significant objective- not spending more than the City takes in - will be accomplished, and will have done this while avoiding public safety reductions beyond those associated with expiring grant funds.

However, given the public reaction not only to the budget but to the presence of an Emergency Manager (and all it is perceived by some to represent), there is a strong probability that the City will face several legal challenges. While the challenges may not be sustained in the long term, any impediments to implementing the budget beginning July 1, 2012 will have severe financial impacts.

For example, legal challenges which prohibit the City from implementing revenue increases or expenditure decreases will require immediate actions to further reduce spending – including public safety – and may impact the City's ability to function at an adequate level, particularly in light of the marginal cash flow.

Potential challenges the City may face from budgetary perspective include ones associated with the numerous rate increases incorporated into the budget, changes in retiree health care, and the unilateral implementation of changes to three collective bargaining agreements. It should be noted that the City of Flint was able to reach tentative agreements with three of the six bargaining units. To this point, the City was recently sued over the pending implementation of increased water and sewer rates, by the President of the City Council et al. This is a prime example of litigation that could impede the COF's ability to maintain fiscal solvency.

Financing the Deficits

In April, the Emergency Manager filed a Deficit Elimination Plan focused on the accumulated deficit as of June 30, 2011(See Report section (c)). That plan indicated the City's intent to request authorization to borrow approximately \$9million in Fiscal Stabilization Bonds in order to address the accumulated General Fund deficit, once a credible FY13 budget was in place. On May 24, 2012 the City filed an application for borrowing with the State Administrative Board, and the Department of Treasury has issued a memorandum stating that the request satisfies the necessary statutory requirements. The goal is to complete the borrowing in time for the proceeds to be received in the FY12 fiscal year.

While this borrowing will address the accumulated FY11 deficit, there will be an additional deficit at the end of FY12. It is estimated at this time that an additional \$10 million will need to be financed in order to address the FY12 deficit. However, if the FY13 budget is implemented as it was adopted, there should be no additional General Fund deficit. There will be ongoing deficits in the water and sewer funds, but only as related to unfunded OPEB liabilities.

Advisory and Public Comment Process

The Advisory Committee required by the terms of the Emergency Manager contract was established through EM Order 8. One member has resigned effective May 2, 2012. A replacement was appointed on May 10, 2012.

Five additional advisory committees were formed in order to seek broad expertise, to ensure public engagement and to maintain a sense of continuity with the Mayor and the City Council. The Advisory Committees are:

- Finance/Administration – Chair Armando Hernandez,
- Public Safety – Chair Diana Kelly,
- Infrastructure/Development – Chair George Wilkinson,
- Grants/DCED – Chair Sue Peters,
- Pension and OPEB Underfunding – Chair Ed Kurtz.

These committees reconvened in early May 2012 to review progress to-date and make additional recommendations.

The process of restructuring the executive level management of the organization has continued. The management team and other contracted employees are working on the implementation of the business and operational plan. All contracts over \$50,000.00 were extended with the approval of the Treasury Department.

Throughout February 2012 the Emergency Manager held public meetings in each of the nine wards of the City. The deficit condition was reviewed and the EM took questions and comments from the attendees. Over 700 people participated in these events.

Meetings with City Council were established under EM Order 12. The February 13, 2012 meeting was also the public comment period for the Financial and Operating Plan, as required by PA 4, Section 18. The March 12, 2012 meeting was the presentation of the FY(11) Audit. The FY(13) Budget was presented at the April 23, 2012 meeting. Also, a public presentation of the FY(13) Budget with public comment period was held on April 30, 2012. The May 31, 2012 meeting was devoted to a thorough review of the water and sewer systems, costs, and options available to the City. In total more than 1000 citizens attended the Ward meetings and meetings with Council.

The public reaction to presentations by the Emergency Manager, particularly in relation to the FY 13 Budget were, quite intense. At the Ward meetings we had a mix of interested residents who posed specific questions or made relevant recommendations, along with a group of people who attended each ward meeting. These regular attendees were upset with the P.A. 4 Emergency Manager law, the removal of the Mayor and Council authority, and with Mr. Brown's appointment. These comments were many times verbally aggressive, but overall respectful of the comment process.

As meetings with the City Council began there was uncertainty on both the part of the Council and the public as to how these meetings would work and what capacity the Council had for comment.

We continue to adjust the format of the meetings with City Council to achieve productive citizen input and to share critical information with the public.

At the April 30, 2012 budget meeting the Finance Director was shouted down as he tried to present the budget. The comment period was filled with continued disagreement with PA 4 (The Board of Canvassers reached a tie decision regarding placing PA 4 on the November ballot just 4 days prior to this meeting.), complaints of “taxation without representation” due to the budget plan to implement waste collection and street lighting fees, and an overall level of frustration with several speakers mentioning threats of coming civil disobedience.

In addition to the changes in format of the meetings with City Council, the EM has requested input from community groups on how to broaden outreach and receive input from the public. Alternatives to present meetings with Council were suggested. They include:

1. neighborhood hosted meetings with EM and staff
2. quarterly public meetings with Council and public
3. regular briefings with City Council (3 at a time)
4. inclusion of Council and Mayor on Ad hoc committees focusing on:
 - a. public safety
 - b. finances
 - c. infrastructure
5. creation and dissemination of “fact” sheets on major issues to the public and elected officials. (See Attachment # 3 - Water Forum “Fact Sheet”)

Overall, efforts to collaborate and communicate with the elected leadership and the public will be enhanced utilizing the five steps outlined above. The EM and staff will make similar efforts to communicate with employees regarding critical issues impacting their status and compensation.

Actions Taken To-Date

Orders of the Emergency Manager

Order 1: Termination of Appointments (12/1/11)

Order 2: Elimination of Salaries and Benefits of the Mayor and the City Council (12/2/11)

Orders 3, 4 and 7: Procedures for Purchasing and Procedure for Submission of Resolutions and Ordinances, Budgetary Oversight and Termination of Line Item Levels. (12/8 & 13/11)

Orders 5 and 6: Elimination of the Office of Ombudsman and Civil Service Commission (12/8/11)

Order 8: Advisory Committee (12/19/11)

Orders 9 and 10: Mayor and Council Members Responsibilities and Partial Restoration of Compensation (12/20/11)

Order 11: Procedure for Submission of Matters Involving a Recommendation by the Planning Commission (1/11/12)

Order 12: Monthly Meetings with Flint City Council (1/11/12)

Order 13: Modification of Section 10 of the settlement agreement and release of all claims dated OCTOBER 2, 2002, between the City of Flint and plaintiffs RICHARD DICKS, LEON NOVACK, SHIRLEY NOVACK, THE UNITED RETIREMENT GOVERNMENTAL EMPLOYEES (URGE), AND SANDRA YURK relating to prescription drug coverage for all retiree groups of the City of Flint (4/13/12)

Order 14: APPROVAL OF COLLECTIVE BARGAIN AGREEMENT WITH P.O.L.C. - FLINT POLICE SERGEANTS UNION (4/24/12)

Order 15: APPROVAL OF COLLECTIVE BARGAIN AGREEMENT WITH P.O.L.C. - FLINT POLICE CAPTAINS AND LIEUTENANTS UNION (04/24/12)

Order 16: APPROVAL OF COLLECTIVE BARGAIN AGREEMENT WITH FLINT I.A.F.F. - FLINT FIREFIGHTERS UNION (04/24/12)

Order 17: ADOPTION OF FISCAL YEAR 2013 BUDGET (04/25/12)

Order 18: FLINT POLICE OFFICERS ASSOCIATION CONTRACT PROVISION MODIFICATION/TERMINATION (04/25/12)

Order 19: NON-UNION ACTIVES AND RETIREE INSURANCE RECIPIENTS (04/25/12)

Order 20: P.O.L.C. - FLINT POLICE SERGEANTS UNION RETIREE INSURANCE RECIPIENTS (04/25/12)

Order 21: P.O.L.C. - FLINT POLICE CAPTAINS AND LIETENANTS UNION RETIREE INSURANCE RECIPIENTS (04/25/12)

Order 22: FLINT POLICE OFFICERS ASSOCIATION UNION RETIREE INSURANCE RECIPIENTS (04/25/12)

Order 23: FLINT I.A.F.F. - FLINT FIREFIGHTERS UNION RETIREE INSURANCE RECIPIENTS (04/25/12)

Order 24: AFSCME LOCAL 1600 RETIREE INSURANCE RECIPIENTS (04/25/12)

Order 25: AFSCME LOCAL 1799 RETIREE INSURANCE RECIPIENTS (04/25/12)

Order 26: AFSCME LOCAL 1600 ("LOCAL 1600") CONTRACT PROVISION MODIFICATION/TERMINATION (04/25/12)

Order 27: APPROVAL OF COLLECTIVE BARGAIN AGREEMENT WITH AFSCME LOCAL 1799 (04/25/12)

Order 28: WASTE COLLECTION USER FEE (04/25/12)

Order 29: Application to State Administrative Board for Approval to Issue Not To Exceed \$9,300,000 in Fiscal Stabilization Bonds (05/30/12)

Order 30: Special Assessment District For Street Lighting (05/30/12)

Order 31: Water and Sewer Rate Increases (05/30/12)

Note also that all EM Orders, and weekly Resolutions approved by the Emergency Manager are posted on the City's website: www.cityofflint.com.

Over All Departments

Department Management reconfigurations have been completed in anticipation of reduced staffing levels as provided in the FY(13) Budget. (See Attachment # 4 Organizational Chart)

Financial/Administration/IT

The Comprehensive Annual Financial Report for the year ended June 30, 2011 has been received and filed with the Department of Treasury. The audit was presented to City Council and the public at the March 12, 2012 Emergency Manager's meeting with the City Council.

The Fiscal Year 2013 Budget was adopted by the Emergency Manager on April 25, 2012. The budget is credibly balanced and includes the budgetary allocation necessary to provide for the debt service associated with additional borrowing. It includes a series of significant revenue increases and expense reductions. It also reflects anticipated savings from negotiated and imposed changes in CBAs, including changes in pension and health insurance. The EM presented the budget before the City Council on April 23, 2012 and presented the budget to the public and accepted comment on April 30, 2012.

Labor Counsel has held meet and confer sessions with the City's six bargaining units. A target of 20% equivalent wage reductions has been achieved. Tentative Agreements were reached with four of these bargaining units. Discussions continue with one of the units. As contract settlement was necessary prior to adopting the budget, the EM invoked the 19K provision in Public Act 4 from the State Treasurer for the bargaining units which

had not achieved Tentative Agreements (EM Orders 18 and 26) and with Local 1799 which had approved a TA but had not ratified (EM Order 27).

The Flint Economic Vitality Incentive Program Certification of Consolidation of Services (EVIP) was filed December 30, 2011 which qualified the City of Flint to receive State Shared Revenue as of January 2012. (See Attachment # 5, EVIP Package) The Economic Vitality Incentive Program Certification of Employee Compensation was filed on April 25, 2012 which fulfilled the City's third obligation to receive the next allocation of State Shared Revenue. (See Attachment #6, EVIP – Certif. of Employee Compensation)

City of Flint modified its prescription drug program which requires the issuance of a Generic drug unless a Name Brand Drug is determined to be medically necessary. (See EM Order 13) This action resulted in a lawsuit, Yurk et al. v. City of Flint and Judge Archie Hayman issued a temporary restraining order. This lawsuit is scheduled for a continued hearing on June 15, 2012 before Judge Hayman. The purpose of the hearing is for the Court to consider whether an injunction should remain in effect.

The EM has signed a resolution approving the Master Fee List (Resolution 2012EM155). The City Attorney's Office is working with Department Heads to review the Master Fee List to see if modifications need to be made. It is likely there will be a second resolution approving an amended schedule.

The Blue Cross/Blue Shield lawsuit was settled in March for a \$3,000,000 credit to the City's monthly obligation to BC/BS.

The City has contracted for a Director of the IT Department. Goals for reorganization and program priorities have been determined.

The Risk Management Office is currently in the process of conducting a dependent eligibility audit which is expected to be completed before the end of the fiscal year.

Income tax processing is being handled through a joint project with the Cities of Grand Rapids and Lansing.

The City of Flint Human Relations Commission (HRC) has been reorganized to address constituent and citizen services. This reorganization has been developed in relation to elimination of departments (Ombudsman and Civil Service Commission), as well as reductions in executive staff. The HRC will now be the First Stop Office at City Hall with a targeted focus on prompt citizen response. Efficient oversight has resulted as both departments are supervised by the Human Resources Director.

Infrastructure/Development

The year-long expired contract for water purchase by the County Drain Commission from the City of Flint has been executed; and Drain Commission withheld funds have been repaid to the city.

The City is working with the Detroit Water and Sewerage Department (DWSD) to revise the contractual policy restrictions on blended lake and river water. This revision could provide significant savings to the city water customers.

The Genesee County Drain Commissioner has begun the engineering work for the Karegnondi Water Authority. The City of Flint expects to participate as a partner in the construction and operation of the new water line from Port Huron, but has not yet signed that agreement. Again, blended Flint River water, DWSD water and/or treated Karegnondi water is being evaluated in this scenario as well.

An S2 DEQ grant to study infrastructure condition for water pollution control was accepted. The study was defined to encompass the City's entire sanitary sewer system including the overall collection system, the capacity and condition of the system, potential upgrade recommendations to the lift stations and the pumping stations, and to make recommendations for necessary investments to maintain the system.

A water loss study is being conducted and several major leaks are being investigated. The leak in the main water delivery line (72" line) had a severe leak for many months. The location of the split has been identified and a weld repair has been performed.

Three of the city's four golf courses were leased to private organizations. Two courses are operational.

The Pierce Senior Center closed on April 30, 2012 as funding was no longer available. A Request for Proposal is being issued to seek operators for both Hasselbring and Brennan Senior Centers. The City is also exploring the potential for a non-profit organization to take over the centers, however, that may require programs and services take place at the non-profit's location. Further talks continue with the County for other potential means of operation.

The Smith Village housing project is funded primarily with HUD NSP2 funds awarded through a MSHDA grant. Phase I, which includes 30 housing units, has not been completed but has met the HUD fund expenditure deadline, as scheduled. HUD has determined February 10, 2013 is the goal to expend 100% of the allocation. The Smith Village housing project will meet that development goal. On May 18, 2012 the City announced that Phase II of the Smith Village development will be undertaken by Ginosko Development Company and Rohde Construction Company. Ginosko's site plan was approved by the Flint Planning Commission on May 22, 2012.

The City of Flint continues to make progress on the preparation of its first comprehensive Master Plan in fifty years through a \$1.5 million HUD Community Challenge Planning Grant. As a result of this grant, a Chief Planning Officer and two Associate Planners have been hired. These staff members coordinate monthly Steering Committee meetings to discuss the Master Plan with Flint residents and the many citizens that participated in the ward meetings earlier this year. A website, www.steeringflintforward.com has been established to inform citizens about the planning process and to solicit their input. A \$50,000 grant from the Ruth Mott Foundation has been received, as well as a commitment from the C.S. Mott Foundation in the amount of \$263,804 for the Master Plan.

After the February 2012 HUD Monitoring of the HOME Program, The City of Flint received notice from HUD that it has capacity to run the HOME program.

Chevy-in-the-Hole site a quit claim deed has been transacted between the EDC and the City of Flint. EPA money for clean up has been agreed upon.

All departments and divisions currently assigned to the Infrastructure/Development Director have been reorganized to provide a more functional reporting structure and to allow more efficient day-to-day operation within the divisions. (See Attachment # 4 - Organizational Chart: Infrastructure and Development)

Public Safety

A Public Safety Plan has been developed and was introduced to the public on May 4, 2012. (See Attachment # 7 - Public Safety Plan). This plan addresses Police and Fire department organizational plan, operation of the lock-up, transition to 800 MHz communications system and the formation of the Criminal Justice Policy Advisory Council.

The Public Safety Department is recommending selection of a private contractor as the operator of the Flint lock-up. It is expected that the lock-up will be operational during the third quarter of 2012.

The City of Flint is continuing its existing collaborative efforts with regional partners. Examples: Flint Area Narcotics Unit, Safe Streets Task Force, and U.S. Attorney's Office Zero Tolerance gun violence reduction initiative, LifeLines (formerly known as CeaseFire), and other programs to help eliminate gang activity and prevent other violent acts.

A protocol is being finalized for the transition to handle the Paramedic millage which is now being managed only by Genesee County. Targeted completion date is July 1, 2012.

The current FEMA funded SAFER Grant which supports the wages and benefits of 39 firefighters is ending on June 9, 2012. A new grant application was submitted in

February 2012. The City was recently informed that SAFER will fund all 39 firefighters another two years at a total of \$6.9million. This is the largest awarded SAFER grant in the nation.

Projects in Process

Financial/Administration/IT

The Finance Director has met with the Flint Employee Retirement System (FERS) Board and proposed transferring the assets of FERS to the Michigan Employee Retirement System (MERS). Questions from the Board are being investigated and another meeting will be scheduled to finalize the decision.

The audit reported "material weaknesses" in internal controls as they relate to timely bank reconciliations, water and sewer receivables, and suspense accounts. Management, in consultation with the City's auditors, continues to monitor progress towards compliance.

The City Attorney is continuing with efforts to improve litigation management through claim evaluation, claim reporting, attorney training and trial preparation. The City Attorney continues to emphasize the "litigation team" approach to case handling, with weekly review of pending matters and discussion of how best to protect the City of Flint's legal interests.

The City began the process of borrowing funds to eliminate the FY 11 deficit, as proposed in the April 2012 Deficit Elimination Plan. The goal is to complete this borrowing by the end of the fiscal year.

Pending workforce reductions have made it necessary to look at reorganization of various functions. A reorganization of the City's Information Technology function is underway, and a review of the City's finance organization is anticipated pending approval of a grant application. This review will also include an evaluation of potential collaboration with the City and the County's Treasury functions.

The City's purchasing processes are also being reviewed. Specifically an evaluation of the use of procurement cards is underway.

Significant changes in health insurance for active and retired employees are being implemented. Open enrollment for the plan year beginning July 1, 2012 has been held for current employees, and open enrollments for retirees are being scheduled with an implementation date of September 1, 2012.

Infrastructure/Development

A preventative maintenance program for the entire water system is under development. Objective is to control and reduce lost water.

Collaborative economic development efforts are underway with the Genesee Regional Chamber of Commerce to attract and retain businesses; and to receive and apply new tools such as the Next Michigan Development Corporation and Smart Zone designation. The city will continue to work with RACER Trust for brownfield development, including Buick City.

The City of Flint is challenged in its current financial condition to provide significant investment into job creation and Economic Development. However, the City has developed a unique and effective partnership with the Genesee Regional Chamber of Commerce (GRCC) which is the recognized economic development entity for Genesee County. The City receives specific community and economic development services from GRCC each year. Attached is a brief summary of achievements resulting from this partnership. (See Attachment # 8 - Genesee Regional Chamber of Commerce Economic Development and Business Assistance)

Public Safety

The Police Department is preparing to change to a 12 hour shift operation. Also, a four District Patrol plan has been developed. Both of these plans are expected to be implemented at the end of June, 2012.

Transition to an 800 MHz communications system is underway. New mobile and portable radios have been purchased and templating has begun. Region 3 issued a purchase order to Motorola Systems for 9-1-1 Console upgrade and construction of a Point to Point Microwave link.

CopLogic is an Internet based, crime record system through which residents self-report crimes with no suspects and little chance of solvability. CopLogic is in the final phases of preparation before a June roll-out.

Projects Under Assessment

Over All Departments

Review all departments and services for potential merger, consolidation, contracted service, shared services with other governmental entities, privatization or elimination. As a result of this review determine if these functions should be subsidized with general

property tax dollars and what will be paid by the users. (Attachment # 5 City of Flint EVIP Package)

Review all city owned assets (both real property and capital equipment) and determine if disposal should be pursued.

Review necessary ordinance and charter revisions which would increase flexibility for department reorganization and budget flexibility.

Investigate appropriate investments necessary to achieve longer term savings, cost avoidance, and improved efficiencies.

Develop a system of benchmarking costs to determine whether to maintain City of Flint operations or outsource services.

The EM is addressing the financial crisis and also working on meeting the many other needs of residents and continuing development of the city. Numerous grant applications have been submitted to implement a wide range of programs.

Grants submitted:

- Application to Environmental Protection Agency for nearshore health and non point source pollution, watershed remediation for “Chevy-in-the-Hole” stormwater wetlands. \$600,000
- Application to the Administration for Children and Families for Community Economic Development (CED) projects. \$800,000
- Application to the Department of Justice for the Byrne Criminal Justice Innovation FY 12 Grant – revitalizing neighborhoods and reduce crime (partner applicant in two grants).
- The City of Flint is also a partner applicant in the Building Neighborhood Capacity Program (Wards 1 & 3) and Promise Neighborhood (Wards 1 & 2) which are part of the Federal Neighborhood Revitalization Initiative. (\$225,000)
- The City of Flint and the Flint Farmer’s Market have applied for an Urban Farmer’s Market Program which provides funds to entitlement communities, in this application the request is for equipment and fees for the SNAP and Double UP Food Bucks. (\$21,742)

Financial/Administration/IT

Request a legal opinion with regard to retiree pension and OPEB contractual versus constitutional issues.

Risk Management Office continues to work with the City’s Healthcare consultants to design and implement additional changes to the City’s health care plans.

Infrastructure/Development

Conduct a comprehensive review of water and sewer systems to identify opportunities to utilize resources and infrastructure to increase efficiencies, generate revenues, and reduce liability.

Determine if current City operations can sell excess capacity.

Investigate the feasibility for utilizing available technology for remote operations.

Public Safety

Review options for shared services, station configurations, staffing levels, contract services and technology applications. (Attachment # 5 City of Flint EVIP Package)

Investigate 911 re-consolidation. Determine costs to align equipment with County 911 system; determine metrics to evaluate level of service to City of Flint; and determine process to evaluate City personnel participation in a consolidated system.

The City has applied to the Mott Foundation for a renewal of the Community Policing grant which has funded 10 officers and 1 sergeant. The grant request also includes requests for other criminal justice system personnel support, including the addition of Neighborhood Safety Officers who would be responsible for enforcement of blight violations, vehicle ticketing for impound and other neighborhood duties. This grant request was submitted in conjunction with the Michigan State University School of Criminal Justice Training and Technical Assistance team. The MSU team will assist the City in implementing several phases of the Public Safety plan.

Next Steps

- Complete the transfer of the employee retirement system from FERS to MERS.
- Implement the Public Safety Plan, particularly the community engagement portion.
- Make and implement key decisions on Infrastructure -- particularly water and sewer operations.
- Develop a plan to increase revenue: millage, income tax and other. Include potential for urban homesteading.
- Decide timing and leadership for potential Charter revision.
- Issue RFP's for private contractors for various services.

Conclusions

The City of Flint acknowledges an on-going financial crisis. Both the cash and budget status have been clarified. The FY13 budget is realistically balanced, and if the City is allowed to implement it as planned, a major step toward restoring financial solvency will be achieved. However, there are several potential legal challenges which could impact implementation and financial solvency significantly and immediately. (See Attachment # 9 – Potential Challenges to Implementing the FY 13 Budget)

Legal challenges to employee concessions, the waste collection fee or the special assessment fee for the operation, maintenance and improvement of street lighting could impact the General Fund budget by more than \$16 million, by negating expenditure reductions of \$8.5 million and eliminating revenues of \$7.8 million.

Legal challenges to the planned increases in water and sewer rate increases (12.5% water; 45% sewer) would result in a revenue impact of nearly \$15 million. This would significantly impact the solvency of the system.

In this first six months of the assignment of an Emergency Manager for the City of Flint thirty-one executive orders have been issued.

Personnel assignments have been made to ensure continued operation of the public services necessary for the citizens of Flint. The Department Directors and the members of the six Advisory Committees have reviewed the financial and operational status of the City. They have made substantial recommendations for revisions in the City's operation.

Following an in-depth review of the financial implications of these recommendations, the plan to eliminate the City's long-term deficit will be developed.

Opportunities will continue to be provided for on-going citizen input as plans moved forward to address the financial emergency.

A report of the City's financial status and updates to the Financial and Operating Plan will be prepared quarterly from this point forward. Updates will also be provided as appropriate.

Attachment # 1
Cash Flow Projection Report

Cash projections Period Ending 04/30/2013 - With \$9 million Fiscal Stabilization Borrowing In June 2012															
	-----Amount In Millions-----														
	May-12	Jun-12	Jul-12	Aug-12	Sep-12	Oct-12	Nov-12	Dec-12	Jan-13	Feb-13	Mar-13	Apr-13	Total	Comment	FY13 Budget
Pooled cash Bal as of 05/30/12	\$9.30														
Less restricted cash	(\$1.50)														
Adjusted Beg cash	\$7.80	\$7.85	\$15.67	\$17.50	\$21.68	\$20.58	\$21.21	\$21.56	\$22.66	\$21.11	\$23.66	\$19.60	\$7.80		
Cash inflow:															
Operating Accts															
Income Tax	0.40	1.01	1.05	1.45	0.93	1.40	1.18	1.21	1.81	0.96	1.37	0.88	13.64	Budgeted amount	14.95
Property tax city portion		1.20	4.04	0.65	0.19	1.07	0.26	0.22	0.43	0.43	0.36	0.36	9.22	Budgeted amount	9.58
Special assessment tax			3.43	0.55	0.17	0.91	0.22	0.18	0.37	0.37	0.31	0.31	6.82	Budgeted amount	7.86
Water	0.05	3.99	3.99	5.47	5.43	4.39	3.94	3.80	3.97	4.09	3.53	3.59	46.23	Budgeted amount	49.47
Sewer	0.02	1.56	2.26	3.05	3.12	2.76	2.71	2.61	2.86	2.83	2.51	2.52	28.80	Budgeted amount	31.07
State Rev Sharing -Constitutional		1.17		1.15		1.31		1.24		1.26		1.26	7.39	Budgeted amount	7.37
State Rev Sharing -statutory		0.96		0.96		0.96		0.96		0.96		0.96	5.77	Budgeted amount	5.77
Gas & Weight Tax		0.60	0.69	0.69	0.69	0.67	0.67	0.67	0.63	0.63	0.63	0.63	7.21	Budgeted amount	8.10
Charges for services rendered		0.99	0.40	0.40	0.40	0.40	0.40	0.40	0.40	0.40	0.40	0.40	4.99	Budgeted amount	4.58
Healthcare reimbursment		0.07	0.07	0.07	0.07	0.07	0.07	0.07	0.07	0.07	0.07	0.07	0.72	Budgeted amount	0.79
Fines & forfeiture		0.16	0.15	0.10	0.10	0.13	0.22	0.11	0.11	0.11	0.11	0.11	1.41	Budgeted amount	1.55
Cable Tv Franchise Fee				0.25			0.22		0.24		0.24		0.95	Budgeted amount	1.20
911 surcharge				0.30			0.30		0.30		0.30		1.20	Budgeted amount	1.53
Fed,State & Local grant revenue		1.80	1.80	1.80	1.80	1.80	1.80	1.80	1.80	1.80	1.80	1.80	19.80	Budgeted amount	32.80
Miscellaneous revenue	0.10	0.45	0.45	0.45	0.45	0.45	0.45	0.45	0.45	0.45	0.45	0.45	5.05	Budgeted amount	5.49
Fiscal stabilization bond		9.00											9.00	Budgeted amount	
Total Inflows	0.57	22.96	18.33	17.33	13.34	16.32	12.44	13.71	13.43	14.35	12.07	13.34	168.19		182.11
Cash Outflow:															
Operating Accts															
Wages, OT and FICA		5.15	2.72	2.75	2.68	2.56	2.67	3.75	2.63	2.48	2.41	2.42	32.21	Budgeted amount	33.66
Unemployment				1.30									1.30	FY12 projections	0.89
Pension			3.62			2.39			2.67		2.65		11.33	Budgeted amount	14.60
Active hcare, comp, ESL, final payout		1.79	1.25	0.71	0.84	1.17	0.84	0.84	0.98	0.98	0.98	0.98	11.39	Budgeted amount	11.26
														Budgeted .60 million distributed evenly + due CSB 0.5M in 6/12 and 0.5M in 9/12 and 2.4M in 6/13	
Fringes - suits&settlement		0.55	0.05	0.05	0.55	0.05	0.05	0.05	0.05	0.05	0.05	0.05	1.55		2.50
Fringes - Retiree Hcare		0.78	1.69	1.20	1.37	1.58	1.57	1.61	1.87	1.63	1.87	1.63	16.80	Budgeted amount	18.77
Supplies, repairs and Insurance	0.01	0.91	0.67	0.64	1.09	0.64	0.88	0.55	0.51	0.52	0.48	0.23	7.14	Budgeted amount	7.68
Purch -Detroit water etc		1.85	1.89	2.15	2.50	2.13	1.98	1.90	1.98	1.98	1.98	1.98	22.30	Budgeted amount	24.03
Professional services		2.25	2.25	2.25	2.25	2.25	2.25	2.25	2.25	2.25	2.25	2.25	24.75	Estimate spending \$27.00 distributed evenly	33.67
Utilities and equipment operation		0.71	0.71	0.84	0.83	0.58	0.70	0.52	0.73	0.78	0.73	0.78	7.92	Budgeted amount	8.01
Capital outlay		0.57	0.57	0.57	0.57	0.57	0.57	0.57	0.57	0.57	0.57	0.57	6.27	Budgeted amount	6.87
Debt Service	0.01	0.01	0.52	0.13	1.20	1.20	0.01	0.01	0.18	0.01	1.60	1.30	6.18	Budgeted amount	3.36
Miscellaneous Expense	0.50	0.56	0.56	0.56	0.56	0.56	0.56	0.56	0.56	0.56	0.56	0.56	6.66	Budgeted amount	6.70
Total Outflows	0.52	15.14	16.50	13.15	14.44	15.69	12.09	12.61	14.98	11.80	16.13	12.74	155.79		172.00
Ending Cash Balance	\$7.85	\$15.67	\$17.50	\$21.68	\$20.58	\$21.21	\$21.56	\$22.66	\$21.11	\$23.66	\$19.60	\$20.20	\$20.20		
Month only Inflow/(Outflow)-not cumulative	\$0.05	\$7.82	\$1.83	\$4.18	(\$1.10)	\$0.64	\$0.35	\$1.09	(\$1.54)	\$2.55	(\$4.06)	\$0.60	\$12.40		
Previous projection	\$10.06	\$7.44	\$6.63	\$5.34	\$8.90	\$13.04	\$13.05	\$13.24	\$12.06	\$12.72	(\$3.14)	(\$2.35)			

Attachment # 2
FY (13) Budget

City of Flint, Michigan



BUDGET for Fiscal Year 2012-2013

Michael K. Brown, Emergency Manager

City of Flint FY13 Budget

It is well known that the City of Flint is confronted with a financial emergency. It has been in state receivership since November 2011. The City is projected to have more than an \$18 million deficit by June 30, 2012. Cash flow is extremely narrow, and any major unexpected expense or revenue loss at this time could be catastrophic.

The Emergency Manager is committed to seeing Flint not only return to financial solvency, but become the thriving municipality it once was, attracting residents, businesses, and visitors.

The challenge is great – financial insolvency; a population base reduced by 50%; declining property values; high numbers of vacant houses and persons in poverty, crumbling infrastructure, and high crime.

The first step to recovery is to stabilize the City's finances, in order to provide basic services to our citizens. With a focus on a next year's budget that is realistically balanced on attainable revenue estimates, and with assistance from the state to address the accumulated deficits from past years, our journey into the future can begin.

It will not be easy. The current level of expenses for city services significantly exceeds the current amount of revenues which will be received, and choices for new revenues are limited. Consequently, while efforts continue to identify new sources of revenue, current services and workforce will be reduced significantly. Where new sources of revenue are found and implemented, it will mean increased costs to taxpayers. There is no other choice – expenses must be reduced, revenues must be increased, or a combination of both must occur.

This budget is based on conservative assumptions regarding revenues and expenses. If there is uncertainty about a revenue stream, it is not included. When projecting expense items over which the City has little direct control, they have been projected on the high side. The result can be characterized as a "worst case" budget. However, since the budget is a flexible plan, new developments – such as additional revenue sources – can be added if and when they become available.

THE FY13 BUDGET

The FY13 Budget for the City of Flint totals \$195 million for all funds, including \$58 million for the General Fund plus Special Revenue Funds, Capital Improvement and Enterprise Funds. It provides for a workforce of 539 employees. The amount of funds available, and the size of the workforce afforded by those revenues, are significantly less than in the current and prior years.

As this budget process began, there was a projected gap of some \$25 million between the amount of funds projected to be received and the cost of continuing all services and positions in the same manner as currently done. This gap has been closed by a mixture of revenue increases and expenditure decreases.

REVENUES

City services are funded by a mix of property taxes, income taxes, state and federal shared revenues, and fees, charges, and assessments. The current property tax rate for city services is 15.5 mills, or \$15.50 for each \$1,000 of taxable value. Residents and businesses also pay a 1% income tax, while non-residents pay one-half that amount, the limit set by state law.

The revenue stream supporting city services in this budget is different from the current year's in some significant ways:

- With property values continuing to decrease, property tax revenues are decreased by more than 20%. These revenues are decreased even further as the 3 mill levy for waste collection is eliminated in favor of a new waste collection fee designed to cover the entire cost of that service.
- State shared revenue remains at the reduced level legislated by the state beginning in FY12.
- Revenues from some major grant sources – the SAFER grant for firefighters and the MOTT grant for community policing – are not included, as there is no certainty those funds will be received.
- Revenues from a new city-wide special assessment will reduce the cost burden on the City's General Fund while providing funding for the operation, maintenance, and improvement of the City's street lighting system.
- Additionally, it is necessary to increase water and sewer rates significantly in order to have sufficient funds to operate the system. A system capable of serving more than 200,000 users is now utilized by less than half that number. The systems are old, in need of repair, and costly to maintain. Costs from the primary supply source - the Detroit Water System – have also increased significantly over the past several years. While there have been significant increases in rates over the past few years, they have not been sufficient to cover the operating costs of the systems. While there are currently significant and positive efforts being made to make the systems more efficient and cost effective, they will not affect the cost of operating the systems this year.

The impact of these changes in the revenue stream will vary on taxpayers, businesses and residents. Compared to the current year, many taxpayers will see an increase in their total payments for city services, with the amount varying to the extent that their property values have reduced.

However, when compared to total payments for city services made in 2005 – before the precipitous drop in property values began - many taxpayers will still be paying less. It appears that owners of property with a taxable value of more than \$53,450 in 2005 will still pay less for city services in FY13 than they paid in FY2005. Property owners with a taxable value of less than \$53,450 in 2005, however, will pay more for city services in FY13 than they paid even in FY2005.

Unfortunately, with the tools at hand for raising revenues at this time, it is not possible to spread the impact differently. Alternatives such as raising the property tax millage or the income tax rate require voter approval and, in the case of the income tax, state legislative approval as well. However, these alternatives are being evaluated for future use.

EXPENSES

The revenues collected pursuant to this budget will be used to provide a very basic level of services in the areas traditionally provided by the City. Police and fire protection and other public safety services, water and sewer service, trash collection, street maintenance and lighting, parks maintenance, building inspection, code compliance, demolition and other community development activities, will all be continued, although in different ways and at reduced levels. Citizens can expect that response times for certain services or requests for information will be slowed.

The City's workforce will be reduced by more than 20% and, unfortunately, layoffs will occur. The extent of these reductions has been lessened significantly with concessions obtained from employee bargaining units.

Reductions equivalent to 20% of the wage base have been negotiated with three of the six city bargaining units (LAFF, FPOA Sgts, and FPOA Command), and a final vote on similar concessions with AFSCME 1799 is pending. Concession discussions with AFSCME 1600 and FPOA Patrol continue, but no agreements have been achieved. This budget assumes implementation of similar concessions across all bargaining units and exempt employees.

Similarly, reductions in the cost of retiree health care are also anticipated. The cost for the City's 1,500 retirees is projected at nearly \$25 million for FY13, an amount which severely constrains the ability of the City to provide services to its residents. The City has determined that there are alternative means by which health care can be provided to retirees but at a significantly reduced cost. The City intends to implement the less costly alternative and has incorporated more than \$4 million in anticipated cost reductions savings into this budget. Without such cost reductions, the City's workforce will be reduced even further.

Within the context of these revenue constraints and overall expense reductions, a very basic level of services will be provided to the residents and businesses in Flint in 2013:

PUBLIC SAFETY

Police – With the continued loss of tax and grant revenue, the Police Department will be minimally staffed at a level of 108 sworn officers and 21 non-sworn personnel. This represents the current level of staffing less 19 officers funded by grants which have expired. Requests for continuation funding are in process but have not been approved at this time.

Given the financial condition of the City, funding at this level represents a significant commitment to public safety, but it is recognized that more must be done. In the ensuing year, the department will be transitioning to 12 hour shifts. This transition will reduce overtime expenses

and should increase the number of officers on patrol at any one time. The efforts of the FPD will continue to be assisted with continuing support from the Michigan State Police, and contracted services from Hurley Hospital and Kettering University. Aggressive efforts will be made to seek the renewal of grants and to seek additional permanent funding for this essential service.

911 - 911 Dispatch will continue at current staffing, while efforts continue to consolidate City and County dispatch operations. Communications with and between officers will be enhanced with the projected move to the 800 MHz system on July 1, 2012.

Fire - With the expiration of the federal SAFER grant, funding for 39 firefighters would be lost, potentially reducing total staffing in the Fire Department to 54. However, with the reductions in costs attributable to union concessions, and an assessment of the impact this would have on the ability of the City to provide virtually any level of fire response, staffing in this budget is at 62.

Given the staffing constraints, three of the current five stations will remain open pending the decision on the SAFER grant. In addition, with Genesee County now providing paramedic response, the City's paramedic personnel will be assigned to suppression.

The City is aggressively pursuing renewal of the SAFER grant and, should it be received, the number of stations in operation could be increased.

Court - As required by law, the City will continue to financially support the operation of the 68th District Court. Recognizing the financial circumstances of the City, along with the court's decreased caseload and offsetting revenues, court funding is reduced in this budget.

Lock-up - The City has been aggressively working to receive funding from the State of Michigan for re-opening the City Lock-up. At this time an operational plan is being developed as a condition for receiving consideration for funding. There are no City funds allocated in this budget for operation of the Lock-Up.

INFRASTRUCTURE

Water and Sewer - The expenses of the Water and Sewer system can be viewed in three categories – operations and maintenance, capital improvements, and purchase of water. Operational costs, in terms of personnel, have been reduced to the minimum necessary to operate the collection and distribution systems, but ongoing increases in compensation-related costs, such as pension and healthcare, make significant dollar reductions difficult.

Ongoing capital expenses are a necessity, as significant repair and replacement activities such as replacing broken water meters and keeping pump stations operational and in regulatory compliance, are necessary on an ongoing basis. Improvements are also necessary to improve the efficiency of operations, such as implementing remote monitoring of pump stations.

Finally, the purchase of water at ever-increasing rates is a significant cost of the operations, and while efforts to contain these costs are ongoing, they will not likely affect the cost of operations in FY13.

The costs of operations for water and sewer are projected at \$85 million, with projected revenues at current rates totaling approximately \$65 million. Recent rate increases do not generate sufficient revenues to cover the total costs of operations. Thus, in order to keep the systems financially solvent and provide funds for operation and maintenance, the overall rates for water and sewer will be increased in total by an average of 25%. Sewer rates are projected to increase by 45% while water rates are projected to increase by 12.5%. Even with this increase, it is not possible to set aside funds for pre-funding retiree health care, so formal balance sheets will still show deficits.

Waste Collection – The City has historically provided weekly trash pick-up for all residents, with the costs presumably paid from a special 3 mill property tax levy. However, the amount collected from the levy has reduced as property values have fallen, and costs of collection – personnel costs being a significant portion - have increased. As a result, the City's General Fund has subsidized the difference, by as much as \$1.5 million in the past year.

Consequently, the 3 mill levy for waste collection will be discontinued, and a collection fee on residential properties will be implemented. It is anticipated that in the first year (starting July 1, 2012) the waste collection process will continue on a weekly pick-up schedule and will include composting. Fall leaf pick up will be restored. In the second year, it is expected that the waste collection service will be expanded to include recycling, and by that time a thorough evaluation of the means by which the service is carried out will be completed.

The fee for this service will be added to the property tax bill for owners of residential property, and is currently projected to be \$143 in FY13, based on the projected cost of the service as reflected in the budget and the number of property owners billed. The amount will be adjusted on an annual basis to assure that it is reflecting the cost of the service.

Streets and Transportation – Funding for streets and transportation activities – with the notable exception of street lighting – is provided primarily from the state collected gas and weight tax allocated by formula to the City. That amount has been decreasing over the past years, making the ability to maintain local and major streets, sidewalks, and traffic control mechanisms very difficult. As with sewer and water, the City's road system is built to accommodate more than 200,000, and the City's population is now 102,000. This population drop has also contributed to the City's reduced level of gas and weight tax. As a result, the City's road system is currently rated a "3" on a scale of 1-10, demonstrating the effect of the lack of maintenance. The road maintenance activities for FY13 are focused primarily on preventive maintenance rather than targeted resurfacing, and will be chosen on the basis of most critical need and best return on investment.

Financing of infrastructure in the FY13 budget and beyond will be aided by use of a special assessment for street lighting, which is currently a general fund cost of nearly \$3 million. The implementation of a city-wide special assessment district will provide for the operational costs of the current system and will enable upgrades and improvements to street lighting throughout the City. The assessment will be added to the property tax bill for all property owners, and is currently projected to be less than \$100 per property in FY13. The amount to be assessed will be adjusted annually to reflect the projected cost for the operational, maintenance and improvement costs, and the number of property owners.

Parks - Maintenance of the City's 64 parks and its many trees in the rights of way will be funded primarily from the .5 mill special parks millage. Maintenance of the City-owned recreation/ community centers are also supported by the General Fund. Maintenance of parks, including play equipment, rights of way, and trees is minimal, and consists primarily of mowing, paying utilities, and responding to emergencies. There has not been any significant investment or maintenance of play structures in the parks for several years. Unfortunately, this level of investment will at best continue with the funds provided in this budget. Efforts will continue, as they have this year with golf courses, to find alternative ways to sustain the City's recreational assets. Continuing efforts will also be made to engage volunteers, neighborhood groups, and others to support specific parks and recreation centers.

Development - Building Inspection and Code Compliance activities will continue to the extent funds are available. Grant funds are budgeted at a reduced level to continue demolition activities and building inspection and code compliance fees are being reviewed again to see if the level and type of fees and fines are sufficient to cover costs and encourage voluntary compliance. In FY13, demolition activities will be done primarily by contractors in order that full cost recovery can be obtained from grant funds.

Planning and zoning activities will continue to the extent funds are available. Grant funds are budgeted to continue the upgrade to the City's master plan.

Community and Economic Development – Minimal ongoing financial support of economic development, in the form of CDBG funds, is also continued. Administration of the City's CDBG and NSP programs will continue, although grant funds are reduced. Evaluation of the administrative structure has resulted in reduced costs to the General Fund.

FINANCE AND ADMINISTRATION

All organizations have internal functions which support the delivery of services to the organization's constituency. In the City of Flint, these functions include assessing, accounting and budgeting, human resources, purchasing, information technology, risk management, fleet, facilities, treasury, and tax collections. Some of these functions are scalable to the size of the organization (such as human resources and risk management); others are not (such as tax billing and assessing). Regardless, with a decreasing base of business, and a corresponding reduction in workforce delivering services externally, there is compelling pressure to reevaluate processes and workforce numbers involved in all of these processes.

Changes are reflected in the size of the workforce appropriate to the current financial situation. It is also necessary to change internal processes to reflect an organization closer in size to 500 employees rather than 1,500. Changes beginning or planned include:

- Streamlined purchasing processes, including use of procurement cards for smaller purchases
- Simplification of processes for approving purchases
- Use of electronic means for processing payables and purchase orders
- Elimination of staffed stock rooms

- Changes in pension system administration and performance
- More reliance on Third Party Administration for workers' compensation related activities
- Elimination of manned security cameras where appropriate
- Evaluation of costs associated with custodial services
- More reliance on computer access for customer inquiries
- Consolidation of customer service functions
- More investment in technology to enhance productivity
- Commitment to funding necessary capital improvements which provide the workforce with proper equipment and facilities
- Implementation of a performance measurement system
- Commitment to rebuilding financial reserves by annual appropriation to a Budget Stabilization Fund

PUBLIC IMPROVEMENT FUND

The City Charter requires setting aside the proceeds of a 2.5 mill levy for the purposes of capital improvements and debt service. For the foreseeable future, these funds will be dedicated solely to current and anticipated debt service. A significant increase is expected as the City recognizes the need to increase its share of debt service for the downtown parking ramp debt, for making its required debt service of the initial Fiscal Stabilization Bonds, and for incurring future debt associated with additional bonding to alleviate the accumulated General Fund deficit. For FY13, it is projected that approximately \$1 million will be available for the new debt service associated with additional Fiscal Stabilization bonds; in FY14 the amount available for debt service is projected to grow to approximately \$1.5 million as current debt service for equipment ends.

GOVERNANCE AND OVERSIGHT

Core offices associated with governance and oversight traditionally include Council, Mayor, Administrator, City Attorney, City Clerk, Ombudsman, and Civil Service. Under receivership, there is also an Emergency Manager.

Several changes resulting in cost reductions were implemented by the Emergency Manager. These include: a reduction in salaries for the Council and Mayor, elimination of funding for the Ombudsman and Civil Service Commission, and the appointment of personnel to assist, either paid only on an hourly basis without fringe benefits, or loaned from another source. These cost reductions are continued in the FY13 budget.

Additionally, the costs of issuing business permits through the City Clerk's Office indicate that the costs of administration appear to significantly exceed the revenues collected. It will be necessary in the future to either reduce costs or increase permit fees to offset this imbalance.

CONCLUSION

The financial decisions made in this budget are significant but unavoidable. The budget reflects difficult decisions on the part of administrators and employees made to enable the City to provide services in FY13 at the levels its resources allow. The service levels will be low and not at a level anyone finds acceptable over the long term.

These decisions, however, provide the basis for going forward in a positive way. The budget is realistically balanced, with full expectation that when June 30, 2013 arrives, the City will not have once again spent more than it has taken in. It will have also put into place the financing to address the accumulated deficits of the past. Significant progress is being made to achieve financial solvency.

While there will certainly be financial challenges, decisions made in this process will assist in going forward. The decisions regarding employee compensation not only helped to address the short term financial challenge, but will assist in controlling expenses in the future, as the growth in future unfunded liabilities is slowed.

If the City government of Flint is to be a positive force in making Flint a safe and attractive place for residents, businesses, and visitors, it must have its own house in order. It cannot teeter on the edge of financial insolvency and hope to lead the way.

BUILDING THE FUTURE

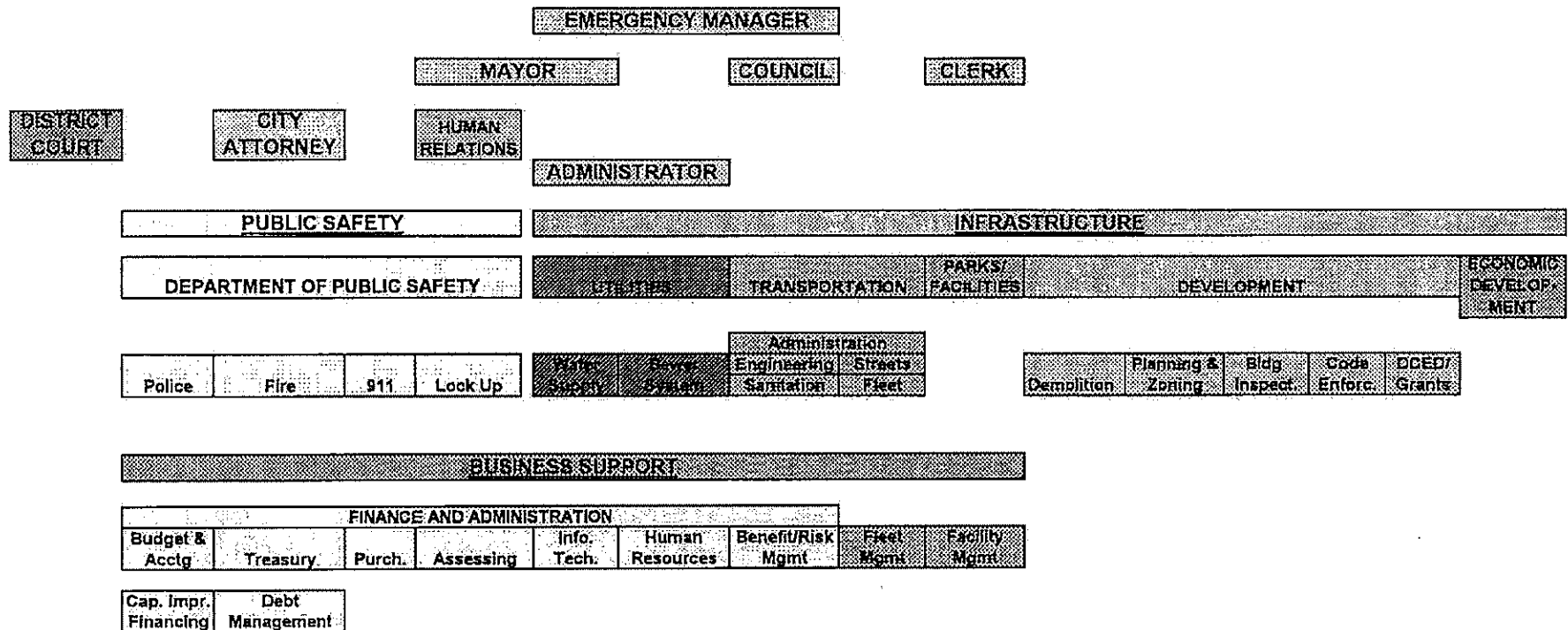
The focus of the 2013 budget process remains on the future of Flint. While this budget includes sharp reductions in both revenues and expenses, **WE SEE HOPE FOR THE FUTURE.**

These hopes are based on some very tangible and promising factors:

- Expense reductions are designed to live with current realistic revenue projections;
- New revenue options for fiscal year 2014 and beyond will include actual fees for services, special assessment districts and other revenue options;
- Partnership with the State Police and other law enforcement agencies will be expanded to create a safer environment for our citizens;
- Additional resources will be secured to house individuals who are continually abusing our residents in the neighborhoods; the City Lock-up will open and remain open;
- New public and private partnerships will be developed to provide waste collection services, senior citizen services, youth employment and training programs;
- Internal City operations will be improved in regard to finance and accounting, more efficient operation of licensing and permitting, and expanded training for our employees, including supervisory training;
- The City's information and technology capability will be improved, enhancing the capacity throughout the City, from paying bills on time to public safety issues faced by our police and fire operations.

As the City moves beyond the 2013 budget year, and the management of our affairs improves, citizens will see better response times from police, removal of individuals who are harming our children and seniors from our neighborhoods, improved code enforcement at homes owned by absentee landlords and expanded opportunities for our young people.

CITY OF FLINT - ORGANIZATIONAL CHART



FY13
Expenditures

	General Fund	Dedicated Millage Funds	Other Funds	<u>TOTAL</u>
<u>Governance</u>				
Mayor	\$ 185,578		\$	185,578
Council	\$ 352,899		\$	352,899
Clerk-records	\$ 423,573		\$	423,573
Clerk-elections	\$ 424,324		\$	424,324
Administrator	\$ 711,981		\$	711,981
City Attorney	\$ 1,057,484		\$	1,057,484
Human Relations Commission	\$ 40,103		\$	40,103
Total	\$ 3,195,942		\$	3,195,942
<u>Public Safety</u>				
District Court	\$ 5,358,479		\$	5,358,479
Police	\$ 21,026,009	\$ 1,962,180		\$ 22,988,189
Drug Forfeiture	\$ -		\$ 216,472	\$ 216,472
Fire	\$ 10,916,429			\$ 10,916,429
911	\$ 3,314,413			\$ 3,314,413
Total	\$ 40,615,330	\$ 1,962,180	\$ 216,472	\$ 42,793,982
<u>Infrastructure</u>				
Water and Sewer			\$ 82,220,420	\$ 82,220,420
Sanitation/Waste Collection			\$ 4,901,202	\$ 4,901,202
Major/Local Streets			\$ 10,419,564	\$ 10,419,564
Major/Local Streets - Streetlights	\$ 2,850,000			\$ 2,850,000
Parks/Golf	\$ 546,841	\$ 389,400	\$ 6,743	\$ 942,984
Development -Building Inspection, Planning	\$ 1,085,639		\$ 3,366,835	\$ 4,452,474
Dept of Community and Economic Dev.	\$ 1,890,694		\$ 29,029,314	\$ 30,920,008
Total	\$ 6,373,174	\$ 389,400	\$ 129,944,078	\$ 136,706,652
<u>Finance and Administration</u>				
Accounting and Budgeting	\$ 1,033,341			\$ 1,033,341
Assessing	\$ 1,109,772			\$ 1,109,772
Budget Stabilization Fund	\$ 100,000			\$ 100,000
Capital Improvements/Debt Service	\$ -	\$ 2,104,906		\$ 2,104,906
Facilities	\$ 1,263,526			\$ 1,263,526
Human Resources	\$ 670,428			\$ 670,428
Purchasing and Stockrooms	\$ 155,204			\$ 155,204
Risk	\$ 66,500			\$ 66,500
Treasury and Collections	\$ 2,772,338			\$ 2,772,338
Total	\$ 7,171,109	\$ 2,104,906	\$ -	\$ 9,276,015
General Government	\$ 161,751			\$ 161,751
TOTAL EXPENSES	\$ 57,517,306	\$ 4,456,486	\$ 130,160,550	\$ 192,134,342

FY13

Revenues

<u>REVENUE SOURCE</u>	<u>General Fund Services</u>	<u>Police Millage</u>	<u>Drug Forfeiture</u>	<u>Parks Millage</u>	<u>Senior Center</u>	<u>Major Streets</u>	<u>Local Streets</u>	<u>Building Inspection</u>	<u>Trash Collection</u>	<u>Sewer</u>	<u>Water</u>	<u>Public Improv.</u>	<u>Budget Stabil.</u>	<u>Community Development</u>	<u>TOTAL</u>
Property Tax	\$ 5,720,000	\$1,544,000		\$389,400								\$1,930,400			\$ 9,583,800
Income tax	\$ 14,950,000														\$ 14,950,000
Special Assessments	\$ 2,855,000														\$ 2,855,000
Federal Revenues	\$ 594,324						\$ 400,000	\$1,500,000			\$ 400,000			\$ 28,301,892	\$ 31,196,216
State Revenues	\$ 357,000					\$ 6,399,412	\$1,815,765							\$ 300,000	\$ 8,872,177
State Revenue Sharing	\$ 13,140,585														\$ 13,140,585
Licensing and Permits	\$ 1,287,931							\$1,853,703							\$ 3,141,634
Fines and Forfeits	\$ 1,394,611		\$ 150,000												\$ 1,544,611
Charges for Services	\$ 11,958,695					\$ 125,000		\$ 258,400	\$5,000,000	\$31,333,816	\$ 50,400,736			\$ 1,625	\$ 99,078,272
Loan Proceeds	\$ -														\$ -
Other	\$ 5,259,160	\$ 418,180	\$ 6,000		\$ 56,913	\$ 334,652	\$1,047,222	\$ -	\$ -	\$ 40,000	\$ 45,867	\$ 389,480	\$ 100,000	\$ 620,416	\$ 8,317,890
TOTAL REVENUES	\$ 57,517,306	\$1,962,180	\$ 156,000	\$389,400	\$ 56,913	\$ 6,859,064	\$3,262,987	\$3,612,103	\$5,000,000	\$31,373,816	\$ 50,846,603	\$2,319,880	\$ 100,000	\$ 29,223,933	\$ 192,680,185
TOTAL EXPENSES	\$ 57,517,306	\$1,962,180	\$ 216,472	\$389,400	\$ 6,743	\$ 6,957,106	\$3,462,458	\$3,366,835	\$4,901,202	\$31,373,816	\$ 50,846,603	\$2,104,905	\$ -	\$ 29,029,314	\$ 192,134,341
REVENUES- EXPENSES	\$ -	\$ -	\$ (60,472)	\$ -	\$ 50,170	\$ (98,042)	\$ (199,471)	\$ 245,268	\$ 98,798	\$ -	\$ -	\$ 214,974	\$ 100,000	\$ 194,619	\$ 545,844
Unassigned Fund Balance	\$ (9,129,186)	\$ 10,826	\$ 871,734	\$ 11,048	\$ 61,265	\$ 677,688	\$1,100,858	\$ 250,605	\$ 104,880	\$ (14,711,459)	\$ (20,308,803)	\$1,325,921	\$ 100,000	\$ 675,073	\$ (38,959,551)

SUMMARY OF REVENUES AND EXPENDITURES-MAJOR FUNDS

	<u>FY 11 ACTUAL</u>			<u>FY12 PROJECTED</u>			<u>FY13 BUDGET</u>		
	<u>Revenues</u>	<u>Expenses</u>	<u>Difference</u>	<u>Revenues</u>	<u>Expenses</u>	<u>Difference</u>	<u>Revenues</u>	<u>Expenses</u>	<u>Difference</u>
General Fund	\$ 70,169,069	\$ 70,823,662	\$ (654,593)	\$ 55,202,299	\$ 64,468,351	\$ (9,266,052)	\$ 57,517,306	\$ 57,517,306	\$ -
Police Millage	\$ 2,468,866	\$ 2,497,087	\$ (28,221)	\$ 3,055,890	\$ 3,505,890	\$ (450,000)	\$ 1,962,180	\$ 1,962,180	\$ -
Drug Forfeiture	\$ 201,576	\$ 71,628	\$ 129,948	\$ 128,765	\$ 110,491	\$ 18,274	\$ 156,000	\$ 216,472	\$ (60,472)
Parks Millage	\$ 587,894	\$ 618,147	\$ (30,253)	\$ 609,393	\$ 944,393	\$ (335,000)	\$ 389,400	\$ 389,400	\$ -
Parks Senior Center	\$ 248,525	\$ 248,467	\$ 58	\$ 310,094	\$ 310,094	\$ -	\$ 56,913	\$ 6,743	\$ 50,170
Major Streets	\$ 7,650,057	\$ 7,985,392	\$ (335,335)	\$ 7,261,815	\$ 7,254,916	\$ 6,899	\$ 6,859,064	\$ 6,957,106	\$ (98,042)
Local Streets	\$ 3,161,985	\$ 3,139,751	\$ 22,234	\$ 2,983,574	\$ 3,161,533	\$ (177,959)	\$ 3,262,987	\$ 3,462,458	\$ (199,471)
Building Inspection	\$ 6,928,996	\$ 7,266,055	\$ (337,059)	\$ 5,975,112	\$ 7,071,442	\$ (1,096,330)	\$ 3,612,103	\$ 3,366,835	\$ 245,268
Trash Collection	\$ 3,391,059	\$ 4,405,114	\$ (1,014,055)	\$ 2,900,885	\$ 4,534,513	\$ (1,633,628)	\$ 5,000,000	\$ 4,901,202	\$ 98,798
Sewer	\$ 17,684,609	\$ 27,075,322	\$ (9,390,713)	\$ 21,930,134	\$ 28,468,248	\$ (6,538,114)	\$ 31,373,816	\$ 31,373,816	\$ -
Water	\$ 36,842,470	\$ 39,974,925	\$ (3,132,455)	\$ 46,349,053	\$ 46,964,592	\$ (615,539)	\$ 50,846,604	\$ 50,846,604	\$ -
Public Improvement Fund	\$ 3,499,011	\$ 4,105,965	\$ (606,954)	\$ 2,846,200	\$ 3,392,698	\$ (546,498)	\$ 2,319,880	\$ 2,104,906	\$ 214,974
Budget Stabilization	\$ -	\$ -	\$ -	\$ -	\$ -	\$ -	\$ 100,000	\$ -	\$ 100,000
Total w/o Community Development	\$ 152,834,117	\$ 168,211,515	\$ (15,377,398)	\$ 149,553,214	\$ 170,187,161	\$ (20,633,947)	\$ 163,456,253	\$ 163,105,028	\$ 351,225
Community Development	\$ 15,188,603	\$ 15,468,130	\$ (279,527)	\$ 37,075,470	\$ 37,284,853	\$ (209,383)	\$ 29,223,933	\$ 29,029,314	\$ 194,619
Total w/Community Development	\$ 168,022,720	\$ 183,679,645	\$ (15,656,925)	\$ 186,628,684	\$ 207,472,014	\$ (20,843,330)	\$ 192,680,186	\$ 192,134,342	\$ 545,844

Staffing in the FY13 Budget

As of April, 2012, the City of Flint has 686 permanent full-time employees. In this budget, that number will be 539, a reduction of 147 employees. Reductions are virtually in every area of city service. The distribution of positions for FY13 will be as follows:

Governance (including the offices of Mayor, Council, Clerk, Emergency Manager, City Attorney, and Human Relations Commission) – Permanent full-time staffing will be 18, a reduction of 3 from the current 21.

Public Safety (including District Court, Police, Fire, and 911) – Permanent full-time staffing will be 245, a reduction of 55 from the current 300. The reductions are exclusively related to the loss of grant funding for police officers and fire fighters.

Infrastructure (including Water and Sewer operations, Waste Collection, Street Maintenance and Engineering, Parks, Development, DCED, Facilities, and Fleet) – Permanent full-time staffing will be 222, a reduction of 54 from the current 275.

Finance and Administration (including Finance, Treasury, Purchasing, Assessing, Information Services, Human Resources, and Risk Management) – Permanent full-time staffing will be 54, a reduction of 36 from the current 90.

ESTIMATED IMPACT OF FINANCING CHANGES

The FY13 Budget contains changes in the financing of city services.

The overall property tax levy for city services is reduced by 3 mills as the levy for trash pick up is removed. However, there is a new fee implemented for trash pick-up which will reflect the actual cost of the service.

There is also a special assessment district covering the entire city which will assess the costs of maintaining and improving street lighting throughout the City

Additionally, water and sewer rates are increased in order that the systems remain financially solvent.

In the upcoming tax year, most property owners will pay more in total for property taxes, street lighting, trash pick-up and water and sewer charges than they paid in 2011.

However, property owners whose property had a taxable value of more than \$53,450 in 2005 will pay less in the upcoming year than they paid in 2005.

Property owners whose property had a taxable value of less than \$53,450 in 2005 will pay more in the upcoming year than they paid in 2005.

TAX LEVIES, FEES AND CHARGES ON TAX BILL: JULY 2012 - JUNE 2013

Tax year:		2005	2011	2012
<u>Property Value:</u>		<u>Market:</u>	<u>Market:</u>	<u>Market:</u>
Tax year 2012;		\$ 106,900	\$ 74,039	\$ 59,971
<i>Taxable Values are 56.1% of 2005 Values</i>		<u>Taxable</u>	<u>Taxable</u>	<u>Taxable</u>
Tax year 2011:		\$ 53,450	\$ 37,019	\$ 29,985
<i>Taxable Values are 69.3% of 2005 Values</i>				
<u>Type</u>	<u>(Mills)</u>	<u>Total Cost</u>	<u>Total Cost</u>	<u>Total Cost</u>
Property tax - General	7.5	\$ 401	\$ 278	\$ 225
Property tax- Police	2.0	\$ 107	\$ 74	\$ 60
Property tax- Garbage (levy in 2005 & 2011 only)	3.0	\$ 160	\$ 111	\$ -
Property tax - Parks	0.5	\$ 27	\$ 19	\$ 15
Property tax - Public Improvement	2.5	\$ 134	\$ 93	\$ 75
Property tax - County, schools, etc in 2005	41.5	\$ 2,218	-	-
Property tax - County, schools, etc in 2011 and 2012	47.4	-	\$ 1,755	\$ 1,421
Total tax millage in 2005 was 57 mills, including 15.5 city		\$ 3,047	\$ 2,329	\$ 1,796
Total tax millage in 2011 was 62.9 mills, including 15.5 city				
Total tax millage in 2012 will be 59.9 mills, including 12.5 City				
	<u>(\$)</u>			
Special Assessment - Lights (new in 2012)		\$ -	\$ -	\$ 100
Waste Collection Fee (new in 2012)		\$ -	\$ -	\$ 165
Water & Sewer Charges (est average charge)		\$ 685	\$ 990	\$ 1,670
TOTAL TAXES, ASSESSMENTS, & FEES:		\$ 3,732	\$ 3,319	\$ 3,731

DEFICIT REDUCTION PROGRESS

	<u>Deficit FY11</u>	<u>Projected Deficit FY12</u>	<u>Projected Deficit FY13</u>
General Fund	\$ (16,863,133)	\$ (18,129,186)	\$ (9,129,186)
Fiscal Stabilization Bonds*	\$ 8,000,000	\$ 9,000,000	\$ 10,000,000
Net General Fund Deficit	\$ (8,863,133)	\$ (9,129,186)	\$ 870,814
Police Millage	\$ 6,017	\$ 10,826	\$ 10,826
Drug Forfeiture	\$ 913,932	\$ 932,206	\$ 871,734
Parks Millage	\$ 163,096	\$ 41,651	\$ 11,048
Parks Senior Center	\$ 11,095	\$ 11,095	\$ 61,265
Major Streets	\$ 768,828	\$ 775,727	\$ 677,686
Local Streets	\$ 1,478,308	\$ 1,300,329	\$ 1,100,858
Building Inspection	\$ 1,666	\$ 5,336	\$ 250,606
Trash Collection	\$ 119,711	\$ 6,082	\$ 104,880
Community Development	\$ 689,838	\$ 480,454	\$ 675,073
Sewer Operating Deficit	\$ (9,390,713)	\$ (5,961,459)	\$ -
Water Operating Deficit	\$ (3,132,455)	\$ (615,539)	\$ -
Public Improvement Fund	\$ 1,657,445	\$ 1,110,947	\$ 1,325,921
Budget Stabilization	\$ -	\$ -	\$ 100,000
	<u>\$ (15,576,365)</u>	<u>\$ (11,031,531)</u>	<u>\$ 6,060,711</u>
Sewer OPEB Liability	\$ (16,449,351)	\$ (21,199,351)	\$ (26,199,351)
Water OPEB Liability	\$ (12,092,943)	\$ (15,592,943)	\$ (19,342,943)
	\$ (44,118,659)	\$ (47,823,825)	\$ (39,481,583)

* Fiscal Stabilization Bonds Issued in 2011 in the amount of \$8 million

Request has been made as part of the FY11 Deficit Elimination Plan to borrow an additional \$9 million in 2012

City also anticipates a final borrowing of up to \$10 million in FY13 to address the final portion of the deficit

Assuming the FY13 budget is implemented as planned, the deficit should be eliminated

The Public Improvement Fund is being reserved for debt service for the 3 borrowings, but additional sources of funds - primarily the General Fund - will also be used.



CITY OF FLINT

Department of Finance
Gerald Ambrose, Director
1101 S. Saginaw Street
Flint, Michigan 48502
810-766-7266
www.cityofflint.com

Attachment # 3
Water Forum “Fact Sheet”



City of Flint

Water Forum

5/31/2012

City Of Flint Water Forum

CONTENTS

Water History Facts	3
Frequently Asked Questions	4
Budget Allocation and Fund Expenses	5
Asset / Revenue Charts	6
Recent Timeline of Water and Sewer Funds	7
City of Flint - Water and Sewer System Additional Asset / Revenue Data	8
Calculation of Water and Sewer Rates for FY13 Budget	9
Example Water Bill	10
Turn-off Policy	11
Preliminary Options for Future City of Flint Water Sources	12
Improvements for City of Flint Water System	13

City Of Flint Water History Facts

Current Treatment Plant was put into service in 1954.

Current 72" main pipeline was completed in 1970.

Flint signed a 30 year contract with Detroit Water and Sewer Department in the mid 1960's.

The contract with DWSD has expired and we are currently operating on a yearly extension.

In 2006 Flint completed a \$48,000,000 upgrade of the existing Water Plant (required by the MDEQ & for backup only).

Flint's Water & Sewer System is approximately a \$300,000,000 Enterprise.

Flint's Water & Sewer System is designed to deliver water to over 200,000 people with over 1,500 miles of infrastructure.

Flint's most recent census count shows a population of approximately 102,000 in 2010.

Flint's census population in 2000 was approximately 124,000.

The water system had over 45,000 customers in June of 1999.

The water system had just over 36,000 customers by June 2011.

The "Fixed Costs" that must be covered to maintain the system and deliver quality water have increased over time.

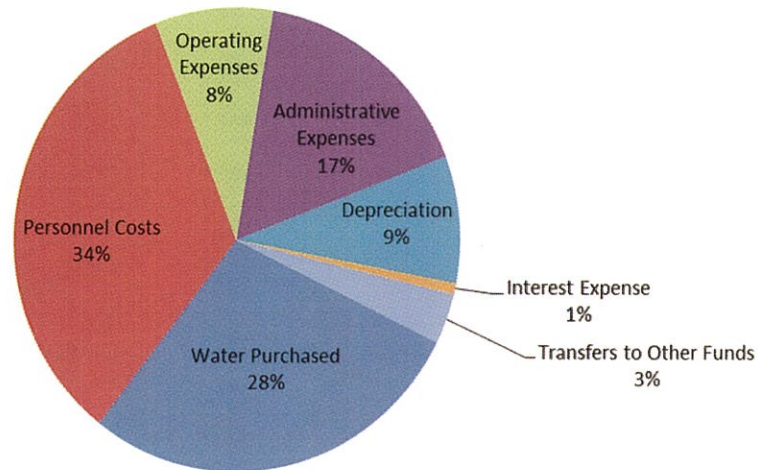
City Of Flint
Most Frequently Asked Questions about Water

- ☐ **Why are the water rates so high ?**
- ☐ **How does my water bill work (Explanation of charges) ?**
- ☐ **Why do others in the area pay less for the same amount of water ?**
- ☐ **Where has all of the water and sewer fund money gone ?**
- ☐ **What do I do if I think my bill is incorrect ?**
- ☐ **What effect does leakage or theft have on my bill ?**
- ☐ **How can I report water theft ?**
- ☐ **Why don't we go back to using the Flint River like we once did ?**

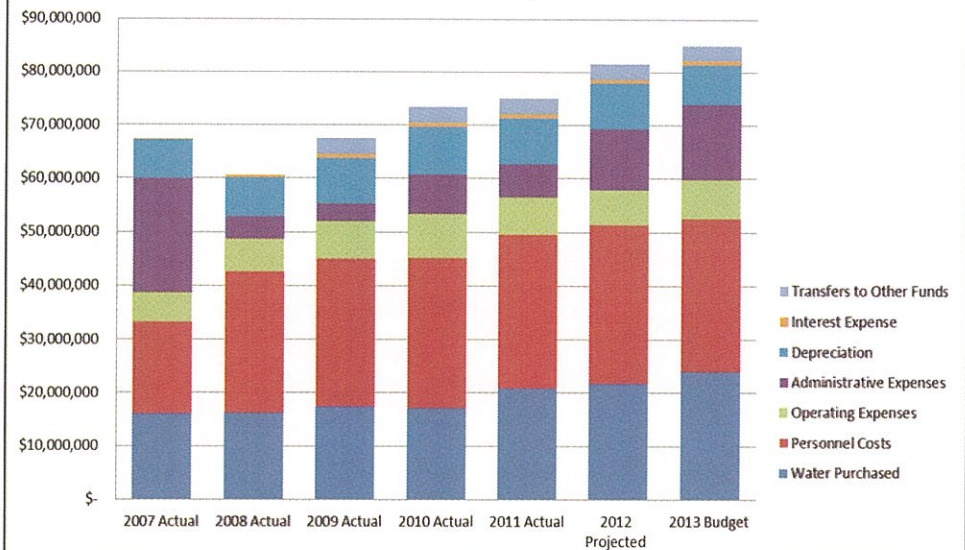
City of Flint

Budget Allocation and Fund Expenses

**City of Flint
FY 2013 Budget Allocation
Water & Sewer Funds**

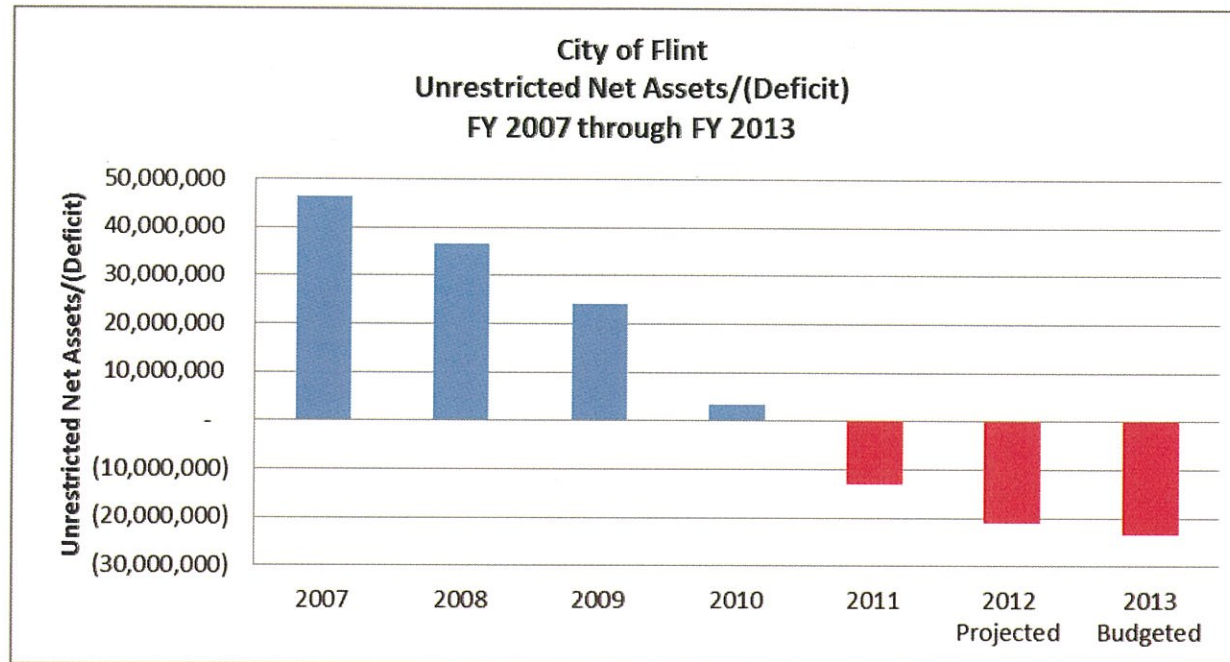


**City of Flint
Water and Sewer Fund Expenses
FY 2007 through 2013**

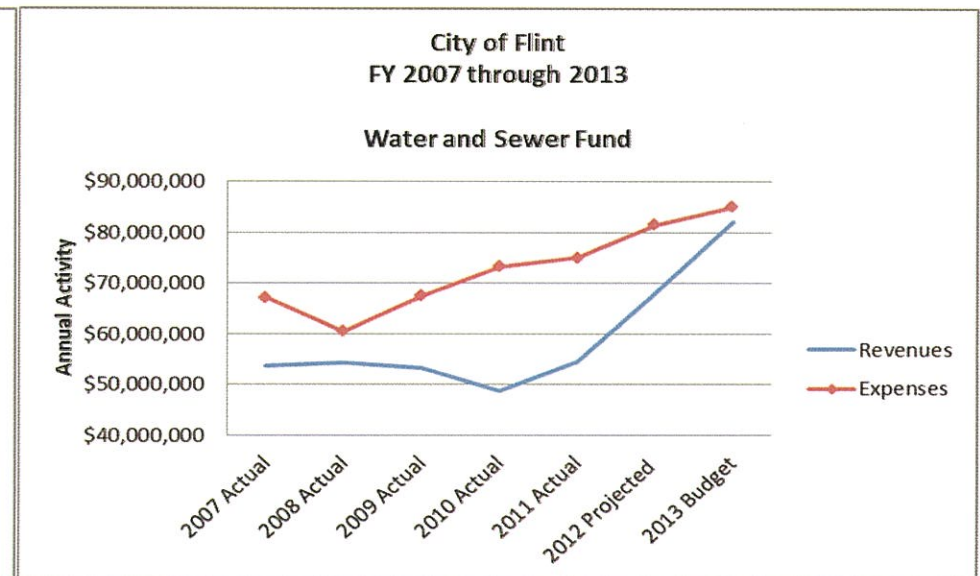
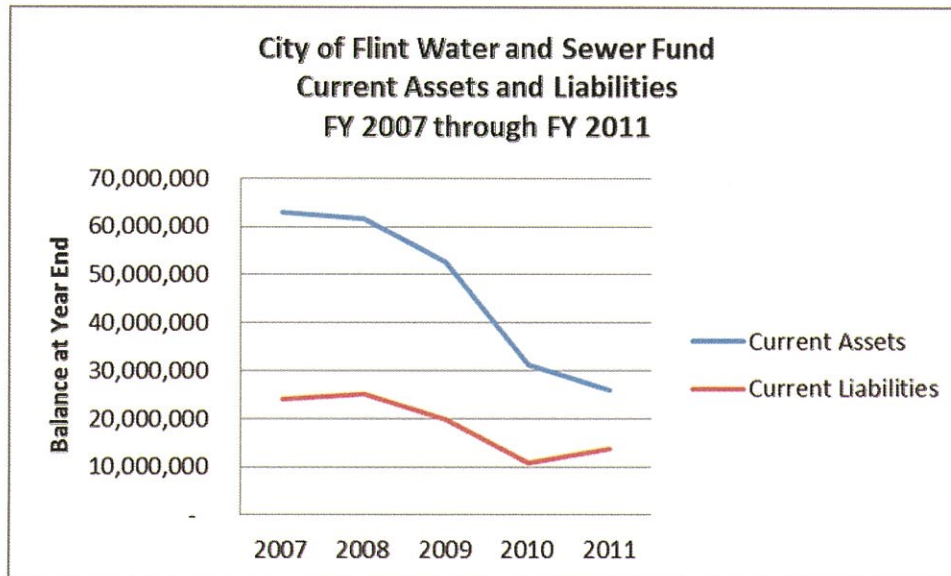


Audited

	2007 Actual	2008 Actual	2009 Actual	2010 Actual	2011 Actual	2012 Projected	2013 Budget
Operating Revenues	51,090,679	51,100,332	51,906,553	47,926,589	54,385,644	67,983,044	81,734,552
Other Revenues	2,627,939	3,274,450	1,442,383	764,886	68,645	126,670	455,867
Annual Revenues	53,718,618	54,374,782	53,348,936	48,691,475	54,454,289	68,109,714	82,190,419
Water Purchased	16,052,006	16,297,871	17,421,663	17,103,752	20,919,987	21,756,787	24,031,417
Personnel Costs	17,292,444	26,302,590	27,591,206	28,149,946	28,618,817	29,640,499	28,546,350
Operating Expenses	5,355,638	6,145,119	6,950,534	8,146,390	6,917,964	6,420,260	7,259,290
Administrative Expenses	21,300,900	4,229,382	3,403,231	7,327,630	6,221,627	11,465,462	14,140,047
Depreciation	7,217,142	7,132,870	8,364,022	8,854,889	8,689,809	8,615,000	7,500,000
Interest Expense	86,632	485,499	868,031	812,270	754,890	705,150	644,314
Transfers to Other Funds	-	-	2,990,000	2,990,000	2,990,000	2,990,000	2,990,000
Annual Expenses	67,304,762	60,593,331	67,588,687	73,384,877	75,113,094	81,593,158	85,111,418



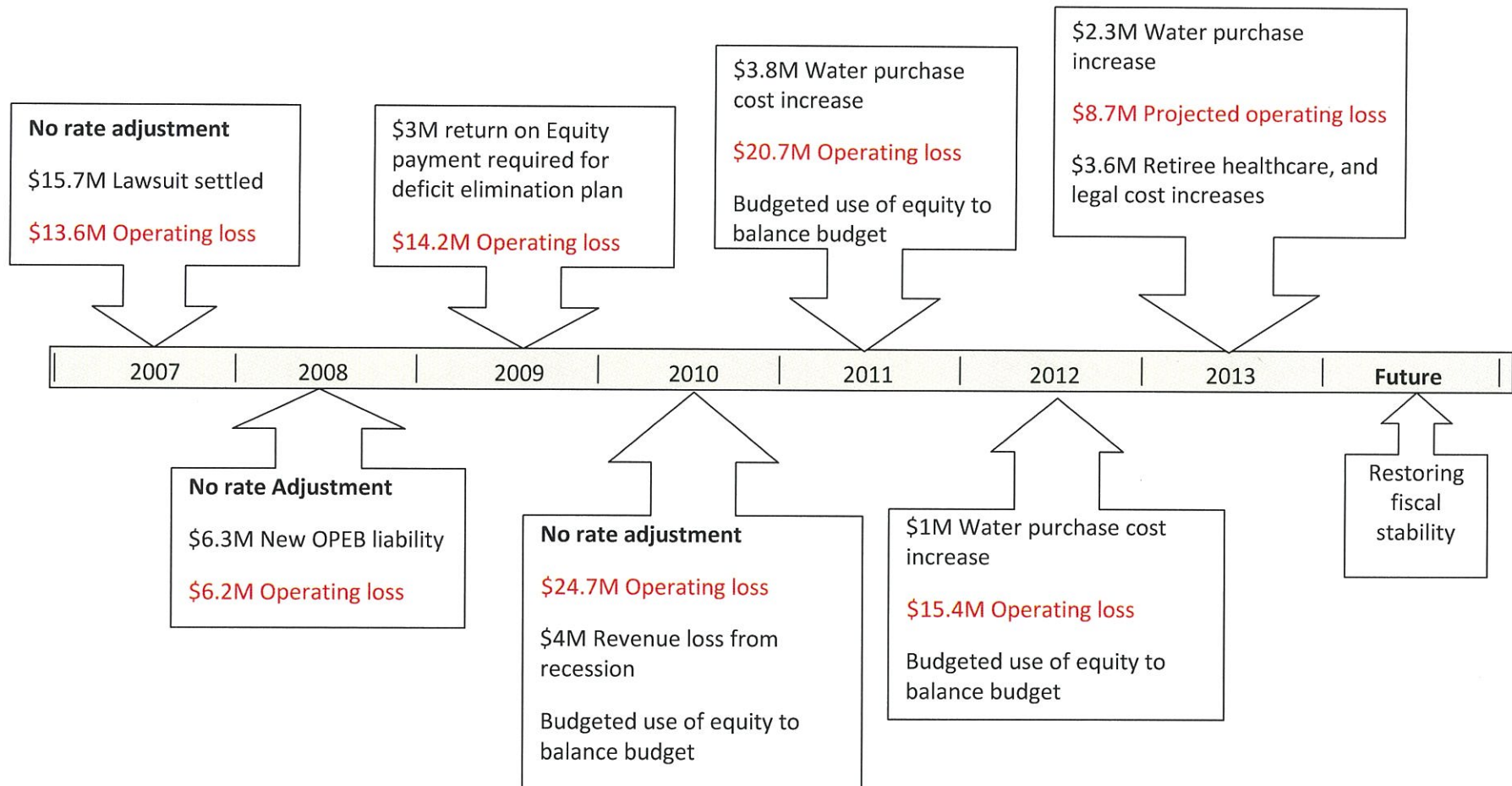
	2007 Actual	2008 Actual	2009 Actual	2010 Actual	2011 Actual	2012 Projected	2013 Budget
Revenues	53,718,618	54,374,782	53,348,936	48,691,475	54,454,289	68,109,714	82,190,419
Expenses	67,304,762	60,593,331	67,588,687	73,384,877	75,113,094	81,593,158	85,111,418



City of Flint

Recent Timeline of Water and Sewer Funds

FY 2007 through 2013



City of Flint- Water and Sewer System Additional Asset / Revenue Data

The average annual residential water sewer bill in FY2005 was less than \$700 annually

The average annual residential water/ sewer bill in FY13 will be nearly \$1,700

Expenses have exceeded revenues every year since 2006:

FISCAL YEAR	Rate Base	Revenues	Expenses	Revenues Minus Expenses	Unreserved System Equity	FACTORS IMPACTING SOLVENCY			COST IMPACT
2006	2005	\$55,204,242	\$50,933,792	\$4,270,450	\$60,340,013				
2007	2005	\$53,856,857	\$67,442,993	(\$13,586,136)	\$46,399,452	No rate adjustment			??
						\$15.7 million lawsuit settlement	15.7	0	\$15.7
2008	2005	\$54,374,781	\$60,593,331	(\$6,218,550)	\$36,482,488	No rate adjustment			??
						OPEB liabilities added	3.6	2.7	\$6.3
2009	2009	\$53,488,463	\$67,728,218	(\$14,239,755)	\$24,023,065	ROE payment added as part of City I	1.9	1.1	\$3.0
2010	2009	\$48,820,329	\$73,513,725	(\$24,693,396)	\$3,531,768	No rate adjustment			??
						Use of retained earnings budgeted	12.5	0.5	\$13.0
						Revenue lost due to recession	2	2	\$4.0
2011	2011	\$54,527,079	\$75,185,879	(\$20,658,800)	(\$12,866,607)	Use of retained earnings budgeted	7.1	3.5	\$10.6
						Water purchase cost increase	0	3.8	\$3.8
2012		\$68,279,187	\$83,682,840	(\$15,403,653)	(\$20,884,122)	Use of retained earnings budgeted	5.1	0	\$5.1
						Water purchase cost increase	0	0.8	\$0.8
2013	2013	\$82,220,420	\$90,970,420	(\$8,750,000)	(\$23,379,690)	Water purchase cost increase	0	2.3	\$2.3
						RHC/Legal/Admin Cost Allocation	2.1	1.5	\$3.6
				(\$99,279,840)					\$68.2

Calculation of Water and Sewer Rates for FY13 Budget

March, 2012:

	Expense Projection Based on FY12 Costs	Revenue Projection Based on FY12 Receipts	Difference Between Projected Revenues and Expenses	Rate Increase Necessary To Close Gap
Water	\$49.9	\$44.4	-\$5.5	12.4%
Sewer	\$31.0	\$21.4	-\$9.6	44.9%
TOTAL	\$80.9	\$65.8	-\$15.1	22.9%

**CITY of FLINT, MICHIGAN
WATER &/OR SEWER BILL**

Service at: **1810 BALDWIN BLVD**

TREASURER
CITY OF FLINT
P.O. BOX 1950
FLINT, MI 48501

PRESORTED
FIRST CLASS MAIL
US POSTAGE PAID
CITY OF FLINT

3419

Active

Seq=3138

ACCOUNT NUMBER	DUE DATE
BALD-005810-0000-01	02/28/2012
NET AMOUNT DUE	
147.85	



RETURN THIS STUB WITH
YOUR PAYMENT

****AUTO**



0000037681000001478502282012000001491377706

KEEP THIS PORTION FOR YOUR RECORDS

LAST READ/DATE/TY	NEW READ/DATE/TY	CONS	SERVICE	CHARGE	Prev. Balance	161.08
361 01/05/2012 A	363 02/03/2012 A	2	Sewer Non-metered	6.62	Payments	-75.00
			Sewer Svc Chrg	22.07	Adjustments	0.00
			Water	13.36	Current Penalty	0.36
			Water Svc Chrg	19.36	New Charges	61.41
					Total Due	147.85
ACCOUNT: BALD-005810-0000-01 SERVICE AT: 1810 BALDWIN BLVD					Due Date	02/28/2012

PENALTY ASSESSED 30 DAYS AFTER DUE DATE



**CITY OF FLINT
DEPARTMENT OF FINANCE**

Customer Service Center

**Dayne Walling
Mayor**

**Douglas Bingaman
Treasurer**

**CITY OF FLINT
WATER NON-PAYMENT TURN-OFF POLICY**

1. Water services to any customer may be shut off if the account is not paid until after 30 days after the due date. (City ordinance 46-52 (h))
2. Non-payment turn-offs are done only Monday through Thursday. The Customer Service Center does not schedule non-payment turn-offs on Fridays, Saturdays, Sundays, or most recognized holidays.
3. Illegal usage, broken payment arrangements and NSF (non-sufficient funds) turn-offs are done at any time without additional notice.
4. Turn-off notices are mailed to delinquent customers fifteen (15) days before actual turn-off.
5. The water customer is responsible for maintenance of all plumbing in the premises including connection to City water mains or sewer lines.
6. If a customer disputes a water bill and is unable to resolve the issue with Customer Service personnel, the customer may request an administrative review. Further information on any water account may be obtained by calling (810) 766-7015 or visiting the Customer Service Center at 1st Floor, City Hall, 1101 S. Saginaw St.

Preliminary Options for Future City of Flint Water Sources

Consider a New Negotiated Contract with Detroit Water and Sewer Department

PRO'S	CON'S
<ul style="list-style-type: none"> No upfront capital costs Possibility to negotiate a lower rate Ability to "Blend" water sources to further control costs 	<ul style="list-style-type: none"> Lack of control over new / fixed changes Past practices

Consider a Contract with the Karegnondi Water Authority

PRO'S	CON'S
<ul style="list-style-type: none"> Voting member of KWA board Ability to "Blend" water sources to further control costs Raw water is an asset for attracting new businesses 	<ul style="list-style-type: none"> Capital cost (debt service) Uncertainty of final costs

Blended Use of the Flint River

PRO'S	CON'S
<ul style="list-style-type: none"> Helps control cost of water 	

*** CURRENTLY NO DECISIONS HAVE BEEN MADE REGARDING THE FUTURE WATER SOURCE

Improvements for City of Flint Water System

Reduce Leakage

▪ **Finalize a Preventative Maintenance Plan**

- Planning started in January 2012, requires funding ... part of Operational Costs
- Will help identify repair areas

▪ **Reduce water theft**

▪ **Replace water meters**

- We currently have an eighteen month plan to replace all meters with more efficient "*Smart Meters*"

▪ **Encourage routine household checks**

- "Faulty" toilets are a significant reason for household water loss and unexpected larger bills.

Other Leakage Concerns

✓ Transmission Loss

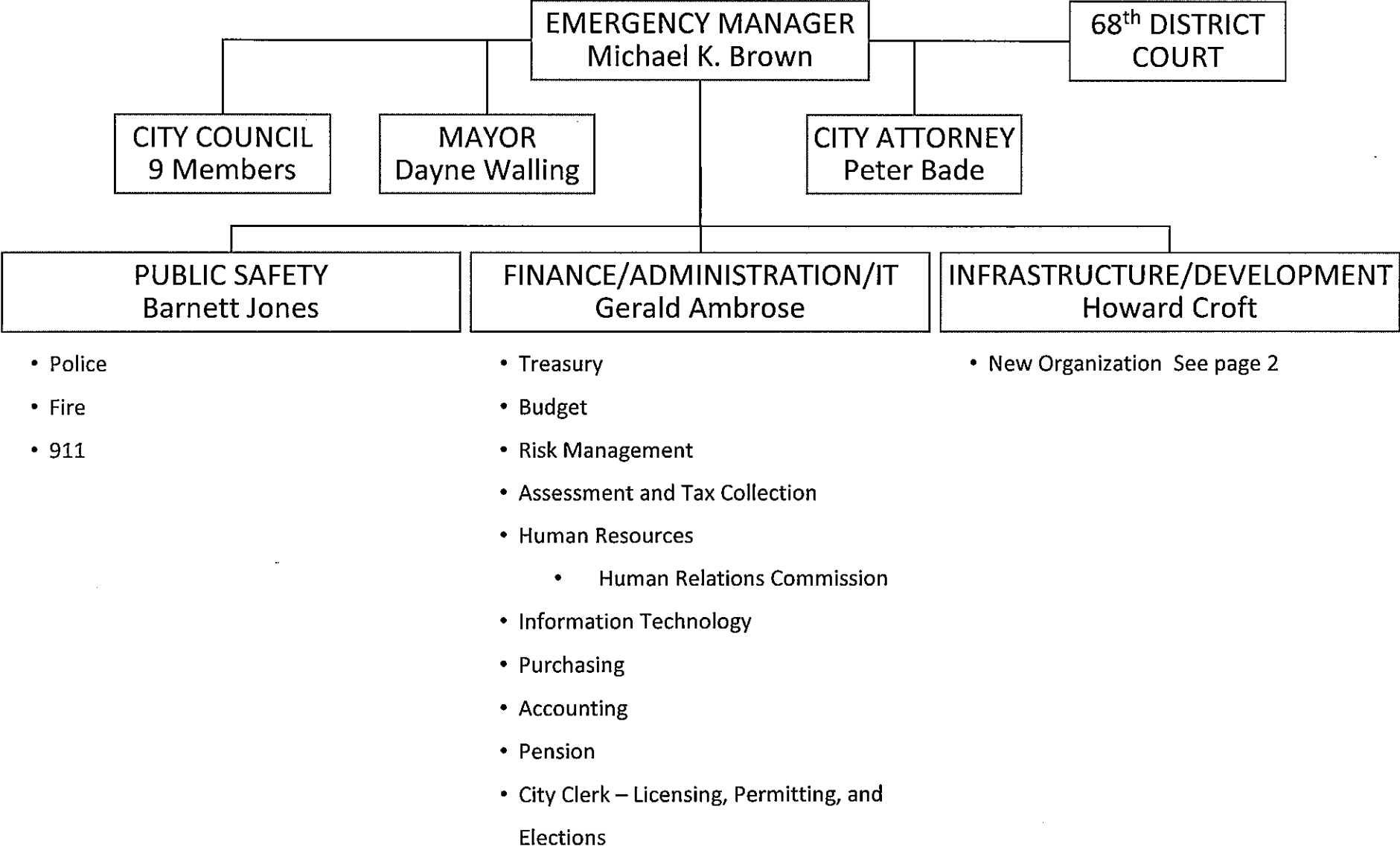
✓ Fire Hydrants

✓ Incorrect water bills

✓ Non-Payment

Attachment # 4
Organizational Chart

City of Flint: Organizational Chart



FLINT, MI - INFRASTRUCTURE & DEVELOPMENT

	Howard Croft

Parks & Facilities	Utilities	Transportation	Development
Pat Gerace	Duffy Johnson	Kay Muhammad	David Solis

Administration and Accounting

Diane Shock, Tamar Lewis, Mary Jarvis, 1 Part-Time Clerk

	Yolanda Gray	Cindy Cheshier
--	--------------	----------------

Coordinators and Division Heads									
---------------------------------	--	--	--	--	--	--	--	--	--

Parks	Facilities	Water Plant	WPC	WSC	Fleet	Sanitation	Streets	Traffic Sign & Paint	Traffic Electrical Engineer	Engineering	BSI	Rental	Demo	Master Planning	DCED / Grants
	Lee Osborne	Brent Wright	Bob Case	Rob Bencsik	Mike Rule	Arnold Brown		Rod McGaha	Wes Muhammad	Scott Jason	Jesse Buchanan			Megan Hunter	Tracy Atkinson

Community Center Leaders	Bldg. & Elect. Systems Maintainer	Supervisors/ Foremen	Supervisors/ Foremen	Supervisors/ Foremen	Foreman	Foreman	Foreman	Operators	Electricians	Construction Inspector	Senior Neighborhood Official	Senior Neighborhood Official	Demolition Coordinator	Real Estate/ Planning & Zoning	Program Managers
2	1	7	7	7	2	1	4	5	4	2	1	1	1	Sheree Pierce	3

	Senior Bldg. Maintainers	Building Maintainers/ Trainees	Operators/ Maintainers	Oper/Maint/S ewer Clnrs/ Trainees	Mechanic	Waste Collectors	Production & Planning Technician			Street Inspector	Neighborhood Enforcement Officers	Code Enforcement Officers	Demolition Inspectors	Associate Planners	Program Specialists
	2	8	23	42	7	23	1			1	2	2	2	2	3

		Instrumentation Technician	Electricians	Water Meter Tech		Waste Collectors (Temp)	Operator/Maintainers			Survey Technician Asst.	Plumbing/Mechanical Inspector				Rehab Specialist
		1	2	9		2	16			1	1				1

		Laboratory Specialist	Instrumentation Technicians	Bldg & Grounds Custodian		Compost Collectors (seasonal)					Principal Clerk Typists				
		1	2	1		6					1	1	1		

		Principal Clerk Typist	Laboratory	Acct Clerk & Data Tech	Admin/Suppo rt Tech	Admin/Suppo rt Tech					Casual Skilled Laborers (Temps)				
		1	6	2	1	1					1	1	1		

[illegible]

Attachment # 5
EVIP – Certification of Consolidation of Services

Economic Vitality Incentive Program Certification of Consolidation of Services

Issued under authority of Public Act 63 of 2011. Filing is mandatory to qualify for payments.

Each city/village/township applying for Consolidation of Services payments must:

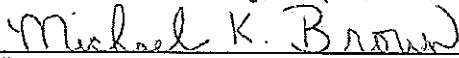
1. Certify to the Michigan Department of Treasury (Treasury) that the local unit listed below has produced and made readily available to the public, a plan to increase its existing level of cooperation, collaboration, and consolidation of services (either within the jurisdiction or with other jurisdictions). The plan shall include a listing of any previous services consolidated with the cost savings realized from each consolidation and an estimate of potential savings for any new service consolidations being planned.
2. Submit to Treasury a copy of the plan to increase cooperation, collaboration, and consolidation of services.

This certification, along with a cooperation, collaboration, and consolidation plan, **must be received by January 1, 2012** (or the first day of a payment month) in order to qualify for that month's payment. Post mark dates will not be considered. For questions, call (517) 373-2697.

PART 1: LOCAL UNIT INFORMATION

Local Unit Name City of Flint	
Local Unit Code 252040	Local Unit County Genesee
Contact Name Jerry Ambrose	Contact Telephone Number (810) 766-7266

PART 2: CERTIFICATION

<i>In accordance with Public Act 63 of 2011, the undersigned hereby certifies to Treasury that by January 1, 2012, the above mentioned local unit has produced and made readily available to the public a plan to increase cooperation, collaboration, and consolidation of services. The plan for cooperation, collaboration, and consolidation of services is attached to this signed certification.</i>	
Chief Administrative Officer Signature (as defined in MCL 141.422b) 	
Title Emergency Financial Manager	Date December 30, 2011

Completed and signed forms (including required attachments) should be e-mailed to: TreasORTA@michigan.gov

If you are unable to submit via e-mail, mail the completed form and required attachments to:

Michigan Department of Treasury
Office of Revenue and Tax Analysis
PO Box 30722
Lansing MI 48909

Treasury Use Only		
EVIP Eligible Y N	Certification Received	EVIP Notes
Final Certification	Plan Received	

**Economic Vitality Incentive Program
Certification of Consolidation of Services**

December 30, 2011

Summary

The City of Flint has participated for many years in collaborative projects with other local units of government, courts and major asset management. Governor Snyder has required recipients of State Shared Revenue to identify collaborative projects currently operational and those which are being evaluated.

Several Genesee County area units of government, including the City of Flint, asked the Flint Area Reinvestment Office (FARO) to facilitate a process to re-envision local government service delivery systems. "Future Genesee" was the result.

"Future Genesee" developed a Shared Services Category of Priorities. Through two sub-committees: 1) Administrative and 2) Finance – potential services were categorized as Easy, Medium or Hard. Six initial services were further defined with a Vision describing a successful function and a listing of the Ultimate Impacts which would result from attainment of the vision. The Recommendation Summary is attached.

The City of Flint is currently operating under Public Act 4 with an Emergency Financial Manager. Implementation of shared, or consolidation of services is essential in order to resolve the current financial crisis and for long term, efficient delivery of services to the public.

The attached schedule lists the on-going consolidated and cooperative measures and those currently being evaluated. Cost savings have been noted where applicable.

Please note: Discussions have begun and are on-going for two projects listed under "Potential Future Consolidation" section: 1) County-wide 911 and 2) further consolidation of 67th District Court with Flint's 68th District Court.

Economic Vitality Incentive Program
Cooperation, Collaboration and Consolidation Plan
as of January 1, 2012
Local Unit Name: City of Flint
County: Genesee

Plan is available to the Public - www.cityofflint.com

Schedule of Cooperation/Collaboration/Consolidation of Services

	Year	Estimated Annual
<u>Previous/Ongoing Consolidation and Intergovernmental Cooperative Measures</u>		
Bishop Airport Authority	Implemented approx. 1988	<u>Savings</u> Collaboration
67th/68th District Court (McCree Project)	2011	Collaboration
Mutual Aid Pacts on Police and Fire	since 1970's	Collaboration
FANG Joint Investigations on Drug Enforcement	since 1980's	Collaboration
Genesee County CEDS	2009	Collaboration
Next Michigan	2011	Collaboration
Parks - County Parks Service mowing two city parks	2008	Collaboration
Level 4 Assessor Sharing with Lansing	2009	Collaboration
Income Tax Processing and Recordkeeping with Cities of Grand Rapids and Lansing	beginning 2012	Collaboration
NSP 1 and NSP 2	since 2009	Collaboration
Michigan State Police Road Patrol	2011	Collaboration
Karegnondi Water Authority with City of Lapeer, and Counties of Genesee, Lapeer and Sanilac	2010	Collaboration
<u>Potential Future Consolidation and Intergovernmental Cooperative Measures Being Evaluated</u>		
County-wide 911	TBD	Collaboration
Further Consolidation of 67th and 68th District Courts	TBD	Collaboration
* Human Resources / Joint Benefit Administration	TBD	Collaboration
* Trash and Recycling	TBD	Collaboration
* Fleet Management	TBD	Collaboration
* Taxation, Collection, Assessment, and Appeals	TBD	Collaboration
* Parks Maintenance	TBD	Collaboration
* Information Technology	TBD	Collaboration
* Licensing and Permitting	TBD	Collaboration
Planning / Community and Economic Development	TBD	Collaboration
Police: County-wide Detective Bureau / Crime Lab	TBD	Collaboration
Police: Record Management	TBD	Collaboration
Multi-Juridical Fire Authority	TBD	Collaboration
GLS CEDS (4 Counties including City of Flint)	TBD	Collaboration
Existing Infrastructure Water and Sewer Collaboration with County	TBD	Collaboration
Purchasing	TBD	Collaboration
Expansion of Cooperation Between Land Bank and DCED	TBD	Collaboration

Proposals developed through the Future Genesee Project (more information
* attached)



Future Genesee
A Re-envisioning Process for Genesee County...

Future Genesee Background:

Local units of government in Michigan are confronted with unprecedented challenges to maintain vital public services in the midst of the most pressing economic and social challenges since the Great Depression. Revenue sources we have traditionally relied upon, such as state revenue sharing, local property taxes and local income taxes for cities, continue to erode. Additionally, local government leaders are faced with increasing employee health and legacy costs, high structural unemployment, aging infrastructure and, a tax system geared for the old manufacturing economy and not the evolving knowledge-based new economy – diverse, entrepreneurial, skilled, and high tech.

Several local units of government have been engaging in shared service agreements for many years. Others are now exploring new options for cooperation and collaboration. At the same time, the State of Michigan has adjusted its budget to bring it into balance by cutting revenue sharing and other forms of public aid. Governor Snyder, business leaders and other community leaders have noted the potential cost savings from shared services and potential benefits to the community. His administration has challenged local governments to adopt cost cutting best practices by cooperating to enact reforms focused on community and economic development which will result in taxpayer savings.

In response to this challenging environment, several leaders in local government approached the Flint Area Reinvestment Office (FARO) to facilitate a process in Genesee County to re-envision our local government service delivery system. FARO, in partnership with the Genesee Regional Chamber of Commerce (GRCC) committed the resources to guide this effort supported by a consensus from local government leadership.

The 60-day process that resulted, "Future Genesee", was a voluntary effort with local communities in Genesee County-- a "coalition of the willing" to endorse and participate. Comprised of community leaders representing all sectors, a Steering Committee and two subcommittees, financial and administrative, were assembled and lead by former Lt. Governor John Cherry to address the potential areas for cooperation and collaboration of shared services within the region. Their vision:

Create the potential for economic development over the long term by putting systems into place that will increase efficiency and increase taxpayer value in public service delivery resulting in improved quality of life, as well as attraction and retention of business development.

This report has been prepared in the form of recommendations by the Future Genesee Steering Committee to the community as a basis of support as local units meet the requirements set forth by Governor Snyder and as they plan for economic viability into the future. The report suggests a process for sustainability to create a foundation to facilitate shared services, as well as six initial recommendations where local units could begin the service sharing process. The chart that follows summarizes their recommendations. The remainder of the document details the planning process, participants, and blue prints for action. It is our vision that this work will begin to position our region for robust participation the new economy.

John Cherry, Chairperson
Future Genesee

Michael Brown, President and Director
Flint Area Reinvestment Office



Future Genesee – Recommendation Summary

A Re-envisioning process for Genesee County...

Steering Committee

Intergovernmental Solutions Center

We recommend that an Intergovernmental Solutions Center be established as a neutral convener to assist local units of government who desire to create shared service partnerships. The Center would:

- Serve as a clearinghouse for information and expertise that prospective shared service partners believe are necessary to design and implement shared service arrangements. Services could include research, legal, accounting, mediation, or other similar services.
- Be governed by a board of prominent community leaders.
- Be funded by a mixture of grants, fee for services, and assessments for participation in county-wide shared service arrangements.

Leadership Academy

We believe that shared governmental services would best be sustained if the Greater Genesee County Community had a continuous and active Leadership Academy. Such an Academy could:

- Foster a community understanding of and commitment to shared governmental services through the training of future political and community leaders.
- Be an extension of current leadership programs in Genesee County, or a new commitment to building the community development skills of young emerging leaders.
- Be housed in one or a combination of local educational institutions.
- Be sponsored by a coalition of community organizations including a partnership with BEST and Resource Genesee who are currently developing community leaders.

Local Government Finance Subcommittee

Purchasing

Vision	Ultimate Impact
A collaborative flexible, purchasing network which efficiently leverages existing purchasing systems and resources, offers quality products and services, stimulates local business development, while meeting the needs of local units of government.	<ul style="list-style-type: none">▪ Increased business development▪ Best price and best quality for products and services▪ Cost savings▪ Public buy-in

Human Resources

Vision	Ultimate Impact
Collaborative, flexible, and cost-effective human resources solutions that support local units in lowering risks and standardizing best practices through a menu of HR solutions that fill gaps and address service needs for individual units of government.	<ul style="list-style-type: none">▪ Economies of skill▪ Cost-effective joint benefits & joint training▪ Stronger collective bargaining position▪ More qualified employees; less political hires▪ Improved risk management▪ Reduced outside fees for legal and HR consultants▪ Lower litigation cases/awards▪ Improved communication

Taxation	
<p>Vision</p> <p>Efficient, county-wide collaborative system which ensures tax assessment uniformity, one-stop services for businesses, rapid distribution of collections, and agile compliance with changing state regulations</p>	<p>Ultimate Impact</p> <ul style="list-style-type: none"> ▪ More uniform assessment throughout the county ▪ Economy of skills ▪ Consistent policies across the county ▪ Promotion of economic development due to business-friendly practices ▪ Easier to meet state reassessment timelines (consistent practices)
Local Government Administrative Services Subcommittee	
Planning	
<p>Vision</p> <p>Genesee County will possess an integrated, inclusive, collaborative planning process that will position the region to succeed in the global economy.</p>	<p>Ultimate Impact</p> <ul style="list-style-type: none"> ▪ A coordinated, integrated planning process ▪ Genesee County becomes viewed as a place where businesses and people want to invest ▪ Economic growth ▪ Leveraged funding and resources that result from coordinated planning efforts
Information Technology	
<p>Vision</p> <p>A region where information is relevant, interconnected, and accessible by:</p> <ul style="list-style-type: none"> ○ Community members ○ Municipalities to develop shared services capacity to effectively work together ○ Global/International business community 	<p>Ultimate Impact</p> <ul style="list-style-type: none"> ▪ Increased service delivery efficiency ▪ Increased communication locally, nationally, globally ▪ Increased access to information
Parks	
<p>Vision</p> <p>An integrated, collaborative park system that provides improved quality of life for residents who will view parks as environments that are attractive, safe, and meet their needs for recreation.</p> <p>Parks will also positively influence neighborhood safety, maintenance, and property values; and over time, positively impact economic development by making Genesee County a good place to visit, locate a business, and raise a family.</p>	<p>Ultimate Impact</p> <ul style="list-style-type: none"> ▪ Improved quality of life ▪ Healthier Community ▪ Sustainable green strategy ▪ Riverfront development ▪ Economic growth ▪ Community parks stewardship ▪ More marketable community ▪ New, ongoing partnerships ▪ Increased diversity

Other Shared Services Categories Investigated

Police – County-wide Detective Bureau

Rationale	Unifying Strategies & Entities to Convene Partners
<ul style="list-style-type: none"> ▪ Public safety is a top priority ▪ Create a safer community ▪ Improve overall image as a safe place ▪ Aligning officer skills with assignment ▪ Solving crimes across jurisdictions ▪ Avoiding duplication of services ▪ Units are already collaborating 	<ul style="list-style-type: none"> ▪ Chiefs Planning Sessions ▪ LEORTC ▪ Future Genesee ▪ Collaborative governance ▪ Possible revenue source from outstanding warrants ▪ Safer communities attract business investment

Fire

Rationale	Unifying Strategies & Entities to Convene Partners
<ul style="list-style-type: none"> ▪ Cost Savings/Costs are increasing for equipment. ▪ Many collaborative efforts to build on. ▪ Safety enhancements for residents. ▪ Efficiency (response time). ▪ Improved training opportunities. ▪ Better deployment of resources. ▪ There is a need (to address) before services deteriorate. ▪ Non-compliant with equipment. 	<ul style="list-style-type: none"> ▪ Chiefs Association ▪ Small Cities Association ▪ Township Associations ▪ Future Genesee ▪ Focus on end result ▪ Community “Buy-in”

Health Care

Rationale	Unifying Strategies & Entities to Convene Partners
<ul style="list-style-type: none"> ▪ Although Genesee County is rich in health resources and services, we still rank among the worst in State in overall health status. ▪ Genesee County Health Department is working with the Greater Flint Health Coalition to implement health behavior improvement action plan strategies to improve our ranking in the areas of overall health behaviors; diet, exercise & physical activity; and tobacco use over a 10-year period. ▪ We cannot operate in silos to deliver health services, but rather need to build new relationships by conducting County business more efficiently to leverage greater resources 	<ul style="list-style-type: none"> ▪ The Future Genesee Administrative Services Committee made a motion to refer shared health services concerns, particularly as they relate to smaller communities that have less knowledge of and access to health services, to the Greater Flint Health Coalition. ▪ GFHC is already established to coordinate health services within the county. It was further recommended that they consider regionalized health services. ▪ Mike Brown and John Cherry will make a presentation on behalf of Future Genesee shared services concerns to the GFHC in January, 2012.

**Future Genesee Shared Services Category Priorities
October 17, 2011**

Administrative Subcommittee		
Easy	Medium	Hard
<ul style="list-style-type: none"> • Licensing & Permitting • Legal Services • (1) Planning (Standardization) 	<ul style="list-style-type: none"> • Code Enforcement • (2) Parks • (3) Information Technology • Construction & Maintenance of Roads, Streets& Bridges 	<ul style="list-style-type: none"> • (4) Public Safety - Police • (4) Public Safety - Fire • Elections • Judicial • (5) Transportation Services (Maintenance – GISD) • (6) Health Services (GFHC; GCHD) Coordination – Final Decision pending presentation
<p>Notes: Consider schools/GISD in the mix Consider overlap between areas (Such as safety and parks) Expand some current shared services Create some new sharing opportunities</p> <p>Consider a County-wide coordinating system for shared services Include a Communication Strategy for each investigative pathway Identify “Low hanging fruit” Distinguish between efficiency benefits and economic benefits</p> <p>*Premise for decision-making is service... improved services = improved quality of life</p>		

Finance Subcommittee		
Easy	Medium	Difficult
<ul style="list-style-type: none"> • (3) Trash Recycling • Code Enforcement – Adm. Subcom. • Purchasing • (4) Taxation, Collection, Assessment & Appeals • (1) Dash Board Projections 	<ul style="list-style-type: none"> • (2) Human Resources (Joint Benefit Administration) • Parks and Recreation • Planning and Zoning – Adm. Subcom. • Fire 	<ul style="list-style-type: none"> • (5) Police <ul style="list-style-type: none"> ◦ Crime Prevention ◦ Police-Records Management ◦ Detectives/Crime Lab • Budget • 911
<p>Notes: GISD can help with Trash Recycling, Human Resources and Joint Benefit Administration, and Dash Board Projections. An intergovernmental council could be a part of our sustainability recommendations.</p> <p>Parking Lot Issues: Legacy Costs, Tax Sharing</p>		

Attachment # 6
EVIP – Certification of Employee Compensation

Economic Vitality Incentive Program Certification of Employee Compensation

Issued under authority of Public Act 278 of 2011. Filing is mandatory to qualify for payments.

Each city/village/township applying for Employee Compensation payments must:

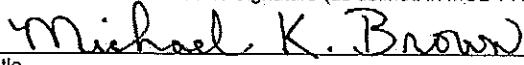
1. Certify to the Michigan Department of Treasury (Treasury) that the local unit listed below has developed an employee compensation plan that the local unit intends to implement with any new, modified, or extended contract or employment agreements for employees not covered under contract or employment agreement. The plan shall be made available for public viewing in the clerk's office or posted on a publicly accessible Internet site.
2. Submit to Treasury an employee compensation plan.

This certification, along with the employee compensation plan, **must be received by May 1, 2012** (or the first day of a payment month) in order to qualify for that month's payment. Post mark dates will not be considered. For questions, call (517) 373-2697.

PART 1: LOCAL UNIT INFORMATION

Local Unit Name City of Flint	
Local Unit Code 252040	Local Unit County Genesee
Contact Name Gerald Ambrose	Contact Telephone Number (810) 766-7266

PART 2: CERTIFICATION

<i>In accordance with Public Act 278 of 2011, the undersigned hereby certifies to Treasury that by May 1, 2012, the above mentioned local unit has developed an employee compensation plan and has made the plan available for public viewing in the clerk's office or posted on a publicly accessible Internet site. The employee compensation plan is attached to this signed certification.</i>	
Chief Administrative Officer Signature (as defined in MCL 141.422b) 	
Title Emergency Manager	Date 4-25-12

Completed and signed forms (including required attachments) should be e-mailed to: TreasORTA@michigan.gov

If you are unable to submit via e-mail, mail the completed form and required attachments to:

Michigan Department of Treasury
Office of Revenue and Tax Analysis
PO Box 30722
Lansing MI 48909

Treasury Use Only		
EVIP Eligible <div>Y N</div>	Certification Received	EVIP Notes
Final Certification	Plan Received	

City of Flint
Employee Compensation Plan
April 26, 2012

Pursuant to the requirements of Public act 63 of 2011, the following Employee Compensation Plan has been authorized by Michael K. Brown, the Emergency Manager for the City of Flint:

It is the goal of the City of Flint to offer compensation in the form of wages and benefits which are sufficient for the City to attract and retain quality employees who are capable and motivated to carry out the services of the City in an excellent manner. Such compensation will be financially affordable to the City, both in the short-term and in the long term.

The plan will include the following key components:

- The city will strive to negotiate or otherwise establish wages and benefits which are comparable to surrounding and comparable public and private employers, in order to attract and retain qualified candidates for employment;
- The City will strive to have a workforce that is reflective of the population it serves;
- The City will strive to have a workforce who not only works in the City, but, lives, plays, shops, and recreates within the City, and who are motivated to support the enhancement of the City.

In order to assure that the benefits provided by the City are financially sustainable over the long term, the provision of health insurance and retirement benefits will be in conformance with the provisions of Public Act 63 of 2011, section 951 (3) (c), specifically:

- Newly hired employees eligible for a retirement plan benefit will be given retirement plans that cap annual employer contributions at 10% of base salary for employees who are eligible for social security benefits. For employees who are not eligible for social security benefits, the annual employer contribution is capped at 16.2% of base salary.
- Defined benefit pension plans will include, at the maximum, a multiplier of 1.5% for all employees who are eligible for social security benefits, except that where post-employment health care is not provided; the maximum multiplier shall be 2.25%. For all employees who are not eligible for social security benefits, the maximum multiplier shall be 2.25%, except, where post-employment health care is not provided, the maximum multiplier shall be 3.0%.

- Defined benefit plans will include a calculation of final average compensation based on a minimum of 3 years of compensation and shall not include more than a total of 240 hours of paid leave. Overtime hours shall not be used in computing the final average compensation for an employee.
- The City's cost of providing health care shall be limited to the maximum allowable as provided by statute, subject to periodic increases as determined by the State Treasurer. For the City of Flint's FY13 plan year, this amount is \$5,500 per individual; \$11,000 for 2 person, and \$15,000 for full family. Alternatively, health care costs can be shared on an 80%/\$20% city/employee basis. The City will strive to assure that its share of the local health care plan costs is cost competitive with the new state preferred provider organization health plan, on a per employee basis.

This compensation plan will be implemented preferably through the traditional collective bargaining process, or in the alternative, through implementation of labor contracts through the authority granted the Emergency Manager.

Current Status of Implementation

Changes to the City's 6 labor contracts are being finalized, as a result of negotiations or changes implemented pursuant to PA4 of 2011. Changes to the compensation policies for exempt employees are also being finalized. For each contract, and for the policies governing exempt employees, changes are being made to insure compliance with state law.

Specifically:

- For current non-police and fire employees, the multiplier for the current Defined Benefit Plan is on a going forward basis is reduced to 1.5%, with final average compensation based on based wages over three years. Employee contributions are increased to a minimum of 9.5%, and in some cases to 12.0%.
- New non-police and fire employees will be enrolled in a hybrid plan, with a 1.0% multiplier for the defined benefit and an employer match of up to 5% for the defined contribution portion; all subject to an overall 10% cap on the total employer contribution. Final average compensation will be based on three years.
- For current and new police and fire employees, the defined benefit plan multiplier is reduced to 2.25%, with final average compensation based on wages over three years, with a maximum addition of 240 hours, excluding overtime. Employee contributions are 9.5%.
- For all employees, the employer's payment for health insurance coverage will be limited to \$5,500 for single coverage; \$11,000 for two-person, and \$15,000 for family, as provided by statute. The costs of the plans to be offered for the City's

new plan year are less than the statutory caps, but include deductibles and co-insurance payments paid by the subscriber.

- Current employees who retire will be subject to the same costs and plans as may be provided by the City in the future. The City has retained the right to change plans as necessary to keep costs affordable.
 - New employees will not be provided a retiree health insurance benefit. In lieu of that, the City will establish a Retiree Medical Savings Account for each employee. The City will contribute \$1,500 to each account annually, and each employee will contribute \$600 annually.
-

Attachment # 7
Public Safety Plan

City of Flint Public Safety Plan

May, 2012

Introduction

As Governor Rick Snyder expressed in his recent visit to Flint wherein he presented his public safety plan for Michigan: "People deserve to feel safe in their homes, to be able to walk to the grocery store or send their kids to school without fear." Flint residents do not feel safe and the crime rate continues to grow.

This document is intended to establish a vision for Flint and its Public Safety Departments as the community works together to once again become a city where people can live, work and visit free from a high crime rate and the fear of crime.

Background

In November 2011 Governor Snyder placed Flint in receivership and appointed an Emergency Manager (EM) Michael Brown, to address Flint's financial emergency. The EM identified three primary functional areas of focus for city government: finance/administration, infrastructure and public safety (police, fire and 9-1-1 operations). Several conditions developed over a period of decades to place the City of Flint in the situation of chronic fiscal stress which necessitated appointment of an EM.

The major employer, General Motors (GM), massively reduced operations in Flint (in 1978 GM employed over 80,000 people here, but by 2006 employment totaled 8,000). The population declined from its 200,000 peak in the 1960s to 102,434 per the 2010 census. Owner occupied housing decreased from a high of 73.1 percent in 1960 to a 2010 low of 44.7 percent. The jobless rate for the 2011 annual reporting period was 19.9 percent. State Shared Revenue, which accounts for 31 percent of the General Fund, decreased 13 percent over the past five years. In addition the City's two other primary sources of revenue, property tax and income tax, have both suffered major reductions.

The City's fiscal/financial decline has had a mirror impact on conditions within the Flint Police Department (FPD). At its prime, the Department was known as a front runner for community policing and active foot patrols and strong citizen support. Morale was high, staffing was plentiful, and officers were the second highest paid officers in the state. The agency that remains today is much smaller than years prior with fewer services to the community, less citizen support and decreased funding. For the last five years Federal Bureau of Investigation (FBI) statistics have ranked Flint in the top five most dangerous cities in the United States and in 2011 it was ranked the second most violent city per capita.

Goals

Flint's Emergency Manager identified several goals in his January 15, 2012 Financial and Operating Plan. His overall goals for the City included: *to provide public safety services, focusing on reducing violent crime, commensurate with cities of comparable size and resources.*

The overall goals for Flint public safety are:

1. Re-establish Flint as one of the safest cities in Michigan – both in reality and perception.
2. Continue and develop additional partnerships with Michigan State Police (MSP) and other law enforcement agencies.
3. Re-develop and stabilize the foundation of the Flint Police Department (FPD) as necessary to support a data-driven community policing style of service delivery.
4. Build Flint Police Department's capacity for data-driven decision making.
5. Enhance existing community partnerships and develop new collaborative partnerships with individual stakeholders and organizations to support problem solving and a shared responsibility in public safety.
6. Stabilize and enhance annual revenue for public safety in Flint.

Strategies and Objectives

Development and implementation of plans for improving public safety, of course, is a continual process. The recent implementation of cost reducing collective bargaining agreements, for instance, enables us to limit budgeted reductions in public safety personnel. We are currently focusing on the following principal broad actions:

- *Partnerships with the Michigan State Police and other law enforcement agencies.*
An agreement with MSP currently has the Flint MSP Post assigning two squads to patrol inside the City. Additional support resources may be available from MSP in coordination with other revisions to policing strategy in the FPD.

FPD works cooperatively with the Federal Bureau of Investigation (FBI), the Bureau of Alcohol, Tobacco, Firearms and Explosives (ATF), the Drug Enforcement Administration (DEA), the U.S. Marshalls Service and the U.S. Attorney, and has done so for many years. These partnerships will continue. We also will seek new partnerships with these and other law enforcement agencies.

We will continue to utilize the resources available through the Michigan State University (MSU) School of Criminal Justice Training & Technical Assistance Team which currently funded through the C.S. Mott Foundation

- *Opening the Flint City Lockup*
A portion of the FPD headquarters includes a 110 bed capacity 72-hour lockup facility that has been closed since 2008. Governor Snyder, EM Brown, Flint Public Safety Administrator Barnett Jones and FPD Chief of Police/Public Safety Director Alvern Lock have all made re-opening the lockup a key component of the Public Safety Plan. The Governor and the State Legislature recently approved an appropriation of approximately \$3 million for public safety initiatives in Flint. The City, the Genesee County Prosecuting Attorney's Office and the Genesee County Jail are all intended to receive a portion of this money.

When the lockup was last open (May 2007-July 2008) 6,000 suspects were lodged for over 16,000 charges. Homicides were down 17%, aggravated assaults were down 20% and robberies down 22% from the previous year. Bonds posted increased from \$18,000 between May and December of 2007 to \$252,000 for the same period in 2008. A Flint millage measure to authorize funding to reopen the lockup was defeated in 2011.

- *Transitions to 800 MHz Communications System*
The entire county (exclusive of Flint) and MSP operate on an 800 MHz communications system. The city uses old analog technology which will not be allowed by the Federal Communications Commission after December 31, 2012. The City is actively completing the steps necessary to change over to the 800 MHz system by summer 2012.

- *9-1-1 Reconsolidation*

The City continues to operate its own 9-1-1 system, separate from the Genesee County 9-1-1 Consortium. Flint's 9-1-1 Center is responsible for all dispatching functions for the Flint Police and Fire Departments and is typically the first point of contact for citizens when they are in need of police or fire services.

At one time Flint was part of the 9-1-1 Consortium. The City split from that system in the early 1990s. The Governor's Public Safety Plan has made it very clear that financial assistance from the State will be tied to increased collaborative efforts in delivering public safety to Michigan's communities. His Economic Vitality Incentive Program (EVIP) promotes service consolidation and innovation among communities. Flint plans to utilize the capabilities of the EVIP program to assist in the reintegration of the two 9-1-1 systems in the near future.

- *Data-Driven Information and Application*

A policing approach initiated by MSP in Flint is Data-Driven Approaches to Crime and Traffic (DDACTS). DDACTS is a law enforcement model that integrates location-based crime and traffic crash data to determine the most effective methods for deploying law enforcement and other resources.

By utilizing both crime reports and arrest data supervisors can be held accountable for activity and results within their district.

- *Technology Applications*

The MSU Training and Technical Assistance Team has been asked to conduct a technology audit of currently available systems and equipment in the Flint Public Safety Departments. These departments will then use the audit to prioritize a list of technology upgrades to be performed, and target desired outcomes once the technology is fully implemented.

Train all officers and firefighters on the proper use of the technologies once they are implemented, ensuring that officers and firefighters are taking maximum advantage of the tools that have already been given to them.

For example: the FPD has begun to transition some calls away from sending an officer to taking information over the telephone and using technology to report some crimes on-line.

- *Criminal Justice System Advisory Council*

An arrest merely begins the Criminal Justice System (CJS) process. An effective ultimate outcome requires adequate resources and cooperation among prosecutorial agencies, courts, detention agencies, and alternative rehabilitation and support services. Changes in one component of the CJS can be ineffective or even counterproductive if the impact of those changes on other CJS components is not considered and adequate preparation for the changes is not made.

A Genesee County CJS Advisory Council will be established. The Council will consist of representation from public safety CJS professionals and agencies (police, prosecutors, courts, corrections, programs providing alternatives to incarceration, and 9-1-1) and local government unit political leadership (Flint, Genesee County, and townships, small cities, and villages). The Council also will include representation from the Federal Government (U. S. Attorney, FBI, ATF, DEA and U. S. Marshalls), and State Government (Governor's Office and MSP). The Council will assist improved CJS operation through information sharing and making recommendations regarding possible CJS changes.

Genesee County Circuit Judge Richard B. Yuille has agreed to serve as the Chairperson of the Advisory Council. Judge Yuille is Chief Judge of the Genesee County Circuit and Probate Courts and the 67th and 68th District Courts. Ward Chapman, Special Assistant Flint City Attorney, will serve as Coordinator for the Council. Mr. Chapman is the former Genesee County Corporation Counsel and also served for 11 years as an Assistant Prosecuting Attorney. Key CJS staff, such as the County Board and Criminal Justice Coordinator and the Court Administrators for the four State Courts within the County, will provide additional staff assistance to the Council. Technical assistance also will be provided by the MSU School of Criminal Justice Training and Technical Assistance Team.

- *Patrol Districts and 12 hour Shift Assignments*

The District Plan will divide the city into four assignment districts. Two patrol cars per 12 hour shift will be assigned in each district. One floater car will be available per shift and will concentrate in an identified "hot spot" area. There will also be four sergeants assigned per shift. Three will be assigned on patrol and one will remain at the Headquarters Police Station.

The 12-hour shift assignment is a better utilization of personnel, and it also allows the ability to balance assignments during the hours of highest call and/or criminal activity.

- *Fire Department Re-organization (after SAFER)*

The Staffing for Adequate Fire and Emergency Response Grant Program (SAFER) from the Federal Emergency Management Agency (FEMA) provides for the wages and benefits for 39 firefighters. The current grant is expiring in June 2012 and a new grant application was submitted in February 2012. We expect to receive a funding determination before July. In a reduced manpower condition the public safety plan is to keep the main station and two other stations open on a regular basis. Consideration is being given to maintaining reduced staffing and equipment at two other stations. This plan will require changes to the current 24 hour staffing schedule.

- *Community Engagement*

The FPD has a long history of utilizing citizen volunteers to supplement police resources in the operation of mini-stations and in traffic and crowd control during major events. The Blue Badge program has approximately 100 new volunteers who have received six weeks of training.

The City of Flint is working collaboratively with the Building Neighborhood Power (BNP) organization to establish and strengthen neighborhood block clubs, other neighborhood organizations, including crime watch programs to enhance residents' crime prevention efforts.

Public Safety works with many other organizations which help strengthen community ties and provide safe, alternative programming include Flint LifeLines, the Boys and Girls Club, Police Athletic League (PAL) youth programs and many others.

- *Revenue Stability for Public Safety*

The City of Flint has had a Foot Patrol millage which originated in the 1980's. That was revised to a general police millage, which today is set at 2 mills. In the November, 2011 election a millage for the operation of the lockup was rejected by the voters. There are currently over 40 officers funded by grants or other sources which may or may not continue year to year. The City's General Fund can currently support approximately 59 officers.

The City will need an annually designated source of funds to remove the uncertainty surrounding the lockup and will give officers a much needed enforcement tool. Also, longer term, the lockup could be made available to surrounding communities to house offenders for short periods of time. This could bring additional funding to the City.

The City recognizes that a longer term, more stable source of revenue is required. Several options for revenue enhancement are under consideration. The EM believes that it is necessary to first engage the community, labor organizations, business community and other stakeholders in these considerations and then make a proposal. At this point, it is too early to have a detailed plan of action.

Conclusion

This Public Safety Plan is considered a working document. We expect that plans will be enhanced and revised as we receive more input from our partnering agencies, the residents of Flint, Labor, business community, and other stakeholders.

Public Safety improvement is a necessary component of Flint's stabilization and future growth.

Attachment # 8
Genesee Regional Chamber of Commerce
Economic Development and Business Assistance

Genesee Regional Chamber of Commerce Economic Development and Business Assistance

May 31, 2012

The Genesee Regional Chamber of Commerce (GRCC) provides economic development and business assistance in partnership with the City of Flint. The GRCC has also assisted with the city's master plan development, community outreach, workforce development through the Summer Youth Initiative and Teen Quest, entrepreneur development through the E-Team and other economic development activities. The Chamber is also responsible for administering the cities Foreign Trade Zone, which has two applications currently in process.

Retention/Attraction Projects

Since January 1, 2012, GRCC Staff have completed retention visits with 28 economic base companies located within the City of Flint, impacting a total of 959 employees. GRCC staff has also responded to 21 site request that included city sites for attraction prospects. The following firms represent retention visits completed through May 30, 2012 by GRCC Economic Development staff within the City of Flint;

Insight Institute of Neurosurgery and Neuroscience, Davis Made, Inc., Prismitech, Knapheide Truck Equipment, Mesco Integrated Material Solutions, Michigan Army National Guard, Bishop International Airport, The Machine Shop, Ai – Flint, Ai – Genesee, Android Services – Dunnage, Nickels Boat Works, Inc., Barrette Outdoor Living, Genesee Packaging, Inc., Hutchinson Food and Drug, Inc., Rogers Foam Automotive, Epic Technology, Mer Wil Industries, J Perez, Shively Diversified, Blevins, Extreme Precision, DM Burr, Rowe Professional Services Company, Wade Trim, Space, VP Total Solutions and Art Beauchamp-Ace Hardware.

Through the retention program, a significant number of follow-up assistance to these companies has been completed including assistance with hiring, tax incentives, finance and Site Support.

The Procurement and Technical Assistance Center (PTAC), a division of the GRCC Economic Development Action Group has completed 11 of the 28 retention visits with Flint companies and has assisted those companies with securing 58 government contracts with a value of \$4,527,657.

Special Initiatives

The GRCC is working closely with the City and the RACER Trust to pursue development opportunities at former General Motors sites throughout the city with the largest being the 458 acre former Buick City/Power Train Flint North campus. The GRCC has collaborated with the city and RACER to develop marketing materials for site selectors and prospective developers. Together, they are working with several promising prospects for the site.

GRCC is supporting the City with efforts to develop short-term brownfield strategies for the USEPA with the GRCC that can be implemented in an effort to reduce pre-development costs and encourage redevelopment at major brownfields across the City.

In March, GRCC gave a presentation to the Flint Master Plan Steering Committee on economic development and the GRCC's role in economic development locally and regionally. This was also an opportunity to discuss how the GRCC is a partner with Flint to help develop the Master Plan and economic policies and strategies within the new plan.

Regional Collaboration

The GRCC is leading a multi-jurisdiction, multi-county partnership which is now recognized as the newest and largest Next Michigan Development Corporation by the State of Michigan. This NMDC designation will offer development incentives, some of which are no longer offered by the State, to member municipalities to attract businesses to the area that utilize multiple modes of transportation. The City of Flint is a founding member in this I-69 International Trade Corridor project.

Community Outreach

The Economic Development Action Group of the GRCC is committed to reaching out to community groups and leaders in Flint/Genesee County to build awareness of the GRCC's activities and to build a bridge with community partners who have the capacity and desire to collaborate with other institutions.

Since December 1st, 2011 the GRCC has met with 43 leaders from community groups that are based in or serve the City of Flint. These leaders represent a broad spectrum of faith-based, neighborhood, youth and civil rights organizations. As a direct result of this outreach, we now have 11 ongoing initiatives and partnerships with these organizations to assist the neighborhoods, families and businesses that they serve in Flint.

A majority of the assistance provided by the GRCC are funded through private entities and through foundations. The City, with little expense of their own, is leveraging significant resources and capability through its collaboration with the GRCC, a partnership that is creating jobs and investment within the City of Flint.

Attachment # 9
Potential Challenges to Implementing the FY 13 Budget

POTENTIAL CHALLENGES TO IMPLEMENTING THE FY13 BUDGET

For the second time in 8 years, the City of Flint is in receivership due to continued deficits created by many factors. These factors include the structural imbalances between revenue sources and expenditure pressures affecting most urban cities, the long term impacts of the Great Recession, and the failure to realistically reduce city spending to revenue limits. A workforce of more than 1,500 has been reduced to less than 700 at this time, with further reductions anticipated in the next year. At the same time, crime and poverty rates have increased, and aging infrastructure demands repairs which have gone unmet. A city which once had a population of more than 200,000 now has a population of 102,000. Where General Motors once provided employment for 80,000, it now provides employment for 6,000.

An Emergency Manager has been called into Flint with the charge of restoring it to financial solvency, and more importantly, to restore its capability to redevelop the Flint community as an attractive and safe place for residents, businesses, and visitors. One of the most immediate steps has been to develop a budget which moves the City towards financial stability. That was accomplished with the development of the FY13 budget.

We are now beginning to implement the budget for the year beginning July 1, 2013. It is balanced realistically, and encompasses significant revenue increases and expenditure reductions. We started with a projected gap of \$25 million between projected revenues and projected expenses. The result is a total budget of \$192 million, of which \$82 million is sewer and water; \$58 million is General Fund and \$30 is federal CDBG.

We are implementing expenditure reductions which include the elimination of nearly 150 positions (20% of the workforce); employee concessions including a restructuring of health and pension benefits and employee costs; and various organizational changes. Within the next week, we will be issuing layoff notices to employees in positions being eliminated. On July 1, new health care plans for active and retired employees will be in place, as well as changes in pension benefits. For future employees, city retiree health care will no longer be an option, and the traditional defined benefit pension plan for non-police and fire employees will be replaced with a hybrid pension plan. There are numerous changes which increase management flexibility and reduce other employee costs.

We are also implementing new revenues in order to provide the level of revenues still needed – in spite of expense reductions – to continue the marginal level of city funded public safety personnel and basic city services. These revenues include numerous fee increases; a \$143 annual fee for waste collection (replacing a dedicated 3 mill tax levy); a \$62 special assessment fee for operation, maintenance, and improvement of street lights (currently a \$2.85 million general fund expense); and an overall 25% increase in water and sewer rates (12.5% water; 45% sewer). Unfortunately, the reliance on fees and assessments will create hardship for many of the City's residents. However, our choices for increasing revenues at this time are limited.

If we can implement our budget as planned, we will have achieved a significant objective- not spending more than we take in, and beginning the process of eliminating the accumulated deficit. We will have done this while avoiding public safety reductions beyond those associated with expiring grant funds.

However, given the public reaction not only to the budget but to the presence of an Emergency Manager (and all it is perceived by some to represent), there is a strong probability that we will face several legal challenges. While the challenges may not be sustained in the long term, any impediments to implementing the budget beginning July 1, 2012 will have severe financial impacts.

For example, legal challenges which result in Temporary Restraining Orders prohibiting us from implementing revenue increases or expenditure decreases will require immediate actions to further reduce spending – including public safety – and may result in the City's ability to function at all. Remember that cash flow at this time is marginal at best.

Here's a brief synopsis of the potential challenges we may be facing from a budgetary perspective:

Water and Sewer Rate Increases – the 25% overall increase will generate some \$15 million, and issuance of a TRO would cost the City more than \$1 million per month. While the increases can be documented as necessary to keep the fund solvent, the history of this issue, on top of recent significant rate increases, could lead to legal challenges, and the solvency of the two systems would be threatened.

Waste Collection Fee – The waste collection fee replaces a 3 mill tax levy, and is projected to generate the \$5 million necessary to operate the system. While this approach has been used routinely in other municipalities, the possibility of a Bolt challenge should not be ignored. Without the fee, there will be no waste collection provided by or through the City, and no time to construct a workable alternative. An immediate decision would be needed to end the City's waste collection service.

Street Lighting Assessment District – Implementing a special assessment for this purpose relieves the General Fund of a financial burden projected at \$2.85 million. Absorbing this back into the General Fund as the result of a legal challenge will directly impact the amount of funds available for public safety, because the General Fund is the primary source of funding for public safety and already accounts for 70% of General Fund expenses. While a special assessment for street lighting is specifically provided for in law, the possibility of a challenge to the assessment methodology should not be ignored.

Retiree Health Care – With state approval for the Emergency Manager to issue orders restructuring the provision of health care to retirees, steps are being taken to implement changes for pre-65 retirees on July 1 and post-65 retirees on September 1. The budget assumes successful implementation and projected costs for retiree health care have been reduced by \$3.5 million. If there is a challenge to this, and implementation is prohibited,

immediate action will be necessary to reduce expenditures by \$3.5 million. 55% of this reduction – or nearly \$2.0 million – would fall to the General Fund.

Employee Concessions- Concession related cost reductions across all bargaining units and exempt employees total \$8.6 million. Of this, nearly \$5 million was from bargaining units where contract changes were implemented unilaterally. A legal challenge stopping implementation of these changes would be very significant, especially to the General Fund, and would require immediate action to reduce expenses.

Summary

We have a budget realistically balanced, and if we are allowed to implement it as planned, we will take a major step towards restoring financial solvency. However, there are several potential legal challenges which could impact implementation and financial solvency significantly and immediately. The legal challenges noted above, exclusive of water and sewer, could impact the city budget by more than \$16 million, by negating budgeted expenditure reductions of \$8.5 million and eliminating budgeted revenues of \$7.8 million. The revenue impact on water and sewer alone is nearly \$15 million additional, and would significantly impact the solvency of the systems.