



**CITY OF FLINT**  
*OFFICE OF THE EMERGENCY MANAGER*



**Darnell Earley, ICMA-CM, MPA**  
Emergency Manager

April 8, 2014


Mr. R. Kevin Clinton, State Treasurer  
Michigan Department of Treasury  
4<sup>th</sup> Floor Treasury Building  
430 West Allegan Street  
Lansing, MI 48922

Dear Mr. Clinton:

Attached please find the six month report for the period October 8, 2013 through April 8, 2014 as required by Public Act 436, Section 17. This report is being submitted through you to Governor Rick Snyder.

The entire report will be posted on the City of Flint website [www.cityofflint.com](http://www.cityofflint.com) as soon as it is approved.

Respectfully submitted,

  
Darnell Earley, ICMA-CM, MPA  
Emergency Manager

cc:

Governor Rick Snyder  
Randy Richardville, Senate Majority Leader  
James Bolger, Speaker of the House of Representatives  
James Ananich, State Senator  
Woodrow Stanley, State Representative  
Phil Phelps, State Representative  
Inez Brown, Clerk of the City of Flint  
Wayne Workman, Deputy Treasurer  
Edward Koryzno, Bureau Director of Local Government Services  
Randall Byrne, Office of Fiscal Responsibility

**Public Act 436, Section 17: Six Month Report**  
**April 8, 2014**

**Introduction**

This Six Month Report of the status of the Financial and Operating Plan for the City of Flint is submitted to the Governor Rick Snyder, the Senate Majority Leader, the Speaker of the House of Representatives, and Clerk of the City of Flint through the Department of Treasury for the State of Michigan, in accordance with Public Act 436, Section 17 which requires this report beginning six months after the appointment of the Emergency Manager.

Included are the items detailed below from P.A. 436, Section 17:

- (a) A description of each expenditure made, approved, or disapproved during the reporting period that has a cumulative value of \$5000 or more and the source of the funds.
- (b) A list of each contract that the emergency manager awarded or approved with a cumulative value of \$5000 or more, the purpose of the contract, and the identity of the contractor.
- (c) A description of each loan sought, approved, or disapproved during the reporting period that has a cumulative value of \$5000 or more and the proposed use of the funds.
- (d) A description of any new position created or any vacancy in a position filled by the appointing authority.
- (e) A description of any position that has been eliminated or from which an employee has been laid off.
- (f) A copy of the contract with the emergency manager as provided in section 9(3)(e).
- (g) The salary and benefits of the emergency manager.
- (h) The financial and operating plan as required under section 11. Update #5 to the Financial and Operating Plan for the City of Flint.

## **Section Separator**

**(a) A description of each expenditure made, approved, or disapproved during the reporting period that has a cumulative value of \$5000 or more and the source of the funds.**

04/02/2014

INVOICE GL DISTRIBUTION REPORT FOR CITY OF FLINT  
 POST DATES 10/08/2013 - 03/31/2014  
 BOTH JOURNALIZED AND UNJOURNALIZED  
 BOTH OPEN AND PAID

GL Number	Grant	Vendor	Invoice Desc.	Invoice	Due Date	Amount
Fund 101 General Fund						
Dept 000 Balance Sheet Activity						
101-000.000-275.000		LOGISTICS INSIGHT INC.		21-06-701-001	10/17/13	59,802.50
101-000.000-275.000		LOGISTICS INSIGHT INC.		21-06-701-001	10/17/13	59,276.14
Total For Dept 000 Balance Sheet Activity					119,078.64	
Dept 101 City Council						
101-101.100-729.000		MAIL ROOM SERVICE CENTER		10130261	11/21/13	3.44
101-101.100-801.000		MICHIGAN MUNICIPAL LEAGUE	Purchase Michig	DUES	10/17/13	5,012.00
101-101.100-801.000		PLANTE & MORAN, LLP		Multiple	10/31/13	103,975.00
101-101.100-801.000		PLANTE & MORAN, LLP		63125	10/31/13	5,000.00
101-101.100-801.000		PLANTE & MORAN, LLP		1111912	12/12/13	20,325.00
101-101.100-801.000		PLANTE & MORAN, LLP	ADJUST ENCL	26780	02/28/14	20,300.00
101-101.100-823.000		XEROX CORP	XEROX COF	Multiple	11/14/13	681.40
101-101.100-823.000		XEROX CORP	XEROX COF	800623852	12/12/13	183.29
101-101.100-823.000		XEROX CORP	XEROX COF	800626606	01/30/14	568.60
101-101.100-823.000		XEROX CORP	XEROX COF	800627973	03/06/14	183.29
101-101.100-850.000		AT & T		810766700001	02/13/14	733.85
101-101.100-850.000		AT & T		810766700002	02/13/14	762.34
101-101.100-850.000		AT & T		810766700003	03/27/14	1,160.73
Total For Dept 101 City Council					158,888.94	
Dept 136 District Court						
101-136.100-729.000		PITNEY BOWES PURCHASE POWER	POSTAGE	POSTAGE	01/02/14	10,000.00
101-136.100-814.000		STATE OF MICHIGAN	AT QUARTERL'	1530-02	10/31/13	9,111.17
101-136.100-814.000		STATE OF MICHIGAN	AT QUARTERL'	1530-02	03/27/14	7,902.33
101-136.100-850.000		AT & T SBS		8102303151595	10/10/13	279.99
101-136.100-850.000		AT & T SBS		8102303151595	11/21/13	139.86
101-136.100-850.000		AT & T SBS		8102303151595	12/31/13	139.86
101-136.100-850.000		AT & T SBS		8102303151595	02/13/14	140.26



101-136.100-850.000	AT & T SBS	8102303151595	02/20/14	156.99
101-136.100-850.000	AT & T SBS	8102303151595	03/27/14	155.66
101-136.100-900.000	PRODUCTIVITY SYSTEMS INC	CIVIL CASE FILE 26223	02/06/14	13,552.10
101-136.100-930.000	JEFFERSON AUDIO VIDEO SYSTEMS	MAIN. AGREE. F INV7035	12/12/13	10,200.00
101-136.100-940.000	GENESEE COUNTY TREASURER	OPERATIONAL RENT 8/1/11-6/20/14	10/17/13	24,606.00
101-136.100-940.000	GENESEE COUNTY TREASURER	MCCREE MONT Multiple	10/31/13	300,495.00
101-136.100-940.000	GENESEE COUNTY TREASURER	MCCREE RENT	10/31/13	30,480.87
101-136.100-940.000	GENESEE COUNTY TREASURER	MCCREE MONT DECEMBER 2013	12/01/13	60,099.00
101-136.100-940.000	GENESEE COUNTY TREASURER	MCCREE MONT JANUARY 2014	01/01/14	60,099.00
101-136.100-940.000	GENESEE COUNTY TREASURER	MCCREE MONT FEBRUARY 2014	02/01/14	60,099.00
101-136.100-940.000	GENESEE COUNTY TREASURER	MCCREE MONT MARCH 2014	03/01/14	60,099.00
	Total For Dept 136 District Court		647,756.09	-----

Dept 171 Office Of Mayor

101-171.100-729.000	MAIL ROOM SERVICE CENTER	10130261	11/21/13	7.44
101-171.100-823.000	XEROX CORP	XEROX COF Multiple	11/14/13	575.29
101-171.100-823.000	XEROX CORP	XEROX COF 800623852	12/12/13	91.65
101-171.100-823.000	XEROX CORP	XEROX COF 800626606	01/30/14	379.17
101-171.100-823.000	XEROX CORP	XEROX COF 800627973	03/06/14	91.64
101-171.100-850.000	AT & T SBS	8102303151595	10/10/13	48.51
101-171.100-850.000	AT & T SBS	8102303151595	11/21/13	24.08
101-171.100-850.000	AT & T SBS	8102303151595	12/31/13	24.10
101-171.100-850.000	AT & T	810766700001	02/13/14	786.27
101-171.100-850.000	AT & T SBS	8102303151595	02/13/14	24.10
101-171.100-850.000	AT & T	810766700002	02/13/14	816.79
101-171.100-850.000	AT & T SBS	8102303151595	02/20/14	24.16
101-171.100-850.000	AT & T	810766700003	03/27/14	1,243.64
101-171.100-850.000	AT & T SBS	8102303151595	03/27/14	27.75
	Total For Dept 171 Office Of Mayor		4,164.59	-----

Dept 172 City Administrator

101-172.100-801.000	MANUFACTURING ALLIANCE OF	0113402	10/10/13	10,000.00
101-172.100-801.000	MICHAEL K BROWN	0000001	12/05/13	11,000.00
101-172.100-823.000	XEROX CORP	XEROX COF Multiple	11/14/13	575.29
101-172.100-823.000	XEROX CORP	XEROX COF 800623852	12/12/13	91.64
101-172.100-823.000	XEROX CORP	XEROX COF 800626606	01/30/14	379.17
101-172.100-823.000	XEROX CORP	XEROX COF 800627973	03/06/14	91.65

101-172.100-850.000	AT & T	810766700001	02/13/14	629.02
101-172.100-850.000	AT & T	810766700002	02/13/14	653.43
101-172.100-850.000	AT & T	810766700003	03/27/14	994.91
Total For Dept 172 City Administrator			24,415.11	-----
Dept 175 Human Relations Commission				
101-175.100-850.000	AT & T SBS	8102303151595	10/10/13	50.02
101-175.100-850.000	AT & T SBS	8102303151595	11/21/13	24.76
101-175.100-850.000	AT & T SBS	8102303151595	12/31/13	24.80
Total For Dept 175 Human Relations Commission			99.58	-----
Dept 191 Finance -Admin/Accounting/Payroll				
101-191.100-729.000	MAIL ROOM SERVICE CENTER	10130261	11/21/13	99.07
101-191.100-801.000	ERNST & YOUNG U.S. LLP	US0131012163	03/27/14	130,000.00
101-191.100-823.000	XEROX CORP	XEROX COF Multiple	11/14/13	543.28
101-191.100-823.000	XEROX CORP	XEROX COF 800623852	12/12/13	181.16
101-191.100-823.000	XEROX CORP	XEROX COF 800626606	01/30/14	181.16
101-191.100-823.000	XEROX CORP	XEROX COF 800627973	03/06/14	181.16
101-191.100-850.000	AT & T	810766700001	02/13/14	576.60
101-191.100-850.000	AT & T	810766700002	02/13/14	598.98
101-191.100-850.000	AT & T	810766700003	03/27/14	912.00
101-191.201-729.000	MAIL ROOM SERVICE CENTER	10130261	11/21/13	46.96
101-191.201-823.000	XEROX CORP	XEROX COF Multiple	11/14/13	674.03
101-191.201-823.000	XEROX CORP	XEROX COF 800623852	12/12/13	183.29
101-191.201-823.000	XEROX CORP	XEROX COF 800627973	03/06/14	183.29
Total For Dept 191 Finance Purchasing			134,360.98	-----
Dept 215 Office Of City Clerk				
101-215.100-801.000	GRANICUS INC	MAINTENANCE 49721	10/31/13	14,340.00
101-215.200-452.000	FLINT BOARD OF EDUCATION	TAX YR 13	11/27/13	7,307.76
101-215.200-452.000	FLINT BOARD OF EDUCATION	TAX YR 13	02/13/14	9,751.42
101-215.200-729.000	MAIL ROOM SERVICE CENTER	10130261	11/21/13	12.03
101-215.200-823.000	XEROX CORP	XEROX COF Multiple	11/14/13	340.83
101-215.200-823.000	XEROX CORP	XEROX COF 800623852	12/12/13	113.61
101-215.200-823.000	XEROX CORP	XEROX COF 800626606	01/30/14	113.61
101-215.200-823.000	XEROX CORP	XEROX COF 800627973	03/06/14	113.61
Total For Dept 215 City Clerk-License And Permits			32,092.87	-----

Dept 233 Purchasing				
101-233.100-823.000	XEROX CORP	XEROX COF Multiple	11/14/13	1,933.53
101-233.100-823.000	XEROX CORP	XEROX COF 800623852	12/12/13	644.51
101-233.100-823.000	XEROX CORP	XEROX COF 800626606	01/30/14	976.37
101-233.100-823.000	XEROX CORP	XEROX COF 800627973	03/06/14	644.51
101-233.100-850.000	AT & T	810766700001	02/13/14	157.25
101-233.100-850.000	AT & T	810766700002	02/13/14	163.36
101-233.100-850.000	AT & T	810766700003	03/27/14	248.73
	Total For Dept 233 Purchasing		4,768.26	-----
Dept 253 Customer Services-Treasury Operations				
101-253.200-729.000	SSS PRINTING	13138	11/27/13	15,000.00
101-253.200-823.000	XEROX CORP	XEROX COF Multiple	11/14/13	1,217.54
101-253.200-823.000	XEROX CORP	XEROX COF 800623852	12/12/13	396.02
101-253.200-823.000	XEROX CORP	XEROX COF 800626606	01/30/14	425.50
101-253.200-823.000	XEROX CORP	XEROX COF 800627973	03/06/14	396.02
101-253.200-850.000	AT & T SBS	8102303151595	10/10/13	173.78
101-253.200-850.000	AT & T SBS	8102303151595	11/21/13	52.73
101-253.200-850.000	AT & T SBS	8102303151595	12/31/13	52.46
101-253.200-850.000	AT & T SBS	8102303151595	02/13/14	52.65
101-253.200-850.000	AT & T SBS	8102303151595	02/20/14	51.87
101-253.200-850.000	AT & T	810766700003	03/27/14	331.64
101-253.200-850.000	AT & T SBS	8102303151595	03/27/14	58.90
101-253.201-729.000	MAIL ROOM SERVICE CENTER	10130261	11/21/13	287.48
101-253.201-801.000	INNOVATIVE SOFTWARE SERVICES, INC	1122	01/16/14	10,877.00
101-253.202-729.000	SSS PRINTING	POSTAGE FOR 12900	10/17/13	12,500.00
101-253.202-729.000	MAIL ROOM SERVICE CENTER	10130261	11/21/13	1,171.67
101-253.202-729.000	SSS PRINTING	13432	01/16/14	12,500.00
101-253.202-850.000	AT & T	810766700001	02/13/14	471.77
101-253.202-850.000	AT & T	810766700002	02/13/14	490.08
101-253.202-850.000	AT & T	810766700003	03/27/14	746.19
101-253.203-729.000	SSS PRINTING	POSTAGE FOR 12900	10/17/13	12,500.00
101-253.203-729.000	MAIL ROOM SERVICE CENTER	10130261	11/21/13	1,171.67
101-253.203-729.000	SSS PRINTING	13432	01/16/14	12,500.00
101-253.203-823.000	XEROX CORP	XEROX COF Multiple	11/14/13	223.05
101-253.203-823.000	XEROX CORP	XEROX COF 800623852	12/12/13	74.35

101-253.203-823.000	XEROX CORP	XEROX COF 800626606	01/30/14	74.35
101-253.203-823.000	XEROX CORP	XEROX COF 800627973	03/06/14	74.35
101-253.203-850.000	AT & T	810766700001	02/13/14	471.76
101-253.203-850.000	AT & T	810766700002	02/13/14	490.07
101-253.203-850.000	AT & T	810766700003	03/27/14	746.18
101-253.204-823.000	XEROX CORP	XEROX COF Multiple	11/14/13	340.83
101-253.204-823.000	XEROX CORP	XEROX COF 800623852	12/12/13	113.61
101-253.204-823.000	XEROX CORP	XEROX COF 800626606	01/30/14	113.61
101-253.204-823.000	XEROX CORP	XEROX COF 800627973	03/06/14	113.61
101-253.204-850.000	AT & T	810766700001	02/13/14	209.67
101-253.204-850.000	AT & T	810766700002	02/13/14	217.81
	Total For Dept 253 Delinquent Collections		86,688.22	-----
Dept 257 Assessment				
101-257.100-729.000	MAIL ROOM SERVICE CENTER	10130261	11/21/13	103.08
101-257.100-823.000	XEROX CORP	XEROX COF Multiple	11/14/13	585.69
101-257.100-823.000	XEROX CORP	XEROX COF 800623852	12/12/13	183.29
101-257.100-823.000	XEROX CORP	XEROX COF 800626606	01/30/14	289.27
101-257.100-823.000	XEROX CORP	XEROX COF 800627973	03/06/14	183.29
101-257.100-850.000	AT & T SBS	8102303151595	10/10/13	50.24
101-257.100-850.000	AT & T SBS	8102303151595	11/21/13	25.31
101-257.100-850.000	AT & T SBS	8102303151595	12/31/13	25.03
101-257.100-850.000	AT & T	810766700001	02/13/14	629.02
101-257.100-850.000	AT & T SBS	8102303151595	02/13/14	24.98
101-257.100-850.000	AT & T	810766700002	02/13/14	653.43
101-257.100-850.000	AT & T SBS	8102303151595	02/20/14	25.00
101-257.100-850.000	AT & T	810766700003	03/27/14	994.91
101-257.100-850.000	AT & T SBS	8102303151595	03/27/14	28.60
	Total For Dept 257 Assessment		3,801.14	-----
Dept 262 City Clerk-Election				
101-262.100-729.000	MAIL ROOM SERVICE CENTER	10130261	11/21/13	1,374.40
101-262.100-850.000	AT & T	810766700001	02/13/14	471.76
101-262.100-850.000	AT & T	810766700002	02/13/14	490.07
101-262.100-850.000	AT & T	810766700003	03/27/14	746.19
	Total For Dept 262 City Clerk-Election		3,082.42	-----

Dept 266 Law Office Operations

101-266.100-729.000	MAIL ROOM SERVICE CENTER	10130261	11/21/13	76.16
101-266.100-823.000	XEROX CORP	XEROX COF Multiple	11/14/13	1,188.06
101-266.100-823.000	XEROX CORP	XEROX COF 800623852	12/12/13	396.02
101-266.100-823.000	XEROX CORP	XEROX COF 800626606	01/30/14	426.49
101-266.100-823.000	XEROX CORP	XEROX COF 800627973	03/06/14	396.02
101-266.100-850.000	AT & T	810766700001	02/13/14	629.02
101-266.100-850.000	AT & T	810766700002	02/13/14	653.43
101-266.100-850.000	AT & T	810766700003	03/27/14	994.91
Total For Dept 266 Law Office Operations			4,760.11	-----

Dept 270 Personnel Office

101-270.100-729.000	MAIL ROOM SERVICE CENTER	10130261	11/21/13	21.76
101-270.100-823.000	XEROX CORP	XEROX COF Multiple	11/14/13	1,682.99
101-270.100-823.000	XEROX CORP	XEROX COF 800623852	12/12/13	257.64
101-270.100-823.000	XEROX CORP	XEROX COF 800626606	01/30/14	434.76
101-270.100-823.000	XEROX CORP	XEROX COF 800627973	03/06/14	257.64
101-270.100-850.000	AT & T	810766700001	02/13/14	471.76
101-270.100-850.000	AT & T	810766700002	02/13/14	490.07
101-270.100-850.000	AT & T	810766700003	03/27/14	746.19
Total For Dept 270 Personnel Office			4,362.81	-----

Dept 302 Pol Admin Bureau - Admin

101-302.100-729.000	MAIL ROOM SERVICE CENTER	10130261	11/21/13	146.03
101-302.100-823.000	XEROX CORP	XEROX COF Multiple	11/14/13	658.41
101-302.100-823.000	XEROX CORP	XEROX COF 800623852	12/12/13	183.29
101-302.100-823.000	XEROX CORP	XEROX COF 800626606	01/30/14	313.73
101-302.100-823.000	XEROX CORP	XEROX COF 800627973	03/06/14	183.29
101-302.100-850.000	AT & T SBS	8102303151595	10/10/13	5,924.65
101-302.100-850.000	AT & T SBS	8102303151595	11/21/13	2,961.63
101-302.100-850.000	AT & T SBS	8102303151595	12/31/13	2,961.69
101-302.100-850.000	AT & T	810766700001	02/13/14	6,329.66
101-302.100-850.000	AT & T SBS	8102303151595	02/13/14	2,962.96
101-302.100-850.000	AT & T	810766700002	02/13/14	6,329.66
101-302.100-850.000	AT & T SBS	8102303151595	02/20/14	3,107.27
101-302.100-850.000	AT & T	810766700003	03/27/14	6,329.66
101-302.100-850.000	AT & T SBS	8102303151595	03/27/14	3,113.07

101-302.200-823.000	XEROX CORP	XEROX COF Multiple	11/14/13	340.83
101-302.200-823.000	XEROX CORP	XEROX COF 800623852	12/12/13	113.61
101-302.200-823.000	XEROX CORP	XEROX COF 800626606	01/30/14	113.61
101-302.200-823.000	XEROX CORP	XEROX COF 800627973	03/06/14	113.61
101-302.205-801.000	GENESEE COUNTY TREASURER	OPERATIONS O Multiple	11/07/13	450,598.70
101-302.205-801.000	GENESEE COUNTY TREASURER	OPERATIONS O 14	12/19/13	189,048.83
101-302.205-801.000	GENESEE COUNTY TREASURER	Multiple	01/16/14	220,118.15
101-302.205-977.000	GENESEE COUNTY TREASURER	OPERATIONS O 16	02/20/14	253,600.67
	Total For Dept 302 Pol Admin - City Lock up		1,155,553.01	
Dept 305 Pol Tech Serv-Records & Identification				
101-305.200-730.000	GENESEE COUNTY TREASURER	FY13 AFIS AFIS029	12/05/13	29,500.00
101-305.200-823.000	XEROX CORP	XEROX COF Multiple	11/14/13	543.48
101-305.200-823.000	XEROX CORP	XEROX COF 800623852	12/12/13	181.16
101-305.200-823.000	XEROX CORP	XEROX COF 800626606	01/30/14	181.16
101-305.200-823.000	XEROX CORP	XEROX COF 800627973	03/06/14	181.16
101-305.200-977.000	NEW WORLD SYSTEMS CORP	BARCODE HARI032763	01/16/14	7,150.00
101-305.201-969.000	L.E.O.R.T.C.	3479	10/31/13	12,020.66
101-305.206-801.000	COMPLETE TOWING SERVICE	Multiple	10/10/13	60,126.50
101-305.206-801.000	COMPLETE TOWING SERVICE	068	12/05/13	14,075.00
101-305.206-801.000	COMPLETE TOWING SERVICE	069	01/16/14	12,245.00
101-305.206-801.000	COMPLETE TOWING SERVICE	070	02/13/14	15,552.50
	Total For Dept 305 Pol Tech Serv - City Impound		151,756.62	
Dept 308 Pol Invst Ovrhd - Criminal Invest Overh				
101-308.200-823.000	XEROX CORP	XEROX COF Multiple	11/14/13	543.48
101-308.200-823.000	XEROX CORP	XEROX COF 800623852	12/12/13	181.16
101-308.200-823.000	XEROX CORP	XEROX COF 800626606	01/30/14	181.16
101-308.200-823.000	XEROX CORP	XEROX COF 800627973	03/06/14	181.16
101-308.202-823.000	XEROX CORP	XEROX COF Multiple	11/14/13	223.05
101-308.202-823.000	XEROX CORP	XEROX COF 800623852	12/12/13	74.35
101-308.202-823.000	XEROX CORP	XEROX COF 800626606	01/30/14	74.35
101-308.202-823.000	XEROX CORP	XEROX COF 800627973	03/06/14	74.35
	Total For Dept 308 Pol Invst Ovrhd - Police School Liason		1,533.06	
Dept 315 Patrol Bureau - Administration				
101-315.100-823.000	XEROX CORP	XEROX COF Multiple	11/14/13	1,828.19

101-315.100-823.000	XEROX CORP	XEROX COF 800623852	12/12/13	650.23
101-315.100-823.000	XEROX CORP	XEROX COF 800626606	01/30/14	1,143.48
101-315.100-823.000	XEROX CORP	XEROX COF 800627973	03/06/14	650.23
101-315.100-977.000	BLUMERICH COMMUNICATIONS SER' DIRECTIONAL A 11770		11/21/13	19,472.00
101-315.207-823.000	XEROX CORP	XEROX COF Multiple	11/14/13	1,323.36
101-315.207-823.000	XEROX CORP	XEROX COF 800623852	12/12/13	396.02
101-315.207-823.000	XEROX CORP	XEROX COF 800626606	01/30/14	564.46
101-315.207-823.000	XEROX CORP	XEROX COF 800627973	03/06/14	396.02
	Total For Dept 315 Patrol Bureau-Traffic Safety		26,423.99	

Dept 325 Public Safety 911 - Administration

101-325.100-729.000	MAIL ROOM SERVICE CENTER	10130261	11/21/13	0.57
101-325.100-823.000	XEROX CORP	XEROX COF Multiple	11/14/13	223.05
101-325.100-823.000	XEROX CORP	XEROX COF 800623852	12/12/13	74.35
101-325.100-823.000	XEROX CORP	XEROX COF 800626606	01/30/14	74.35
101-325.100-823.000	XEROX CORP	XEROX COF 800627973	03/06/14	74.35
101-325.100-850.000	AT & T SBS	8102303151595	10/10/13	2,702.46
101-325.100-850.000	AT & T SBS	8102303151595	11/21/13	1,351.08
101-325.100-850.000	AT & T SBS	8102303151595	12/31/13	1,682.13
101-325.100-850.000	AT & T	810766700001	02/13/14	524.18
101-325.100-850.000	AT & T SBS	8102303151595	02/13/14	1,682.43
101-325.100-850.000	AT & T	810766700002	02/13/14	544.53
101-325.100-850.000	AT & T SBS	8102303151595	02/20/14	1,682.43
101-325.100-850.000	AT & T	810766700003	03/27/14	829.10
101-325.100-850.000	AT & T SBS	8102303151595	03/27/14	1,686.03
	Total For Dept 325 Public Safety 911 - Administration		13,131.04	

Dept 337 Office Of Fire Chief

101-337.100-729.000	MAIL ROOM SERVICE CENTER	10130261	11/21/13	5.15
101-337.100-823.000	XEROX CORP	XEROX COF Multiple	11/14/13	867.86
101-337.100-823.000	XEROX CORP	XEROX COF 800623852	12/12/13	183.29
101-337.100-823.000	XEROX CORP	XEROX COF 800626606	01/30/14	572.64
101-337.100-823.000	XEROX CORP	XEROX COF 800627973	03/06/14	183.29
101-337.100-850.000	AT & T SBS	8102303151595	10/10/13	9,633.88
101-337.100-850.000	AT & T SBS	8102303151595	11/21/13	4,754.00
101-337.100-850.000	AT & T SBS	8102303151595	12/31/13	4,827.13
101-337.100-850.000	AT & T	810766700001	02/13/14	4,369.88

101-337.100-850.000	AT & T SBS	8102303151595	02/13/14	5,237.71
101-337.100-850.000	AT & T	810766700002	02/13/14	4,369.88
101-337.100-850.000	AT & T SBS	8102303151595	02/20/14	5,399.17
101-337.100-850.000	AT & T	810766700003	03/27/14	4,369.88
101-337.100-850.000	AT & T SBS	8102303151595	03/27/14	5,437.38
Total For Dept 337 Office Of Fire Chief			50,211.14	
Dept 338 Firefighting Division-Fire Station Overh				
101-338.201-930.000	ARGUS-HAZCO	SCOTT EQUIPM04067440	11/07/13	5,184.53
Total For Dept 338 Firefighting Division-Fire Station Overh			5,184.53	
Dept 371 Development-Planning & Zoning				
101-371.209-729.000	MAIL ROOM SERVICE CENTER	10130261	11/21/13	1.72
Total For Dept 371 Development-Planning & Zoning			1.72	
Dept 690 DCD - Administration				
101-690.100-801.000	ASTI ENVIRONMENTAL	BROWNFIELD T 023949	01/23/14	5,200.00
101-690.100-850.000	AT & T	810766700001	02/13/14	681.44
101-690.100-850.000	AT & T	810766700002	02/13/14	707.88
101-690.100-850.000	AT & T	810766700003	03/27/14	1,077.82
Total For Dept 690 DCD - Administration			7,667.14	
Dept 752 Parks & Recreation Admin				
101-752.100-850.000	AT & T	810766700001	02/13/14	1,138.65
101-752.100-850.000	AT & T	810766700002	02/13/14	1,148.82
101-752.100-850.000	AT & T	810766700003	03/27/14	1,291.11
101-752.101-850.000	AT & T SBS	8102303151595	10/10/13	320.84
101-752.101-850.000	AT & T SBS	8102303151595	11/21/13	159.59
101-752.101-850.000	AT & T SBS	8102303151595	12/31/13	159.71
101-752.101-850.000	AT & T SBS	8102303151595	02/13/14	159.78
101-752.101-850.000	AT & T SBS	8102303151595	02/20/14	162.90
101-752.101-850.000	AT & T SBS	8102303151595	03/27/14	176.39
101-752.101-920.000	Consumers Energy	ML121513-0116' 100004824130	01/23/14	5,398.81
Total For Dept 752 Parks - Recreation Division			10,116.60	
Dept 753 Pks-Facilities Maint-Municipal Center				
101-753.200-801.000	DU ALL CLEANING INC	JANITORIAL SEI 10125	10/10/13	5,798.00



101-753.200-801.000	DU ALL CLEANING INC	JANITORIAL SEI10012	11/07/13	5,798.00
101-753.200-801.000	DU ALL CLEANING INC	JANITORIAL SEI10036	12/12/13	5,798.00
101-753.200-801.000	DU ALL CLEANING INC	JANITORIAL SEI10163	01/16/14	5,798.00
101-753.200-801.000	DU ALL CLEANING INC	JANITORIAL SEI10382	02/13/14	5,798.00
101-753.200-801.000	FLINT GLASS SERVICE	NEW DOORS AS14136	02/27/14	6,349.00
101-753.200-801.000	DU ALL CLEANING INC	JANITORIAL SEI10434	03/06/14	5,798.00
101-753.200-850.000	AT & T SBS	8102303151595	10/17/13	68.98
101-753.200-850.000	AT & T SBS	8102303151595	11/21/13	68.66
101-753.200-850.000	AT & T SBS	8102303151595	12/31/13	68.80
101-753.200-850.000	AT & T	810766700001	02/13/14	157.25
101-753.200-850.000	AT & T SBS	8102303151595	02/13/14	68.80
101-753.200-850.000	AT & T	810766700002	02/13/14	163.36
101-753.200-850.000	AT & T SBS	8102303151595	02/20/14	69.02
101-753.200-850.000	AT & T	810766700003	03/27/14	248.73
101-753.200-850.000	AT & T SBS	8102303151595	03/27/14	82.77
101-753.200-920.000	Consumers Energy	ML081713-0917' 100000298446	10/17/13	31,189.36
101-753.200-920.000	Consumers Energy	ML091813-1016' 100000298446	10/31/13	20,607.81
101-753.200-920.000	Consumers Energy	ML101713-1115' 100000298446	12/12/13	18,220.03
101-753.200-920.000	Consumers Energy	ML111613-1216' Multiple	01/02/14	37,085.33
101-753.200-920.000	Consumers Energy	ML121713-0118' 100000298479	01/23/14	21,639.89
101-753.200-920.000	Consumers Energy	ML121813-0120' 100000298446	02/13/14	19,376.18
101-753.200-920.000	Consumers Energy	ML012114-0217' Multiple	02/27/14	43,726.03
101-753.200-920.000	Consumers Energy	ML013114-0301' 100000301059	03/20/14	6,146.52
101-753.200-930.000	WILLIAM E WALTER INC	REPAIRS TO HE37899	02/06/14	5,128.19
	Total For Dept 753 Pks-Facilities Maint-Municipal Center		245,252.71	
	Total For Fund 101 General Fund			2,895,151.32

Fund 202 Major Street Fund

Dept 441 Transportation-Tip Contribution

202-441.702-801.000	STATE OF MICHIGAN	AT AP361051	10/24/13	11,604.39
202-441.702-801.000	ROWE ENGINEERING INC	GRAND TRAVEF Multiple	10/31/13	81,608.00
202-441.702-801.000	WADE TRIM, INC	SAGINAW ST P145923	11/07/13	18,176.82
202-441.702-801.000	STATE OF MICHIGAN	AT AP361964	11/27/13	7,012.96
202-441.702-801.000	STATE OF MICHIGAN	AT AP361963	11/27/13	5,821.02
202-441.702-801.000	ROWE ENGINEERING INC	GRAND TRAVEF 0072860	12/05/13	6,882.75
202-441.702-801.000	ROWE ENGINEERING INC	GRAND TRAVEF 0073078	01/30/14	7,121.50

202-441.702-801.000	ROWE ENGINEERING INC	2013 BRIDGE P#0073096	01/30/14	9,317.00
202-441.702-801.000	WADE TRIM, INC	SAGINAW ST P#3000411	03/06/14	7,500.91
	Total For Dept 441 Transportation-Tip Contribution		155,045.35	
Dept 442 Transportation Major And Local Streets				
202-442.100-729.000	MAIL ROOM SERVICE CENTER	10130261	11/21/13	73.30
202-442.100-823.000	XEROX CORP	XEROX CO# Multiple	11/14/13	930.54
202-442.100-823.000	XEROX CORP	XEROX CO# 800623852	12/12/13	183.29
202-442.100-823.000	XEROX CORP	XEROX CO# 800626606	01/30/14	509.14
202-442.100-823.000	XEROX CORP	XEROX CO# 800627973	03/06/14	183.29
202-442.100-850.000	AT & T	810766700001	02/13/14	467.01
202-442.100-850.000	AT & T	810766700002	02/13/14	479.22
202-442.100-850.000	AT & T	810766700003	03/27/14	649.96
	Total For Dept 442 Transportation Major And Local Streets		3,475.75	
Dept 443 Trans Engg-Routine Maint-Strts/Repairs				
202-443.200-801.000	ROWE ENGINEERING INC	CITY ENGINEER# 0072543	10/31/13	20,212.50
202-443.200-801.000	WADE TRIM, INC	FY14 CITYWIDE 45922	11/07/13	7,744.13
202-443.200-850.000	AT & T	810766700001	02/13/14	157.25
202-443.200-850.000	AT & T	810766700002	02/13/14	163.36
202-443.200-850.000	AT & T	810766700003	03/27/14	248.73
202-443.201-726.000	CARRIER AND GABLE	TRAFFIC SIGN# Multiple	03/06/14	62,574.96
202-443.201-801.000	M & M PAVEMENT MARKING, INC	SPRING & FALL 2623	11/07/13	54,093.50
202-443.201-823.000	XEROX CORP	XEROX CO# Multiple	11/14/13	564.08
202-443.201-823.000	XEROX CORP	XEROX CO# 800623852	12/12/13	187.96
202-443.201-823.000	XEROX CORP	XEROX CO# 800626606	01/30/14	187.96
202-443.201-823.000	XEROX CORP	XEROX CO# 800627973	03/06/14	187.96
202-443.201-850.000	AT & T	810766700001	02/13/14	524.18
202-443.201-850.000	AT & T	810766700002	02/13/14	544.53
202-443.201-850.000	AT & T	810766700003	03/27/14	829.10
202-443.201-920.000	CONSUMERS ENERGY	AT 1000 0029 8321	11/28/13	12,256.82
202-443.201-920.000	CONSUMERS ENERGY	AT 1000 0029 8321	12/12/13	12,513.13
202-443.201-920.000	CONSUMERS ENERGY	AT 1000 0029 8321	01/16/14	12,333.37
202-443.201-920.000	CONSUMERS ENERGY	AT 1000 0029 8321	02/13/14	12,554.57
202-443.201-920.000	CONSUMERS ENERGY	AT 1000 0029 8321	03/13/14	12,318.33
	Total For Dept 443 Traffic Engineering Service Maintenance		210,196.42	

Dept 449 St Maint-Routine Maint-Strts/Repairs-Act

202-449.201-726.000	KNAPHEIDE JURSIK TRUCK EQUIP IN CARBIDE BLADI 1100319	02/20/14	5,038.00
202-449.201-801.000	FLINT CARPET CO TILE FOR STRE 54835	10/10/13	9,172.00
202-449.201-801.000	ZITO CONSTRUCTION CO 2402	01/16/14	6,600.00
202-449.201-823.000	XEROX CORP XEROX COF Multiple	11/14/13	145.68
202-449.201-823.000	XEROX CORP XEROX COF 800623852	12/12/13	48.56
202-449.201-823.000	XEROX CORP XEROX COF 800626606	01/30/14	48.56
202-449.201-823.000	XEROX CORP XEROX COF 800627973	03/06/14	48.56
202-449.201-850.000	AT & T SBS 8102303151595	10/10/13	42.64
202-449.201-850.000	AT & T SBS 8102303151595	11/21/13	21.30
202-449.201-850.000	AT & T SBS 8102303151595	12/31/13	21.30
202-449.201-850.000	AT & T SBS 8102303151595	02/13/14	21.37
202-449.201-850.000	AT & T SBS 8102303151595	02/20/14	24.16
202-449.201-850.000	AT & T SBS 8102303151595	03/27/14	23.95
202-449.203-726.000	DETROIT SALT CO SALT FOR FY20 Multiple	11/27/13	13,504.66
202-449.203-726.000	DETROIT SALT CO SALT FOR FY20 36296	01/09/14	7,805.34
202-449.203-726.000	DETROIT SALT CO SALT FOR FY20 Multiple	01/16/14	15,421.52
202-449.203-726.000	DETROIT SALT CO SALT FOR FY20 38212	01/23/14	7,524.13
202-449.203-726.000	DETROIT SALT CO SALT FOR FY20 Multiple	02/13/14	14,294.32
202-449.203-726.000	DETROIT SALT CO SALT FOR FY20 Multiple	03/06/14	45,357.16
202-449.203-782.000	ACE SAGINAW PAVING COMPANY 1935899	03/13/14	996.95
202-449.203-940.000	MICHIGAN CAT INC RENTAL OF LO/ ER3756297	01/16/14	6,414.00
202-449.203-940.000	MICHIGAN CAT INC RENTAL OF LO/ Multiple	01/30/14	7,276.20
	Total For Dept 449 St Maint-Winter Maint-Major/Local-Act51	139,850.36	

Total For Fund 202 Major Street Fund

508,567.88

Fund 203 Local Street Fund

Dept 449 St Maint-Routine Maint-Strts/Repairs-Act

203-449.201-726.000	KNAPHEIDE JURSIK TRUCK EQUIP IN CARBIDE BLADI 1100319	02/20/14	5,038.00
203-449.203-726.000	DETROIT SALT CO SALT FOR FY20 Multiple	11/27/13	13,548.50
203-449.203-726.000	DETROIT SALT CO SALT FOR FY20 36296	01/09/14	18,212.45
203-449.203-726.000	DETROIT SALT CO SALT FOR FY20 Multiple	01/16/14	21,826.08
203-449.203-726.000	DETROIT SALT CO SALT FOR FY20 38212	01/23/14	3,224.63
203-449.203-726.000	DETROIT SALT CO SALT FOR FY20 Multiple	02/13/14	15,617.27
203-449.203-726.000	DETROIT SALT CO SALT FOR FY20 Multiple	03/06/14	43,767.44
203-449.203-726.000	DETROIT SALT CO SALT FOR FY20 41815	03/06/14	5,628.35

203-449.203-782.000	ACE SAGINAW PAVING COMPANY	1935899	03/13/14	4,141.46
	Total For Dept 449 St Maint-Winter Maint-Major/Local-Act51		131,004.18	
	Total For Fund 203 Local Street Fund		131,004.18	
Fund 207 Police Fund				
Dept 315 Patrol Bureau-Patrol - 4Th Shift				
207-315.204-823.000	XEROX CORP	XEROX COF Multiple	11/14/13	486.51
207-315.204-823.000	XEROX CORP	XEROX COF 800623852	12/12/13	48.56
207-315.204-823.000	XEROX CORP	XEROX COF 800626606	01/30/14	48.56
207-315.204-823.000	XEROX CORP	XEROX COF 800627973	03/06/14	48.56
207-315.204-850.000	AT & T SBS	8102303151595	10/10/13	1,108.65
207-315.204-850.000	AT & T SBS	8102303151595	11/21/13	551.81
207-315.204-850.000	AT & T SBS	8102303151595	12/31/13	485.41
207-315.204-850.000	AT & T SBS	8102303151595	02/13/14	604.10
207-315.204-850.000	AT & T SBS	8102303151595	02/20/14	573.52
207-315.204-850.000	AT & T SBS	8102303151595	03/27/14	598.65
	Total For Dept 315 Patrol Bureau-Patrol - 4Th Shift		4,554.33	
	Total For Fund 207 Police Fund		4,554.33	
Fund 208 Park/Recreation Fund				
Dept 752 Parks & Recreation Admin				
208-752.100-850.000	AT & T SBS	8102303151595	10/10/13	65.82
208-752.100-850.000	AT & T SBS	8102303151595	11/21/13	21.29
208-752.100-850.000	AT & T SBS	8102303151595	12/31/13	21.30
208-752.100-850.000	AT & T SBS	8102303151595	02/13/14	21.30
208-752.100-850.000	AT & T SBS	8102303151595	02/20/14	21.38
208-752.100-850.000	AT & T SBS	8102303151595	03/27/14	24.67
208-752.102-801.000	MIKE'S LANDSCAPING	79	10/10/13	15,057.00
208-752.102-801.000	MIKE'S LANDSCAPING	81	11/21/13	15,192.00
208-752.102-801.000	J & M TREE SERVICE	FY14 TREE TRIM Multiple	11/27/13	12,550.00
208-752.102-801.000	AFFINITY VALUATION GROUP	APPRAISAL SEF 72474	01/30/14	7,900.00
208-752.102-920.900	TREASURER CITY OF FLINT	SAGN-003300-01	12/19/13	6,205.61
208-752.102-920.900	TREASURER CITY OF FLINT	FORE-002201-01	02/20/14	9,131.62
	Total For Dept 752 Parks - Forestry Admin		66,211.99	

Total For Fund 208 Park/Recreation Fund					66,211.99	
Fund 213 Park & Recreation Senior Citizen Centers						
Dept 752 Brennan Community Center						
213-752.120-801.000	BRENNAN ELM PARK SENIOR COMMUNITY	SEPT 2013	10/10/13		9,023.26	
213-752.120-801.000	BRENNAN ELM PARK SENIOR COMM	FY13-14 SENIOF OCTOBER 2013	11/21/13		6,602.48	
213-752.120-801.000	BRENNAN ELM PARK SENIOR COMM	FY13-14 SENIOF NOVEMBER 2013	12/19/13		7,562.47	
213-752.120-801.000	BRENNAN ELM PARK SENIOR COMM	FY13-14 SENIOF DECEMBER 2013	01/16/14		7,678.27	
213-752.120-801.000	BRENNAN ELM PARK SENIOR COMM	FY13-14 SENIOF JANUARY 2014	02/20/14		7,056.44	
213-752.120-801.000	BRENNAN ELM PARK SENIOR COMM	FY13-14 SENIOF FEBRUARY 2014	03/20/14		7,860.65	
213-752.160-801.000	UNITED SENIOR NETWORK	FY13-14 SENIOF OCTOBER 2013	11/21/13		9,485.50	
213-752.160-801.000	UNITED SENIOR NETWORK	FY13-14 SENIOF NOVEMBER 2013	12/19/13		12,547.52	
213-752.160-801.000	UNITED SENIOR NETWORK	FY13-14 SENIOF DECEMBER 2013	01/16/14		5,795.57	
213-752.160-801.000	UNITED SENIOR NETWORK	FY13-14 SENIOF JANUARY 2014	02/20/14		9,052.14	
213-752.160-801.000	UNITED SENIOR NETWORK	FY13-14 SENIOF FEBRUARY 2014	03/20/14		9,553.15	
Total For Dept 752 Hasselbring Community Center					92,217.45	
Total For Fund 213 Park & Recreation Senior Citizen Centers					92,217.45	
Fund 219 Street Light						
Dept 443 Street Lighting						
219-443.206-920.000	CONSUMERS ENERGY	AT 1000 0029 8404	11/28/13		200,019.23	
219-443.206-920.000	CONSUMERS ENERGY	AT 1000 0029 8404	12/12/13		190,488.09	
219-443.206-920.000	CONSUMERS ENERGY	AT 1000 0029 8404	01/16/14		195,830.60	
219-443.206-920.000	CONSUMERS ENERGY	AT 1000 0029 8404	03/13/14		392,331.93	
Total For Dept 443 Street Lighting					978,669.85	
Total For Fund 219 Street Light					978,669.85	
Fund 226 Rubbish Collection Fund						
Dept 449 Fall cleanup						
226-449.204-801.000	MICHIGAN CAT INC	RENTAL OF LO/ER3680340	01/16/14		7,111.68	
226-449.204-801.000	ENVIRONMENTAL WOOD SOLUTIONS	LEAF DISPOSAL 9480	01/23/14		9,060.00	
226-449.204-801.000	MICHIGAN CAT INC	RENTAL OF LO/ER3834817	01/16/14		6,051.80	
Total For Dept 449 Fall cleanup					22,223.48	
Dept 528 Waste Collection - Sanitation						

226-528.201-801.000	RWS OF MID MICHIGAN	0237-001270292	11/07/13	324,336.87
226-528.201-801.000	RWS OF MID MICHIGAN	0237-001277374	12/05/13	324,336.87
226-528.201-801.000	RWS OF MID MICHIGAN	0237-001284638	01/16/14	324,336.87
226-528.201-801.000	RWS OF MID MICHIGAN	0237-001292871	01/30/14	324,336.87
226-528.201-801.000	RWS OF MID MICHIGAN	0237-001299502	03/06/14	324,336.87
	Total For Dept 528 Waste Collection - Sanitation		1,621,684.35	
	Total For Fund 226 Rubbish Collection Fund		1,643,907.83	
Fund 244 Economic Develop Corp Fund				
Dept 735 Edc-Administration				
244-735.100-801.000	PLANTE & MORAN, LLP	1106930	11/21/13	1,666.67
244-735.100-801.000	PLANTE & MORAN, LLP	CORRECT VO 63125	12/05/13	5,000.00
244-735.105-801.000	PLANTE & MORAN, LLP	1106930	11/21/13	1,666.67
	Total For Dept 735 Edc - RLF program administration		8,333.34	
	Total For Fund 244 Economic Develop Corp Fund		8,333.34	
Fund 265 Drug Law Enforcement Fund				
Dept 308 Pol Invst Ovrhd - Doj/Dea Forfeiture				
265-308.207-823.000	XEROX CORP	XEROX COF Multiple	11/14/13	607.15
265-308.207-823.000	XEROX CORP	XEROX COF 800623852	12/12/13	183.29
265-308.207-823.000	XEROX CORP	XEROX COF 800626606	01/30/14	240.18
265-308.207-823.000	XEROX CORP	XEROX COF 800627973	03/06/14	183.29
265-308.207-850.000	AT & T SBS	8102303151595	10/10/13	42.89
265-308.207-850.000	AT & T SBS	8102303151595	11/21/13	21.28
265-308.207-850.000	AT & T SBS	8102303151595	12/31/13	21.30
265-308.207-850.000	AT & T SBS	8102303151595	02/13/14	21.30
265-308.207-850.000	AT & T SBS	8102303151595	02/20/14	21.38
265-308.207-850.000	AT & T SBS	8102303151595	03/27/14	24.97
	Total For Dept 308 Pol Invst Ovrhd - Doj/Dea Forfeiture		1,367.03	
	Total For Fund 265 Drug Law Enforcement Fund		1,367.03	
Fund 274 HUD CDBG, ESG, & HOME GRANTS				
Dept 748 Cof Cdbg Administration				
274-748.100-729.000	FHUD14CE MAIL ROOM SERVICE CENTER	10130261	11/21/13	1.15

274-748.100-823.000	FHUD14CC XEROX CORP	XEROX COF 800619519	11/14/13	396.02
274-748.100-823.000	XEROX CORP	XEROX COF Multiple	11/14/13	1,243.91
274-748.100-823.000	FHUD14CC XEROX CORP	XEROX COF 800623852	12/12/13	396.02
274-748.100-823.000	FHUD14CC XEROX CORP	XEROX COF 800626606	01/30/14	666.18
274-748.100-823.000	FHUD14CC XEROX CORP	XEROX COF 800627973	03/06/14	396.02
274-748.102-805.327	FCDBGPRI URBAN BUILDER & DEVELOPERS INC	CDBG 2013EM0 Multiple	10/17/13	26,134.56
274-748.102-805.327	FCDBGPRI MOORE & SONS CONSTRUCTION	CO #1 TO 13-03-1050	11/07/13	14,249.36
274-748.102-805.327	FCDBGPRI JOHN SHAW BUILDER DESIGNER	Multiple	12/19/13	22,723.00
274-748.102-805.327	FCDBGPRI BEDROCK BUILDING INC	CONTRACT 13-(1303601	12/19/13	15,100.00
274-748.102-805.327	FCDBGPRI SARGENT'S TITLE COMPANY LLC	DEVELOPER FE 1315301	01/30/14	7,027.46
274-748.102-805.327	FCDBGPRI MOORE & SONS CONSTRUCTION	CO #1 TO 13-03-1303404	02/27/14	18,700.00
274-748.102-805.327	FCDBGPRI SALEM HOUSING COMM DEVELOPME	SALEM HOUSIN 1315303	03/20/14	8,359.45
274-748.133-805.327	FCDBGPRI PHILIP JOHNSON	CONTRACT EX 11164406A	12/05/13	7,534.00
274-748.133-805.327	FCDBGPRI PHILIP JOHNSON	CONTRACT EX 1116412	02/06/14	5,984.00
274-748.150-801.000	FHUD13CC BARTMAN EXCAVATING	DEMO- BACKFIL 2359	10/24/13	7,760.00
274-748.150-801.000	FHUD13CC RIGHTWAY REMEDIATION LLC	ASBESTOS ABA 12-3620	12/12/13	594.25
274-748.151-801.000	FCDBGPRI BURNASH WRECKING, INC	DEMOLITION - 2102513	11/21/13	9,800.00
274-748.151-801.000	FCDBGPRI BURNASH WRECKING, INC	DEMOLITION - 2121613	01/02/14	12,204.65
274-748.160-977.500	FCDBGPRI K M E FIRE APPARATUS	02052014-02	03/27/14	155,920.00
274-748.181-805.101	FCDBGPRI ROWE ENGINEERING INC	0072785	12/05/13	5,730.50
274-748.181-805.101	FHUD14CC DIPONIO CONTRACTING INC	SMITH VILLAGE 10	01/23/14	55,014.03
274-748.181-805.101	FCDBGPRI DIPONIO CONTRACTING INC	SMITH VILLAGE 10	01/23/14	203,531.64
274-748.215-801.000	FHUD13CC OAK CONSTRUCTION CORPORATION	DAMP PROOFIN 13-6-10	01/09/14	12,000.00
274-748.215-801.000	FHUD13CC PURVIS & FOSTER INC	BOILER TUBE R 55607F	02/13/14	10,842.00
274-748.215-801.000	FHUD13CC FLINT GLASS SERVICE	BERSTON FIEL 14112	02/20/14	15,438.00
274-748.215-801.000	FHUD14CC FLINT GLASS SERVICE	BERSTON FIEL 14112	02/20/14	443.00
274-748.215-801.000	FHUD14CC FLINT GLASS SERVICE	BERSTON FIEL 14159	02/27/14	6,755.00
274-748.272-805.105	FHUD14CC BIG BROTHERS BIG SISTERS OF	COMMUNITY B/ Multiple	02/06/14	16,163.85
274-748.272-805.105	FHUD14CC BIG BROTHERS BIG SISTERS OF	COMMUNITY B/ Multiple	02/20/14	11,919.34
274-748.369-805.076	FCDBGPRI UPTOWN REINVESTMENT CORP	DEMOLITION OI 1313501	12/12/13	387,445.60
274-748.369-805.076	FHUD13CC UPTOWN REINVESTMENT CORP	DEMOLITION OI 1313501	12/12/13	492,554.40
274-748.371-805.126	FCDBGPRI GENESEE COUNTY LAND BANK AUT	WEED AND TRA 1303801	11/21/13	35,981.14
274-748.371-805.126	FCDBGPRI GENESEE COUNTY LAND BANK AUT	WEED AND TRA Multiple	11/27/13	220,848.46
274-748.535-805.105	FHUD14CC BOYS & GIRLS CLUB	PUBLIC SERVIC 1309701	02/27/14	5,235.83
	Total For Dept 748 Boys and Girls Club			1,795,092.82

Dept 749 COF - Smith Village project

274-749.181-805.276	FHOMEPRIR	OWE ENGINEERING INC	CO #3 TO 12-13	0072805	12/05/13	19,646.25
		Total For Dept 749 COF - Smith Village project			19,646.25	
Dept 750 METRO COMM DEV - ESG PROGRAMS						
274-750.200-805.101	FHUD13ES	METRO COMMUNITY DEVELOPMENT	METRO COMML	1315101	03/13/14	55,250.76
274-750.200-805.101	FESGPRI	METRO COMMUNITY DEVELOPMENT	METRO COMML	1315101	03/13/14	2,470.00
274-750.200-805.122	FHUD13ES	METRO COMMUNITY DEVELOPMENT	METRO COMML	1315101	03/13/14	19,198.12
274-750.200-805.123	FHUD13ES	METRO COMMUNITY DEVELOPMENT	METRO COMML	1315101	03/13/14	49.25
274-750.200-805.124	FHUD13ES	METRO COMMUNITY DEVELOPMENT	METRO COMML	1315101	03/13/14	18,000.00
274-750.362-805.101	FHUD13ES	GENESEE CTY COMMUNITY ACTION		1215704	10/03/13	9,098.44
274-750.451-805.101	FHUD13ES	MY BROTHER'S KEEPER OF GENESEE		1215303	10/31/13	5,686.60
274-750.482-805.101	FHUD13ES	SHELTER OF FLINT		Multiple	11/07/13	11,675.85
274-750.600-805.101	FHUD13ES	RESOURCE GENESEE		1301709	11/07/13	5,558.86
		Total For Dept 750 Resource Genesee			126,987.88	
Total For Fund 274 HUD CDBG, ESG, & HOME GRANTS					1,941,726.95	
Fund 296 Other Grants Fund						
Dept 301 Recovery Act JAG 2009						
296-301.600-958.000	FDOJ11JA	(NEW WORLD SYSTEMS CORP	NEW WORLD TI	090413	10/31/13	45,000.00
296-301.600-977.500	FDOJ10JA	(APPLEGATE CHEVROLET	BID REQUEST F	Multiple	03/27/14	103,000.00
296-301.613-801.000	LCSM14BR	UNIVERSITY OF MICHIGAN - FLINT		BACK TO THE BRIC	12/19/13	9,909.52
296-301.613-801.000		STATE OF MICHIGAN	AT	551-398470	12/19/13	16,119.87
296-301.613-801.000	LCSM14BR	GENESEE COUNTY TREASURER		BACK TO THE BRIC	12/19/13	19,655.04
		Total For Dept 301 CS Mott - Back to Bricks Grant			193,684.43	
Dept 315 Mott Neighborhood Patrol (7/1/12 - 12/3						
296-315.702-726.000	LCSM13CC	MAIL ROOM SERVICE CENTER		10130261	11/21/13	38.37
		Total For Dept 315 Mott Neighborhood Patrol (7/1/12 - 12/3			38.37	
Dept 690 Sec 108 -Manhattan Place						
296-690.300-996.000		BANK OF NEW YORK MELLON		B-01-MC-26-0018	01/23/14	5,048.20
296-690.305-996.000		BANK OF NEW YORK MELLON		B-01-MC-26-0018	01/23/14	1,777.65
296-690.320-996.000		BANK OF NEW YORK MELLON		B-01-MC-26-0018	01/23/14	57,726.50
296-690.321-996.000		BANK OF NEW YORK MELLON		B-01-MC-26-0018	01/23/14	67,293.40
296-690.325-996.000		BANK OF NEW YORK MELLON		B-01-MC-26-0018	01/23/14	7,820.40
296-690.335-996.000		BANK OF NEW YORK MELLON		B-01-MC-26-0018	01/23/14	22,567.50



296-690.342-801.000	ASTI ENVIRONMENTAL	023536	10/24/13	7,240.00
296-690.391-801.000	FUSDAFOF ENVIRONMENTAL CONSULTING & TECH	Multiple	01/23/14	218,285.75
296-690.400-801.000	HOUSEAL LAVIGNE ASSOCIATES LLC PROFESSIONAL 2373		10/24/13	14,528.94
296-690.400-801.000	HOUSEAL LAVIGNE ASSOCIATES LLC PROFESSIONAL 2392		12/05/13	78,472.09
296-690.400-801.000	HOUSEAL LAVIGNE ASSOCIATES LLC PROFESSIONAL Multiple		03/13/14	42,274.24
296-690.403-801.000	LCFNDNM/ LOCAL INITIATIVES SUPPORT CORP	013114	01/02/14	14,000.00
	Total For Dept 690 Comm Fndn Greater Flint - Master Plan		537,034.67	

Total For Fund 296 Other Grants Fund

730,757.47

# Fund 297 Federal Stimulus Fund

## Dept 741 Demo NSP 3

297-741.150-729.000	FHUD12NS MAIL ROOM SERVICE CENTER	10130261	11/21/13	9.74
297-741.150-801.000	FHUD12NS BURNASH WRECKING, INC	DEMOLITION - 2 102513	11/21/13	10,900.00
297-741.150-801.000	FHUD12NS BARTMAN EXCAVATING	DEMOLITION 20 Multiple	11/21/13	22,020.00
297-741.150-801.000	FHUD12NS L ZELLAR AND SONS EXCAVATING IN L. ZELLAR- DEM 13266		11/28/13	6,500.00
297-741.150-801.000	FHUD12NS D J FICK EXCAVATING CO INC	DEMOLITION - 4 Multiple	11/28/13	13,250.00
297-741.150-801.000	FHUD12NS L ZELLAR AND SONS EXCAVATING IN L. ZELLAR- DEM Multiple		12/05/13	14,800.00
297-741.150-801.000	FHUD12NS L ZELLAR AND SONS EXCAVATING IN L. ZELLAR- DEM Multiple		12/05/13	33,300.00
297-741.150-801.000	FHUD12NS RIGHTWAY REMEDIATION LLC	ASBESTOS ABA 12-3619	12/12/13	7,926.50
297-741.150-801.000	FHUD12NS RIGHTWAY REMEDIATION LLC	ASBESTOS ABA 12-3620	12/12/13	9,954.90
297-741.150-801.000	FHUD12NS LA CONSTRUCTION CORPORATION	L.A. CONSTRUC 32059	12/19/13	25,000.00
297-741.150-801.000	FHUD12NS BURNASH WRECKING, INC	DEMOLITION - 2 121613	01/02/14	26,322.25
297-741.150-801.000	ABLE DEMOLITION INC	DEMOLITION - 1 Multiple	01/16/14	55,032.59
297-741.150-801.000	FHUD12NS RIGHTWAY REMEDIATION LLC	ASBESTOS ABA 14-3720	01/30/14	5,309.55
297-741.150-801.000	FHUD12NS L ZELLAR AND SONS EXCAVATING IN L. ZELLAR- DEM 14355		03/06/14	9,600.00
297-741.150-801.000	FHUD12NS BURNASH WRECKING, INC	DEMOLITION - 2 22814	03/13/14	6,800.00
297-741.181-805.276	FHUD12NS GDC SMITH VILLAGE LLC	12086B03	11/07/13	140,027.83
297-741.181-805.276	FHUD12NS GDC SMITH VILLAGE LLC	1208604	01/30/14	161,299.20
297-741.181-805.276	FHUD12NS GDC SMITH VILLAGE LLC	12086B05	03/06/14	53,065.43
297-741.181-805.276	FHUD12NS GDC SMITH VILLAGE LLC	12086B06	03/13/14	55,312.01
	Total For Dept 741 Smith village - NSP3		656,430.00	

## Dept 743 Neighborhood Stabilization program 2

297-743.100-802.400	MICHIGAN STATE HOUSING DEVELOPMENT	RETURN PROG INC	01/23/14	489,937.23
	Total For Dept 743 Neighborhood Stabilization program 2		489,937.23	

Total For Fund 297 Federal Stimulus Fund			1,146,367.23	
Fund 402 Public Improvement Fund				
Dept 753 Pks-Facilities Maint-Municipal Center				
402-753.200-976.000	WILLIAM E WALTER INC	DUCTLESS SPL 36889	10/17/13	39,877.00
402-753.200-976.000	NEWKIRK ELECTRIC ASSOCIATES IN	POWER CIRCUIT 30566	11/07/13	16,960.00
402-753.200-976.000	THOS BROWN & SON ROOFING CO	ROOF REPAIRS 2636	11/21/13	127,789.00
402-753.200-976.000	HD CONSTRUCTION GROUP	STEEL COVER / 10/04/2013	12/12/13	6,740.00
402-753.200-976.000	THOS BROWN & SON ROOFING CO	ROOF REPAIRS APP #2	12/19/13	101,810.00
402-753.200-976.000	AERO FILTER, INC.	FILTER CHANGE 1359061-02	02/06/14	30,450.00
Total For Dept 753 Pks-Facilities Maint-Municipal Center			323,626.00	
Total For Fund 402 Public Improvement Fund			323,626.00	
Fund 542 Building Inspection Fund				
Dept 371 Development - Administration				
542-371.100-729.000	MAIL ROOM SERVICE CENTER	10130261	11/21/13	170.08
542-371.100-823.000	XEROX CORP	XEROX COF Multiple	11/14/13	758.93
542-371.100-823.000	XEROX CORP	XEROX COF 800623852	12/12/13	183.29
542-371.100-823.000	XEROX CORP	XEROX COF 800626606	01/30/14	465.90
542-371.100-823.000	XEROX CORP	XEROX COF 800627973	03/06/14	183.29
542-371.100-850.000	AT & T	810766700001	02/13/14	1,100.78
542-371.100-850.000	AT & T	810766700002	02/13/14	1,143.50
542-371.100-850.000	AT & T	810766700003	03/27/14	1,741.10
542-371.211-729.000	MAIL ROOM SERVICE CENTER	10130261	11/21/13	182.68
542-371.710-729.000	MAIL ROOM SERVICE CENTER	10130261	11/21/13	8.02
542-371.710-801.000	BURNASH WRECKING, INC	DEMOLITION - 2 102513	11/21/13	17,880.00
542-371.710-801.000	L ZELLAR AND SONS EXCAVATING IN L. ZELLAR- DEM	Multiple	11/28/13	11,800.00
542-371.710-801.000	L ZELLAR AND SONS EXCAVATING IN L. ZELLAR- DEM	Multiple	12/05/13	37,500.00
542-371.710-801.000	BURNASH WRECKING, INC	DEMOLITION - 2 121613	01/02/14	64,823.10
542-371.710-801.000	BARTMAN EXCAVATING	DEMOLITION - 12381	01/16/14	5,250.00
542-371.710-801.000	ABLE DEMOLITION INC	DEMOLITION - 1 Multiple	01/16/14	25,172.41
Total For Dept 371 DEMOLITION - FIRE ESCROW			168,363.08	
Dept 741 Demo NSP 3				
542-741.150-801.000	RIGHTWAY REMEDIATION LLC	12-3612	10/31/13	11,507.90
Total For Dept 741 Demo NSP 3			11,507.90	

Total For Fund 542 Building Inspection Fund				179,870.98	
Fund 583 Oak Business Center Fund					
Dept 735 Edc-Oak Business Center					
583-735.204-801.000	PLANTE & MORAN, LLP	1106930	11/21/13	1,666.66	
583-735.204-801.000	SIWEK CONSTRUCTION COMPANY	HVAC/INTERIOF 14102001	03/20/14	36,020.00	
583-735.204-920.000	TREASURER CITY OF FLINT	SAGN-002712-01	12/19/13	12,870.47	
583-735.204-955.000	POTTER & ROOSE INSURANCE	02/03/2014	02/06/14	19,497.73	
Total For Dept 735 Edc-Oak Business Center			70,054.86		
Total For Fund 583 Oak Business Center Fund				70,054.86	
Fund 590 Sewer Fund					
Dept 000 Balance Sheet Activity					
590-000.000-040.100	CARRIAGE FACTORY DEV GROUP	UB REFUND FO WATW-303-0-1	10/17/13	6,029.35	
590-000.000-040.100	SIGMA SERVICES INC	UB REFUND FO DARY-6648-0-2	02/13/14	2,621.56	
590-000.000-040.100	MICHIGAN BELL #22131	UB REFUND FO GRAS-2610-0-1	02/27/14	6,598.65	
590-000.000-040.600	SIGMA SERVICES INC	UB REFUND FO DARY-6648-0-2	02/13/14	819.24	
Total For Dept 000 Balance Sheet Activity			16,068.80		
Dept 012 3rd ave electrical modification					
590-012.113-211.000	NEWKIRK ELECTRIC ASSOCIATES INC	APP 4	01/16/14	17,861.30	
590-012.137-211.000	SORENSEN GROSS CONSTRUCTION	2	10/10/13	(5,768.46)	
590-012.137-211.000	SORENSEN GROSS CONSTRUCTION	RETENTION	10/31/13	14,407.73	
Total For Dept 012 SORENSEN GROSS (3RD AVE PUMP STATION)			26,500.57		
Dept 536 Utilities - Sewer Administration					
590-536.101-801.000	ROWE ENGINEERING INC	0072570	10/31/13	6,639.45	
590-536.101-801.000	ROWE ENGINEERING INC	0072787	12/05/13	746.25	
590-536.101-801.000	EQ THE ENVIRONMENTAL QUALITY C HAZARDOUS W	40496689	12/05/13	21,019.56	
590-536.101-801.000	GENESEE COUNTY DRAIN COMMISSIPERMIT	GCDC2013-0138	12/19/13	9,291.25	
590-536.101-801.000	RAFTELIS FINANCIAL CONSULTANTS WATER AND SE FLM	I1311-01	01/02/14	9,625.85	
590-536.101-801.000	RAFTELIS FINANCIAL CONSULTANTS WATER AND SE FLM	I1311-02	01/16/14	10,190.26	
590-536.101-801.000	RAFTELIS FINANCIAL CONSULTANTS WATER AND SE FLM	I1311-03	02/20/14	5,048.89	
590-536.101-801.000	STATE OF MICHIGAN	AT PERMIT 856687	02/20/14	7,000.00	
590-536.101-801.000	GENESEE COUNTY DRAIN COMMISSIPERMIT	GCDC2014-0022	03/06/14	9,291.25	

590-536.714-801.000	ROWE ENGINEERING INC	0072570	10/31/13	59,755.04
590-536.714-801.000	ROWE ENGINEERING INC	0072787	12/05/13	6,716.25
	Total For Dept 536 MDEQ S2-Grant - Utilities		145,324.05	-----
Dept 540 Water Service Center Management				
590-540.100-801.000	MARLETTE ROOFING & SHEET META ROOF REPLACE 3962		11/07/13	130,190.00
590-540.100-823.000	XEROX CORP	XEROX COF Multiple	11/14/13	170.41
590-540.100-823.000	XEROX CORP	XEROX COF 800623852	12/12/13	56.81
590-540.100-823.000	XEROX CORP	XEROX COF 800626606	01/30/14	113.61
590-540.100-823.000	XEROX CORP	XEROX COF 800627973	03/06/14	56.81
590-540.207-726.000	METRON-FARNIER, LLC	METRON-FARNI 17867	10/17/13	12,352.84
590-540.207-726.000	METRON-FARNIER, LLC	METERS 17984	12/12/13	44,950.00
590-540.208-726.000	HD SUPPLY WATERWORKS, LTD.	PIPE AND FITTIB 784183	12/05/13	3,872.62
590-540.208-758.000	MICHIGAN ELECTRIC SUPPLY COMP	HIP BOOTS S100287565.002	01/02/14	3,769.50
590-540.208-758.000	RED WING SHOE STORE	SAFETY SHOES 5190000005065	03/27/14	2,603.73
590-540.208-782.000	ACE SAGINAW PAVING COMPANY	SEASONAL REC 1929963	01/23/14	2,624.25
590-540.208-782.000	ACE SAGINAW PAVING COMPANY	SEASONAL REC 1931865	02/13/14	2,613.06
590-540.208-863.000	JACK DOHENY SUPPLY	VACTOR/JET P/W43317	11/07/13	14,341.96
590-540.208-863.000	JACK DOHENY SUPPLY	VACTOR/JET P/ Multiple	02/06/14	15,638.61
	Total For Dept 540 Wsc-Sewer Maint./Construction		233,354.21	-----
Dept 550 Wpc Operations				
590-550.100-730.500	STATE OF MICHIGAN	AT 845521	12/12/13	20,000.00
590-550.100-740.500	POLYDYNE INC	FY 2014 WPC P 838378	10/31/13	6,629.40
590-550.100-740.500	POLYDYNE INC	FY 2014 WPC P 846917	12/12/13	6,411.90
590-550.100-740.500	POLYDYNE INC	FY 2014 WPC P 853676	01/16/14	6,559.80
590-550.100-740.500	POLYDYNE INC	FY 2014 WPC P 863270	02/27/14	6,687.40
590-550.100-801.000	GREAT LAKES DIVING CO	FY2014 WPC DI 1328	10/17/13	7,674.96
590-550.100-801.000	MARINE POLLUTION CONTROL CORP	MERCURY CLE/ 34233	01/23/14	11,736.47
590-550.100-814.600	MCNAUGHTON MCKAY ELECTRIC CC	FY 2014 WPC AI 13042148-00	12/19/13	823.20
590-550.100-814.600	MCNAUGHTON MCKAY ELECTRIC CC	FY 2014 WPC AI 13085880-00	01/23/14	1,444.13
590-550.100-850.000	AT & T SBS	8102303151595	10/10/13	235.95
590-550.100-850.000	AT & T SBS	8102303151595	11/21/13	117.66
590-550.100-850.000	AT & T SBS	8102303151595	12/31/13	126.24
590-550.100-850.000	AT & T	810766700001	02/13/14	2,731.00
590-550.100-850.000	AT & T SBS	8102303151595	02/13/14	107.05
590-550.100-850.000	AT & T	810766700002	02/13/14	2,775.76

590-550.100-850.000	AT & T SBS	8102303151595	02/20/14	118.58
590-550.100-850.000	AT & T	810766700003	03/27/14	3,401.81
590-550.100-850.000	AT & T SBS	8102303151595	03/27/14	129.03
590-550.100-920.200	BP CANADA ENERGY MARKETING CORP	5398778	11/07/13	28,015.88
590-550.100-920.200	BP CANADA ENERGY MARKETING CORP	5401062	11/07/13	28,012.06
590-550.100-920.200	CONSUMERS ENERGY AT	1000 0000 4430	11/21/13	10,113.51
590-550.100-920.200	BP CANADA ENERGY MARKETING CORP	5403737	12/12/13	28,012.06
590-550.100-920.200	CONSUMERS ENERGY AT	1000 0000 4430	12/12/13	10,188.13
590-550.100-920.200	BP CANADA ENERGY MARKETING CORP	5406442	01/09/14	27,062.06
590-550.100-920.200	CONSUMERS ENERGY AT	1000 0000 4430	01/23/14	10,092.34
590-550.100-920.200	BP CANADA ENERGY MARKETING CORP	5409219	02/13/14	33,716.64
590-550.100-920.200	CONSUMERS ENERGY AT	1000 0000 4430	02/13/14	11,232.97
590-550.100-920.200	BP CANADA ENERGY MARKETING CORP	5412069	03/13/14	30,248.32
590-550.100-920.200	CONSUMERS ENERGY AT	1000 0000 4430	03/27/14	26,225.59
590-550.100-920.300	Consumers Energy ML091813-1016'	100000148773	10/31/13	84,575.31
590-550.100-920.300	Consumers Energy ML101713-1115'	100000148773	12/12/13	98,604.36
590-550.100-920.300	Consumers Energy ML111613-1217'	100000148773	01/02/14	101,841.46
590-550.100-920.300	Consumers Energy ML121813-0120'	100000148773	02/13/14	111,563.95
590-550.100-920.300	Consumers Energy ML012114-0217'	100000148773	02/27/14	94,093.42
590-550.100-920.400	SWEDISH BIOGAS INTERNATIONAL, LLC	3RD QTR 2013	10/24/13	9,827.06
590-550.100-920.400	SWEDISH BIOGAS INTERNATIONAL, LLC	2014-990002	02/13/14	14,791.29
590-550.100-920.900	TREASURER CITY OF FLINT	BEEC-G04652-01	10/31/13	31,339.30
590-550.100-920.900	TREASURER CITY OF FLINT	BEEC-G04652-01	11/21/13	20,552.92
590-550.100-920.900	TREASURER CITY OF FLINT	BEEC-G04652-01	12/19/13	16,951.54
590-550.100-920.900	TREASURER CITY OF FLINT	BEEC-G04652-01	02/06/14	19,203.85
590-550.100-920.900	TREASURER CITY OF FLINT	BEEC-G04652-01	02/20/14	13,681.54
590-550.100-920.900	TREASURER CITY OF FLINT	BEEC-G04652-01	03/20/14	17,432.11
590-550.100-977.000	SCALETRON INDUSTRIES LTD CHLORINE SCA	14871	03/20/14	6,651.60
590-550.200-775.000	AMERICAN ELECTRIC MOTOR CORP	50180	12/19/13	799.35
590-550.200-775.000	WILLIAM E WALTER INC	FY 14 WPC HVA 37737	01/23/14	34.05
590-550.200-920.300	Consumers Energy ML101513-1115'	100000290393	11/21/13	10,331.73
590-550.200-920.300	Consumers Energy ML111613-1216'	100000290393	01/02/14	10,371.95
590-550.200-920.300	Consumers Energy ML121713-0118'	100000290393	01/23/14	15,191.26
590-550.200-920.300	Consumers Energy ML011914-0217'	Multiple	02/27/14	16,618.05
590-550.200-920.900	TREASURER CITY OF FLINT	UNIW-000000-01	10/31/13	233,570.91
590-550.202-775.000	MID STATES BOLT & SCREW CO	FY 2014 WPC T 30226570	11/27/13	5,464.00
590-550.202-775.000	MACOMB GROUP	FY 2014 WPC V 4027991	11/27/13	7,124.36

590-550.202-775.000	MCNAUGHTON MCKAY ELECTRIC CC FY 2014 WPC AI 13042148-00	12/19/13	5,353.60
590-550.202-775.000	WILLIAM E WALTER INC FY 14 WPC HVA 37737	01/23/14	2,179.38
590-550.202-775.000	MCNAUGHTON MCKAY ELECTRIC CC FY 2014 WPC AI 13085880-00	01/23/14	21,836.33
590-550.202-775.000	HD SUPPLY WATERWORKS, LTD. FY 2014 WPC SIC012817	02/20/14	6,002.67
590-550.202-930.000	AMERICAN ELECTRIC MOTOR CORP 50180	12/19/13	4,529.65
590-550.202-930.000	MCNAUGHTON MCKAY ELECTRIC CC FY 2014 WPC AI 13042148-00	12/19/13	823.20
590-550.202-930.000	WILLIAM E WALTER INC FY 14 WPC HVA 37737	01/23/14	3,700.57
590-550.202-930.000	MCNAUGHTON MCKAY ELECTRIC CC FY 2014 WPC AI 13085880-00	01/23/14	5,719.54
590-550.202-930.000	OAK CONSTRUCTION CORPORATION FY 2014 WPC C 13-6-11	01/30/14	8,970.00
590-550.202-930.000	OAK CONSTRUCTION CORPORATION FY 2014 WPC C 13-6-13	02/13/14	10,154.50
590-550.202-977.000	CONCUT INC HYDRAULIC PO INV3001903	01/16/14	6,619.83
590-550.202-977.000	SCALETRON INDUSTRIES LTD CHLORINE SCA 14871	03/20/14	4,434.40
590-550.300-801.000	WADE TRIM, INC 45815	10/17/13	10,685.27
590-550.300-801.000	WADE TRIM, INC 3000151	12/12/13	19,338.94
590-550.300-801.000	WADE TRIM, INC 3000290	02/06/14	18,713.50
590-550.300-930.000	TITUS WELDING COMPANY INC WPCF SECOND Multiple	01/30/14	137,244.00
590-550.300-930.000	SORENSEN GROSS CONSTRUCTION WPC EAST PUM Multiple	02/13/14	37,211.00
590-550.300-930.000	SORENSEN GROSS CONSTRUCTION WPC NORTHWE Multiple	03/20/14	92,392.16
590-550.300-977.000	SORENSEN GROSS CONSTRUCTION 2	10/10/13	57,684.66
590-550.300-977.000	SORENSEN GROSS CONSTRUCTION 3	10/31/13	24,622.65
590-550.300-977.000	ENVIRODYNE SYSTEMS INC WPCF SECOND I-8303-2	11/21/13	92,800.00
590-550.300-977.000	HACH COMPANY SAMPLERS 8585790	12/05/13	11,600.25
590-550.300-977.000	HAMLETT ENGINEERING SALES CO FLOW METER F 1010610	12/05/13	32,496.50
590-550.300-977.000	DUPERON CORPORATION EAST PUMPING 13679	12/05/13	210,250.00
590-550.300-977.000	KEYSTONE CONVEYOR FY 2014 ONE C 10412	12/12/13	24,820.00
590-550.300-977.000	DUPERON CORPORATION EAST PUMPING 13744	12/19/13	336,400.00
590-550.300-977.000	ENVIRODYNE SYSTEMS INC WPCF SECOND I-8303-3	01/02/14	80,000.00
590-550.300-977.000	JWC ENVIRONMENTAL LLC Multiple	01/02/14	365,602.00
590-550.300-977.000	NEWKIRK ELECTRIC ASSOCIATES IN FY13 3RD AVE E APP 3	01/16/14	20,000.00
590-550.300-977.000	ENVIRODYNE SYSTEMS INC WPCF SECOND I-8303-4	01/30/14	80,000.00
590-550.300-977.000	HAMLETT ENVIRONMENTAL TECHNC STAINLESS STE 01/31/2014	02/06/14	7,650.00
	Total For Dept 550 WPC - Capital improvements		3,001,079.87

Total For Fund 590 Sewer Fund

3,422,327.50

Fund 591 Water Fund  
Dept 000 Balance Sheet Activity

591-000.000-040.100	CARRIAGE FACTORY DEV GROUP	UB REFUND FO WATW-303-0-1	10/17/13	4,629.60
591-000.000-040.100	SIGMA SERVICES INC	UB REFUND FO DARY-6648-0-2	02/13/14	1,784.57
591-000.000-040.600	SIGMA SERVICES INC	UB REFUND FO DARY-6648-0-2	02/13/14	1,228.86
	Total For Dept 000 Balance Sheet Activity		7,643.03	
Dept 536 Utilities - Water Administration				
591-536.100-801.000	UNITED STATES GEOLOGICAL SURV	COST AGREEMENT 90196149	10/31/13	16,450.00
591-536.100-801.000	LOCKWOOD, ANDREWS & NEWMAN INC	130-10701-001-2	11/07/13	47,079.61
591-536.100-801.000	STATE OF MICHIGAN	837381	11/21/13	26,642.25
591-536.100-801.000	KAREGNONDI WATER AUTHORITY	KWA RAW WAT Multiple	11/21/13	629,850.00
591-536.100-801.000	KAREGNONDI WATER AUTHORITY	KWA RAW WAT NOVEMBER 2013	12/12/13	48,450.00
591-536.100-801.000	KAREGNONDI WATER AUTHORITY	KWA RAW WAT DECEMBER 2013	01/02/14	48,450.00
591-536.100-801.000	RAFTELIS FINANCIAL CONSULTANTS	WATER AND SE FLMI1311-01	01/02/14	9,625.84
591-536.100-801.000	KAREGNONDI WATER AUTHORITY	KWA RAW WAT JANUARY 2014	01/16/14	48,450.00
591-536.100-801.000	RAFTELIS FINANCIAL CONSULTANTS	WATER AND SE FLMI1311-02	01/16/14	10,190.27
591-536.100-801.000	LOCKWOOD, ANDREWS & NEWMAN INC	Multiple	02/13/14	332,849.36
591-536.100-801.000	KAREGNONDI WATER AUTHORITY	KWA RAW WAT Multiple	02/13/14	96,900.00
591-536.100-801.000	LOCKWOOD, ANDREWS & NEWMAN INC	130-10701-001-3	02/13/14	16,978.56
591-536.100-801.000	RAFTELIS FINANCIAL CONSULTANTS	WATER AND SE FLMI1311-03	02/20/14	5,048.89
591-536.100-801.000	LOCKWOOD, ANDREWS & NEWMAN INC	130-10701-001-6	02/27/14	222,144.23
591-536.100-801.000	LOCKWOOD, ANDREWS & NEWMAN INC	130-10701-001-7	03/27/14	146,862.47
	Total For Dept 536 Utilities - Water Administration		1,705,971.48	
Dept 540 Water Service Center Management				
591-540.100-729.000	MAIL ROOM SERVICE CENTER	10130261	11/21/13	5.73
591-540.100-801.000	ACE SAGINAW PAVING COMPANY	APP 1	11/21/13	124,236.80
591-540.100-823.000	XEROX CORP	XEROX COF Multiple	11/14/13	170.42
591-540.100-823.000	XEROX CORP	XEROX COF 800623852	12/12/13	56.80
591-540.100-823.000	XEROX CORP	XEROX COF 800627973	03/06/14	56.80
591-540.100-850.000	AT & T SBS	8102303151595	10/10/13	137.24
591-540.100-850.000	AT & T SBS	8102303151595	11/21/13	68.26
591-540.100-850.000	AT & T SBS	8102303151595	12/31/13	68.16
591-540.100-850.000	AT & T	810766700001	02/13/14	2,366.09
591-540.100-850.000	AT & T SBS	8102303151595	02/13/14	67.93
591-540.100-850.000	AT & T	810766700002	02/13/14	2,404.74
591-540.100-850.000	AT & T SBS	8102303151595	02/20/14	68.02
591-540.100-850.000	AT & T	810766700003	03/27/14	2,945.42

591-540.100-850.000	AT & T SBS	8102303151595	03/27/14	80.84
591-540.200-726.000	METRON-FARNIER, LLC	METRON-FARNI 17867	10/17/13	12,352.83
591-540.200-726.000	METRON-FARNIER, LLC	METERS 17984	12/12/13	44,950.00
591-540.200-758.000	RED WING SHOE STORE	SAFETY SHOES 5190000005065	03/27/14	757.52
591-540.202-726.000	EAST JORDAN IRON WORKS INC.	Multiple	10/24/13	126,896.00
591-540.202-726.000	HD SUPPLY WATERWORKS, LTD.	PIPE AND FITTI B784183	12/05/13	3,872.63
591-540.202-726.000	HD SUPPLY WATERWORKS, LTD.	STAINLESS STE C024827	02/20/14	10,855.00
591-540.202-758.000	MICHIGAN ELECTRIC SUPPLY COMP	HIP BOOTS S100287565.002	01/02/14	3,769.50
591-540.202-758.000	RED WING SHOE STORE	SAFETY SHOES 5190000005065	03/27/14	2,983.12
591-540.202-782.000	ACE SAGINAW PAVING COMPANY	SEASONAL REC 1929963	01/23/14	2,624.25
591-540.202-782.000	ACE SAGINAW PAVING COMPANY	SEASONAL REC 1931865	02/13/14	2,613.05
591-540.202-863.000	KNAPHEIDE JURSIK TRUCK EQUIP IN	Purchase Knaphi 081513	10/17/13	5,400.00
	Total For Dept 540 Wsc-Water Distriburion Mains		349,807.15	

Dept 545 Water Plant - Operations

591-545.200-726.000	IDEXX LABORATORIES INC	BACTERIOLOGI 273682107	12/12/13	5,110.00
591-545.200-729.000	MAIL ROOM SERVICE CENTER	10130261	11/21/13	7.44
591-545.200-759.000	CITY OF DETROIT	2-0451.300	11/21/13	2,114,249.34
591-545.200-759.000	CITY OF DETROIT	002-0451.300	12/19/13	2,035,603.89
591-545.200-759.000	CITY OF DETROIT	002-0451.300	01/16/14	1,910,568.68
591-545.200-759.000	CITY OF DETROIT	002-0451.300	02/20/14	2,002,455.71
591-545.200-759.000	CITY OF DETROIT	002-0451.300	03/20/14	2,158,358.44
591-545.200-823.000	XEROX CORP	XEROX COF Multiple	11/14/13	575.59
591-545.200-823.000	XEROX CORP	XEROX COF 800623852	12/12/13	183.29
591-545.200-823.000	XEROX CORP	XEROX COF 800626606	01/30/14	264.64
591-545.200-823.000	XEROX CORP	XEROX COF 800627973	03/06/14	183.29
591-545.200-850.000	AT & T SBS	8102303151595	10/10/13	26,262.21
591-545.200-850.000	AT & T SBS	8102303151595	11/21/13	13,126.54
591-545.200-850.000	AT & T SBS	8102303151595	12/31/13	13,127.45
591-545.200-850.000	AT & T	810766700001	02/13/14	788.27
591-545.200-850.000	AT & T SBS	8102303151595	02/13/14	13,127.57
591-545.200-850.000	AT & T	810766700002	02/13/14	816.79
591-545.200-850.000	AT & T SBS	8102303151595	02/20/14	15,661.72
591-545.200-850.000	AT & T	810766700003	03/27/14	1,243.64
591-545.200-850.000	AT & T SBS	8102303151595	03/27/14	15,770.12
591-545.200-920.200	Consumers Energy	ML101913-1118 100000179950	11/21/13	7,104.66
591-545.200-920.200	CONSUMERS ENERGY	1000 0018 0446	01/02/14	7,180.18



591-545.200-920.200	Consumers Energy	ML111913-1219' 100000179950	01/02/14	16,244.81
591-545.200-920.200	Consumers Energy	ML122013-0121' 100000179950	02/13/14	17,665.40
591-545.200-920.200	Consumers Energy	ML011814-0217' Multiple	02/27/14	21,196.33
591-545.200-920.300	Consumers Energy	ML082913-0927' 100000177871	10/17/13	23,594.83
591-545.200-920.300	Consumers Energy	ML092813-1028' 100000177871	11/21/13	22,909.09
591-545.200-920.300	Consumers Energy	ML102913-1127' 100000177871	12/12/13	20,020.58
591-545.200-920.300	Consumers Energy	ML111513-1215' 100000294981	01/02/14	5,448.61
591-545.200-920.300	Consumers Energy	ML112813-1230' 100000177871	01/23/14	24,568.61
591-545.200-920.300	Consumers Energy	ML123113-0129' 100000177871	02/13/14	24,517.89
591-545.200-920.300	Consumers Energy	ML011714-0214' 100000294981	02/27/14	7,579.90
591-545.200-920.300	Consumers Energy	ML013014-0227' Multiple	03/20/14	28,763.96
591-545.202-850.000	AT & T SBS	8102303151595	10/10/13	96.48
591-545.202-850.000	AT & T SBS	8102303151595	11/21/13	48.09
591-545.202-850.000	AT & T SBS	8102303151595	12/31/13	49.49
591-545.202-850.000	AT & T SBS	8102303151595	02/13/14	48.17
591-545.202-850.000	AT & T SBS	8102303151595	02/20/14	52.50
591-545.202-850.000	AT & T SBS	8102303151595	03/27/14	54.12
591-545.300-977.000	MCNAUGHTON MCKAY ELECTRIC CC TORREY ROAD	12974112-00	01/30/14	15,482.36
591-545.300-977.000	MCNAUGHTON MCKAY ELECTRIC CC WATER PLANT	12995215-00	03/06/14	298,210.00
591-545.300-977.000	SCALETRON INDUSTRIES LTD CHLORINE SCA	14872	03/20/14	11,086.00
	Total For Dept 545 Water Plant - Capital improvements		10,879,406.68	

Total For Fund 591 Water Fund

12,942,828.34

Fund 627 Fringe Benefit Fund  
Dept 000 Balance Sheet Activity

627-000.000-232.050	CITY OF FLINT	PAY621025	10/18/13	8,695.21
627-000.000-232.050	CITY OF FLINT	PAY622018	10/31/13	8,694.36
627-000.000-232.050	CITY OF FLINT	PAY623025	11/15/13	8,759.64
627-000.000-232.050	CITY OF FLINT	PAY624025	11/29/13	8,555.61
627-000.000-232.050	CITY OF FLINT	PAY625027	12/13/13	8,899.93
627-000.000-232.050	CITY OF FLINT	PAY626024	12/26/13	8,946.67
627-000.000-232.050	CITY OF FLINT	PAY701024	01/10/14	9,864.26
627-000.000-232.050	CITY OF FLINT	PAY702025	01/24/14	8,817.22
627-000.000-232.050	CITY OF FLINT	PAY703026	02/07/14	9,654.91
627-000.000-232.050	CITY OF FLINT	PAY704025	02/21/14	8,806.29
627-000.000-232.050	CITY OF FLINT	PAY705028	03/07/14	8,804.37

627-000.000-232.050	CITY OF FLINT	PAY706027	03/21/14	8,807.47
627-000.000-232.100	STATE OF MICHIGAN	C38-6004611 0913	10/10/13	84,929.41
627-000.000-232.100	STATE OF MICHIGAN	C38-6004611 0913	11/14/13	122,785.97
627-000.000-232.100	STATE OF MICHIGAN	C38-6004611 11/13	12/12/13	79,869.75
627-000.000-232.100	STATE OF MICHIGAN	C38-6004611 1213	01/16/14	83,831.23
627-000.000-232.100	STATE OF MICHIGAN	C38-6004611 0114	02/13/14	86,405.78
627-000.000-232.100	STATE OF MICHIGAN	C38-6004611 0214	03/20/14	85,604.86
627-000.000-232.250	EQUITABLE FINANCIAL SERVICES	PAY621010	10/18/13	13,372.65
627-000.000-232.250	ICMA RETIREMENT TRUST	PAY621012	10/18/13	12,405.22
627-000.000-232.250	EQUITABLE FINANCIAL SERVICES	PAY622009	10/31/13	13,201.27
627-000.000-232.250	ICMA RETIREMENT TRUST	PAY622011	10/31/13	12,484.66
627-000.000-232.250	EQUITABLE FINANCIAL SERVICES	PAY623012	11/15/13	13,470.47
627-000.000-232.250	ICMA RETIREMENT TRUST	PAY623014	11/15/13	12,049.06
627-000.000-232.250	EQUITABLE FINANCIAL SERVICES	PAY624010	11/29/13	13,467.71
627-000.000-232.250	ICMA RETIREMENT TRUST	PAY624012	11/29/13	11,493.90
627-000.000-232.250	EQUITABLE FINANCIAL SERVICES	PAY625012	12/13/13	13,226.37
627-000.000-232.250	ICMA RETIREMENT TRUST	PAY625014	12/13/13	12,090.18
627-000.000-232.250	EQUITABLE FINANCIAL SERVICES	PAY626009	12/26/13	12,618.54
627-000.000-232.250	ICMA RETIREMENT TRUST	PAY626011	12/26/13	11,964.54
627-000.000-232.250	EQUITABLE FINANCIAL SERVICES	Multiple	01/10/14	33,293.89
627-000.000-232.250	ICMA RETIREMENT TRUST	PAY701014	01/10/14	12,189.62
627-000.000-232.250	EQUITABLE FINANCIAL SERVICES	Multiple	01/24/14	23,024.86
627-000.000-232.250	ICMA RETIREMENT TRUST	PAY702012	01/24/14	11,577.54
627-000.000-232.250	EQUITABLE FINANCIAL SERVICES	Multiple	02/07/14	52,872.17
627-000.000-232.250	ICMA RETIREMENT TRUST	PAY703015	02/07/14	11,627.25
627-000.000-232.250	EQUITABLE FINANCIAL SERVICES	PAY704010	02/21/14	12,894.27
627-000.000-232.250	ICMA RETIREMENT TRUST	PAY704012	02/21/14	12,224.82
627-000.000-232.250	EQUITABLE FINANCIAL SERVICES	PAY705012	03/07/14	13,054.24
627-000.000-232.250	ICMA RETIREMENT TRUST	PAY705014	03/07/14	12,468.95
627-000.000-232.250	EQUITABLE FINANCIAL SERVICES	Multiple	03/21/14	31,084.91
627-000.000-232.250	ICMA RETIREMENT TRUST	PAY706014	03/21/14	12,587.19
627-000.000-232.310	ICMA RETIREMENT CORP	PAY621002	10/18/13	5,777.01
627-000.000-232.310	ICMA RETIREMENT CORP	PAY622002	10/31/13	12,061.86
627-000.000-232.310	ICMA RETIREMENT CORP	PAY623002	11/15/13	5,062.90
627-000.000-232.310	ICMA RETIREMENT CORP	PAY624002	11/29/13	5,062.90
627-000.000-232.310	ICMA RETIREMENT CORP	PAY625002	12/13/13	5,062.90
627-000.000-232.310	ICMA RETIREMENT CORP	PAY626002	12/26/13	5,062.90

627-000.000-232.310	ICMA RETIREMENT CORP	PAY701002	01/10/14	5,062.89
627-000.000-232.310	ICMA RETIREMENT CORP	PAY702002	01/24/14	5,062.90
627-000.000-232.310	ICMA RETIREMENT CORP	PAY703002	02/07/14	5,062.90
627-000.000-232.310	ICMA RETIREMENT CORP	PAY704002	02/21/14	5,757.14
627-000.000-232.310	ICMA RETIREMENT CORP	PAY705002	03/07/14	5,757.14
627-000.000-232.310	ICMA RETIREMENT CORP	PAY706002	03/21/14	5,757.14
627-000.000-232.350	FLINT FIRE FIGHTERS #352	PAY623005	11/15/13	7,169.37
627-000.000-232.350	FLINT FIRE FIGHTERS #352	PAY625005	12/13/13	7,125.73
627-000.000-232.350	FLINT FIRE FIGHTERS #352	PAY701005	01/10/14	7,058.36
627-000.000-232.350	FLINT FIRE FIGHTERS #352	PAY703005	02/07/14	6,844.80
627-000.000-232.350	FLINT FIRE FIGHTERS #352	PAY705005	03/07/14	6,796.29
627-000.000-232.500	AFLAC	PAY621008	10/18/13	14,096.81
627-000.000-232.500	AFLAC	PAY622007	10/31/13	14,040.45
627-000.000-232.500	AFLAC	PAY623009	11/15/13	14,008.66
627-000.000-232.500	AFLAC	PAY624008	11/29/13	14,103.51
627-000.000-232.500	AFLAC	PAY625009	12/13/13	14,222.06
627-000.000-232.500	AFLAC	PAY626007	12/26/13	14,429.29
627-000.000-232.500	AFLAC	PAY701008	01/10/14	14,135.10
627-000.000-232.500	AFLAC	PAY702007	01/24/14	14,095.86
627-000.000-232.500	AFLAC	PAY703009	02/07/14	14,171.75
627-000.000-232.500	AFLAC	PAY704008	02/21/14	14,119.11
627-000.000-232.500	AFLAC	PAY705009	03/07/14	14,184.68
627-000.000-232.500	AFLAC	PAY706008	03/21/14	14,212.16
627-000.000-232.550	MI STATE DISBURSEMENT UNIT	PAY621041	10/18/13	19,893.88
627-000.000-232.550	MI STATE DISBURSEMENT UNIT	PAY622034	10/31/13	19,841.05
627-000.000-232.550	MI STATE DISBURSEMENT UNIT	PAY623041	11/15/13	19,552.75
627-000.000-232.550	MI STATE DISBURSEMENT UNIT	PAY624041	11/29/13	19,590.60
627-000.000-232.550	MI STATE DISBURSEMENT UNIT	PAY625045	12/13/13	19,952.03
627-000.000-232.550	MI STATE DISBURSEMENT UNIT	PAY626042	12/26/13	19,816.92
627-000.000-232.550	MI STATE DISBURSEMENT UNIT	PAY701043	01/10/14	19,544.83
627-000.000-232.550	MI STATE DISBURSEMENT UNIT	PAY702042	01/24/14	19,183.45
627-000.000-232.550	MI STATE DISBURSEMENT UNIT	PAY703041	02/07/14	19,113.20
627-000.000-232.550	MI STATE DISBURSEMENT UNIT	PAY704041	02/21/14	19,340.17
627-000.000-232.550	MI STATE DISBURSEMENT UNIT	PAY705044	03/07/14	19,408.45
627-000.000-232.550	MI STATE DISBURSEMENT UNIT	PAY706043	03/21/14	19,199.87
627-000.000-232.750	ICMA RETIREMENT CORP	PAY621001	10/18/13	13,749.68
627-000.000-232.750	ICMA RETIREMENT CORP	PAY622001	10/31/13	13,322.95

627-000.000-232.750	ICMA RETIREMENT CORP	PAY623001	11/15/13	13,031.40
627-000.000-232.750	ICMA RETIREMENT CORP	PAY624001	11/29/13	13,217.50
627-000.000-232.750	ICMA RETIREMENT CORP	PAY625001	12/13/13	13,206.42
627-000.000-232.750	ICMA RETIREMENT CORP	PAY626001	12/26/13	13,682.75
627-000.000-232.750	ICMA RETIREMENT CORP	PAY701001	01/10/14	13,457.88
627-000.000-232.750	ICMA RETIREMENT CORP	PAY702001	01/24/14	15,099.72
627-000.000-232.750	ICMA RETIREMENT CORP	PAY703001	02/07/14	15,512.53
627-000.000-232.750	ICMA RETIREMENT CORP	PAY704001	02/21/14	15,751.35
627-000.000-232.750	ICMA RETIREMENT CORP	PAY705001	03/07/14	15,789.71
627-000.000-232.750	ICMA RETIREMENT CORP	PAY706001	03/21/14	15,488.86
Total For Dept 000 Balance Sheet Activity			1,722,589.74	
Dept 174 Risk And Benefit-Workers Compensation				
627-174.871-850.000	AT & T	810766700001	02/13/14	104.84
627-174.871-850.000	AT & T	810766700002	02/13/14	108.91
627-174.871-850.000	AT & T	810766700003	03/27/14	165.82
Total For Dept 174 Risk And Benefit-Workers Compensation			379.57	
Dept 270 Personnel - Workers compensation				
627-270.300-850.000	AT & T SBS	8102303151595	10/10/13	51.47
627-270.300-850.000	AT & T SBS	8102303151595	11/21/13	25.49
627-270.300-850.000	AT & T SBS	8102303151595	12/31/13	25.44
627-270.300-850.000	AT & T SBS	8102303151595	02/13/14	25.50
627-270.300-850.000	AT & T SBS	8102303151595	02/20/14	25.64
627-270.300-850.000	AT & T SBS	8102303151595	03/27/14	29.65
Total For Dept 270 Personnel - Workers compensation			183.19	
Dept 853 Fringe Benefits - Unemployment Insurance				
627-853.230-724.000	UNEMPLOYMENT INSURANCE AGEN(AT	Multiple	10/24/13	736,015.39
627-853.250-716.000	MCLAREN HEALTH PLAN	Multiple	11/21/13	86,732.55
627-853.250-716.000	HEALTHPLUS OF MICHIGAN	Multiple	12/19/13	283,871.77
627-853.250-716.000	HEALTHPLUS OF MICHIGAN	Multiple	02/06/14	131,739.43
627-853.250-716.000	MCLAREN HEALTH PLAN	Multiple	02/06/14	71,365.86
627-853.250-716.000	HEALTHPLUS OF MICHIGAN	Multiple	02/13/14	133,091.35
627-853.250-716.000	HEALTHPLUS OF MICHIGAN	Multiple	02/20/14	155,725.28
627-853.250-716.000	MCLAREN HEALTH PLAN	Multiple	02/27/14	48,030.87
627-853.250-716.000	HEALTHPLUS OF MICHIGAN	Multiple	03/20/14	130,899.23

627-853.250-716.000	MCLAREN HEALTH PLAN	Multiple	03/20/14	44,312.27
627-853.300-717.000	STANDARD INSURANCE CO.	LIFE INSURA Multiple	11/14/13	10,981.42
627-853.300-717.000	STANDARD INSURANCE CO.	LIFE INSURA DECEMBER 2013	11/21/13	5,468.38
627-853.300-717.000	STANDARD INSURANCE CO.	LIFE INSURA JANUARY 2014	12/19/13	5,420.82
627-853.300-717.000	STANDARD INSURANCE CO.	LIFE INSURA FEBRUARY 2014	01/23/14	5,394.04
627-853.300-717.000	STANDARD INSURANCE CO.	LIFE INSURA MARCH 2014	02/20/14	5,391.96
627-853.300-717.000	STANDARD INSURANCE CO.	LIFE INSURA APRIL 2014	03/20/14	5,420.04
627-853.310-717.600	JUDITH SAMUEL, BENEFICIARY OF FI	DEATH BENEFIT	10/24/13	30,000.00
627-853.310-717.600	IAN SPIRIDIGLIOZZI FI	DEATH BENEFIT	01/30/14	30,000.00
	Total For Dept 853 Fringe Benefit - Paid Up Life Insurance		1,919,860.66	
Dept 861 Fringe Benefit - Icma Retirement Contrib				
627-861.200-969.000	ICMA RETIREMENT CORP	PAY622002	01/16/14	12,061.86
	Total For Dept 861 Fringe Benefit - Icma Retirement Contrib		12,061.86	
	Total For Fund 627 Fringe Benefit Fund		3,655,075.02	
Fund 636 Information Services Fund				
Dept 228 Information Services				
636-228.100-801.000	EPIC TECHNOLOGY SOLUTIONS LLC	EXPIRES 8/31/13 3621	03/27/14	8,515.00
636-228.100-814.600	BS & A SOFTWARE	094280	01/16/14	132,616.25
636-228.100-814.600	BS & A SOFTWARE	BS&A SUPPORT 093934	02/20/14	5,000.00
636-228.100-823.000	XEROX CORP	XEROX COF Multiple	11/14/13	612.98
636-228.100-823.000	XEROX CORP	XEROX COF 800623852	12/12/13	183.30
636-228.100-823.000	XEROX CORP	XEROX COF 800626606	01/30/14	278.96
636-228.100-823.000	XEROX CORP	XEROX COF 800627973	03/06/14	183.30
636-228.100-850.000	AT & T SBS	8102303151595	10/10/13	5,156.16
636-228.100-850.000	AT & T	Multiple	10/10/13	75,287.29
636-228.100-850.000	AT & T	AT 8954628697	11/07/13	8,436.20
636-228.100-850.000	AT & T	AT 810R01039411	11/21/13	24,877.24
636-228.100-850.000	AT & T SBS	8102303151595	11/21/13	2,578.06
636-228.100-850.000	AT & T	AT 8954869212	12/12/13	8,575.64
636-228.100-850.000	AT & T	AT Multiple	12/12/13	53,343.75
636-228.100-850.000	AT & T SBS	8102303151595	12/31/13	2,578.06
636-228.100-850.000	AT & T	Multiple	12/27/13	43,357.18
636-228.100-850.000	AT & T	AT Multiple	01/02/14	56,775.51
636-228.100-850.000	AT & T	AT 8952349206	01/16/14	17,174.92

636-228.100-850.000	AVAYA INC	PHONE MAINT	2732892672	01/23/14	39,794.16
636-228.100-850.000	AT & T	AT	8955342347	02/06/14	7,013.66
636-228.100-850.000	AT & T	AT	Multiple	02/13/14	21,342.03
636-228.100-850.000	AT & T SBS		8102303151595	02/13/14	2,578.13
636-228.100-850.000	AT & T		810766700002	02/13/14	26,834.39
636-228.100-850.000	AT & T SBS		8102303151595	02/20/14	3,091.95
636-228.100-850.000	AT & T	AT	8955574942	03/06/14	7,013.66
636-228.100-850.000	AT & T	AT	Multiple	03/20/14	22,013.44
636-228.100-850.000	AT & T SBS		8102303151595	03/27/14	3,098.46
636-228.100-930.000	AVAYA FINANCIAL SERVICES		23999863	11/28/13	9,133.83
636-228.100-930.000	AMAZON MARKETPLACE PMTS	Purchase Amazo	11/13/2013	12/10/13	5,255.20
636-228.100-930.000	DELL MARKETING LP	Purchase Dmi* C	XJ8049M71	12/10/13	8,041.46
636-228.100-930.000	ONIX NETWORKING CORPORATION	GOOGLE LICEN	131277	01/09/14	35,370.00
636-228.100-977.000	DELL FINANCIAL SERVICES, LLC		76921231	10/31/13	12,652.80
636-228.100-977.000	DELL FINANCIAL SERVICES, LLC		76981153	12/05/13	12,652.80
636-228.100-977.000	DELL FINANCIAL SERVICES, LLC		77040094	01/02/14	12,652.80
636-228.100-977.000	DELL FINANCIAL SERVICES, LLC		77089353	01/23/14	12,652.80
636-228.100-977.000	DELL FINANCIAL SERVICES, LLC		77154102	02/27/14	12,652.80
	Total For Dept 228 Information Services			699,374.17	

Total For Fund 636 Information Services Fund

699,374.17

Fund 661 Fleet/Central Garage Fund

Dept 000 Balance Sheet Activity

661-000.000-110.400	NEAL'S TRUCK PARTS INC	REPAIR PARTS	1169243	02/20/14	11,791.25
661-000.000-110.400	AIS CONSTRUCTION EQUIP&CONTR	REPAIR PARTS	S91875	02/20/14	8,377.75
661-000.000-110.400	GCR TIRE CENTERS	PARTS AND SUI	536-19448	03/06/14	7,030.86
	Total For Dept 000 Balance Sheet Activity			27,199.86	

Dept 451 Fleet Management

661-451.100-751.000	MARATHON FLINT OIL COMPANY	Multiple		10/31/13	17,896.16
661-451.100-751.000	MARATHON FLINT OIL COMPANY	Multiple		11/13/13	14,024.17
661-451.100-751.000	MARATHON FLINT OIL COMPANY	Multiple		12/04/13	38,684.91
661-451.100-751.000	MARATHON FLINT OIL COMPANY	Multiple		01/08/14	21,750.92
661-451.100-751.000	MARATHON FLINT OIL COMPANY	82628		02/06/14	7,394.13
661-451.100-751.000	MARATHON FLINT OIL COMPANY	Multiple		02/13/14	19,128.85
661-451.100-751.000	MARATHON FLINT OIL COMPANY	Multiple		02/27/14	54,835.31

661-451.100-751.000	MARATHON FLINT OIL COMPANY	Multiple	03/20/14	17,937.62
661-451.100-751.000	MARATHON FLINT OIL COMPANY	Multiple	04/03/14	14,022.61
661-451.100-751.000	MARATHON FLINT OIL COMPANY	83736	03/20/14	6,481.77
661-451.100-751.000	MARATHON FLINT OIL COMPANY	Multiple	03/27/14	18,591.15
661-451.100-823.000	XEROX CORP	XEROX COF Multiple	11/14/13	340.83
661-451.100-823.000	XEROX CORP	XEROX COF 800623852	12/12/13	113.61
661-451.100-823.000	XEROX CORP	XEROX COF 800626606	01/30/14	113.61
661-451.100-823.000	XEROX CORP	XEROX COF 800627973	03/06/14	113.61
661-451.100-850.000	AT & T	810766700001	02/13/14	209.67
661-451.100-850.000	AT & T	810766700002	02/13/14	217.81
661-451.100-850.000	AT & T	810766700003	03/27/14	331.64
661-451.100-930.000	WEST SHORE FIRE INC	EMERGENCY R 6905	12/12/13	13,851.76
661-451.100-930.000	WOLVERINE BUMP & PAINT SHOP, IN	BODY REPAIR C Multiple	02/20/14	10,551.49
661-451.100-930.000	AUSTINS BODY SHOP	BODY REPAIR C 1111	03/20/14	7,383.00
661-451.100-977.500	BROOKS BROTHERS TRAILERS	COMBO POLE/T 31093	01/30/14	12,220.00
661-451.100-977.500	K & K SYSTEMS INC	SOLAR POWER 6059	03/13/14	8,162.82
	Total For Dept 451 Fleet Management		284,357.45	

Total For Fund 661 Fleet/Central Garage Fund

311,557.31

#### Fund 677 Self Insurance Fund

##### Dept 174 Risk And Benefit- Insurance/Bonds

677-174.851-955.000	LAKE AGENCY	54208	10/31/13	147,022.00
677-174.851-955.000	MEADOWBROOK INC	209912	01/02/14	5,100.00
	Total For Dept 174 Risk And Benefit- Insurance/Bonds		152,122.00	

##### Dept 266 Law Office-Suits/Settlements

677-266.200-801.500	WARNER NORCROSS AND JUDD LLT LEGAL SERVICE	1879007	10/10/13	7,071.30
677-266.200-801.500	SHEDD,FRASIER_PL C	LEGAL SERVICE 24226	10/10/13	6,661.67
677-266.200-801.500	GIARMARCO MULLINS & HORTON PC	LEGAL SERVICE 83547.003-INV.8	10/10/13	7,443.75
677-266.200-801.500	SHEDD,FRASIER_PL C	LEGAL SERVICE 24499	12/12/13	5,183.88
677-266.200-801.500	GIARMARCO MULLINS & HORTON PC	LEGAL SERVICE 18	03/20/14	7,143.75
677-266.200-956.300	AAK CONSTRUCTION INC AND THEIR ATTY	13-1305-GC	10/10/13	10,000.00
677-266.200-956.300	WILLIE DOUGLAS AND HER ATTY ANI	SETTLEMENT. 122313	12/26/13	10,000.00
677-266.200-956.300	ELECTRONIC RESTORATION SERVICES INC	11-96389-CZ	01/16/14	8,668.01
677-266.200-956.300	ROYAL ALEXANDER & HIS ATTY	EME1112014	01/30/14	30,000.00
677-266.200-956.300	BARBARA ANN POHLMANN-KUZNICKI	EME1122014	02/13/14	6,481.56

677-266.200-956.300	BOBBY TOWNSEND & HIS ATTORNEY	EME1492014	02/27/14	30,000.00
677-266.200-956.300	ANTHONY LEMON AND HIS ATTORNEY	EME191204	03/27/14	7,500.00
	Total For Dept 266 Law Office-Suits/Settlements		136,153.92	
	Total For Fund 677 Self Insurance Fund		288,275.92	
Fund 701 General Agency Fund				
Dept 000 Balance Sheet Activity				
701-000.000-202.000	HARVEY, CHARLES W & WF GISELE / Bond Refund	FWA11-0011	11/28/13	5,012.00
701-000.000-202.000	WAUGH, RONALD L BD Bond Refund	FWA13-0049	01/16/14	8,295.00
701-000.000-202.000	HAMDAN, SAM BD Bond Refund	B13-00023	01/23/14	8,129.00
701-000.000-389.000	KALILA HINTON	10-0043	11/21/13	7,812.00
701-000.000-389.000	DIABLO REEVES	FWA 13-0039	12/12/13	8,295.00
	Total For Dept 000 Balance Sheet Activity		37,543.00	
	Total For Fund 701 General Agency Fund		37,543.00	
Fund 702 Tax Collection Fund - Prior Years				
Dept 000 Balance Sheet Activity				
702-000.000-202.950	FLINT BOARD OF EDUCATION	TAX YR 13	02/27/14	28,875.20
	Total For Dept 000 Balance Sheet Activity		28,875.20	
	Total For Fund 702 Tax Collection Fund - Prior Years		28,875.20	
Fund 703 Current Tax Collection Fund				
Dept 000 Balance Sheet Activity				
703-000.000-202.900	STORAGE PROS FLINT & TO	41-21-101-049	11/28/13	34,298.13
703-000.000-202.900	GENERAL MOTORS CORP TO	21-99-673-001	01/16/14	5,680.35
703-000.000-202.900	GENERAL MOTORS CORP TO	22-98-546-001	01/16/14	66,764.29
703-000.000-202.900	CARRIAGE FACTORY LTD 40-13-229-015	40-13-229-015	02/13/14	5,924.35
703-000.000-202.900	CITIZENS PLAZA, LLC 41-16-101-021	41-16-101-021	02/13/14	20,575.73
703-000.000-202.900	BURLINGAME INVESTORS LP 41-06-401-016	41-06-401-016	02/13/14	7,699.08
	Total For Dept 000 Balance Sheet Activity		140,941.93	
Dept 001 2010 Fsd Property Tax Levy				
703-001.100-274.000	FLINT BOARD OF EDUCATION	TAX YR 13	10/24/13	195,807.22
703-001.100-274.000	FLINT BOARD OF EDUCATION	TAX YR 13	11/14/13	705,984.47



703-001.100-274.000	FLINT BOARD OF EDUCATION	TAX YR 13	11/27/13	197,653.93
703-001.100-274.000	FLINT BOARD OF EDUCATION	TAX YR 13	12/05/13	56,995.81
703-001.100-274.000	FLINT BOARD OF EDUCATION	TAX YR 13	12/26/13	47,414.17
703-001.100-274.000	FLINT BOARD OF EDUCATION	TAX YR 13	01/16/14	89,211.62
703-001.100-274.000	FLINT BOARD OF EDUCATION	TAX YR 13	01/30/14	91,839.03
703-001.100-274.000	FLINT BOARD OF EDUCATION	TAX YR 13	02/13/14	158,703.26
703-001.100-274.000	FLINT BOARD OF EDUCATION	TAX YR 13	02/27/14	224,245.41
703-001.100-274.000	FLINT BOARD OF EDUCATION	TAX YR 13	03/14/14	528,410.34
703-001.101-274.000	GENESEE COUNTY TREASURER	TAX YR 13	10/24/13	81,256.39
703-001.101-274.000	GENESEE COUNTY TREASURER	TAX YR 13	11/14/13	267,659.81
703-001.101-274.000	GENESEE COUNTY TREASURER	TAX YR 13	11/27/13	83,869.19
703-001.101-274.000	GENESEE COUNTY TREASURER	TAX YR 13	12/05/13	21,576.47
703-001.101-274.000	GENESEE COUNTY TREASURER	TAX YR 13	12/26/13	83,918.91
703-001.101-274.000	GENESEE COUNTY TREASURER	TAX YR 13	01/16/14	193,992.76
703-001.101-274.000	GENESEE COUNTY TREASURER	TAX YR 13	01/30/14	363,352.16
703-001.101-274.000	GENESEE COUNTY TREASURER	TAX YR 13	02/13/14	299,472.66
703-001.101-274.000	GENESEE COUNTY TREASURER	TAX YR 13	02/27/14	840,904.11
703-001.101-274.000	GENESEE COUNTY TREASURER	TAX YR 13	03/14/14	319,091.60
703-001.102-274.000	C S MOTT COMMUNITY COLLEGE	TAX YR 13	10/24/13	44,570.59
703-001.102-274.000	C S MOTT COMMUNITY COLLEGE	TAX YR 13	11/14/13	139,477.37
703-001.102-274.000	C S MOTT COMMUNITY COLLEGE	TAX YR 13	11/27/13	41,145.86
703-001.102-274.000	C S MOTT COMMUNITY COLLEGE	TAX YR 13	12/05/13	11,201.44
703-001.102-274.000	C S MOTT COMMUNITY COLLEGE	TAX YR 13	12/26/13	10,332.18
703-001.102-274.000	C S MOTT COMMUNITY COLLEGE	TAX YR 13	01/16/14	15,852.92
703-001.102-274.000	C S MOTT COMMUNITY COLLEGE	TAX YR 13	01/30/14	19,044.26
703-001.102-274.000	C S MOTT COMMUNITY COLLEGE	TAX YR 13	02/13/14	46,945.56
703-001.102-274.000	C S MOTT COMMUNITY COLLEGE	TAX YR 13	02/27/14	66,145.86
703-001.102-274.000	C S MOTT COMMUNITY COLLEGE	TAX YR 13	03/14/14	98,188.97
703-001.103-274.000	DOWNTOWN DEVELOPMENT AUTHORITY	TAX YR 13	11/14/13	6,993.06
703-001.103-274.000	DOWNTOWN DEVELOPMENT AUTHORITY	TAX YR 13	11/27/13	1,690.86
703-001.103-274.000	DOWNTOWN DEVELOPMENT AUTHORITY	TAX YR 13	02/27/14	3,353.31
703-001.105-274.000	CARMAN SCHOOL DISTRICT	TAX YR 13	11/14/13	44,864.62
703-001.105-274.000	CARMAN SCHOOL DISTRICT	TAX YR 13	02/27/14	131,507.79
703-001.105-274.000	CARMAN SCHOOL DISTRICT	TAX YR 13	03/14/14	13,324.87
703-001.106-274.000	GENESEE INTERMEDIATE SCHOOL DIST	TAX YR 13	10/24/13	60,662.87
703-001.106-274.000	GENESEE INTERMEDIATE SCHOOL DIST	TAX YR 13	11/14/13	171,738.04
703-001.106-274.000	GENESEE INTERMEDIATE SCHOOL DIST	TAX YR 13	11/27/13	45,247.79

703-001.106-274.000	GENESEE INTERMEDIATE SCHOOL DIST	TAX YR 13	12/05/13	13,843.06
703-001.106-274.000	GENESEE INTERMEDIATE SCHOOL DIST	TAX YR 13	12/26/13	12,766.82
703-001.106-274.000	GENESEE INTERMEDIATE SCHOOL DIST	TAX YR 13	01/16/14	19,591.16
703-001.106-274.000	GENESEE INTERMEDIATE SCHOOL DIST	TAX YR 13	01/30/14	22,652.95
703-001.106-274.000	GENESEE INTERMEDIATE SCHOOL DIST	TAX YR 13	02/13/14	55,770.74
703-001.106-274.000	GENESEE INTERMEDIATE SCHOOL DIST	TAX YR 13	02/27/14	81,712.31
703-001.106-274.000	GENESEE INTERMEDIATE SCHOOL DIST	TAX YR 13	03/14/14	135,401.62
703-001.108-274.000	SWARTZ CREEK SCHOOL DISTRICT	TAX YR 13	11/14/13	7,820.49
703-001.108-274.000	SWARTZ CREEK SCHOOL DISTRICT	TAX YR 13	01/16/14	25,609.40
703-001.108-274.000	SWARTZ CREEK SCHOOL DISTRICT	TAX YR 13	02/27/14	8,239.66
703-001.108-274.000	SWARTZ CREEK SCHOOL DISTRICT	TAX YR 13	03/14/14	24,392.89
703-001.109-274.000	WESTWOOD HEIGHTS SCHOOL DISTRICT	TAX YR 13	02/27/14	69,178.19
	Total For Dept 001 2010 Westwood prop tax levy			6,300,626.83

Dept 004 2010 Airport Property Tax Levy

703-004.101-274.000	BISHOP INTERN'L AIRPORT AUTHORITY	TAX YR 13	12/26/13	11,198.20
703-004.101-274.000	BISHOP INTERN'L AIRPORT AUTHORITY	TAX YR 13	01/16/14	28,593.72
703-004.101-274.000	BISHOP INTERN'L AIRPORT AUTHORITY	TAX YR 13	01/30/14	57,386.01
703-004.101-274.000	BISHOP INTERN'L AIRPORT AUTHORITY	TAX YR 13	02/13/14	35,726.21
703-004.101-274.000	BISHOP INTERN'L AIRPORT AUTHORITY	TAX YR 13	02/27/14	124,864.24
703-004.101-274.000	BISHOP INTERN'L AIRPORT AUTHORITY	TAX YR 13	03/14/14	21,846.22
703-004.102-274.000	FLINT TOWNSHIP	TAX YR 13	10/24/13	151,828.11
703-004.106-274.000	MASS TRANSPORTATION AUTHORITY	TAX YR 13	10/24/13	8,012.80
703-004.106-274.000	MASS TRANSPORTATION AUTHORITY	TAX YR 13	11/14/13	29,161.62
703-004.106-274.000	MASS TRANSPORTATION AUTHORITY	TAX YR 13	11/27/13	7,683.60
703-004.106-274.000	MASS TRANSPORTATION AUTHORITY	TAX YR 13	12/26/13	20,667.14
703-004.106-274.000	MASS TRANSPORTATION AUTHORITY	TAX YR 13	01/16/14	50,557.78
703-004.106-274.000	MASS TRANSPORTATION AUTHORITY	TAX YR 13	01/30/14	98,634.62
703-004.106-274.000	MASS TRANSPORTATION AUTHORITY	TAX YR 13	02/13/14	67,917.32
703-004.106-274.000	MASS TRANSPORTATION AUTHORITY	TAX YR 13	02/27/14	220,019.72
703-004.106-274.000	MASS TRANSPORTATION AUTHORITY	TAX YR 13	03/14/14	57,236.72
	Total For Dept 004 2010 Mta Property Tax Levy			991,334.03

Dept 011 2010 MET Prop Tax Levy

703-011.100-274.000	GENESEE COUNTY TREASURER-MET	TAX YR 13	10/24/13	82,411.01
703-011.100-274.000	GENESEE COUNTY TREASURER-MET	TAX YR 13	11/14/13	285,437.98
703-011.100-274.000	GENESEE COUNTY TREASURER-MET	TAX YR 13	11/27/13	80,550.43

703-011.100-274.000	GENESEE COUNTY TREASURER-MET	TAX YR 13	12/05/13	22,958.77
703-011.100-274.000	GENESEE COUNTY TREASURER-MET	TAX YR 13	12/26/13	21,682.06
703-011.100-274.000	GENESEE COUNTY TREASURER-MET	TAX YR 13	01/16/14	32,339.89
703-011.100-274.000	GENESEE COUNTY TREASURER-MET	TAX YR 13	01/30/14	38,135.36
703-011.100-274.000	GENESEE COUNTY TREASURER-MET	TAX YR 13	02/13/14	68,460.31
703-011.100-274.000	GENESEE COUNTY TREASURER-MET	TAX YR 13	02/27/14	142,278.85
703-011.100-274.000	GENESEE COUNTY TREASURER-MET	TAX YR 13	03/14/14	176,067.62
	Total For Dept 011 2010 MET Prop Tax Levy		950,322.28	

Dept 021 2010 Library prop tax levy

703-021.100-274.000	FLINT PUBLIC LIBRARY	TAX YR 13	10/24/13	53,389.76
703-021.100-274.000	FLINT PUBLIC LIBRARY	TAX YR 13	11/14/13	165,252.35
703-021.100-274.000	FLINT PUBLIC LIBRARY	TAX YR 13	11/27/13	43,540.94
703-021.100-274.000	FLINT PUBLIC LIBRARY	TAX YR 13	12/05/13	13,321.53
703-021.100-274.000	FLINT PUBLIC LIBRARY	TAX YR 13	12/26/13	12,286.38
703-021.100-274.000	FLINT PUBLIC LIBRARY	TAX YR 13	01/16/14	18,853.73
703-021.100-274.000	FLINT PUBLIC LIBRARY	TAX YR 13	01/30/14	21,800.14
703-021.100-274.000	FLINT PUBLIC LIBRARY	TAX YR 13	02/13/14	50,594.98
703-021.100-274.000	FLINT PUBLIC LIBRARY	TAX YR 13	02/27/14	78,626.16
703-021.100-274.000	FLINT PUBLIC LIBRARY	TAX YR 13	03/14/14	119,864.49
	Total For Dept 021 2010 Library prop tax levy		577,530.46	

Dept 023 2010 TIFA DDA Captured tax levy

703-023.100-274.000	DOWNTOWN DEVELOPMENT AUTHORITY	TAX YR 13	11/27/13	244,399.33
703-023.100-274.000	DOWNTOWN DEVELOPMENT AUTHORITY	TAX YR 13	02/27/14	54,649.07
	Total For Dept 023 2010 TIFA DDA Captured tax levy		299,048.40	

Total For Fund 703 Current Tax Collection Fund

9,259,803.93

Fund 731 Retirement System Fund

Dept 000 Retirement System - Administration

731-000.100-594.400	MUNICIPAL EMPLOYEES RETIREMENT TIME PURCHAS RONALD BARBER	10/17/13	34,941.63
	Total For Dept 000 Retirement System - Administration	34,941.63	

Total For Fund 731 Retirement System Fund

34,941.63

Fund 735 Retirees' Life Insurance Fund

Dept 000 Retirement System-Death Benefits Admin

735-000.101-874.500	ERA M WOODS, BENEF OF WILLIE W FI	DEATH BENEFIT	12/19/13	7,500.00
735-000.101-874.500	THEREASA GONZALEZ, FI	DEATH BENEFIT	02/27/14	10,000.00
735-000.101-874.500	GEORGE E. SANDERS, FI	DEATH BENEFIT	03/20/14	5,000.00
Total For Dept 000 Retirement System-Death Benefits Admin			22,500.00	
Total For Fund 735 Retirees' Life Insurance Fund			22,500.00	

Fund 736 Public Employee Health Care Fund

Dept 000 Retiree Health Insurance

736-000.105-716.100	CORNERSTONE MUNICIPAL ADVISORY GR.	22878	10/10/13	30,000.00
736-000.105-716.100	BLUE CROSS BLUE SHIELD OF MICHIGAN	NOVEMBER 2013	10/24/13	85,232.77
736-000.105-716.100	BLUE CROSS BLUE SHIELD OF MICHIA T	007000304	11/14/13	173,868.38
736-000.105-716.100	CORNERSTONE MUNICIPAL ADVISORY GR.	22892	11/14/13	30,000.00
736-000.105-716.100	BLUE CROSS BLUE SHIELD OF MICHIA T	DECEMBER 2013	11/21/13	259,956.34
736-000.105-716.100	HEALTHPLUS OF MICHIGAN	Multiple	12/19/13	421,867.86
736-000.105-716.100	BLUE CROSS BLUE SHIELD OF MICHIA T	Multiple	01/09/14	144,422.28
736-000.105-716.100	BLUE CROSS BLUE SHIELD OF MICHIA T	Multiple	01/23/14	135,707.92
736-000.105-716.100	HEALTHPLUS OF MICHIGAN	Multiple	02/06/14	199,436.69
736-000.105-716.100	CORNERSTONE MUNICIPAL ADVISORY GR.	22902	02/13/14	30,000.00
736-000.105-716.100	HEALTHPLUS OF MICHIGAN	Multiple	02/13/14	198,953.55
736-000.105-716.100	BLUE CROSS BLUE SHIELD OF MICHIA T	Multiple	02/20/14	50,823.98
736-000.105-716.100	HEALTHPLUS OF MICHIGAN	Multiple	02/20/14	87,319.01
736-000.105-716.100	HEALTHPLUS OF MICHIGAN	Multiple	02/20/14	102,463.18
736-000.105-716.100	BLUE CROSS BLUE SHIELD OF MICHIA T	Multiple	03/20/14	138,772.76
736-000.105-716.100	HEALTHPLUS OF MICHIGAN	Multiple	03/20/14	189,636.27
736-000.105-801.000	NYHART	Multiple	10/10/13	15,000.00
Total For Dept 000 Retiree Health Insurance			2,293,460.99	
Total For Fund 736 Public Employee Health Care Fund			2,293,460.99	

Fund Totals:

Fund 101 General Fund	2,895,151.32
Fund 202 Major Street Fund	508,567.88
Fund 203 Local Street Fund	131,004.18
Fund 207 Police Fund	4,554.33

Fund 208 Park/Recreation Fund	66,211.99
Fund 213 Park & Recreation Senior Citizen Centers	92,217.45
Fund 219 Street Light	978,669.85
Fund 226 Rubbish Collection Fund	1,643,907.83
Fund 244 Economic Develop Corp Fund	8,333.34
Fund 265 Drug Law Enforcement Fund	1,367.03
Fund 274 HUD CDBG, ESG, & HOME GRANTS	1,941,726.95
Fund 296 Other Grants Fund	730,757.47
Fund 297 Federal Stimulus Fund	1,146,367.23
Fund 402 Public Improvement Fund	323,626.00
Fund 542 Building Inspection Fund	179,870.98
Fund 583 Oak Business Center Fund	70,054.86
Fund 590 Sewer Fund	3,422,327.50
Fund 591 Water Fund	12,942,828.34
Fund 627 Fringe Benefit Fund	3,655,075.02
Fund 636 Information Services Fund	699,374.17
Fund 661 Fleet/Central Garage Fund	311,557.31
Fund 677 Self Insurance Fund	288,275.92
Fund 701 General Agency Fund	37,543.00
Fund 702 Tax Collection Fund - Prior Years	28,875.20
Fund 703 Current Tax Collection Fund	9,259,803.93
Fund 731 Retirement System Fund	34,941.63
Fund 735 Retirees' Life Insurance Fund	22,500.00
Fund 736 Public Employee Health Care Fund	2,293,460.99
 Total For All Funds:	 43,718,951.70

## **Section Separator**

**(b) A list of each contract that the emergency manager awarded or approved with a cumulative value of \$5000 or more, the purpose of the contract, and the identity of the contractor.**

04/01/2014 01:09 PM

User: DJones

DB: City Of Flint

## Purchase Order Report FOR CITY OF FLINT

Department Filter: All Depts

Post Dates From 10/08/2013 To 03/31/2014

Page 1/13

PO NUMBER ENTERED BY DESCRIPTION	PO STATUS	PO TYPE DEPARTMENT	REQUIRED DATE	DATE POSTED	AMOUNT	PO BALANCE	VENDOR INFORMATIO
13-001293 BDBond FY 2014 WPC MSA ULTIMA GAS DETECTOR SUPPORT	Open	Blanket WPC		10/08/2013	6,000.00	6,000.00	0000004748 ARGUS-HAZCO Contact: Phone:
13-001303 MRule REPAIRS	Completed	Confirming FLEET	10/10/2013	10/10/2013	8,553.49	0.00	0000000219 GRAFF TRUCK CENTER Contact: Phone:
13-001304 rtibbetts MCCREE MONTHLY OPERATIONAL COSTS	Completed	Regular 68DC		10/10/2013	721,188.00	0.00	0000000270 GENESEE COUNTY TREASURER Contact: Phone:
13-001305 rtibbetts OPERATIONAL COSTS FOR 8/1/11 THROUGH 6/20/12	Completed	Regular 68DC		10/10/2013	24,606.00	0.00	0000000270 GENESEE COUNTY TREASURER Contact: Phone:
13-001321 MJarvis L. ZELLAR DEMOLITION OF 5 STRUCTURES	Completed	Regular DEV	10/10/2013	10/11/2013	17,600.00	0.00	0000004977 L ZELLAR AND SONS EXCAVATING INC Contact: Phone:
13-001329 PEllison POSTAGE FOR PRINTING/MAIL PROPERTY TAX BILLS	Completed	Regular CSC	10/15/2013	10/16/2013	25,000.00	0.00	0000004985 SSS PRINTING Contact: Phone:
13-001338 BDBond SPRING & FALL PAVEMENT MARKINGS	Partial	Regular TE		10/16/2013	75,000.00	20,906.50	0000000324 M & M PAVEMENT MARKING, INC Contact: Phone:
13-001345 rtibbetts QUARTERLY SOFTWARE SUPPORT	Partial	Regular 68DC		10/17/2013	27,333.51	10,320.01	SMI0005A00 STATE OF MICHIGAN Contact: Phone:
13-001348 CDotson CO #3 TO 12-130, ROWE	Partial	Blanket CED	10/17/2013	10/17/2013	43,000.00	13,360.50	0000000169 ROWE ENGINEERING INC Contact: Phone:

04/01/2014 01:09 PM

User: DJones

DB: City Of Flint

## Purchase Order Report FOR CITY OF FLINT

Page 2/13

Department Filter: All Depts

Post Dates From 10/08/2013 To 03/31/2014

PO NUMBER ENTERED BY DESCRIPTION	PO STATUS	PO TYPE DEPARTMENT	REQUIRED DATE	DATE POSTED	AMOUNT	PO BALANCE	VENDOR INFORMATIO
13-001349 DJones FY 14 - PROVIDE MISCELLANEOUS MAINTENANCE PARTS	Open	Regular WPC		10/18/2013	5,000.00	5,000.00	0000000810 FB WRIGHT CO Contact: Phone:
13-001361 ffinholm DEMO- BACKFILL OF 4 OPEN HOLES- BARTMAN CDBG	Completed	Regular DEV	10/21/2013	10/22/2013	7,760.00	0.00	0000002029 BARTMAN EXCAVATING Contact: Phone:
13-001364 ffinholm DEMOLITION- 3 STRUCTURES- BARTMAN NSP3	Completed	Regular DEV	10/21/2013	10/22/2013	22,020.00	0.00	0000002029 BARTMAN EXCAVATING Contact: Phone:
13-001365 ffinholm DEMOLITION- 2 STRUCTURES- D J FICK FWA	Completed	Regular DEV	10/22/2013	10/22/2013	5,500.00	0.00	0000004979 D J FICK EXCAVATING CO INC Contact: Phone:
13-001371 BDBond JANITORIAL SERVICES FOR CITY OF FLINT - CHANGE ORDER #1	Partial	Blanket MAINT		10/23/2013	75,000.00	39,712.00	0000004789 DU ALL CLEANING INC Contact: Phone:
13-001378 LBerens PARTS	Partial	Regular FLEET	10/23/2013	10/25/2013	5,000.00	3,347.91	0000004614 VIKING-CIVES MIDWEST, INC Contact: Phone:
13-001379 RJohnson TECH SUPPORT FOR POLICE MOBILE FLEET	Open	CONTRACT POLICE		10/25/2013	16,800.00	16,800.00	0000004381 SECURITY COUNTERMEASURES & Contact: Phone:
13-001381 BDBond FY14 -UNIFORM/LAB COAT/TOWELS/FLOOR MATS RENTALS	Partial	Blanket WPC		10/25/2013	12,788.86	7,210.91	0000000716 CINTAS CORP Contact: Phone:
13-001385 RJohnson NEW WORLD TRAINING - VENDOR IS NEW WORLD - SOLE SOURCE	Completed	Regular POLICE		10/28/2013	45,000.00	0.00	0000000681 NEW WORLD SYSTEMS CORP Contact: Phone:



04/01/2014 01:09 PM  
 User: DJones  
 DB: City Of Flint

Purchase Order Report FOR CITY OF FLINT  
 Department Filter: All Depts  
 Post Dates From 10/08/2013 To 03/31/2014

Page 3/13

PO NUMBER ENTERED BY DESCRIPTION	PO STATUS	PO TYPE DEPARTMENT	REQUIRED DATE	DATE POSTED	AMOUNT	PO BALANCE	VENDOR INFORMATIO
13-001386 CPriest WATER SERVICE PARTS	Open	Confirming WSC		10/28/2013	7,301.40	7,301.40	0000000069 ETNA SUPPLY COMPANY Contact: Phone:
13-001400 LBerens PARTS FOR FIRE VEHICLES AND EQUIPMENT	Partial	Regular FLEET	11/04/2013	11/05/2013	10,000.00	633.75	0000000204 WEST SHORE SERVICES INC Contact: Phone:
13-001404 YGray KWA RAW WATER SUPPLY CONTRACT	Partial	Regular WA PLANT	11/05/2013	11/07/2013	969,000.00	145,350.00	0000005009 KAREGNONDI WATER AUTHORITY Contact: Phone:
13-001408 CDotson CONTRACT 09-097 CHANGE ORDER 5, HOME REHABS	Partial	CONTRACT CED	07/01/2013	11/07/2013	102,104.91	100,885.85	0000002233 SALEM HOUSING COMM DEVELOPMENT CORP Contact: Phone:
13-001413 BWideman SALT FOR FY2014 WINTER SEASON	Partial	Regular STREET	10/10/2013	11/11/2013	260,000.00	7,807.22	0000000842 DETROIT SALT CO Contact: Phone:
13-001417 RJohnson CHANGE ORDER - NEIGHBORHOOD SAFETY OFFICER COORDINATOR	Open	CONTRACT POLICE		11/12/2013	22,500.00	22,500.00	0000004251 METRO COMMUNITY DEVELOPMENT, INC Contact: Phone:
13-001423 KNeumann APPRAISAL SERVICES FOR GRAND TRAVERSE GREENWAY TRAIL	Completed	Regular PARKS	11/15/2013	11/15/2013	7,900.00	0.00	0000005019 AFFINITY VALUATION GROUP Contact: Phone:
13-001424 RKelly WATER PLANT ELECTRICAL DISTRIBUTION EQUIPMENT	Partial	Regular WA PLANT		11/15/2013	1,512,000.00	1,178,815.00	0000000133 MCNAUGHTON MCKAY ELECTRIC CO Contact: Phone:
13-001428 CDotson COMMUNITY BASED MENTORING CDBG	Partial	Regular CED	11/09/2013	11/18/2013	46,000.00	9,667.47	0000002524 BIG BROTHERS BIG SISTERS OF Contact: Phone:

04/01/2014 01:09 PM

User: DJones

DB: City Of Flint

## Purchase Order Report FOR CITY OF FLINT

Department Filter: All Depts

Post Dates From 10/08/2013 To 03/31/2014

Page 4/13

PO NUMBER ENTERED BY DESCRIPTION	PO STATUS	PO TYPE DEPARTMENT	REQUIRED DATE	DATE POSTED	AMOUNT	PO BALANCE	VENDOR INFORMATIO
13-001429 CDotson PUBLIC SERVICES YOUTH RECREATION	Partial	Regular CED	11/09/2013	11/18/2013	46,000.00	5,395.17	0000000656 BOYS & GIRLS CLUB Contact: Phone:
13-001432 TLewis FY13-14 SENIOR MILLAGE - HASSELBRING, 10/1/13 - 9/30/14	Partial	Blanket PARKS		11/19/2013	113,826.00	67,392.12	0000004930 UNITED SENIOR NETWORK Contact: Phone:
13-001433 TLewis FY13-14 SENIOR MILLAGE - BRENNAN, 10/1/13 - 9/30/14	Partial	Blanket PARKS		11/19/2013	113,826.00	77,065.69	0000004927 BRENNAN ELM PARK SENIOR COMMUNITY Contact: Phone:
13-001440 YGray COMMUNITY PUBLIC WATER FEE	Open	Regular WA PLANT	11/08/2013	11/19/2013	26,642.25	26,642.25	SMI0001A04 STATE OF MICHIGAN Contact: Phone:
13-001448 V Foster CONSULTATION SERVICES	Cancelled	Blanket IS		11/21/2013	18,708.00	0.00	0000000266 PLANTE & MORAN, LLP Contact: Phone:
13-001449 LBerens EMERGENCY REPAIR OF 75' LADDER FIRE TRUCK	Partial	Regular FLEET	11/21/2013	11/22/2013	13,866.50	14.74	0000000718 WEST SHORE FIRE INC Contact: Phone:
13-001455 CDotson PUBLIC SERVICES - FAIR HOUSING 13-101	Partial	Regular CED	07/01/2013	11/25/2013	18,000.00	11,735.71	0000000226 LEGAL SERVICES OF EASTERN MICHIGAN Contact: Phone:
13-001456 CDotson PUBLIC SERVICES CREDIT REPAIR BANKRUPTCY 13-102	Partial	Regular CED	07/01/2013	11/25/2013	24,000.00	15,585.99	0000000226 LEGAL SERVICES OF EASTERN MICHIGAN Contact: Phone:
13-001461 ffinholm ASBESTOS ABATEMENT	Completed	Blanket DEV	02/01/2013	11/27/2013	23,785.20	0.00	0000004843 RIGHTWAY REMEDIATION LLC Contact: Phone:

04/01/2014 01:09 PM

User: DJones

DB: City Of Flint

## Purchase Order Report FOR CITY OF FLINT

Department Filter: All Depts

Post Dates From 10/08/2013 To 03/31/2014

Page 5/13

PO NUMBER ENTERED BY DESCRIPTION	PO STATUS	PO TYPE DEPARTMENT	REQUIRED DATE	DATE POSTED	AMOUNT	PO BALANCE	VENDOR INFORMATIO
13-001462 CDotson DEMOLITION OF GENESEE TOWERS	Completed	Regular CED	05/22/2013	12/02/2013	880,000.00	0.00	0000002761 UPTOWN REINVESTMENT CORP Contact: Phone:
13-001463 rtibbetts MAIN. AGREE. FOR VIDEO EQUIP.	Completed	Regular 68DC	12/03/2013	12/03/2013	10,200.00	0.00	0000003943 JEFFERSON AUDIO VIDEO SYSTEMS, INC Contact: Phone:
13-001464 MRule BODY REPAIR OF 2293	Completed	Regular FLEET	12/03/2013	12/04/2013	5,368.27	0.00	0000004181 WOLVERINE BUMP & PAINT SHOP, INC Contact: Phone:
13-001469 DJones WATER & SEWER MAIN REPAIRS	Partial	Regular WSC		12/04/2013	100,000.00	98,986.40	0000003110 HD SUPPLY WATERWORKS, LTD. Contact: Phone:
13-001485 CPriest HIP BOOTS	Partial	Regular WSC		12/10/2013	8,800.00	747.01	0000004672 MICHIGAN ELECTRIC SUPPLY COMPANY Contact: Phone:
13-001490 rtibbetts POSTAGE	Completed	Regular 68DC		12/12/2013	10,000.00	0.00	0000000774 PITNEY BOWES PURCHASE POWER Contact: Phone:
13-001491 CDotson COF FIRE - FIRE RADIOS/HOUSING/PUB FACILITY IMPROV	Open	Regular FIRE	11/09/2013	12/12/2013	62,679.00	62,679.00	0000000684 MOTOROLA INC Contact: Phone:
13-001492 VFoster BARCODE HARDWARE FOR IDENTIFICATION BUREAU-FLINT POLICE	Completed	Regular IS		12/13/2013	7,150.00	0.00	0000000681 NEW WORLD SYSTEMS CORP Contact: Phone:
13-001495 PELLISON PRINT/MAIL UTILITY BILLS	Completed	Regular CSC	12/04/2013	12/16/2013	21,480.00	0.00	0000004985 SSS PRINTING Contact: Phone:

04/01/2014 01:09 PM

User: DJones

DB: City Of Flint

## Purchase Order Report FOR CITY OF FLINT

Page 6/13

Department Filter: All Depts

Post Dates From 10/08/2013 To 03/31/2014

PO NUMBER ENTERED BY DESCRIPTION	PO STATUS	PO TYPE DEPARTMENT	REQUIRED DATE	DATE POSTED	AMOUNT	PO BALANCE	VENDOR INFORMATION
13-001500 PEllison PRINTING AND MAILING AND POSTAGE OF PROP TAX BILLS	Partial	Regular CSC	11/20/2013	12/16/2013	8,542.00	4,594.85	0000004985 SSS PRINTING Contact: Phone:
13-001505 VFoster WATER AND SEWER STUDY	Completed	Regular WA PLANT		12/17/2013	49,730.00	0.00	0000005026 RAFTELIS FINANCIAL CONSULTANTS INC Contact: Phone:
13-001507 KWallace PROVIDE PARTS AS LISTED FOR WPC EXTERIOR LIGHTING UPGRADES	Open	Regular WPC	10/30/2013	12/17/2013	159,063.00	159,063.00	0000000133 MCNAUGHTON MCKAY ELECTRIC CO Contact: Phone:
13-001508 VFoster GOOGLE LICENSES (CHANGE ORDER #11-108B)	Completed	Blanket IS		12/18/2013	35,370.00	0.00	0000004698 ONIX NETWORKING CORPORATION Contact: Phone:
13-001509 KNeumann ELECTRICAL SUPPLIES FOR FACILITIES MAINTENANCE	Partial	Blanket MAINT		12/19/2013	10,000.00	8,371.77	0000000133 MCNAUGHTON MCKAY ELECTRIC CO Contact: Phone:
13-001511 CDotson OFFICE SUPPLIES CDBG ADMIN HUD 13-14	Partial	Blanket CED	11/09/2013	12/19/2013	5,500.00	5,300.02	0000000156 OFFICE DEPOT Contact: Phone:
13-001517 RKelly WP SUBSTATION TRANSFORMER UPGRADE	Open	Blanket WA PLANT	12/19/2013	12/20/2013	238,306.00	238,306.00	0000000133 MCNAUGHTON MCKAY ELECTRIC CO Contact: Phone:
13-001518 YGray VARIABLE DRIVE EQUIPMENT	Open	Blanket WA PLANT	11/14/2013	12/20/2013	349,710.00	349,710.00	0000000133 MCNAUGHTON MCKAY ELECTRIC CO Contact: Phone:
14-000001 DJones HAZARDOUS WASTE COLLECTION	Open	Blanket WSC		01/02/2014	13,980.44	13,980.44	0000004739 EQ THE ENVIRONMENTAL QUALITY CO Contact: Phone:

04/01/2014 01:09 PM

User: DJones

DB: City Of Flint

## Purchase Order Report FOR CITY OF FLINT

Department Filter: All Depts

Post Dates From 10/08/2013 To 03/31/2014

Page 7/13

PO NUMBER ENTERED BY DESCRIPTION	PO STATUS	PO TYPE DEPARTMENT	REQUIRED DATE	DATE POSTED	AMOUNT	PO BALANCE	VENDOR INFORMATIO
14-000004 DJones	Completed	Regular STREET	01/07/2014	01/07/2014	6,600.00	0.00	0000002250 ZITO CONSTRUCTION CO Contact: Phone:
14-000005 KWallace HYDRAULIC POWER PACK 25 HP	Partial	Regular WPC	01/01/2014	12/06/2013	6,650.00	30.17	0000005018 CONCUT INC Contact: Phone:
14-000008 VFoster SWITCHES AND ACCESSORIES	Open	Regular IS		11/18/2013	18,738.00	18,738.00	0000003787 GREAT LAKES COMPUTER SOURCE, INC Contact: Phone:
14-000009 KMhammad LEAF DISPOSAL AT ENVIORNMENTAL WOOD SOLUTIONS FY14	Partial	Blanket STREET	11/26/2013	11/26/2013	25,000.00	11,050.00	0000005024 ENVIRONMENTAL WOOD SOLUTIONS Contact: Phone:
14-000013 MRule PARTS AND SUPPLIES - PARKER HYD COUPLERS & HOSES	Partial	Regular FLEET	01/13/2014	01/13/2014	5,000.00	3,105.49	0000000072 EXOTIC AUTOMATION & SUPPLY Contact: Phone:
14-000015 DJones WPCF SECONDARY CLARIFIERS INSTALLATION	Partial	Regular WPC		10/10/2013	274,488.00	137,244.00	0000004866 TITUS WELDING COMPANY INC Contact: Phone:
14-000019 MRule BODY REPAIR OF 2384	Completed	Regular FLEET	01/13/2014	01/13/2014	5,183.22	0.00	0000004181 WOLVERINE BUMP & PAINT SHOP, INC Contact: Phone:
14-000024 CDotson PUBLIC SERVICES LIFELINE PROGRAM	Open	Blanket CED	11/09/2013	11/09/2013	20,000.00	20,000.00	0000005035 WOW OUTREACH Contact: Phone:
14-000026 BWideman RENTAL OF CHIPPER FOR TREES/BRANCHES	Open	Regular STREET	01/22/2014	01/22/2014	5,200.00	5,200.00	0000000070 EVANS EQUIPMENT CO INC Contact: Phone:

04/01/2014 01:09 PM

User: DJones

DB: City Of Flint

## Purchase Order Report FOR CITY OF FLINT

Department Filter: All Depts

Post Dates From 10/08/2013 To 03/31/2014

Page 8/13

PO NUMBER ENTERED BY DESCRIPTION	PO STATUS	PO TYPE DEPARTMENT	REQUIRED DATE	DATE POSTED	AMOUNT	PO BALANCE	VENDOR INFORMATIO
14-000032 MRule BODY REPAIR OF 7029	Completed	Regular FLEET	01/13/2014	01/13/2014	7,383.00	0.00	0000000019 AUSTINS BODY SHOP Contact: Phone:
14-000039 KNeumann REPLACE CARPETING IN THE ASSESSMENT AND CITY CLERK'S OFFICES	Partial	Regular MAINT		12/19/2013	12,639.33	7,321.05	0000000682 FLINT CARPET CO Contact: Phone:
14-000042 KNeumann NEW DOORS AS NEEDED	Partial	Regular MAINT		01/16/2014	10,000.00	1,141.62	0000003591 FLINT GLASS SERVICE Contact: Phone:
14-000043 KWallace FY 2014 WPC SAFETY SHOES	Open	Blanket WPC	07/01/2013	01/14/2014	5,903.17	5,903.17	0000000164 RED WING SHOE STORE Contact: Phone:
14-000050 CDotson DEVELOPER FEES, 1650 N GRAND TRAVERSE, 611 WELCH	Completed	Regular CED	11/25/2013	11/25/2013	30,000.00	0.00	0000004703 SARGENT'S TITLE COMPANY LLC Contact: Phone:
14-000059 rtibbetts CIVIL CASE FILES	Completed	Regular 68DC	01/30/2014	01/30/2014	13,552.10	0.00	0000000772 PRODUCTIVITY SYSTEMS INC Contact: Phone:
14-000060 YGray CEDAR STREET PROJECT	Open	Blanket WA PLANT	11/14/2013	11/14/2013	505,000.00	505,000.00	0000000133 MCNAUGHTON MCKAY ELECTRIC CO Contact: Phone:
14-000064 MRule REPAIR PARTS	Completed	Regular FLEET	01/31/2014	01/31/2014	8,207.75	0.00	0000000003 AIS CONSTRUCTION EQUIP&CONTRACTORS Contact: Phone:
14-000065 CDotson METRO ESG PROGRAM ADMINISTRATION & PROJECT DELIVERY	Open	Blanket CED	01/24/2014	01/24/2014	11,000.00	11,000.00	0000004251 METRO COMMUNITY DEVELOPMENT, INC Contact: Phone:

04/01/2014 01:09 PM  
 User: DJones  
 DB: City Of Flint

Purchase Order Report FOR CITY OF FLINT  
 Department Filter: All Depts  
 Post Dates From 10/08/2013 To 03/31/2014

Page 9/13

PO NUMBER ENTERED BY DESCRIPTION	PO STATUS	PO TYPE DEPARTMENT	REQUIRED DATE	DATE POSTED	AMOUNT	PO BALANCE	VENDOR INFORMATIO
14-000066 CDotson METRO ESG ADMIN & PROGRAM REIMBURSEMENT FHU14ESG	Open	Regular CED	01/21/2014	01/21/2014	241,539.00	241,539.00	0000004251 METRO COMMUNITY DEVELOPMENT, INC Contact: Phone:
14-000067 CDotson FESGPRIOR PROGRAM ADMIN & PROJECT DELIVERY	Open	Blanket CED	01/21/2014	01/21/2014	15,667.00	15,667.00	0000004251 METRO COMMUNITY DEVELOPMENT, INC Contact: Phone:
14-000069 BDBond 4X4 DIESEL UTILITY VEHICLE	Open	Regular FLEET		02/04/2014	45,168.00	45,168.00	0000000247 FLINT NEW HOLLAND, INC Contact: Phone:
14-000070 CDotson METRO COMMUNITY -SUBRECIPIENT DISBURSEMENTS 2012 HESG AND 2011 PRIOR LESS UNCOMMITTED	Partial	Regular CED	01/21/2014	01/21/2014	147,344.57	52,376.44	0000004251 METRO COMMUNITY DEVELOPMENT, INC Contact: Phone:
14-000072 CPriest AGGREGATES	Completed	Regular WSC		12/05/2013	14,000.00	0.00	0000004445 CYDI OF MICHIGAN Contact: Phone:
14-000073 DDunlap GEAR, HOSES, NOZZLES	Partial	Blanket FIRE	10/09/2013	10/15/2013	30,000.00	26,395.00	0000000062 DOUGLASS SAFETY SYSTEMS Contact: Phone:
14-000077 MRule SNOW PLOW PARTS	Partial	Regular FLEET	01/23/2014	01/23/2014	12,000.00	7,400.00	0000000477 SHULTS EQUIPMENT INC Contact: Phone:
14-000078 MRule REPAIR PARTS FOR V#4425	Partial	Regular FLEET	01/23/2014	02/05/2014	12,271.25	480.00	0000000838 NEAL'S TRUCK PARTS INC Contact: Phone:
14-000081 VFoster	Partial	Blanket IS		02/06/2014	45,000.00	40,666.25	0000000266 PLANTE & MORAN, LLP Contact: Phone:

04/01/2014 01:09 PM

User: DJones

DB: City Of Flint

## Purchase Order Report FOR CITY OF FLINT

Department Filter: All Depts

Post Dates From 10/08/2013 To 03/31/2014

Page 10/13

PO NUMBER ENTERED BY DESCRIPTION	PO STATUS	PO TYPE DEPARTMENT	REQUIRED DATE	DATE POSTED	AMOUNT	PO BALANCE	VENDOR INFORMATIO
14-000082 BWideman CARBIDE BLADES FOR SNOW PLOWS	Completed	Regular STREET	02/07/2014	02/07/2014	10,076.00	0.00	0000000217 KNAPHEIDE JURSIK TRUCK EQUIP INC Contact: Phone:
14-000084 MRule SOLAR POWERED TRAFFIC ARROW BOARD	Completed	Regular FLEET	12/09/2013	02/12/2014	8,162.82	0.00	0000005069 K & K SYSTEMS INC Contact: Phone:
14-000088 rtibbetts PUBLIC DEF SERVICES FOR JUDGE CRAWFORD	Partial	Regular 68DC	02/17/2014	02/18/2014	5,000.00	2,000.00	0000000215 JEFFREY A. CHILDERS Contact: Phone:
14-000092 TLewis SNOW REMOVAL SERVICES	Partial	Blanket MAINT		02/18/2014	35,050.00	12,054.00	0000000232 J & M TREE SERVICE Contact: Phone:
14-000093 CDotson LISC CDBG ADMIN, CAPACITY BUILDING	Open	Regular CED	11/09/2013	02/18/2014	20,000.00	20,000.00	0000004829 LOCAL INITIATIVES SUPPORT CORP Contact: Phone:
14-000094 CDotson CDBG, PUBLIC SERVICES, YOUTH RECREATION	Open	Regular CED	11/09/2013	02/18/2014	100,000.00	100,000.00	0000002627 UNITED WAY OF GENESEE COUNTY Contact: Phone:
14-000095 CDotson PUBLIC SERVICES VICTIM ADVOCACY PROGRAM, 13-098	Open	Blanket CED	11/09/2013	02/18/2014	15,000.00	15,000.00	0000000209 Y W C A OF FLINT Contact: Phone:
14-000099 RKelly SIX (6) USAAO48A, STATION CLASS ARRESTER @ \$1,559 EAC0	Open	Blanket WA PLANT	02/12/2014	02/21/2014	9,354.00	9,354.00	0000000133 MCNAUGHTON MCKAY ELECTRIC CO Contact: Phone:
14-000101 CPriest COLD WEATHER GEAR	Open	Regular WSC		02/24/2014	9,500.00	9,500.00	0000005045 HUBBARD SUPPLY COMPANY Contact: Phone:



### **Section Separator**

**(c) A description of each loan sought, approved, or disapproved during the reporting period that has a cumulative value of \$5000 or more and the proposed use of the funds.**

The City of Flint has not sought, approved or disapproved any loan during the reporting period of October 8, 2013 through April 8, 2014. However, as a partner in the Karegnondi Water Authority, we are in the market for a 30% share of a \$220 million bond sale.

**Section Separator**

**(d) A description of any new position created or any vacancy in a position filled by the appointing authority.**

Vacancies Filled October 2013- March 2014

Caseworker Coordinator  
City Council Person  
Court Recorder  
Demolition Grants Monitor  
Deputy Clerk I  
Deputy Clerk II  
Director of Planning/Development  
District Court Acct. Analyst Asst.  
Emergency 911 Administrator  
Env. Compliance Chemist  
Env. Compliance Inspector  
Executive Sec. to Court Admin  
Fire Apparatus Operator  
Fire Safety Training Officer  
Fire Suppression Lieutenant  
Fire Suppression Sergeant  
Firefighter/EMT  
Landscape Gardener  
Legal Records Clerk  
Outreach Plan Policy Assoc.  
Police Captain  
Police Chief  
Police Lieutenant  
Police Officer  
Police Recruit  
Police Sergeant  
Principal Clerk Typist  
Program Specialist  
Records Clerk Teller  
School Crossing Guard  
Sewer Systems Constr Trainee  
Sewer Systems Constr Operator  
Sewer Systems Sr Constr Operator  
Sewer System Sr Maintainer  
Sewer System Maintainer Trainee  
Sr Building Maintainer  
St. Operator Maintainer  
Water Dist Operator Sr Operator  
Water Dist Operator Trainee  
Water Distribution Operator

**CITY OF FLINT**  
**Position Description**

**VACANCY FILLED**

Class Title:	Casework Coordinator	Job Code Number:	23-M-028
Established:	September 16, 2011	Bargaining Unit:	Local 1799

**GENERAL STATEMENT OF DUTIES:** Performs a variety of tasks to assist the Court Services Manager and/or Court Administrator including, but not limited to, the following: supervises multiple departments, coordinates the training, assignments, and scheduling of clerical work. Develops policies and guidelines specific to the operation of each department of the Court, including orientation and reference material. Attends State training sessions and develops procedures to ensure compliance. Establishes new court programs as mandated by the State.

**SUPERVISION RECEIVED:** Works under the supervision of the Court Administrator and/or Court Services Manager or Administrative employee designated by the Court Administrator.

**SUPERVISION EXERCISED:** Exercises working supervision over District Court employees performing the following functions: Caseload (Traffic/Criminal/Civil), Fiscal (Accounting/Payroll/Tellers), Information Systems (Computer Support), Court Officers/Jury (Noticing & Impaneling), and all support service activities to the Court.

**ESSENTIAL DUTIES AND RESPONSIBILITIES:**

1. Supervises employees engaged in processing a variety of District Court functions.
2. Assigns daily duties, work schedules, and training.
3. Provides orientation, training, and guidance to District Court employees as it relates to Administrative policies and procedures, State mandated requirements, and compliance with the Supreme Court.
4. Monitors the development of staff. Fairly administers discipline when necessary.
5. Responsible for the completion of work assigned to each division. Addresses problem files and/or situations: identifying the cause, drafts written procedures and policies to address work flow.
6. Provides assistance and direction (verbal and written) on court matters to Attorneys, Law Enforcements Officers, and members of the public. Provides non-legal information and services to the Attorneys, Process Servers, Jurors, Citizens, Police and the public regarding the processing of District Court cases.
7. Coordinates the scheduling of juries and ensures guarding and attending to the needs of juries during trial deliberations. Maintains accurate records and coordinates attendance, call-in, and recordkeeping for juror service.
8. Coordinates the scheduling and notification of all court proceedings, physical caseload, records retention/disposal,
9. Provides input to the Court Services Manager and/or Court Administrator on the development/revision of procedures impacting the designated areas of responsibility.
10. Performs some of the more complex case and record processing functions of the division(s).
11. Assists staff by dealing with the more difficult or belligerent individuals.
12. Maintains effective communication between and among other sections of the Court.
13. Operates SOS/LEIN terminal to enter and/or remove warrants. Operates a computer terminal to enter and access data related to court cases.
14. Assists the Accounts Analysts by preparing bond checks and assisting in daily bank deposits or cash outs as needed.
15. Compiles court activity statistics and prepares reports containing caseload and financial information. Analyzes case activity.

**ESSENTIAL DUTIES AND RESPONSIBILITIES(Con't):**

16. May serve as court representative on task forces and committees as assigned by the Court Services Manager and/or Court Administrator.
17. Performs related duties as assigned.

**MINIMUM ENTRANCE REQUIREMENTS:**

- A. Associate degree in public, business, or court administration (or legal related field) **OR** work equivalent experience of six (6) years with preferably two (2) to (4) years progressive responsibility.
- B. Knowledge of State mandated requirements, laws, and City ordinances as they relate to the 68<sup>th</sup> District Court operational procedures.
- C. Knowledge of the terminology, operation, policies, and procedures of the 68<sup>th</sup> District Court, Michigan statutes, and Court rules.
- D. Knowledge of data processing procedures as they relate to the 68<sup>th</sup> District Court operational procedures.
- E. Knowledge of Court Collection standards, State auditing requirements, LEIN standards, standard office procedures,
- F. Ability to supervise staff, delegate work assignment, communicate effectively (both verbal and written), and fairly administer discipline.
- G. Ability to work professionally with people of all social strata as it relates to staff or the general public.
- H. Ability to gather data and make accurate mathematical calculations and tabulations.
- I. Ability to establish and maintain professional relationships with co-workers, Attorneys, Police personnel, and the general public.

**PHYSICAL DEMANDS:**

While performing the duties of this job, the employee is frequently required to sit, talk, hear, walk, use hands to fingers, handle or feel object, tools, or controls; and reach with hands and arms. The employee must occasionally lift and/or move up to 25 pounds. Specific vision abilities required for this job include close vision and the ability to adjust focus.

**Classification History**

Established: Human Resources 09/16/11

The job description does not constitute an employment agreement between the employer and employee and is subject to change by the employer as the needs of the employer and requirements of the job change.



---

**EMERGENCY MANAGER  
CITY OF FLINT  
GENESEE COUNTY MICHIGAN**

**ORDER No. 4**

**CONFIRMATION OF CITY COUNCIL COMMITTEE APPOINTMENTS**

BY THE POWER AND AUTHORITY VESTED IN THE EMERGENCY MANAGER  
("EMERGENCY MANAGER) FOR THE CITY OF FLINT, MICHIGAN ("CITY")  
PURSUANT TO MICHIGAN'S PUBLIC ACT 436 OF 2012, LOCAL FINANCIAL  
STABILITY AND CHOICE ACT, ("PA 436"); DARNELL EARLEY, THE EMERGENCY  
MANAGER, ISSUES THE FOLLOWING ORDER:

---

Pursuant to Public Act 436, the Emergency Manager has broad powers in receivership to rectify the financial emergency and to assure the fiscal accountability of the City of Flint and its capacity to provide or cause to be provided necessary services essential to the public health, safety and welfare; and

Pursuant to Public Act 436, the Emergency Manager acts in place of local officials, specifically the Mayor and City Council, unless the Emergency Manager delegates specific authority; and

Pursuant to Public Act 436, the Emergency Manager has broad power to manage the local government, and may issue orders to elected and appointed officials necessary to accomplish the purpose of the act. An order issued under PA 436 is binding on the person to whom it is issued; and

Pursuant to Public Act 436, the Emergency Manager may remove, replace, appoint, or confirm the appointments to any office, board, commission, authority, or other entity which is within or is a component unit of the local government; and

On, Monday, January 13, 2014, during the City Council Meeting, President Kincaid made appointments to three City Council Committees as follows:

Public Safety

Vicki VanBuren (Chairperson)

Jackie Poplar

Josh Freeman

Finance

Josh Freeman (Chairperson)

Wantwaz Davis

Monica Galloway

Legislative Affairs

Sheldon Neeley (Chairperson)

Eric Mays

Scott Kincaid


By virtue of this Order, the Emergency Manager hereby confirms the above City Council Committee appointments; and, affirms that any and all meetings convened on behalf of these Committees shall be scheduled by the Emergency Manager or his designee.

This Order is effective January 15, 2014.

This Order may be amended, modified, repealed or terminated by any subsequent order issued by the Emergency Manager.

Dated: 1-31-14

By:



Darnell Earley  
Emergency Manager  
City of Flint

xc: State of Michigan Department of Treasury  
Mayor Dayne Walling  
Flint City Council  
Inez Brown, City Clerk

S:\P. Bada\EM2014\Orders\Order.No.4.Council.Committee.Appts.doc



68<sup>TH</sup> DISTRICT COURT  
SERVICES AGREEMENT

IT IS AGREED THAT:

The 68<sup>th</sup> District Court has need for the services of a Substitute Court Recorder.

1. **Marlene Ragland** possesses the skills and experience necessary to perform the duties of a Substitute Court Recorder at the 68<sup>th</sup> District Court.
2. The 68<sup>th</sup> District Court shall utilize the services of **Marlene Ragland** on an "as-needed basis" at the hourly rate of \$17.73 per hour. Any hours worked over 40 hours per week will be paid at time and a half. This agreement does not entitle ~~Debra Hutchinson~~ *Marlene Ragland* to any employment benefits.
3. **Marlene Ragland** will invoice the 68<sup>th</sup> District Court bi-weekly for services rendered. Said invoice shall indicate dates and hours for which services were performed.
4. The services of **Marlene Ragland** shall be arranged by the requesting Court Recorder or Court Administrator.
5. This agreement is effective January 13, 2014, and shall be binding on the parties and their successors in interest.
6. This agreement is terminable at will by either party upon written notice.

*Paula J. McGlown*  
For the 68<sup>th</sup> District Court  
Paula J. McGlown, Court Administrator

*Marlene J. Ragland*  
Marlene Ragland  
Contract Secretary/Recorder  
SS# 383-56-3998

Dated: 1-13-14

Dated: 1-13-14

*W. Allen*  
Witness

Dated: 1-13-14

631813  
400

PS  
2/12/14

# VACANCY FILLED

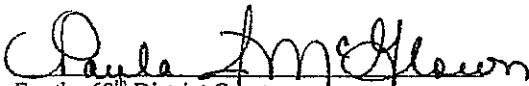
JK

## 68<sup>TH</sup> DISTRICT COURT SERVICES AGREEMENT

### IT IS AGREED THAT:


The 68<sup>th</sup> District Court has need for the services of a Substitute Court Recorder.

1. **Debra Hutchinson** possesses the skills and experience necessary to perform the duties of a Substitute Court Recorder at the 68<sup>th</sup> District Court.
2. The 68<sup>th</sup> District Court shall utilize the services of **Debra Hutchinson** on an "as-needed basis" at the hourly rate of \$17.73 per hour. Any hours worked over 40 hours per week will be paid at time and a half. This agreement does not entitle Debra Hutchinson to any employment benefits.
3. **Debra Hutchinson** will invoice the 68<sup>th</sup> District Court bi-weekly for services rendered. Said invoice shall indicate dates and hours for which services were performed.
4. The services of **Debra Hutchinson** shall be arranged by the requesting Court Recorder or Court Administrator.
5. This agreement is effective January 13, 2014, and shall be binding on the parties and their successors in interest.
6. This agreement is terminable at will by either party upon written notice.

  
For the 68<sup>th</sup> District Court  
Paula J. McGlown, Court Administrator

Dated: 1-13-14

Witness

  
Debra Hutchinson  
Contract Secretary/Recorder

SS#

378 58 1760

Dated: 1/13/14

Dated: 1/13/14

036648

PS  
2/12/14

EFM SUBMISSION NO.: EME 1942014

PRESENTED: 3-11-14

ADOPTED: 3-14-14

**BY THE EMERGENCY FINANCIAL MANAGER:**

**RESOLUTION TO EMPLOY THE SERVICES OF CHRISTOPHER JONES**

Pursuant to the authority granted the Emergency Manager by Public Act 436, Christopher Jones shall be employed by the City of Flint in the Community Development Department – Building Safety Inspections Division performing assignments related to the coordination of the Demolition Program. Mr. Jones's employment with the City of Flint shall be at the will of the Director of Planning and Development until such time as it is determined that his employment shall cease or until the grant funding is no longer available; and

Mr. Jones holds the knowledge and expertise in grant programs, understanding of grant processing procedures and is best suited to assist in meeting grant deadlines; and

Mr. Jones shall be compensated at an hourly rate of \$18.00 per hour budgeted and funded through grants in the FY13-14 BSI Demolition Program from account CDBG (274-748.150-702.000) on a bi-weekly basis, subject to customary withholdings (FICA taxes, etc.). Deduction from line item would depend on what grant is being worked on during the specific pay period; and

Mr. Jones shall receive fringe benefits at a rate of 10.49% of wages coming from line item "Other-departmental Fringes." No other benefits shall be provided.

**IT IS RESOLVED** that the Emergency Manager shall, on behalf of the City of Flint, appoint Christopher Jones under the terms and conditions stated above. Compensation shall be drawn from appropriated funds in the respective budgets according to work performed.

**APPROVED AS TO FORM:**



Peter M. Bade, Chief Legal Officer

**APPROVED AS TO FINANCE:**



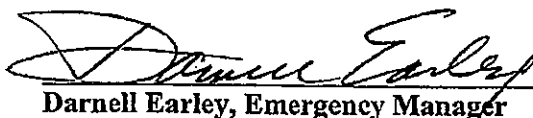
Gerald Ambrose, Finance Director

**EM DISPOSITION:**

ENACT ✓

REFER TO COUNCIL \_\_\_\_\_

FAIL \_\_\_\_\_



Darnell Earley, Emergency Manager

DATED: 3-14-14

**Vacany Filled**

**RESOLUTION STAFF REVIEW FORM**

**DATE:** March 6, 2014

**Agenda Item Title:** Resolution to Employ the Services of Christopher Jones

**Prepared By:** Matthew Williams, Associate Planner

**Background/Summary of Proposed Action:**

Christopher Jones employment is vital to replace an employee who is leaving this position. Mr. Jones holds the knowledge and expertise in grant programs, understanding of grant processing procedures and is best suited to assist in meeting grant deadlines.

Mr. Jones shall be employed by the City of Flint in the Community Development Department -Building Safety Inspections Division performing assignments related to the coordination of the Demolition Program.

In order to provide continuity of services, the Emergency Manager has determined that it would be advantageous for the City to employ Christopher Jones under the terms and conditions stated above.

**Financial Implications:**

This position is budgeted and funded through grants in the FY'13-'14 BSI Demolition Program from CDBG account ( 274-748.150-702.000 ). Mr. Jones shall be compensated at an hourly rate of \$18.00 to include mandatory statutory benefits (FICA taxes) from various grant-funded sources, as identified in the respective budgets according to the work performed. Mr. Jones shall be paid in biweekly installments consistent with established written policies and procedures of the City of Flint and subject to customary withholdings.

**Budgeted Expenditure:** Yes ☒ No ☐ Please explain, if no: \_\_\_\_\_

**Pre-encumbered:** Yes ☒ No ☐ Funding available in the FY '14 budget from the various funding allocations to be distributed in accordance with the approved budget.

**Staff Recommendation:**

The Director of Department of Planning and Development/Chief Planning Officer recommends approval of this resolution.

**Staff Person:**

  
Megan Hunter, Chief Planning Officer, Director of Planning and Development

# VACANCY FILLED

## CITY OF FLINT Position Description

Class Title:	Deputy District Court Clerk I	Job Code Number:	14-M-001
Established:	December 12, 1991	Bargaining Unit:	Local 1600

**GENERAL STATEMENT OF DUTIES:** Learns the 68th District Court clerical and office processes and procedures and how they relate to the overall operation of the Court offices. Participates by working with higher level court employees especially Deputy District Court Clerk II; observes and participates in the daily clerical operations of the traffic, criminal and civil activities of the 68th District Court; performs related work as required. (Upon satisfactory work performance and demonstrated satisfactory learning abilities for a period of eighteen (18) months the employee will be promoted to the position of Deputy District Court Clerk II.)

**SUPERVISION RECEIVED:** Works under the direct supervision of a 68th District Court employee who instructs, assigns work and reviews for accuracy and conformance to court policies and procedures.

**ESSENTIAL DUTIES AND RESPONSIBILITIES:**

1. Prepares traffic, criminal and civil files, records, and pleadings; is instructed in the preparation of a variety of legal forms and enters defaults, judgements and orders in the files both manually and with data processing equipment.
2. Assists in closing cases by recording disposition in case files, notifying arresting agency and prosecutor of disposition, and preparing necessary documents. Removes cases from active status and ensures proper records and files are maintained.
3. Performs receptionist tasks of answering and routing telephone calls, greeting visitors, taking messages, providing general information and scheduling appointments. Responds to routine inquiries, directing calls to appropriate source. Provides basic information to law enforcement agencies, defendants, attorneys and court patrons regarding case status, disposition, and general court policy and procedure.
4. Types a variety of materials from straight copy or basic information extracted from other documents which include forms, notices, bench warrants, correspondence, files and other documents and reports.
5. Operates computer terminal to enter, locate, check, retrieve or verify information. Enters case information on file jackets, retrieves file information and conducts file searches.
6. Files forms, records, reports, and other materials, following directions and established filing system. Performs a variety of other general clerical tasks, such as assisting with mailings, counter work, opening and distributing mail, making copies and other related activities.
7. Operates a computer terminal to enter case history, make corrections, obtain information and to check or verify data. Inputs data in terminal.
8. May be required to assist or substitute for other clerical support personnel as required or assigned.
9. Maintains confidentiality of court files and records.

**MINIMUM ENTRANCE REQUIREMENTS:**

- A. Paid clerical experience working in a law office or court setting.
- B. Ability to type at the rate of 40 net words per minute.
- C. Classes in law or paralegal is desirable.
- D. Ability to learn to operate a computer terminal to enter and retrieve data in an effective and efficient manner.
- E. Ability to read, comprehend and interpret 68th District Court rules and regulations, policies and procedures, State laws, statutes and City Ordinances. Ability to understand and carry out oral and written instructions.
- F. Ability to make rapid and accurate arithmetic calculations and tabulations.
- G. Ability to learn and apply basic office practices and procedures.
- H. Ability to maintain and keep clerical records and to prepare reports from such records.
- I. Ability to deal with the public tactfully and courteously.
- J. Working knowledge of Business English, spelling and commercial arithmetic.

**PHYSICAL DEMANDS:**

While performing the duties of this job, the employee is frequently required to sit and talk or hear. The employee is frequently required to walk; use hands to finger, handle or feel objects, tools or controls; and reach with hands and arms.

The employee must occasionally lift and/or move up to 25 pounds. Specific vision abilities required by this job include close vision and the ability to adjust focus. The noise level in the work environment is usually quiet.

**Classification History**

Established: Personnel 12/12/91

Revised: Personnel 09/13/95

Revised: Personnel 10/23/96

Revised & Reallocated: Wage Inequity 07/01/97

Revised: Personnel 07/15/97

Reallocated: Wage Inequity 10/21/07

Revised: Human Resources 04/01/10

**The job description does not constitute an employment agreement between the employer and employee and is subject to change by the employer as the needs of the employer and requirements of the job change.**

# VACANCY FILLED

## CITY OF FLINT Position Description

Class Title:	Deputy District Court Clerk II	Job Code Number:	16-M-002
Established:	December 17, 1991	Bargaining Unit:	Local 1600

**GENERAL STATEMENT OF DUTIES:** Opens, prepares, updates, processes and closes traffic, criminal and civil cases (files) for the 68th District Court. Provides information to defendants and involved parties and answers questions concerning the more routine court policies and procedures to the public in person or by phone; performs related work as required.

**SUPERVISION RECEIVED:** Works under the supervision of an employee of a higher level who assigns work and reviews for accuracy and conformance to court policies and procedures.

**SUPERVISION EXERCISED:** Exercises working supervision over entry level personnel who are assigned to assist in the processing of court records and files.

### **ESSENTIAL DUTIES AND RESPONSIBILITIES:**

1. Prepares traffic, criminal and civil files, records, and processes complaints, and pleadings, prepares a variety of legal forms; enters defaults, judgements and orders. Ensures that all required data is entered into the computer system. Assigns case numbers and indexes files.
2. Reviews case files for completeness and accuracy of documents, including necessary follow up. Matches financial receipts and costs with appropriate cases or papers. Accepts and receipts monies; operates cash register in receipting of mail, receiving and recording payments for fines, fees and costs.
3. Operates computer terminal to enter case history, other information, make corrections, obtain information and to check or verify other data. Inputs citation closing data in terminal. Matches computer generated abstracts to citations and prepares abstracts of conviction for submission to the Secretary of State.
4. Answers inquiries both in person and by phone explaining court policies and procedures, answering routine inquiries, checking file information, assisting in completing forms, explaining rights and providing direction regarding court and inter-agency procedures.
5. Types a variety of forms, records and communications such as court dockets, judgements, orders, notices, motions, garnishments, writs, adjournments, commitments to jail, bench warrants, mittimus, bonds, pre-trial notices and trial notices. Reviews mail and may respond with form letters or memos, posts information or takes necessary action as dictated by established procedures.
6. Schedules routine cases, trials and hearings according to established court policy, procedures and practices. Checks files for previous records, prepares docket sheets and assigns cases to judges. Ensures files are in order for court proceedings, checks in defendants and delivers proper files to courtroom or judge's office.
7. Makes computer entries of filed documents, service, garnishments, motions, affidavits, defaults, judgement satisfactions, consent or trial judgements. Prepares and maintains a variety of court files and records, both manually and with data processing equipment.
8. Closes cases by recording disposition in case files, notifying arresting agency and prosecutor of disposition, receipting fines and costs, and preparing necessary documents as dictated by case. Removes cases from active status and ensures proper records and files are maintained.

**ESSENTIAL DUTIES AND RESPONSIBILITIES: (con't)**

9. Assists in the on-the-job training of entry level court personnel by instructing and assisting the employee in learning the 68th District Court clerical duties, responsibilities, policies and procedures.
10. Checks tickets against cash detail for accuracy, proofreads and identifies errors on tickets. Processes garnishments, audits garnishment accounts and judgement balances. Performs other activities involving the verification of data and records including checking account balances and other financial and numerical computations.
11. Performs a variety of clerical duties such as opening and distributing mail, filing, operating office machines and preparing standardized records and reports.

**MINIMUM ENTRANCE REQUIREMENTS:**

- A. At least eighteen (18) months of satisfactory work experience in the classification of Deputy District Court Clerk I.
- B. Ability to type at the rate of 40 net words per minute.
- C. Knowledge of the policies and procedures of the 68th District Court.
- D. Knowledge of State laws, statutes and City ordinances as they relate to the functions of the 68th District Court.
- E. Knowledge of Michigan Court rules.
- F. Ability to use data processing equipment to input and retrieve information and data as required to create and maintain court records and files.
- G. Ability to make rapid and accurate arithmetic calculations and tabulations.
- H. Ability to write legibly.
- I. Ability to maintain and keep involved legal clerical records and to prepare reports from such records.
- J. Ability to understand and follow oral and written instructions.
- K. Ability to deal with the public and court personnel tactfully and courteously.

**PHYSICAL DEMANDS:**

While performing the duties of this job, the employee is frequently required to sit and talk or hear. The employee is frequently required to walk; use hands to finger, handle or feel objects, tools or controls; and reach with hands and arms.

The employee must occasionally lift and/or move up to 25 pounds. Specific vision abilities required by this job include close vision and the ability to adjust focus. The noise level in the work environment is usually quiet.

**Classification History:**

Established: Personnel 12/17/91

Revised: Personnel 09/13/95

Reallocated: Wage Inequity 10/21/07

**The job description does not constitute an employment agreement between the employer and employee and is subject to change by the employer as the needs of the employer and requirements of the job change.**



# VACANCY FILLED

EM SUBMISSION NO.: EME 0832013

PRESENTED: 12-5-13

ADOPTED: 12-13-13

BY THE EMERGENCY MANAGER:

**RESOLUTION APPOINTING MEGAN HUNTER  
AS DIRECTOR OF PLANNING AND DEVELOPMENT**

Pursuant to the authority granted the Emergency Manager by Public Act 436 of 2012, Megan Hunter shall be appointed Director of Planning and Development for the City of Flint for the duration of her current contract with the City, which will expire February 28, 2014; and

Effective March 1, 2014, Ms. Hunter's employment with the City of Flint as Director of Planning and Development shall be at the will of the Emergency Manager until such time as the Emergency Manager determines that her employment shall cease, or until such time as his authority as Emergency Manager terminates by operation of law, at which time her appointment will be at the pleasure of the Mayor. Ms. Hunter shall carry out duties as assigned and determined by the Emergency Manager, and pursuant to applicable sections of the Flint City Charter and the City of Flint Code of Ordinances; and

Ms. Hunter shall continue to be compensated at the annual rate of \$89,600.00, pursuant to her current contract until its expiration on February 28, 2014. Thereafter, Ms. Hunter's annual compensation of \$89,600.00 shall be drawn from appropriated funds identified by the Emergency Manager.

**IT IS RESOLVED** that Megan Hunter is hereby appointed Director of Planning and Development pursuant to the terms and conditions stated herein. Compensation after expiration of Ms. Hunter's current contract shall be drawn from appropriated funds to be identified by the Emergency Manager.

APPROVED AS TO FORM:

  
Peter M. Bade, City Attorney


APPROVED AS TO FINANCE:

  
Jerry Ambrose, Finance Director

EM DISPOSITION:

ENACT  FAIL \_\_\_\_\_

DATED 12-13-11

  
Darnell Earley, Emergency Manager

# DISTRICT COURT ACCOUNT ANALYST ASSISTANT

19-D-43

GENERAL STATEMENT OF DUTIES: Assists District Court Account Supervisor in the maintenance of court financial records including: general ledgers, trial balances, bank reconciliations, and daily deposits. Prepares and accounts for garnishment and bond disbursements. Performs related work as required.

SUPERVISION RECEIVED: Works under supervision of an District Court Supervisor who assigns work and checks for accuracy and conformance with court procedures.

SUPERVISION EXERCISED: May exercise supervision over Records Clerk Tellers in absence of District Court Supervisor.

EXAMPLES OF DUTIES:

1. Processes and prepares garnishment and bond checks including posting to appropriate disbursement journals, and answering questions from public and attorneys.
2. Prepares daily deposit.
3. Assists in monthly reconciliations of bank accounts and preparation of trial balances.
4. Maintains and balances petty cash account.
5. Supervises Records Clerk Tellers in absence of the District Court Supervisor; may perform as Records Clerk Teller as necessary.
6. Maintains payroll records; computes payroll distribution, and distributes payroll checks.
7. Assists in preparation of department's operating budgets and maintains records of revenues and expenditures.
8. Prepares miscellaneous reports and audits invoices as required.

MINIMUM ENTRANCE REQUIREMENTS:

At least four (4) years of experience processing court records, one year of which must have been as a Records Clerk Teller or District Court Records Technician OR one (1) year of experience processing court records and three (3) years full time paid experience in book keeping OR at least 62 credit hours from an accredited college or university with at least 12 credit hours in Accounting.

Considerable knowledge of state laws, city ordinances, and rules and regulations applying to the 68th District Court and of the legal processes pertaining thereto.

Considerable knowledge of bookkeeping principles and practices.

Considerable knowledge of office methods and procedures.

Ability to maintain complex records, to gather and analyze data, and prepare reports from such records and data.

Ability to plan, direct, and supervise the activities of employees' engaged in the processing of financial transactions.

Ability to establish and maintain effective working relationships with other City employees and the general public.

Classification History:

ESTABLISHED: Personnel 09-02-87

REVISED: Personnel 03-31-94, 03-05-96. 02-28-00

**VACANCY FILLED**

# VACANCY FILLED

## CITY OF FLINT Position Description

Class Title:	Emergency 911 Administrator	Job Code Number:	33-Q-001
Established:	June 25, 1997	Bargaining Unit:	Exempt

**GENERAL STATEMENT OF DUTIES:** Plans, directs, manages, organizes, coordinates and integrates all functions relating to the Emergency 911 Center; performs related work as required.

**SUPERVISION RECEIVED:** Works under the general supervision of the City Administrator or Fire Chief who reviews work through conference and reports.

**SUPERVISION EXERCISED:** Supervises the activities of all Emergency 911 Center supervisors and employees.

### **ESSENTIAL DUTIES AND RESPONSIBILITIES:**

1. Responsible for plan development, budgeting, staff development, coordination and administration of the Emergency 911 Center.
2. Exercises administrative responsibility for the development, implementation, operation and maintenance of computer aided dispatch and enhanced telephone communication systems; inspects all equipment to ensure proper operation; ensures that all emergency calls are handled in a timely manner.
3. Assigns, schedules and evaluates Emergency 911 Center personnel; develops and establishes training programs for Emergency 911 Center personnel; confers with and advises subordinate supervisors and other employees on difficult or unusual problems.
4. Develops, presents and administers the budget for the Emergency 911 Center; oversees and controls all expenditures for the Center.
5. Plans, directs, organizes, coordinates and implements innovative technical projects. Investigates new techniques, procedures and equipment and makes recommendations to the City Administrator and/or Fire Chief.
6. Exercises administrative responsibility for development and implementation of policies and procedures relating to the Emergency 911 Center; explains and interprets new and existing policies and procedures to employees, City officials and the public.
7. Interacts with members of the Fire and Police departments, union officials, city and other government officials; coordinates the Center's operation with agencies participating in the 911 Consortium to insure proper coverage and effective service.
8. Prepares required records and reports; makes public and media presentations and interviews relating to the Emergency 911 Center.

### **MINIMUM ENTRANCE REQUIREMENTS:**

- A. Bachelor's Degree in Business or Public Administration or related field with at least 12 credit hours in computer science courses (Masters preferred).
- B. Five (5) years of experience in a public safety telecommunication environment, three (3) years of which must have been in a supervisory capacity.
- C. Knowledge of public safety communication techniques, radio and computer technology, human relations and training techniques.

**MINIMUM ENTRANCE REQUIREMENTS (Con't):**

- D. Knowledge of the principles, practices and methods of police and public safety administration and governmental structure.
- E. Knowledge of the application of modern telecommunication systems, practices and concepts.
- F. Knowledge of data processing functions, financial and budgetary matters; procedures and practices of the Emergency 911 Center.
- G. Ability to analyze the Center's needs and develop and implement programs which address needs.
- H. Ability to evaluate work performance and organize, plan, assign, motivate, coordinate and supervise work of the Emergency 911 Center personnel.
- I. Ability to prepare, develop and present projects, plans, reports and results.
- J. Ability to properly handle emergency situations.
- K. Ability to establish and maintain effective working relationships with City officials, subordinates and other City employees, outside agencies and governmental units and the general public.

**NECESSARY SPECIAL REQUIREMENT(S):**

- Possession of a valid State of Michigan Drivers License.
- Ability to withstand rigid criminal investigation and character evaluation.

**PHYSICAL DEMANDS:**

While performing the duties of this job, the employee is frequently required to sit and talk or hear. The employee is occasionally required to walk; use hands to finger, handle or feel objects, tools or controls; and reach with hands and arms.

The employee must occasionally lift and/or move up to 25 pounds. Specific vision abilities required by this job include close vision and the ability to adjust focus. The noise level in the work environment is usually quiet.

**Classification History:**

Established: Personnel 06/25/97  
Retitled:: Personnel 07/24/97  
Revised: Personnel 02/24/98  
Reallocated: Wage Inequity 10/21/07

The job description does not constitute an employment agreement between the employer and employee and is subject to change by the employer as the needs of the employer and requirements of the job change.

## ENVIRONMENTAL COMPLIANCE CHEMIST

26-E-18

**GENERAL STATEMENT OF DUTIES:** Monitors compliance with, and assists in the enforcement of environmental regulations. Assists in planning, developing, coordinating and administering programs for monitoring the performance of Flint's sewage treatment plants, enforcing Flint's sewer-use regulations, and assessing the quality of groundwater, stormwater run-off, natural surface waters, air and air emissions; performs related work as required.

**SUPERVISION RECEIVED:** Works under the direct supervision of an employee of higher level, who assigns work and evaluates employee performance.

**SUPERVISION EXERCISED:** Exercises partial working supervision over environmental compliance personnel of lower level.

### EXAMPLES OF DUTIES:

1. Determines the characteristics and composition and/or quality of water, wastewater, sludge and other materials by performing chemical and physical and biological testing and microscopic examinations.
2. Develops and coordinates a quality control/quality assurance program for ensuring the validity of analytical data; organizes and oversees quality control testing, inventory maintenance, waste disposal, record keeping and reporting; and performs other duties, as required for implementing this program.
3. Identifies problems with laboratory procedures, and determines appropriate corrective actions; proposes, develops and validates new procedures.
4. Trains employees in the use of laboratory procedures, analytical instruments and laboratory equipment.
5. Makes recommendations regarding the procurement of commercial laboratory services, analytical instruments and laboratory equipment; installs or oversees the installation of new instruments and other equipment.
6. Determines and evaluates the composition and characteristics of industrial chemicals and waste; assists in the inspection and evaluation of industrial processes, including wastewater treatment operations, employed by industries in which chemicals are produced, processed and/or used.
7. Assists in evaluating the performance of sewage treatment processes.
8. Confers with technical consultants, outside lab personnel, industrial officials and sales representatives; reviews, interprets and evaluates reports, sales literature and other correspondence submitted by them.
9. Utilizes computer hardware and software to maintain files, logs and databases and to produce spreadsheets, reports and correspondence.
10. Assists in controlling spills of hazardous materials by sampling and testing air, water, wastewater and other materials to measure the extent of environmental contamination and the progress and adequacy of clean-ups in and around the City of Flint.

### MINIMUM ENTRANCE REQUIREMENTS:

Possession of a Bachelor of Science degree with specialization in chemistry.

Considerable knowledge of inorganic, organic, physical and analytical chemistry, and elementary physics and biology.

Working knowledge of bacteriology, and standard bacteriological and chemical procedures.

Familiarity with personal computer and Internet operations, database software, the ability to efficiently create and interpret spreadsheets, and the ability to use word processing and other business software applications.

Ability to develop, coordinate and administer a comprehensive quality control/quality assurance program, including the ability to develop and write standard operating procedures and to perform statistical analyses.

Ability to perform chemical, physical and biological analyses, using standard methods; and to develop and validate new methods of analysis.

Ability to identify problems with analytical procedures and to determine appropriate corrective action.

Ability to use and maintain laboratory, sampling and computer equipment.

Ability to perform arithmetic and algebraic calculations.

Ability to comprehend and interpret complicated scientific and technical literature.

**VACANCY FILLED**

**MINIMUM ENTRANCE REQUIREMENTS:** (Con't)

- Ability to comprehend and describe the structure, design and use of complex equipment, systems, facilities and procedures as employed in industry, commerce and public utilities.
- Ability to communicate complex technical and scientific information, both verbally and written reports.

**NECESSARY SPECIAL REQUIREMENTS:**

- Possession of a valid Michigan Driver's License at time of appointment.
- Ability to obtain a Fit Test Certification with Respirator on an annual basis and maintain certification (facial hair and other articles must be maintained in a manner as to not interfere with the face seal.
- Must be available to standby on an as needed basis.
- Ability to obtain and maintain the following Hazardous Waste Operations and Emergency Response Certifications: First Responder Awareness, First Responder Operations and Hazardous Materials Technician.

**Classification History:**

REVISED: Personnel 12/16/78, 09/19/94, 02/02/01, 07/19/06

# VACANCY FILLED

## CITY OF FLINT Position Description

Class Title:	Environmental Compliance Inspector	Job Code Number:	26-L-033
Established:	September 15, 1995	Bargaining Unit:	Local 1600

**GENERAL STATEMENT OF DUTIES:** Assigned to the Environmental Compliance Unit, assists in administering environmental regulatory programs, including the City's industrial pretreatment program and storm-water management program. Monitors compliance with sewer-use permits and ordinances and assesses the quality of water and wastewater. Performs related work as required.

**SUPERVISION RECEIVED:** Works under the direct supervision of an employee of higher level, who assigns work and evaluates employee performance. Periodically works without direct supervision while performing duties at remote locations and may occasionally be required to work without supervision on weekends and holidays.

**SUPERVISION EXERCISED:** May be required to exercise technical leadership over lower level employees, particularly while performing activities at industrial sites and other remote locations.

### **ESSENTIAL DUTIES AND RESPONSIBILITIES:**

1. Performs and Coordinates surveillance and enforcement activities conducted by lower level employees such as monitoring, inspections and investigations at locations throughout the City sewer service area as required for assessing compliance with sewer-use permits and ordinances. May be required to exercise technical leadership over a lower level employee when performing this duty.
2. Inspects Significant Industrial Users and other commercial and industrial sewer users as required for periodically assessing compliance with permits and sewer-use ordinances and conducting an Industrial Waste Survey; conducts non-routine investigations of suspected or alleged permit and/or ordinance violations.
3. Recommends plans, procedures, systems and/or equipment for administering the IPP and abating water pollution.
4. Logs the location of wastewater collection system components such as manholes, sewer connections and/or out-falls using a geographical positioning system; produces graphic representations such as maps and/or diagrams of facility lay-outs, wastewater treatment systems, industrial processes and drainage systems using computer-aided design and geographical information systems.
5. Trains employees in the use of sampling, monitoring and other field equipment.
6. Makes recommendation regarding the procurement of sampling, monitoring and other field equipment.
7. Confers with technical consultants, industrial officials and sales representatives; reviews, interprets and evaluates reports, sales literature and other correspondence submitted by them.
8. Performs chemical, physical and biological analyses.
9. May perform sampling, testing and inspections, as required, for controlling hazardous material spills, often in assistance to the Fire Department. May be required to exercise working supervision over a lower level employee when performing this activity.
10. Utilizes chemical/physical testing equipment, sampling devices, personal computers and software, office equipment, motor vehicles and other miscellaneous equipment, as required.

**Environmental Compliance Inspector – pg. 2**

**MINIMUM ENTRANCE REQUIREMENTS:**

- A. A Master of Science degree in chemistry, environmental science, environmental, civil, or chemical engineering and two (2) years of full-time, paid work experience, a considerable portion of which involved monitoring, testing, inspection and enforcement activities required for industrial pretreatment program implementation or operation of an industrial wastewater treatment system.

**OR**

A Bachelor of Science degree in one of the above disciplines and three (3) years of full-time, paid work experience as outlined above.

**OR**

Bachelor or Associate of Science degree with at least twenty (20) cumulative semester hours in chemistry, environmental science, engineering, water wastewater treatment technology or other acceptable curriculum relevant to wastewater treatment and monitoring and five (5) years of full-time, paid work experience as outlined above.

- B. Considerable knowledge of inorganic, organic and physical chemistry and elementary physics.  
C. Familiarity with personal computer operation word processing and spreadsheet software.  
D. Ability to learn computer aided design and geographical information applications software.  
E. Ability to plan, coordinate and execute a comprehensive, ongoing survey of commercial and industrial sewer users as required for evaluating their IPP legal and compliance status.  
F. Ability to plan, coordinate and execute sophisticated surveillance and enforcement activities in accordance with legal due process, as required, for acquiring evidence that is admissible in court.  
G. Ability to comprehend and describe the structure, design and use of complex equipment, systems, facilities and procedures as employed in industry, commerce and public utilities; and to evaluate plans, procedures, systems and equipment for preventing or abating water pollution.  
H. Ability to detect, observe, describe and document potential historic or existing violations of sewer-use regulations.  
I. Ability to comprehend and interpret complicated scientific and technical literature.  
J. Ability to evaluate and communicate complex technical and scientific information, both verbally and through written reports.  
K. Ability to read and interpret maps, blueprints, schematic diagrams and other abstract graphic representations.  
L. Ability to use and maintain sampling, monitoring and other field equipment.  
M. Ability to perform chemical, physical and biological analyses.  
N. Ability to perform arithmetic and algebraic calculations.

**NECESSARY SPECIAL REQUIREMENT(S):**

- Possession and maintenance of a valid Michigan Driver's License.
- Must have and maintain a telephone for after-hours communication purposes and be available on a standby basis.
- Must be medically certified and maintain medical certification and fit testing to wear and use respirators and self-contained breathing apparatus.

The Environmental Compliance Unit performs two major activities: (1) it monitors the performance of sewage treatment processes at the City sewage treatment plant, and monitors compliance with the plant's wastewater discharge permit and (2) It enforces City ordinances which regulate sewer use, and issues and enforces sewer-use permits, under the authority of those ordinances.



**Environmental Compliance Inspector – pg. 3**

**PHYSICAL DEMANDS:**

While performing the duties of this job, the employee regularly works in outside weather conditions. The employee regularly works near moving mechanical parts and is exposed to inclement conditions, fumes or airborne particles, traffic, toxic or caustic chemicals, risk of electrical shock and vibration. The employee is regularly required to reach with hands and arms and is required to stand and walk; and use hands to finger, handle, feel or operate objects, tools or controls. The employee is occasionally required to sit; climb or balance; stoop, kneel, crouch, or crawl; and talk or hear. The employee must frequently lift and/or move up to 25 pounds and occasionally lift and/or move more than 100 pounds. Specific vision abilities required by this job include close vision, and the ability to adjust focus.

**Classification History**

Established: Personnel 09/15/95

Revised: Personnel 02/17/98

Revised: Human Resources 07/16/03

Revised & Reallocated: Human Resources 10/07

**The job description does not constitute an employment agreement between the employer and employee and is subject to change by the employer as the needs of the employer and requirements of the job change.**

## **EXECUTIVE SECRETARY**

This is an at-will position under the direction of the Court Administrator. This position assists the Court Administrator with the administrative functions of the 68<sup>th</sup> District Court; performs complex and varied clerical and technical functions requiring a high degree of decision and confidentiality and requires considerable reading and frequent verbal interaction with others. The Executive Secretary assists the general public with court procedures, schedules meetings and interviews for the Administrative Staff, and performs related work as required.

### **ESSENTIAL FUNCTIONS:**

1. At the direction of the Court Administrator, initiates, implements, and follows through with projects designed to improve the effective and efficient operation of the Court.
2. Explains the Court's interpretation of the Michigan Court Rules and statutory provisions which is the basis for court policies and procedures.
3. Maintains administrative records and reports such as caseload reports, personnel records, purchase orders, vouchers, budget documents, key and access card assignments, juror records and related court and facility documents.
4. Prepares correspondence, confidential memoranda, reports, agendas, meeting summaries, forms and other documents related to the effective operation of the Court; conducts ordinary correspondence without review; uses court office automation system to create, maintain and file a variety of documents, schedule events; and communicate with other network users.
5. Receives and interviews citizens, criminal justice staff, vendors, media, jurors, witnesses, attorneys and others seeking information, requesting service, or making complaints related to the operation of the court both in person and by telephone.
6. Maintains effective contact with vendors, suppliers, and service technicians for court equipment including: copiers, computers, printers, typewriters, court recording equipment, telephones and other equipment.
7. Orders and maintains supplies.
8. Serves as American Disability Act Coordinator, and Family Medical Leave Act Coordinator.
9. Assists all court divisions in the development and preparation of all management reports including Secretary of State reports, Orders of Disqualifications, State Court Administrator Office, and Attorney General requests.

**VACANCY FILLED**

10. Oversees process servers and compliance with court rules.

11. Other duties as assigned.

**Job Qualifications:**

Minimum of five (5) years paid experience in the performance of responsible and difficult clerical work, preferably including some supervisory/administrative responsibility and/or experience in District Court.

Thorough knowledge of office practices and procedures and of business English and Mathematics.

Knowledge of legal terms, District Court procedures, and Michigan Court Rules is desirable.

- Ability to type fifty (50) net words per minute.
- Ability to carry out routine administrative and supervisory detail, independently in accordance with the policies of the Court.
- Ability to make decisions and exercise good judgment in the interest of the Court.
- Ability to use tact and diplomacy and maintain effective professional relationships with judges, officials, court employees, city employees and the general public.

# FIRE APPARATUS OPERATOR

F2-Q-09

GENERAL STATEMENT OF DUTIES: Operates and maintains a major piece of firefighting apparatus which may or may not involve combating, extinguishing and preventing fires; operates and maintains pumper, or other piece of fire apparatus; performs routine maintenance and housekeeping tasks in a fire station; performs related work as required.

SUPERVISION RECEIVED: Works under the direct supervision of a Sergeant or a Fire Officer of higher rank who assigns and reviews work for conformance with departmental orders and regulations.

## EXAMPLES OF DUTIES:

1. Drives fire apparatus to and from fires and has charge of its operation while there.
2. Keeps apparatus clean; see that fuel tank, oil system, and chemical tanks are filled and that it is in proper working order at all times.
3. Makes minor repairs and adjustments to the apparatus and reports problems to the appropriate personnel.
4. As a pumper operator, operates equipment at a fire, maintaining a water supply of adequate pressure and volume and is responsible for the operations and condition of equipment.
5. As a ladder, aerial ladder, or squad operator, not only operates the equipment at a fire but also combats, extinguishes and prevents fires as would any firefighter.
6. Participates in cleaning firefighting apparatus, hose and firehouse; participates in all tests of equipment to maintain it in immediate working condition.
7. Performs routine household duties in the upkeep of the station by cleaning, cooking, making beds; caring for heating plant, caring for grounds around station; painting or other miscellaneous work as assigned.
8. At a fire station, stands regular house watch for receiving fire or other emergency alarms and dispatching fire apparatus. Assists in communications center as required.
9. Assists in firefighting as required.
10. Will check and maintain any spare fire apparatus within the work location as designated by department scheduling.

## MINIMUM ENTRANCE REQUIREMENTS:

Education equivalent to completion of the twelfth school grade.

Ability to show Safety Training Officer or Apparatus Supervisor working knowledge of apparatus.

Knowledge of high school mathematics.

Familiarity with first aid methods.

Ability to learn a wide variety of specialized firefighting duties and methods within a reasonable period of time.

Ability to understand and to follow oral and written directions.

Ability to get along well with others.

Aptitude for mechanical work.

Physical requirements: Inasmuch as Firefighters are assigned to 2nd Driver/Fire Apparatus Operator position, divergence from physical standards may be expected.

## NECESSARY SPECIAL REQUIREMENTS:

Possession of a valid Michigan Driver's License.

## Classification History:

REVISED & RETITLED: CSC Mtg. 01/21/75

REVISED & RETITLED: Personnel 01/23/95

RC from Firefighter 1st Driver

**VACANCY FILLED**

# VACANCY FILLED

## CITY OF FLINT Position Description

Class Title:	Firefighter/EMT	Job Code Number:	F1-Q-011
Established:		Bargaining Unit:	Local 352

**GENERAL STATEMENT OF DUTIES:** Protects life and property by combating, extinguishing, and preventing fires; maintains Fire Department property, equipment, apparatus, and quarter in good condition; performs related work as required.

**SUPERVISION RECEIVED:** Works under the direct supervision of a Sergeant or a Fire Officer of higher rank who assigns and reviews work for conformance with departmental orders and regulations.

**ESSENTIAL DUTIES AND RESPONSIBILITIES:**

1. Responds to alarms with fire company.
2. Enters burning buildings with hose lines, operates nozzles and sprays a stream of water on a fire as directed; operates chemical hose, hand fire extinguishers and similar equipment as required.
3. Raises, lowers, and climbs ladders; ventilates burning buildings to carry off smoke and gases.
4. Removes persons from danger by individual or team methods, or by holding life nets.
5. Participates in overhauling operations to insure that fire is completely extinguished; performs salvage operations such as placing salvage covers, sweeping water and removing debris, gathering and returning ladders, hose, and other fire-fighting equipment to trucks; assists in all work in returning apparatus to service.
6. Administers first aid; operates aspirator, inhaler and resuscitator.
7. Takes part in training sessions on fire-fighting evolutions and techniques and fire prevention.
8. Assists in maintaining, testing and drying of hose.
9. At a fire station, stands regular house watch for receiving fire or other emergency alarms and dispatching fire apparatus. Assists in communication center as required.
10. Participates in cleaning fire-fighting apparatus, hose and firehouse; participates in all tests of equipment to maintain it in immediate working condition.
11. Performs routine household duties in the upkeep on the station by cleaning, cooking, making beds; caring for heating plant, caring for grounds around station; painting and minor repairs.
12. Inspects commercial and residential establishments for fire hazards; participates in fire prevention programs and activities.

**MINIMUM ENTRANCE REQUIREMENTS:**

- A. Proof of successful completion of the State of Michigan Firefighter I & II.
- B. Ability to perform a wide variety of Fire-fighting and Emergency Medical Technician duties within a reasonable period of time.
- C. Ability to understand and to follow oral and written directions.
- D. Ability to get along with others.
- E. Aptitude for mechanical work.
- F. Good physical condition, strength and agility.
- G. Ability to meet the physical, mental and visual standards of the job.
- H. Ability and willingness to work in a manner that will not needlessly endanger the safety to one's self, other persons, and equipment.

**NECESSARY SPECIAL REQUIREMENT(S):**

- Possession of a valid State of Michigan Driver's license.
- Possession and maintenance of a valid Michigan Department of Public Health Emergency Medical Technician License within one (1) year of appointment.
- Possession and maintenance of a valid State of Michigan Department of Public Health Advanced EMT License within four (4) years of appointment.

**NOTE:**

Any person hiring on as a Firefighter after January 24, 1977, will be required to take First Aide and Emergency Medical Technician Training, and can be required to act as a member of a "E" unit or ambulance crew.

**PHYSICAL DEMANDS:**

While performing the duties of this job, the employee is frequently required to stand; sit; walk; talk or hear; use hands to finger, handle or operate objects, tools or controls; and reach with hands and arms. The employee is occasionally required to climb or balance; stoop, kneel, crouch or crawl; taste or smell. The employee regularly works in outside weather conditions. The employee occasionally works near moving mechanical parts and in high, precarious places and is occasionally exposed to wet and/or humid conditions, fumes or airborne particles, toxic or caustic chemicals, risk of electric shock and vibration.

The employee must frequently lift and/or move up to 10 pounds and occasionally lift and/or move more than 100 pounds. Specific vision abilities required by this job include close vision, distance vision, color vision, peripheral vision, depth perception and the ability to adjust focus. The noise level in the work environment is usually moderate, except during certain Fire-fighting or EMT activities when noise levels may be loud.

**Classification History:**

Revised: CSC Mtg. 12/07/64, 02/09/71, 12/14/71

Retitled: CSC Mtg. 07/02/94

Revised: CSC Mtg. 01/21/75

Revised: Personnel 04/11/78, 01/06/83, 06/28/84

Revised: 10/21/04

Revised & Retitled: 06/03/05

**The job description does not constitute an employment agreement between the employer and employee and is subject to change by the employer as the needs of the employer and requirements of the job change.**

# VACANCY FILLED

## CITY OF FLINT Position Description

Class Title:	Fire Safety Training Officer	Job Code Number:	5A-Q-010
Established:		Bargaining Unit:	Local 352

**GENERAL STATEMENT OF DUTIES:** Develops and conducts the personnel training program in the Fire Department; responsible for the enforcement of departmental rules and regulations; ensures the safe, efficient, and effective operation of the Fire Department by assisting in areas of planning, training, budgeting, personnel, health, and safety; performs related work as required.

**SUPERVISION RECEIVED:** Works under the general supervision of the Fire Chief or his designee who reviews work through reports and inspections.

**SUPERVISION EXERCISED:** Exercises supervision over all firefighting units while in the process of training; functions as a safety officer; liaison to the incident commander at all multi-alarm incidents and rescue operations.

### **ESSENTIAL DUTIES AND RESPONSIBILITIES:**

1. Assists the Fire Chief in the enforcement of the Fire Department's Occupational Safety and Health Program; maintains knowledge of current federal, state, and local laws regulating firefighters occupational safety and health.
2. Identifies training and safety needs of the Fire Department; coordinates the development of programs; evaluates performance, and provides feedback to the Fire Chief or his designee; arranges Fire Fighter I and II Training School for probationary firefighters in accordance with State of Michigan requirements; coordinates the in-service training at stations with the specialized training at the departmental training grounds; integrates and correlates the training program with the policies and practices of the department.
3. Maintains all fire department probationary personnel records; maintains fire department records of all training, accidents, occupational deaths, injuries, illnesses, and exposures.
4. May act as liaison between various inter-departmental and intra-departmental government agencies and the Flint Fire Department during training activities.
5. Assists the Fire Chief or his designee in developing and compiling annual reports and budget information.
6. Oversees the development, review, and revision of rules, regulations, and standard operating procedures of training and safety programs.
7. Identifies and analyzes health and safety hazards in accordance with the provisions of NFPA 1500, 1521 (Safety Officer), and 1561 (Health and Safety); manages the collection and analysis of investigative information of accidents, health and safety hazards, and develops corrective actions to prevent re-occurrences.
8. Schedules annual apparatus pump testing, and apparatus driving/operation training and certification for all driver/operators in accordance with Michigan Department of Transportation; conducts and/or supervises the evaluation of new equipment; performs periodic inspections and service testing of personnel safety equipment.
9. Facilitates all specialized training for departmental personnel as deemed necessary by the Fire Chief (i.e. Stress Debriefing, etc.).
10. Supervises or coordinates the Emergency Management Preparedness disaster program through the local emergency planning committee.
11. Responds to multiple alarm fires as designated by the Fire Chief or designee to monitor all safety procedures and regulations on the fire ground; acts as liaison to the incident commander.

12. Responsible for effectuating immediate correction of any situations that are or may create an imminent hazard to fire personnel, and reporting action to the incident commander.

13. Attends Health/Safety Committee meetings as designated by the Fire Chief.  
**Fire Safety Training Officer – pg. 2 of 3**

**EXAMPLES OF DUTIES: (con't)**

14. Provides comprehensive reports to the Fire Chief or designee on request

**MINIMUM ENTRANCE REQUIREMENTS:**

- A. At least one (1) year's experience as a Fire Suppression Captain or Lieutenant.
- B. Extensive knowledge of the principles, practice, procedures, and equipment of modern firefighting and of the saving of lives and property.
- C. Extensive knowledge of planning, organizing and conducting training programs.
- D. Extensive knowledge of the rules and regulations of the Department.
- E. Working knowledge of the laws and ordinances pertaining to fire prevention.
- F. Considerable skill in determining and planning procedures to effectuate training programs.
- G. Considerable knowledge of the geography of the City, location of water mains, and major fire hazards located within the City.
- H. Ability to appraise the principle fire hazards in an assigned district.
- I. Ability to meet and deal effectively with the public.
- J. Demonstrated ability to lead men and give orders effectively.
- K. Ability to meet the physical, mental, and visual standards of the job.
- L. Ability and willingness to work in a manner that will not needlessly endanger the safety to one's self, other persons, and equipment.

**NECESSARY SPECIAL REQUIREMENT(S):**

- Must be certified as State Fire Services Instructor within one (1) year after accepting position. (Failure will result in demotion).
- Successful completion of Fire Officer I, and II within one (1) year of appointment. (Failure will result in demotion),
- If not already obtained, must acquire 15 credit hours of job related college courses within one (1) year of appointment. (Failure will result in demotion).
- Must have valid Michigan Driver's License.

**PHYSICAL DEMANDS:**

While performing the duties of this job, the employee is frequently required to stand; sit; walk; talk or hear; use hands to finger, handle or operate objects, tools or controls; and reach with hands and arms. The employee is occasionally required to climb or balance; stoop, kneel, crouch or crawl; taste or smell. The employee regularly works in outside weather conditions. The employee occasionally works near moving mechanical parts and in high, precarious places and is occasionally exposed to wet and/or humid conditions, fumes or airborne particles, toxic or caustic chemicals, risk of electric shock and vibration. The employee must frequently lift and/or move up to 10 pounds and occasionally lift and/or move more than 100 pounds. Specific vision abilities required by this job include close vision, distance vision, color vision, peripheral vision, depth perception and the ability to adjust focus. The noise level in the work environment is usually moderate, except during certain Firefighting or EMT activities when noise levels may be loud.

**Classification History:**

Revised: CSC MTG. 06/11/68  
Revised: Personnel 03/23/82, 07/20/84, 05/12/88  
Revised, Retitled & Reclassified: Personnel 01/23/95  
(from Fire Training Officer)  
Revised: Personnel 03/16/01  
Revised: Human Resources 07/08/13

The job description does not constitute an employment agreement between the employer and employee and is subject to change by the employer as the needs of the employer and requirements of the job change.



# VACANCY FILLED

## CITY OF FLINT Position Description

Class Title:	Fire Suppression Lieutenant	Job Code Number:	F3-Q-014
Established:		Bargaining Unit:	Local 352

**GENERAL STATEMENT OF DUTIES:** Commands the activities of the personnel, apparatus, and equipment of a Fire Station on an assigned shift; commands and participates in fire suppression and emergency medical services; performs related work as required.

**SUPERVISION RECEIVED:** Works under the supervision of a Captain or Fire Officer of higher rank who assigns and reviews work for conformance with departmental rules and regulations.

### **ESSENTIAL DUTIES AND RESPONSIBILITIES:**

1. Supervises the activities of fire personnel at a fire or other emergencies; makes decisions as to the best methods of extinguishing fire and saving lives until relieved of command by a superior officer; and participates in the firefighting, rescues, and salvage work.
2. Supervises the placing of apparatus, laying of hose lines, placing of ladders and salvage covers, direction and pressure of water streams, ventilation of building, rescuing of persons, administering of emergency medical assistance; directs the overhauling and cleaning up of premises and sees that all company equipment is returned to its proper place after the fire has been extinguished.
3. Supervises the cleaning and care of firefighting and emergency medical apparatus, equipment, quarters, and grounds; assigns members of company to routine household duties such as cleaning, cooking, painting, etc.
4. Trains company personnel in emergency medical and firefighting techniques; makes periodical inspections of the district to become familiar with locations, protection facilities; and building layouts.
5. Develops phone watch schedules; prepares time records, maintains company records and reports.
6. Inspects all types of buildings for familiarization and firefighting preplanning; participates in fire prevention programs and activities.

### **MINIMUM ENTRANCE REQUIREMENTS:**

- A. At least one year's experience as a Fire Suppression Sergeant.
- B. Considerable knowledge of the principles, practices, and procedures of modern firefighting and of rules and regulations of the Fire Department.
- C. Knowledge of fire prevention methods and of City ordinances relating to fire prevention; knowledge of emergency medical methods and skill in their application.
- D. Working knowledge of the operation and use of the various types of firefighting apparatus and equipment used by the Fire Division.
- E. Working knowledge of the geography of the City.

**MINIMUM ENTRANCE REQUIREMENTS: (con't)**

- F. Ability to understand and execute oral instructions.
- G. Ability to keep routine records and write clear and comprehensive reports.
- H. Ability to meet and deal effectively with the public.
- I. Ability to establish and maintain effective working relationships with subordinates, peers, supervisors, and administrative personnel.

**PHYSICAL DEMANDS:**

While performing the duties of this job, the employee is frequently required to stand; sit; walk; talk or hear; use hands to finger, handle or operate objects, tools or controls; and reach with hands and arms. The employee is occasionally required to climb or balance; stoop, kneel, crouch or crawl; taste or smell. The employee regularly works in outside weather conditions. The employee occasionally works near moving mechanical parts and in high, precarious places and is occasionally exposed to wet and/or humid conditions, fumes or airborne particles, toxic or caustic chemicals, risk of electric shock and vibration.

The employee must frequently lift and/or move up to 10 pounds and occasionally lift and/or move more than 100 pounds. Specific vision abilities required by this job include close vision, distance vision, color vision, peripheral vision, depth perception and the ability to adjust focus. The noise level in the work environment is usually moderate, except during certain Firefighting or EMT activities when noise levels may be loud.

**Classification History**

Revised: CSC MTG. 06/17/63

Revised: Personnel 05/22/79, 05/19/83, 12/03/86

**The job description does not constitute an employment agreement between the employer and employee and is subject to change by the employer as the needs of the employer and requirements of the job change.**

# VACANCY FILLED

## CITY OF FLINT Position Description

Class Title:	Fire Suppression Sergeant	Job Code Number:	F2-Q-013
Established:		Bargaining Unit:	Local 352

**GENERAL STATEMENT OF DUTIES:** Supervises a fire company and, in the absence of the commanding officer, assumes command of the fire station and respective duties during an assigned shift; personally participates in firefighting, rescues, and salvage work; performs related work as required.

**SUPERVISION RECEIVED:** Works under the direct supervision of a Fire Suppression Lieutenant or officer of higher rank who makes assignments and reviews work for conformance with departmental orders and regulations.

**SUPERVISION EXERCISED:** Exercises working supervision over a number of firefighters; assumes command of a fire station in the absence of the commanding officer; enforces department rules and regulations and maintains discipline.

### **ESSENTIAL DUTIES AND RESPONSIBILITIES:**

1. Supervises the activities, personnel, and apparatus of a fire company at the station and at fires; takes charge of the station in absence of unit officer, instructing and assigning personnel to such duties as cleaning and maintaining quarters, grounds and the care and cleaning of equipment.
2. Assumes command of apparatus and fire personnel at a fire or other emergencies; supervising such activities as raising ladders, salvaging property, rescuing persons and providing emergency medical assistance.
3. Performs, as necessary, duties of an officer of an assigned company and/or those of a regular firefighter by operating equipment at a fire; connects up and handles hose lines and nozzle, turns water off and on, puts up ladders, uses chemical extinguishers, axes, bars, hooks life lines and salvages property.
4. Keeps company records and makes out reports as required and directed by an officer.
5. As assigned conducts pre-fire planning, inspection of district to become familiar with location, building lay-out and fire protection facilities.
6. Inspects all types of buildings for fire hazards and familiarization; participates in fire prevention programs and activities including dwelling inspections.
7. Assists in instructing firefighters in firefighting techniques.

**MINIMUM ENTRANCE REQUIREMENTS:**

- A. Those members of the uniformed service of the Flint Fire Department who have at least three (3) years of seniority in the Fire Suppression Division as of the filing deadline.
- B. Working knowledge of the principles, practices and procedures of modern firefighting and the rules and regulations of the Fire Department.
- C. Knowledge of first aid methods and skill in their application.
- D. Working knowledge of the operation and use of the various types of firefighting apparatus and equipment used by the Fire Suppression Division.
- E. Working knowledge of the geography of the city.
- F. Ability to understand and execute oral instructions.
- G. Ability to keep routine records and write clear and comprehensive reports.
- H. Ability to meet and deal effectively with the public.
- I. Ability to meet the physical, mental and visual standards of the job.
- J. Ability and willingness to work in a manner that will not needlessly endanger the safety to ones' self, other persons and equipment.
- K. Ability to establish and maintain effective working relationships with subordinates, peers, supervisors and administrative personnel.

**NECESSARY SPECIAL REQUIREMENT:**

- Successful completion of Fire Officer I and Fire Officer II courses or fifteen (15) hours of job related college courses.

**PHYSICAL DEMANDS:**

While performing the duties of this job, the employee is frequently required to stand; sit; walk; talk or hear; use hands to finger, handle or operate objects, tools or controls; and reach with hands and arms. The employee is occasionally required to climb or balance; stoop, kneel, crouch or crawl; taste or smell. The employee regularly works in outside weather conditions. The employee occasionally works near moving mechanical parts and in high, precarious places and is occasionally exposed to wet and/or humid conditions, fumes or airborne particles, toxic or caustic chemicals, risk of electric shock and vibration.

The employee must frequently lift and/or move up to 10 pounds and occasionally lift and/or move more than 100 pounds. Specific vision abilities required by this job include close vision, distance vision, color vision, peripheral vision, depth perception and the ability to adjust focus. The noise level in the work environment is usually moderate, except during certain Firefighting or EMT activities when noise levels may be loud.

**Classification History**

Revised: CSC MTG. 01/21/63

Revised: Personnel 05/22/79, 11/21/84, 12/23/91

Retitled & Revised: Personnel 05/12/92

Revised: Personnel 08/20/96, 05/12/98

Revised: Per contract ratification 09/11/07

**The job description does not constitute an employment agreement between the employer and employee and is subject to change by the employer as the needs of the employer and requirements of the job change.**

**GENERAL STATEMENT OF DUTIES:** Maintains the grounds, plants, flowers, and shrubs of City Hall and Riverbank Park; performs semi-skilled mechanical maintenance tasks on water fixtures and systems, structural lawn equipment, and makes minor repairs and adjustments to mechanical equipment; performs related work as required.

**SUPERVISION RECEIVED:** Works under the supervision of an employee of higher grade who monitors and reviews work for proper completion.

**SUPERVISION EXERCISED:** Exercises working supervision over a small number of employees engaged in routine and less skilled grounds maintenance work.

**EXAMPLES OF DUTIES:**

1. Maintains the grounds of City Hall and Riverbank Park using a variety of equipment, such as mowers, tractors, chain saws, pole saws, and snow removal equipment.
2. Lays out and builds paths, walkways, and hedges; plants lawns and shrubs in and around such areas.
3. Plants bulbs, flowers, trees, and shrubs; cultivates, sprays, fertilizes, prunes, weeds, and waters lawns, flowers, shrubs and trees. Seeds lawns.
4. Removes snow and ice from sidewalks, drives, and other public thoroughfares.
5. Performs a variety of semi-skilled mechanical maintenance tasks such as maintaining and repairing sprinkling systems, picnic tables, and benches. Performs mechanical maintenance tasks on the Grand Fountain, Arcamede Screw, and Fabri Dam at Riverbank Park. Assists in the installation of repaired pumps.
6. Makes minor repairs and adjustments to equipment used in grounds maintenance; operates a pickup and dump truck.
7. Maintains an inventory of supplies and requests and recommends the acquisition of equipment and supplies. Maintains related records.
8. Supervises a small crew engaged in unskilled manual labor in the maintenance of parks and grounds.
9. Performs custodial duties.

**MINIMUM ENTRANCE REQUIREMENTS:**

At least 2 years experience in performing park and grounds maintenance work, with at least one year having been in Parks & Forestry.

Working knowledge of the propagating, planting, cultivating, pruning and care of plants, flowers, shrubs, trees and lawns.

Ability to perform semi-skilled maintenance tasks.

Ability to assign and direct the work of a group of unskilled workers.

Ability to perform heavy manual labor.

Ability to perform routine servicing of grounds maintenance equipment.

Ability to operate automotive and grounds maintenance equipment in a safe and skilled manner.

Ability to meet the public courteously and tactfully.

Ability to meet the physical, mental, and visual standards of the job.

Ability and willingness to work in a manner that will not needlessly endanger the safety to one's self, other persons, and equipment.

**VACANCY FILLED**

Ability to establish and maintain effective working relationships with subordinates.

**NECESSARY SPECIAL REQUIREMENT:**

A State of Michigan Driver's License at time of appointment.

(NOTE: A Commercial Driver's License Type B may be required in the future.)

**Classification History:**

REVISED:	CSC Mtg 05/15/61
REVISED AND REALLOCATED:	CSC Mtg 09/14/71
REVISED:	Personnel 08/18/82
REVISED AND REALLOCATED:	Wage Inequity 07/01/83
REVISED:	Personnel 09/11/91, 12/01/98

**CITY OF FLINT**  
**Position Description**

**VACANCY FILLED**

Class Title:	Legal Records Clerk	Job Code Number:	14-C-054
Established:	April 15, 1975	Bargaining Unit:	Exempt

**GENERAL STATEMENT OF DUTIES:**

Performs a variety of moderately difficult clerical duties in a legal office; types and processes a range of legal and administrative work. Performs related clerical work as required.

**SUPERVISION RECEIVED:**

Works under the direct supervision of the Chief Legal Officer or his/her designee.

**ESSENTIAL DUTIES AND RESPONSIBILITIES:**

1. Types from rough draft a variety of legal forms, agreements, contracts, pleadings, letters, memos, and other related items using Microsoft Word.
2. Develops, formats and tracks the forms, documents and logs needed to ensure compliance to FOIA requests; monitors and maintains FOIA payment requests, accounts for funds, and ensures deposits are made in a timely manner.
3. Prepares and completes forms for legal documents, pleading, subpoenas, etc. according to established guidelines and procedures; maintains calendar and court dockets; performs incidental typing.
4. Assembles a variety of legal documents, opinions, and other forms relating to court hearings and city council agenda and action items; schedules depositions, contacts witnesses, notifies and keeps insurance companies updated on lawsuits.
5. Prepares payroll, maintains leave records, prepares requisitions, maintains petty cash and the law department payables and receivables, and disburses checks for lawsuit settlement.
6. Types letters, memos, opinions, pleadings, leases, agreements, resolutions, ordinances and the like.
7. Performs a variety of miscellaneous duties to include routing of mail, scheduling of meetings and appointments, greets the public, answers the phone, works with other departments, operates a variety of office machines including electronic filing, storage, and retrieval equipment.
8. Assists in preparation of annual departmental budget, tracks accounts payable, makes necessary transfers and maintains office Petty Cash account.
9. Manages fire insurance files within the law department; responds to all matters involving such files which do not require attorney participation.

**MINIMUM ENTRANCE REQUIREMENTS:**

- A. At least one (1) year of paid work experience in a legal office.
- B. Working knowledge of legal office practices and procedures, terminology, and guidelines with respect to City, State and Federal Courts.
- C. Demonstrated use of Microsoft Word, Excel and other applicable software.
- D. Ability to type at the rate of forty (40) net words per minute.
- E. Ability to recognize and maintain the confidentiality of the Law Department.
- F. Ability to prepare and maintain moderately difficult records and to prepare reports and tabulations from such records.

- G. Ability to compose letters and reports using proper business English, spelling and arithmetic.
- H. Ability to maintain effective working relationships with other employees, public officials, judges, attorneys, and the general public.
- I. Ability to understand and follow written and oral instruction.

**NECESSARY SPECIAL REQUIREMENTS**

- \* Ability to become a Notary Public

**PHYSICAL DEMANDS:**

While performing the duties of this job, the employee is frequently required to sit and to use hands to finger, handle, or feel objects. The employee is often required to talk or hear. The employee is occasionally required to walk or stand and reach with hands and arms.

The employee must occasionally lift and/or move up to 10 pounds. Specific vision abilities required by this job include close vision and ability to adjust focus.

**Classification History:**

Established: CSC Mtg. 04-15-75

Revised: CSC Mtg. 06-17-75

Reallocated: Personnel 03-14-77

Revised & Reallocated: Personnel 06-18-95, 11-18-96, 07-17-98

Revised: Personnel 01-15-02

Reallocated & Revised: Human Resources 12-14-06

Reallocated (per settlement agreement): 12-18-06

Revised: Human Resources: 02-20-12

The job description does not constitute an employment agreement between the employer and employee and is subject to change by the employer as the needs of the employer and requirements of the job change.



# VACANCY FILLED

EFM SUBMISSION NO.: EME0812013.1

PRESENTED: 1-31-14

ADOPTED: 2-7-14

BY THE EMERGENCY FINANCIAL MANAGER:

## RESOLUTION TO EMPLOY THE SERVICES OF NATALIE PRUETT AS TEMPORARY MANAGEMENT ANALYST

Pursuant to the authority granted the Emergency Financial Manager by Public Act 72, Natalie Pruett shall be employed by the City of Flint Planning and Development Department performing assignments related to policy/planning analysis and support to the Chief Planning Officer. Ms. Pruett employment with the City of Flint shall be at the will of the Chief Planning Officer until such time as she determines that her employment shall cease or until the grant funding is no longer available. Funding has been identified and approved for the amount of \$20,000.00 from the Charles Stewart Mott Foundation Comprehensive Master Plan grant (Grant No. 2011-006644.01)

Natalie Pruett shall be compensated at a rate of \$25.00 per hour, which is budgeted and funded from the Charles Stewart Mott Foundation Comprehensive Master Plan Grant (Account #296-690.402-702.100) paid in biweekly installments consistent with established written policies and procedures of the City of Flint.

Natalie Pruett shall receive fringe benefits at a rate of 10.49% of wages coming from line item "Other Fringes" (Account #296-690.402-719.100). No other benefits shall be provided.

**IT IS RESOLVED**, that the Emergency Manager shall, on behalf of the City of Flint, appoint Natalie Pruett under the terms and conditions stated above.

APPROVED AS TO FORM:

  
Peter M. Bade, Chief Legal Officer

APPROVED AS TO FINANCE:

  
Gerald Ambrose, Finance Director

For

EM DISPOSITION:

ENACT X

REFER TO COUNCIL \_\_\_\_\_

FAIL \_\_\_\_\_

  
Darnell Earley, Emergency Manager

DATED: 02-7-14

BSA 3/11/14  
eff: 2/16/14  
PS  
2/25/14

## RESOLUTION STAFF REVIEW FORM

**DATE:** January 30th, 2014

**Agenda Item Title:** Resolution to Employ the Services of Natalie Pruett as a Temporary Management Analyst

**Prepared By:** Matthew Williams, Associate Planner

**Background/Summary of Proposed Action:**

The Charles Stewart Mott Foundation Comprehensive Master Plan Grant (Grant No. 2011-006644.01) has approved \$20,000.00 from the direct wages line item (Account #296-690.402-702.000)

The Chief Planning Officer has requested support requiring a higher skill level management analyst to help carry out functions related to the implementation of the Master Plan. Assistance is needed in conducting complex policy/planning analyses, program evaluation and performance management studies. Additional assistance is needed in order to carry out these implementation activities. Ms. Pruett will be performing assignments related to policy and planning studies and support to the Chief Planning Officer.

The temporary Management Analyst will work an average of 20-29 hours per week and would not be paid benefits. A wage of \$25.00 per hour has been allocated for this position with fringe benefits at a rate of 10.49%, paid in biweekly installments consistent with established written policies and procedures of the City of Flint.

**Financial Implications:**

This position is budgeted and funded from the Charles Stewart Mott Foundation Comprehensive Master Plan Grant (Grant No. 2011-006644.01). Ms. Pruett shall be compensated at a rate of \$25.00 per hour (Account #296-690.402-702.000) and receive fringe benefits at a rate of 10.49% of wages coming from line item "Other Fringes" (Account #296-690.402-719.100). No other benefits shall be provided.

**Budgeted Expenditure:** Yes ☒ No ☐ Please explain, if no: \_\_\_\_\_

**Pre-encumbered:** Yes ☒ No ☐ Charles Stewart Mott Foundation Comprehensive Master Plan Grant (2011-06644.01)

**Staff Recommendation:**

The Director of Department of Planning and Development/Chief Planning Officer recommends approval of this resolution.

**Staff Person:**

*Megan Hunter*

Megan Hunter, Chief Planning Officer, Director of Planning and Development

# VACANCY FILLED

## CITY OF FLINT Position Description

Class Title:	Police Captain	Job Code Number:	28-P-015
Established:		Bargaining Unit:	PLTC

**GENERAL STATEMENT OF DUTIES:** Plans, organizes, directs, coordinates and evaluates the operation of a division or assigned area of responsibility or significant and complex program in the department or a bureau. Assigns and directs divisional personnel; maintains and enforces discipline; performs related work as required.

**SUPERVISION RECEIVED:** Works under the supervision of a Deputy Police Chief, Assistant Chief or the Chief of Police.

**SUPERVISION EXERCISED:** Exercises supervision over Lieutenants, Sergeants, Police Officers, Police Officer Recruits and civilian employees within an assigned area of responsibility; acts as Officer-in-Charge in absence of a Deputy Police Chief.

### **ESSENTIAL DUTIES AND RESPONSIBILITIES:**

1. Supervises, plans, schedules, assigns and evaluates subordinate personnel, within a Division/Bureau or assigned project; maintains discipline; provides instruction and technical assistance.
2. Coordinates, organizes, directs, and reviews the activities of an assigned area of responsibility; confers with personnel on cases and projects, giving instructions, advice and assistance when needed; prepares or supervises the preparation of records, reports, and correspondence.
3. Identifies and monitors problem areas within an assigned area of responsibility; responds to employee complaints and grievances; responsible for conducting investigations regarding Police Department Personnel; keeps supervisor informed; recommends appropriate action; conducts inspections as required.
4. Meets and confers with immediate supervisor to apprise and keep informed of activities, problem areas, and events of significance occurring which could affect the Division, Bureau, Department or City.
5. Insures that subordinate supervisors assigned to their area of responsibility properly plan, assign, direct, supervise, and coordinate personnel and assignments, and evaluates quality of performance.
6. Conducts or participates in the more difficult or complex projects, programs or assignments; investigates complaints concerning possible violation of departmental rules and regulations by subordinate employees and makes recommendations concerning appropriate action; enforces discipline as directed.
7. Attends public meetings, and addresses the public as required; addresses school groups, clubs, and civic organizations on police policy, procedures and the prevention of crime.
8. Assists in the budgetary process by recommending staffing and equipment needs for his particular area of responsibility. Evaluates resource needs as assigned and requisitions supplies, materials, and equipment.
9. Coordinates divisional activities with other divisions within the bureau as well as other units of the department, government, and law enforcement agencies as directed.
10. Attends, coordinates, or conducts meetings, conferences, and training related to assigned area of responsibility.

**ESSENTIAL DUTIES AND RESPONSIBILITIES:** (con't)

11. Reviews reports prepared by subordinates and provides technical advice and assistance as needed.
12. Performs, as occasion demands, the duties of Deputy or Assistant Chief of Police in his absence and those of a Deputy District Court Clerk in the signing of complaints and warrants; serves on trial board within Police Department, as required.

**MINIMUM ENTRANCE REQUIREMENTS:**

- A. At least six years experience in the Flint Police Department immediately prior to the deadline date for filing for the promotional examination, the last year of which must have been in the rank of Police Lieutenant.
- B. Knowledge of modern police administrative methods, organization and procedures.
- C. Knowledge of pertinent Federal, State and Municipal laws and ordinances and departmental rules and regulations.
- D. Knowledge of police and governmental Civil Liability.
- E. Knowledge of police training principles and methods.
- F. Ability to gather information and develop written and oral reports.
- G. Ability to evaluate information obtained in investigations.
- H. Ability to interpret departmental procedures, rules and regulations, and policies.
- I. Ability to analyze problem situations and to make decisions.
- J. Ability to plan, assign, supervise and review varied police work.
- K. Ability to deal courteously and effectively with police personnel, administrators and the general public.
- L. Ability to meet the physical, mental and visual standards of the job.
- M. Ability and willingness to work in a manner that will not needlessly endanger the safety to one's self, other persons and equipment.

**NECESSARY SPECIAL REQUIREMENTS:**

- Possession of a valid State of Michigan driver's license.

**PHYSICAL DEMANDS:**

While performing the duties of this job, the employee is frequently required to sit and talk or hear. The employee is occasionally required to stand; walk; use hands to finger, handle or feel objects, tools or controls; reach with hands and arms; climb or balance; stoop, kneel, crouch or crawl; taste or smell. The employee must occasionally lift and/or move more than 100 pounds. Specific vision abilities required by this job include close vision, distance vision, color vision, peripheral vision, depth perception and the ability to adjust focus.

While performing the duties of this job, the employee frequently works in outside weather conditions. The employee occasionally works near moving mechanical parts; in high, precarious places; and with explosives and is occasionally exposed to wet and/or humid conditions, fumes or airborne particles, toxic or caustic chemicals, extreme cold, extreme heat and vibration.

**Classification History:**

Revised: CSC 02-20-61, 06-26-67 & 03-26-68

Reallocated: CSC 11-11-69

Reactivated & Revised: Personnel 02-21-86

Revised: Personnel 12-27-94

Revised: Human Resources 07-08-04

The job description does not constitute an employment agreement between the employer and employee and is subject to change by the employer as the needs of the employer and requirements of the job change.

**CITY OF FLINT**  
**Position Description**

**VACANCY FILLED**

<b>Class Title:</b>	<b>Police Chief</b>	<b>Job Code Number:</b>	<b>N/A</b>
<b>Established:</b>	<b>November 2002</b>		<b>Appointed</b>

**GENERAL STATEMENT OF DUTIES:**

Directs the operations and services of the Police Department of the City to preserve the public peace and order. Administers the enforcement of all laws, ordinances, codes and regulations to protect lives and property of the citizens of City.

**SUPERVISION RECEIVED:**

Appointed by the Mayor and works under the direction of the City Administrator, who reviews work for effectiveness through conferences and reports.

**SUPERVISION EXERCISED:**

Supervises the Deputy Police Chief directly and other department staff, officers or volunteers through subordinate officers.

**ESSENTIAL DUTIES AND RESPONSIBILITIES:**

1. Recommends to the Mayor, policies and procedures to maintain or establish effective enforcement of laws and ordinances. Plans, directs, and manages the operation of the Police Department coordinating functions and activities to attain effective law enforcement.
2. Develops and implements administrative policies designed to maintain or increase the general efficiency and effectiveness of the Police Department.
3. Meets and confers with citizens, groups, and representatives of organizations to discuss departmental activities and matters of public interest. May represent the Mayor in explaining City policy and procedures to the citizens in regards to law enforcement and Police departmental policy and procedures.
4. Initiates research studies and surveys to provide the basis for implementing change and the most effective and efficient assignment of Police manpower.
5. Directs the preparation and revision of rules and regulations for the Police Department and their enforcement.

**MINIMUM ENTRANCE REQUIREMENTS:**

- A. Seven (7) years progressively responsible police command and managerial experience.
- B. Bachelor's degree or equivalency in criminal justice or related field preferred.

**PHYSICAL DEMANDS:**

The physical demands described here are representative of those that must be met by an employee to successfully perform the essential functions of this job. Reasonable accommodations may be made to enable individuals with disabilities to perform the essential functions.

While performing the duties of this job, the employee is frequently required to sit and talk or hear, use hands to finger, handle, feel or operate objects, tools, or controls; and reach with hands and arms. The employee is occasionally required to walk.

The employee must occasionally lift and/or move up to 25 pounds. Specific vision abilities required by this job include close vision and the ability to adjust focus.

**Classification History**

Established: November 2002

**The job description does not constitute an employment agreement between the employer and employee and is subject to change by the employer as the needs of the employer and requirements of the job change.**

## CITY OF FLINT Position Description

Class Title:	Police Lieutenant	Job Code Number:	25-P-014
Established:	July 10, 1973	Bargaining Unit:	PLTCPA

**GENERAL STATEMENT OF DUTIES:** Supervises sergeants, police officers, and civilians engaged in law enforcement duties and support activities; supervises and conducts police training programs; supervises community relations programs; supervises and participates in investigative activities and provides advice on investigations to sergeants and police officers. Performs relate work as required.

**SUPERVISION RECEIVED:** Works under the supervision of a Police Captain or an administrative employee of higher rank.

**SUPERVISION EXERCISED:** Exercises working supervision over sergeants, police officers and civilian employees engaged in patrol, traffic or investigative duties and support activates; acts as Officer-In-Charge in the absence of a Police Captain.

### **ESSENTIAL DUTIES AND RESPONSIBILITIES:**

1. Supervises the activities of a police patrol on an assigned shift including Sergeants, Police Officers and others; makes necessary inspections of employees on this shift and evaluates the quality of performance of employees under his/her supervision.
2. Supervises and directs, as assigned, a detail or squad of Sergeants in the control, detection, and elimination of crime or the investigation of the practices, associations and haunts of criminals; may investigate cases as required.
3. Supervises, when assigned to the patrol/traffic division, Sergeants in assuring that roll call is properly administered and that laws are enforced by officers under command in assignment of details and reassignment of personnel to meet emergencies and special events.
4. Reviews and assigns complaints; conducts, concludes and reviews results of investigations of crime or is assigned on a full/time basis, with responsibility for results to one ore more of the major details of criminal activity such as homicide, robbery, theft, arson, burglary, fraud, vice, automobile, juvenile or sexual offenses; reviews investigations with Prosecutor.
5. Supervises community policing activities. Develops programs to improve communication and understanding between the Police Department and various groups and individuals in the community.
6. Supervises sworn and civilian personnel engaged in support activities of the department.
7. Responsible for conducting investigations regarding Police Department Personnel and conducting inspections of all Police Department Bureaus.
8. Performs, as occasion demands, the duties of higher ranking officers in their absence and those of a deputy court clerk in the signing of complaints and warrants; serves on trial board within Police Department as required.
9. Assists outside police agencies in the investigation of crime and locating witnesses for crimes committed outside City of Flint; attends autopsies and confers with the Medical Examiner concerning questionable deaths. Arraigns prisoners; prepares reports and maintains records pertaining thereto.
10. Conducts surveillance and supervises the conduction of surveillance by subordinates.
11. Maintains and supervises the maintenance of modus operandi and criminal photograph files in such categories as burglary, arson, vice, hold-up, shoplifting and narcotics. Maintains an irregular patrol of the City in a police car as a means of inspecting the work of Police Officers and Sergeants on duty.
12. Assumes charge of police activities on scene in case of large fires, riots or other major emergencies.
13. Develops and is responsible for the implementation of in-service training programs, federally funded police projects, and research projects pertaining to equipment, uniforms, policies, procedures, training and grants; speaks before school groups and civic organizations on crime prevention.

**MINIMUM ENTRANCE REQUIREMENTS:**

- A. Education equivalent to completion of high school.
- B. Five (5) years of experience in the Flint Police Department immediately prior to the deadline date for filing for the promotional examination, at least (1) year of which must have been in the rank of Sergeant.
- C. Thorough knowledge of the rules and regulations of the Police Department and of pertinent federal, state and city laws.
- D. Thorough knowledge of modern approved principles, practices, and procedures in the investigation and prevention of crime and the apprehension of criminals.
- E. Considerable knowledge of the rules relating to the admission of evidence in court procedures.
- F. Ability to analyze involved police problems.
- G. Ability to plan, assign and review varied police and investigating work.
- H. Ability to deal courteously but firmly with the general public.
- I. Ability to meet the physical, mental, and visual standards of the job.
- J. Ability and willingness to work in a manner that will not needlessly endanger the safety to one's self, other persons and equipment.

**LINE OF PROMOTION:**

- Sergeant to Police Lieutenant

**NECESSARY SPECIAL REQUIREMENT(S):**

- Possession of a valid State of Michigan Driver's License.

**PHYSICAL DEMANDS:**

While performing the duties of this job, the employee is frequently required to sit and talk or hear. The employee is occasionally required to stand; walk; use hands to finger, handle or feel objects, tools or controls; reach with hands and arms; climb or balance; stoop, kneel, crouch or crawl; taste or smell. The employee must occasionally lift and/or move more than 100 pounds. Specific vision abilities required by this job include close vision, distance vision, color vision, peripheral vision, depth perception and the ability to adjust focus.

The employee must be able to withstand exposure to traffic hazards continuously; withstand exposure to weather, wet conditions, high noise levels, hazardous materials and personal danger occasionally.

The employee may, at any time, be at risk of personal danger including, but not be limited to, the result of an intentional attack by people and/or animals as well as environmental hazards.

The employee frequently works in outside weather conditions. The employee occasionally works near moving mechanical parts; in high, precarious places; and with explosives and is occasionally exposed to wet and/or humid conditions, fumes or airborne particles, toxic or caustic chemicals, extreme cold, extreme heat and vibration.

**Classification History:**

Established: 07/10/73

(combined Police Lieutenant and Det. Lieutenant into one reallocated class)

Revised: Personnel 11/07/80, 06/27/83, 05/05/86

The job description does not constitute an employment agreement between the employer and employee and is subject to change by the employer as the needs of the employer and requirements of the job change.

## CITY OF FLINT Position Description

Class Title:	Police Officer	Job Code Number:	18-P-012
Established:		Bargaining Unit:	FPOA

**GENERAL STATEMENT OF DUTIES:** Patrols the City of Flint to prevent crime, arrest violators of law, protect life and property, investigate traffic accidents, control traffic and maintain law and order; performs related work as required.

**SUPERVISION RECEIVED:** Works under the supervision of a Sergeant or a command officer who reviews work for conformance with departmental orders and regulations.

### ESSENTIAL DUTIES AND RESPONSIBILITIES:

1. Patrols assigned areas on foot, horse, motorcycle, or cruiser or aircraft using radio equipment to prevent crime, direct traffic, investigate traffic accidents and to enforce federal, state and local laws.
2. Investigates suspicious activities and apprehends persons endangering the public. Makes preliminary investigation at the scene and gathers, preserves and marks evidence pertaining to criminal cases.
3. Consults with people regarding inquiries, complaints and information and makes proper disposition or refers to command officer.
4. Investigates traffic accidents to determine cause, takes statements, measurements and other evidence that may determine which party is at fault.
5. Maintains records on accidents, arrests, property damage and duty sheets. Appears as witness to accidents, crimes and other law violations as well as in probate and juvenile court. Prepares justice, circuit court records and probate court petitions and papers. Serves warrants and subpoenas.
6. May participate in special services functions as: water rescue squad, mounted patrol, communications, impounding automobiles, turnkey, crime research activities or surveillance of labor management disputes as required. May be assigned as school resource officer between Flint Police Department and Flint school system performing all duties customarily performed by school resource officer. ~~May be assigned as mounted patrol officer performing all duties customarily performed by a mounted patrol officer. May be assigned as aircraft officer performing all the duties customarily performed by aircraft officers. May be assigned as dog handler performing all the duties customarily performed by dog handlers.~~
7. Escorts prisoners to headquarters for booking and is responsible for their safety and property while in custody.
8. Cooperates with prosecutor in preparation and prosecution of cases.
9. Checks security of residences and businesses while on patrol.
10. Provides public relations for the department by giving tours, speeches, information and assistance to general public.

### MINIMUM ENTRANCE REQUIREMENTS:

- A. Must be certified or certifiable as a State of Michigan law enforcement officer.
- B. Ability to operate an automobile safely and in accordance with traffic laws.
- C. Ability to understand and adhere to the laws and rules of the department.
- D. Ability to understand and follow oral and written instructions.
- E. Ability to prepare written reports.
- F. Ability to deal courteously and firmly with the general public.
- G. Aptitude for, or skill in, the use of firearms.
- H. Ability to qualify on physical strength and agility test.
- I. Vision must be a minimum of 20/50 in each eye, corrected to 20/20.
- J. Hearing must be normal in each ear.



**MINIMUM ENTRANCE REQUIREMENTS: (con't)**

- K. Personal record such as to withstand rigid criminal and character background investigations.
- L. Ability to meet the mental standards of the job.
- M. Ability and willingness to work in a manner that will not needlessly endanger the safety of one's self, other persons and equipment.
- N. Possession of a good moral character as determined by a background investigation under procedures established by the City of Flint Police Department.
- O. No felony convictions or high court misdemeanors.
- P. Ability to successfully pass drug screening, physical and psychological evaluations.

**NECESSARY SPECIAL REQUIREMENT(S):**

- Twenty-one (21) years of age inclusive on date of application. (Applicants who will attain minimum age within three (3) calendar months following date of examination shall be deemed acceptable.)
- Possession of a valid Drivers License (a valid State of Michigan Driver's License will be required at time of appointment).

**PHYSICAL DEMANDS:**

While performing the duties of this job, the employee is frequently required to sit and talk or hear. The employee is regularly required to stand and walk; occasionally required to run and jump; use hands to finger, handle or feel objects, tools or controls; reach with hands and arms; climb or balance; stoop, kneel, crouch or crawl; taste or smell.

The employee must occasionally lift and/or move more than 100 pounds. Specific vision abilities required by this job include close vision, distance vision, color vision, peripheral vision, depth perception and the ability to adjust focus.

The employee must be able to withstand exposure to traffic hazards continuously; withstand exposure to weather, wet conditions, high noise levels, hazardous materials and personal danger occasionally.

The employee may, at any time, be at risk of personal danger including, but not be limited to, the result of an intentional attack by people and/or animals as well as environmental hazards.

The employee frequently works in outside weather conditions. The employee occasionally works near moving mechanical parts; in high, precarious places; and with explosives; and is occasionally exposed to wet and/or humid conditions, fumes or airborne particles, toxic or caustic chemicals, extreme cold, extreme heat and vibration.

**Classification History**

Revised: CSC MTG. 02/25/69, 05/26/71,  
04/04/72, 04/03/73  
Retitled: CSC MTG. 07/02/74  
Revised: CSC MTG. 07/01/75  
Revised: Personnel 01/04/77  
Revised: Police Dept. 07/01/78  
Revised: Human Resources 10/09/03  
Revised: Human Resources 10/12/04  
Revised: Human Resources 11/18/04  
Revised: Human Resources 11/26/12

The job description does not constitute an employment agreement between the employer and employee and is subject to change by the employer as the needs of the employer and requirements of the job change.

# VACANCY FILLED

## CITY OF FLINT Position Description

Class Title:	Sergeant	Job Code Number:	23-P-005
Established:	December 18, 1973	Bargaining Unit:	FPSA

**GENERAL STATEMENT OF DUTIES:** Supervises the work or activities of a squad of police officers and/or related police personnel and inspects work performed; performs investigative work; performs related work as required.

**SUPERVISION RECEIVED:** Works under the supervision of a command officer who reviews work for conformance to establish departmental policies and procedures.

**SUPERVISION EXERCISED:** Exercises working supervision over a number of police officers and other assigned employees.

### **ESSENTIAL DUTIES AND RESPONSIBILITIES:**

1. Supervises activities of a police patrol on an assigned shift including police officers and others. Directs and instructs officers in their performance of their duties. Makes necessary inspections of employees on this shift; evaluates quality of performance of persons under his supervision; reviews activities and reports of subordinates; issues specific instructions and assignments at scene of activity. Inspects equipment of police officer on regular and special assignment.
2. Supervises a traffic platoon including an accident investigation squad, enforcement and school traffic officer groups; investigates and assures the correction of traffic complaints. Performs traffic control work, including school traffic program, and analyzes accident and violation data by mapping the location of same.
3. Conducts investigations, supervises, directs as assigned, a detail or squad of investigators or officers engaged in the investigation, control, detection, and elimination of crime. Interviews complainants, witnesses, suspects, and others; gathers available evidence, analyzes related circumstances and makes detailed written reports embodying results of such investigations; obtains warrants, makes arrests; serves extradition papers; presents prisoners for arraignment; conducts polygraph examinations; prepares evidence for presentation in court and appears in court to present such evidence.
4. Receives and is responsible for bond money.
5. Assists in conducting and developing training programs, police firearms and other related programs. Instructs in public, parochial and police academy schools; attends schools of instruction in detective science and studies up-to-date information on criminal investigation.
6. Supervises or assists in grant programs; maintains records and compiles reports as required.
7. Assists in the development of programs, makes public speeches and arranges public tours in the interest of crime prevention and to improve communications and understanding between the Police Department and the various publics in the community. Assists line officers in developing speeches and operational techniques to further community relations. Assists in the preparation of the Bureau's annual budget and in the recruitment of police personnel.
8. Conducts investigations on complaints against officers and makes report to command officer. Investigates police personnel in regards to proper conduct. May serve on trial board.
9. Maintains and supervises the maintenance of modus operandi and criminal photograph files in such categories as burglary, arson, vice, hold-up, shoplifting, and narcotics and other records assignment dictates.
10. Operates complicated technical devices in criminal investigation such as: Polygraph, photographic equipment, computer terminals, drafting equipment and utilizing electronic devices; attends autopsies as required.
11. Investigates the homes and living conditions of juveniles when deemed advisable. Investigates, surveys, and processes all types of liquor and other license applications.

**ESSENTIAL DUTIES AND RESPONSIBILITIES:** (con't)

12. Serves and or supervises the serving of summonses, subpoenas and other legal papers.
13. Occasionally acts as senior officer in charge due to absence of the regular command officer.
14. May act as Cost Center Manager or assist in the Budget process by providing information and reports as required.
15. May assist in the validation of selection procedures for police position, and in conducting background investigations of applicants.

**MINIMUM ENTRANCE REQUIREMENTS:**

- A. Education equivalent to the completion of high school.
- B. At least four (4) years of experience in the City of Flint Police Department as a Police Officer immediately prior to the deadline date for filing for the promotional examination of Sergeant **OR** at least three (3) years of experience in the City of Flint Police Department as a Police Officer **and** one (1) year of college (30 semester hours verified by transcript).
- C. Considerable knowledge of the rules and regulations of the Police Department and of pertinent federal, state and city laws.
- D. Considerable knowledge of modern approved principles, practices and procedures in the investigation and prevention of crime and the apprehension of criminals.
- E. Working knowledge of police methods and procedures.
- F. Working knowledge of the rules relating to admission of evidence in court procedures.
- G. Ability to understand and execute oral and written directions.
- H. Ability to deal courteously but firmly with the public.
- I. Ability to write clear and comprehensive reports.
- J. Ability to meet the physical, mental and visual standards of the job.
- K. Ability and willingness to work in a manner that will not needlessly endanger the safety to one's self, other persons and equipment.

**LINE OF PROMOTION:**

- Police Officer to Sergeant

**NECESSARY SPECIAL REQUIREMENT(S):**

- Possession of a valid State of Michigan Driver's License.

**PHYSICAL DEMANDS:**

While performing the duties of this job, the employee is frequently required to sit and talk or hear. The employee is occasionally required to stand; walk; use hands to finger, handle or feel objects, tools or controls; reach with hands and arms; climb or balance; stoop, kneel, crouch or crawl; taste or smell. The employee must occasionally lift and/or move more than 100 pounds. Specific vision abilities required by this job include close vision, distance vision, color vision, peripheral vision, depth perception and the ability to adjust focus.

The employee must be able to withstand exposure to traffic hazards continuously; withstand exposure to weather, wet conditions, high noise levels, hazardous materials and personal danger occasionally.

The employee may, at any time, be at risk of personal danger including, but not be limited to, the result of an intentional attack by people and/or animals as well as environmental hazards.

The employee frequently works in outside weather conditions. The employee occasionally works near moving mechanical parts; in high, precarious places; and with explosives and is occasionally exposed to wet and/or humid conditions, fumes or airborne particles, toxic or caustic chemicals, extreme cold, extreme heat and vibration.

Sergeant – pg. 3

**Classification History:**

Established: 12/18/73

(combined Police Sergeant and Det. Sergeant into one reallocated class)

Revised: Personnel 05/15/79, 08/27/85, 04/26/89, 10/24/94

**The job description does not constitute an employment agreement between the employer and employee and is subject to change by the employer as the needs of the employer and requirements of the job change.**

# VACANCY FILLED

## CITY OF FLINT Position Description

Class Title:	Principal Clerk Typist	Job Code Number:	16-A-010
Established:	July 30, 1981	Bargaining Unit:	Local 1600

**GENERAL STATEMENT OF DUTIES:** Acts as secretary to the administrator of a large department or major operating division; performs difficult and complex clerical work involving a considerable degree of decision; performs related work as required.

**SUPERVISION RECEIVED:** Works under the supervision of an administrative employee who assigns work and reviews for accuracy, but allows considerable independence of action.

**SUPERVISION EXERCISED:** Exercises working supervision over a few clerical employees engaged in a variety of clerical duties.

### **ESSENTIAL DUTIES AND RESPONSIBILITIES:**

1. Types from a variety of drafts, forms, letters, receipts, records, reports, tape recordings and other materials which includes frequent use of technical terminology; prepares rough draft narratives and tabulations.
2. Researches and gathers a variety of data for use in composing and typing correspondence, applying knowledge of departmental operations and regulations.
3. Performs a variety of secretarial activities, taking action as necessary in disposing of matters assigned by superiors.
4. Receives and interviews visitors; makes appointments and arranges meetings; opens, reads, and distributes incoming mail; assembles pertinent files and materials relevant to reply; maintains confidential files.
5. Checks the accuracy and completeness of reports and computations made by others; makes difficult computations and tabulations; may perform bookkeeping work and maintain accounting records; maintains petty cash fund.
6. Maintains payroll records; computes payroll distribution; distributes payroll checks to employees.
7. Performs a variety of clerical work such as answering the phone, waiting on the counter, receiving fees, copying and the requisitioning of supplies.
8. Operates various office machines; may operate a dictation machine or a variety of other word processing equipment.
9. May supervise or assist subordinate clerical employees in the performance of routine to moderately complex office work.

### **MINIMUM ENTRANCE REQUIREMENTS:**

- A. At least two years of experience in the performance of responsible and difficult clerical or secretarial work.
- B. Considerable knowledge of modern office practices and procedures and of Business English and Arithmetic.
- C. Ability to type from plain copy at the rate of fifty (50) net words per minute at a computer keyboard.
- D. Ability to use computer software as related to office practices including electronic word processing, database, and spreadsheet packages.
- E. Ability to compose letters and reports relative to work which does not depart substantially from routine.
- F. Ability to keep involved clerical records; to assemble and organize data; and to prepare reports from such data.
- G. Ability to prepare effective correspondence.
- H. Ability to plan and supervise the work of subordinate clerical employees.
- I. Ability to make decisions independently in accordance with rules, regulations and departmental policies and procedures.
- J. Ability to deal with the public courteously and tactfully.

**PHYSICAL DEMANDS:**

While performing the duties of this job, the employee is frequently required to sit and talk or hear. The employee is occasionally required to walk; use hands to finger, handle, or feel objects, tools, or controls; and reach with hands and arms.

The employee must occasionally lift and/or move up to 25 pounds. Specific vision abilities required by this job include close vision and the ability to adjust focus. The noise level in the work environment is usually quiet.

**Classification History**

Established: Personnel 07/30/81

Reallocated: Personnel (Wage Inequity) 07/01/87

Revised: Personnel 04/20/98

Revised: Human Resources 10/06/04

Revised: Human Resources 02/25/05

Reallocated: Human Resources 10/22/06

The job description does not constitute an employment agreement between the employer and employee and is subject to change by the employer as the needs of the employer and requirements of the job change.

## CITY OF FLINT Position Description

Class Title:	Records Clerk Teller	Job Code Number:	19-C-049
Established:	June 11, 2004	Bargaining Unit:	Local 1600

**GENERAL STATEMENT OF DUTIES:** Assists the public at the counter explaining court procedures, answering questions, receiving and receipting monies for fines, fees, and bonds. Operates a cash register and issues receipts. Audits payments and insures proper accounting records are maintained on daily court operations and monies received. Performs related work as required.

**SUPERVISION RECEIVED:** Works under the supervision of an employee of higher level who assigns work and checks for accuracy and conformance with standard procedures.

**SUPERVISION EXERCISED:** Exercises working supervision over a small number of clerical employees engaged in a variety of clerical type duties.

### **ESSENTIAL DUTIES AND RESPONSIBILITIES:**

1. Provides counter assistance, receipts monies for fines, fees and bonds. Explains in person or by phone court policies, procedures and regulations and assists in the initiation of case proceedings.
2. Operates a cash register in receiving payments and issuing receipts. Establishes and maintains accounting records detailing monies received and prepares detailed reports of operations.
3. Closes or rings out the registers daily, totals and prepares reports, checks balances and corrects as necessary to ensure proper accountability of monies received.
4. Balances, sorts and processes bonds ensuring the establishment and maintenance of records; posts information to bond books, verifies release of money is authorized and issues checks.
5. Processes garnishments verifying accuracy of employer disclosures, ordering garnishments from banks, received and records checks and writes and/or transmits checks to payees.
6. Operates a computer terminal in entering case histories, adjournments, dispositions and other necessary information. Posts transactions to court files, makes corrections, obtains information and checks and verifies information.
7. Assists in the maintenance of banking accounts such as monthly reconciliation of checking accounts and deposits and processing bad checks.
8. Instructs and oversees clerical employees engaged in the processing, establishment and maintenance of court records and files.
9. Answers questions from the public regarding court procedures and policies and gives assistance as needed.

**MINIMUM ENTRANCE REQUIREMENTS:**

- A. At least two (2) years of experience in 68th District Court.
- B. Ability to type at the rate of 40 net words per minute.
- C. Working knowledge of the 68th District Court operation, policies and procedures, for Civil, Traffic, Criminal, and Small Claims processes.
- D. Working knowledge of the applications of bookkeeping principles to routine accounting transactions and the ability to apply these principles in maintaining accounting files and records.
- E. Working knowledge of office methods, procedures, and equipment.
- F. Familiarity with state laws, statutes, and City ordinances as they relate to the functions of the 68th District Court.
- G. Ability to maintain clerical records and to prepare reports from such records.
- H. Ability to deal with the public tactfully and courteously.
- I. Ability to identify procedural problems and to report such to supervision.

**PHYSICAL DEMANDS:**

While performing the duties of this job, the employee is frequently required to sit and talk or hear. The employee is frequently required to walk; use hands and fingers to handle or feel objects, tools or controls; and reach with hands and arms. The employee must occasionally lift and/or move up to 25 pounds. Employee is required to bend and climb to retrieve and/or replace files. Employee is frequently required to step up and down on an elevated seat/stool to properly service customers. Specific vision abilities required by this job include close vision and the ability to adjust focus. The noise level in the work environment is usually quiet.

**Classification History**

Established: Personnel 05-28-91

Revised: Personnel 09-22-94, 10-10-94, 11-13-96

Reallocated: Wage Inequity 07-01-97

Revised: 09-20-05

Reallocated: Wage Inequity 10/21/07

**The job description does not constitute an employment agreement between the employer and employee and is subject to change by the employer as the needs of the employer and requirements of the job change.**



**CITY OF FLINT**  
**Position Description**

**VACANCY FILLED**

Class Title:	School Crossing Guard	Job Code Number:	02-P-031
Established:	August 31, 1964	Bargaining Unit:	None

**GENERAL STATEMENT OF DUTIES:** Assists school children in safely crossing the streets at or near a school; notes traffic or other law violators and reports them to Police Department; performs related work as required.

**SUPERVISION RECEIVED:** Works under the supervision of Police personnel who makes assignments and frequent inspections.

**ESSENTIAL DUTIES AND RESPONSIBILITIES:**

1. Assists school children in crossing streets or street intersections by directing or halting traffic when necessary.
2. Gives directions answers questions, and otherwise assists the general public.
3. Observes traffic or other law violators and reports them to police authorities.
4. Performs related work as required.

**MINIMUM ENTRANCE REQUIREMENTS:**

- A. At least 18 years of age or high school graduation. (Applicants beyond the age of 70 may be appointed to this position.)
- B. Working knowledge of State laws and City ordinances pertaining to traffic regulations.
- C. Working knowledge of the location of City streets and buildings.
- D. Ability to follow oral and written directions.
- E. Ability to deal courteously but firmly with the public.
- F. Ability to deal successfully with school children, the general public and police officers.
- G. No serious defects of vision, hearing, or members. (Vision, hearing, and cardiovascular system to be checked prior to start of each school year.)
- H. Ability to meet the physical, mental, and visual standards of the job.
- I. Ability and willingness to work in a manner that will not needlessly endanger the safety to one's self, other persons and equipment.

**PHYSICAL DEMANDS:**

While performing the duties of this job, the employee is frequently required to stand; sit; walk; talk or hear; use hands to finger or handle objects, tools or controls; and reach with hands and arms. While performing the duties of this job, the employee regularly works in outside weather conditions and around traffic. The employee is occasionally exposed to wet and/or humid conditions, fumes or airborne particles, extreme cold, extreme heat and vibration.

**Classification History:**

Allocated: CSC 07/01/63

Established: City Comm. 08/31/64

Revised: Personnel 06/21/79, 01/11/82

Revised: Human Resources March 2005

**The job description does not constitute an employment agreement between the employer and employee and is subject to change by the employer as the needs of the employer and requirements of the job change.**

**CITY OF FLINT**  
**Position Description**

**VACANCY FILLED**

Class Title:	Street Operator/Maintainer	Job Code Number:	22-G-018
Established:	January 7, 1993	Bargaining Unit:	Local 1600

**GENERAL STATEMENT OF DUTIES:**

Operates one or more pieces of heavy construction or maintenance equipment in the installation, construction, maintenance, and repair of city streets, utilities, sidewalks, curbs, gutters, and the building and grounds facilities of the City. Performs skilled labor in the finishing of cement for streets, sidewalks, curbs, gutters and pavements. Performs related work as required.

**SUPERVISION RECEIVED:**

Works under the supervision of an employee of higher level who inspects work for conformance to standards.

**SUPERVISION EXERCISED:**

May act as crew leader over a small number of employees on work projects.

**ESSENTIAL DUTIES AND RESPONSIBILITIES:**

1. Operates diverse pieces of heavy equipment used in performing a variety of grading, excavating, filling, compacting, shaping, construction and maintenance of road surfaces. Performs trenching, snow plowing and removal, sweeping, and salting as required.
2. Assists in the construction and maintenance of streets, sidewalks, concrete curbs and gutters and concrete or asphalt pavements. Cleans, repairs, and places forms used for laying concrete.
3. Operates a loader, tractor or backhoe for loading, unloading or moving materials. Operates a front end loader to load, unload and transfer materials on construction projects such as digging, performs on the spot sewer repairs during street resurfacing activities. Operates a tractor mounted mower for City mowing programs.
4. Performs manual labor and does a variety of routine tasks such as hand shoveling, hand grading, mixing cement, preparing concrete and bituminous pavements or walks for repairs, breaking streets & curbs for repair, tamping asphalt and finishing concrete. Sets curb forms, cuts and fits pipes, raises catch basins and manholes, runs air hammers and sets grades.
5. Operates an asphalt paving machine in the construction and repair of asphalt streets. Operates a tandem roller to compact asphalt paving materials. Operates equipment necessary in making excavations and backfilling and shoring trenches.
6. Performs less difficult inspections of street & construction & repair projects to determine conformance with plans, specifications and departmental work practices.
7. Drives truck to transport equipment, materials and supplies and to plow and salt streets. May act as a crew leader on maintenance work and construction projects.
8. Services and makes minor repairs to equipment. May assist mechanics in the field or garage. May on occasion perform welding and cutting on equipment used in the performance of job duties.

**MINIMUM ENTRANCE REQUIREMENTS:**

- A. Must have completed at least twelve (12) months of on the job training in the job classification Street Operator/Maintainer Trainee I; and at least 2200 hours of on the job training in the job classification of Street Operator/Maintainer Trainee II.
- B. Ability to finish concrete.
- C. Ability to operate heavy automotive equipment.
- D. Ability to perform the semi-skilled tasks involved in street construction and maintenance.
- E. Ability to understand and follow oral and written instructions.
- F. Ability to service and make minor repairs and adjustments to equipment used and to assist in major repair and overhaul of said equipment.
- G. Ability to perform manual labor for extended periods under unfavorable climatic conditions.
- H. Mechanical aptitude.
- I. Working knowledge of the materials, methods, and practices of construction and maintenance.
- J. Willingness to work in a safe manner that will not needlessly endanger the safety to one's self, other persons, and equipment.

**NECESSARY SPECIAL REQUIREMENT(S):**

- Possession of a Michigan Drivers License.
- Possession of a Commercial Drivers License Type A.

**PHYSICAL DEMANDS:**

While performing the duties of this job, the employee regularly works in outside weather conditions. The employee regularly works near moving mechanical parts and is exposed to inclement conditions, fumes or airborne particles, traffic, toxic or caustic chemicals, risk of electrical shock, and vibration. The employee is regularly required to reach with hands and arms and is required to stand and walk; and use hands to finger, handle, feel or operate objects, tools, or controls. The employee is occasionally required to sit; climb or balance; stoop, kneel, crouch, or crawl; and talk or hear.

The employee must frequently lift and/or move up to 25 pounds and occasionally lift and/or move more than 100 pounds. Specific vision abilities required by this job include close vision, and the ability to adjust focus.

**Classification History:**

Established: Personnel 1/07/93

Revised: Personnel 03/09/94

Reallocated: Wage Inequity 07/03/94

Revised: Human Resources 07/27/06

Reallocated (Wage Inequity): 10/21/07

The job description does not constitute an employment agreement between the employer and employee and is subject to change by the employer as the needs of the employer and requirements of the job change.

## CITY OF FLINT Position Description

Class Title: Sewer Systems	Job Code Number: 20-N-060
Construction Operator	
Established: June 28, 1984	Bargaining Unit: Local 1600

Deleted: 20  
Deleted: Maintainer

**GENERAL STATEMENT OF DUTIES:** Inspects, installs, and repairs sanitary sewers, storm sewers, and sewer system appurtenances of the City storm and sanitary sewer systems.

Deleted: maintains.

**SUPERVISION RECEIVED:** Works under the direct supervision of an employee of higher grade who assigns work and checks for proper performance of duties

### ESSENTIAL DUTIES AND RESPONSIBILITIES:

1. Makes repairs to the City storm and sanitary sewer systems.
2. Lays new pipes, installs new taps, constructs and repairs manholes.
3. Cuts new pipe, cuts out damaged pipe, removes and replaces pipe fittings, makes connections to sewers and catch basins. Performs lining and patch lining repairs.  
Replaces and repairs damaged catch basins and manholes.
4. Drives utility vehicles, dump trucks; orders materials, makes out simple reports on work performed and materials used.
5. Operates, pneumatic air hammers, rams, and other equipment in making excavations and backfills; shores trenches.
6. Performs manual labor and does a variety of routine tasks such as hand shoveling, hand grading, mixing cement.
7. May act as a crew leader on maintenance work over a few lower level employees.
8. Cleans, repairs, and places forms used for laying concrete, lays and finishes cement work.
9. May be assigned to perform Water Operator duties when called upon.
10. May perform maintenance on city equipment.

Deleted: and

Deleted: 8.

Formatted: Bullets and Numbering

### MINIMUM ENTRANCE REQUIREMENTS:

- A. One (1) year of experience as a Sewer System Construction / Worker in the construction, maintenance, and repair of the City's storm and sanitary sewer systems
- B. Working knowledge of the materials, methods, and practices of sewer construction methods.
- C. Ability to carry out oral and written instructions and to work from blueprints.
- D. Skill in the use of tools and equipment common to sewer systems construction, maintenance and repair.
- E. Ability to perform manual labor for extended periods under unfavorable climatic conditions or in mud and water.
- F. Mechanical aptitude.
- G. Ability to meet the physical, mental and visual standards of the job.
- H. Ability and willingness to work in a manner that will not needlessly endanger the safety to one's self, other persons and equipment.

Deleted: 11/1/13  
Formatted: Font color: Red

### NECESSARY SPECIAL REQUIREMENT(S):

Sm  
OK  
11-8-13

- Possession and maintenance of a valid driver's license
  - Ability to obtain a valid State of Michigan Commercial Driver's License Type B within six (6) months of appointment
- Must successfully advance to Sewer System Senior Construction Operator by passing test and meeting all other job requirements after 1 year in this position which is part of a training series.

Formatted: Bullets and Numbering

Sewer Systems Maintainer

Position Description

Page 2

Deleted: .....

**PHYSICAL DEMANDS:**

While performing the duties of this job, the employee regularly works in outside weather conditions. The employee occasionally works near moving mechanical parts and is occasionally exposed to wet and/or humid conditions, fumes or airborne particles, traffic, toxic or caustic chemicals, risk of electrical shock, and vibration. The employee is occasionally required to stand; walk; use hands to finger, handle, feel or operate objects, tools, or controls; and reach with hands and arms. The employee is frequently required to sit; climb or balance; stoop, kneel, crouch, or crawl; talk or hear; and smell. The employee must frequently lift and/or move up to 50 pounds and occasionally lift and/or move up to 100 pounds. Specific vision abilities required by this job include close vision, distance vision, color vision, peripheral vision, depth perception, and the ability to adjust focus.

**Classification History:**

Established: Personnel 06/28/1984

Revised: Personnel 02/01/1995

Reallocated (Wage Inequity) 10/21/07

The job description does not constitute an employment agreement between the employer and employee and is subject to change by the employer as the needs of the employer and requirements of the job change.

SW  
DR  
11-8-13

## CITY OF FLINT Position Description

Class Title: Sewer Systems	Job Code Number: 16-N-060
Established: June 28, 1984	Bargaining Unit: Local 1600

Deleted: 20

Deleted: Maintainer

**GENERAL STATEMENT OF DUTIES:** Under an on-the-job training program with close supervision Inspects, installs, maintains, and repairs sanitary sewers, storm sewers, and sewer system appurtenances of the City storm and sanitary sewer systems

**SUPERVISION RECEIVED:** Works under the direct supervision of a Foreman or an employee of higher grade who assigns work and checks for proper performance of duties.

### ESSENTIAL DUTIES AND RESPONSIBILITIES:

1. Makes repairs to the City storm and sanitary sewer systems.
2. Lays new pipes, installs new taps, constructs and repairs manholes.
3. Cuts new pipe, cuts out damaged pipe, removes and replaces pipe fittings, makes connections to sewers and catch basins. Performs lining and patch lining repairs.  
Reads and interprets blueprints for locating and marking water or sewer infrastructure.
4. Drives utility vehicles, dump trucks orders materials, makes out simple reports on work performed and materials used.
5. Operates, pneumatic air hammers and other equipment in making excavations and backfills, shores trenches.
6. Performs manual labor and does a variety of routine tasks such as hand shoveling, hand grading, mixing cement.
7. Cleans, repairs, and places forms used for laying concrete, lays and finishes cement work.
8. May be required to perform Water Operations duties if necessary.
10. May participate in snow removal operations.
- 11.

Deleted: 1

Deleted: and

Deleted: 7. May act as a crew leader on maintenance work over a few lower level employees.

Deleted: 8.

Formatted: Bullets and Numbering

### MINIMUM ENTRANCE REQUIREMENTS:

- A. Ability to communicate orally and carry out oral instructions.
- B. Skill in the use of the more common shop tools.
- C. Ability to perform manual labor for extended periods under unfavorable climatic conditions or in mud or water.
- D. Mechanical aptitude.
- E. Ability to meet the physical, mental and visual standards of the job.
- F. Ability and willingness to work in a manner that will not needlessly endanger the safety to one's self, other persons and equipment.
- G. Underground excavation, heavy equipment or sewer maintenance experience preferred.
- H. Ability to carry out oral and written instructions and to work from blueprints.

Formatted: Bullets and Numbering

Deleted: 1

One (1) year of experience as a Sewer Systems Maintainer Trainee in the construction, maintenance, and repair of the City's storm and sanitary sewer systems.  
Working knowledge of the materials, methods, and practices of sewer construction and methods.

Shy  
11-8-13  
OW

- C. Ability to perform manual labor for extended periods under unfavorable climatic conditions or in mud and water.

**NECESSARY SPECIAL REQUIREMENT(S):**

- A. Possession and maintenance of a valid Driver's License, before appointment  
B. Possession and maintenance of a valid CDL Class B Driver's License, at time of appointment.  
C. Progression in the training series to Senior Operator level is required to remain in the program. Must make continuous satisfactory progress in the training program including promotion to Operator within twelve (12) months to remain employed in the series. Operational knowledge and training progress will be assessed periodically by WSC supervision.  
D. Employee must successfully complete 6 month probationary period.

**PHYSICAL DEMANDS:**

While performing the duties of this job, the employee regularly works in outside weather conditions. The employee occasionally works near moving mechanical parts and is occasionally exposed to wet and/or humid conditions, fumes or airborne particles, traffic, toxic or caustic chemicals, risk of electrical shock, and vibration. The employee is occasionally required to stand; walk; use hands to finger, handle, feel or operate objects, tools, or controls; and reach with hands and arms. The employee is frequently required to sit, climb or balance; stoop, kneel, crouch, or crawl; talk or hear; and smell. The employee must frequently lift and/or move up to 50 pounds and occasionally lift and/or move up to 100 pounds. Specific vision abilities required by this job include close vision, distance vision, color vision, peripheral vision, depth perception, and the ability to adjust focus.

**Classification History:**

Established: Personnel 06/28/1984  
Revised: Personnel 02/01/1995  
Reallocated (Wage Inequity): 10/21/07

The job description does not constitute an employment agreement between the employer and employee and is subject to change by the employer as the needs of the employer and requirements of the job change.

Deleted: <#> Skill in the use of tools and equipment common to sewer systems construction, maintenance and repair ¶

Deleted: ¶  
Mechanical aptitude

Deleted: <#> Ability to meet the physical, mental and visual standards of the job ¶

<#> Ability and willingness to work in a manner that will not needlessly endanger the safety to one's self, other persons and equipment ¶

¶

Formatted: Bullets and Numbering

Formatted: Indent: Left: 0",  
Hanging: 0.42"

Deleted: <#> Possession of a valid driver's license ¶

~~~~~ Section Break (Next Page) ~~~~~

Sewer Systems Maintainer

Position Description Page 2 ¶

¶

SM  
LH  
11-

## CITY OF FLINT Position Description

|                                                        |                             |
|--------------------------------------------------------|-----------------------------|
| Class Title: Sewer System Senior Construction Operator | Job Code Number: 211-N-062  |
| Established: June 28, 1984                             | Bargaining Unit: Local 1600 |

Deleted: Equipment

Deleted:

Deleted: 1

**GENERAL STATEMENT OF DUTIES:** Operates, maintains, and repairs tractor-loader-backhoe and hydraulic excavator used for digging, loading, unloading, and handling materials used in the installation and maintenance of the City Sewer Systems. Operates other heavy equipment such as tapping machines utilized in field work of the Sewer Division. Assists foreman in directing field crews. Performs related work as required.

**SUPERVISION RECEIVED:** Works under the supervision of an employee of higher grade who assigns work and inspects jobs in progress

**SUPERVISION EXERCISED:** May assist foreman in exercising working supervision over a small number of employees engaged in the installation and maintenance of the City Sewer Systems.

### ESSENTIAL DUTIES AND RESPONSIBILITIES:

1. Operates, maintains, and repairs a hydraulic excavator to dig excavations for repair and installation of sanitary and storm sewers; manholes and drainage structures. Loads and unloads materials and supplies to and from trucks, railroad cars and stockpiles.
2. Operates hydraulic excavator for excavating and handling materials.
3. Operates, maintains, and repairs diesel-powered tractor-loader-backhoe used for the installation, maintenance and repair of the City Sewer Systems.
4. May assist foreman and in his absence performs the duties of the lead man in directing field crews in installation and repairs of the City Sewer Systems.
5. May be required to operate other construction equipment such as bulldozers, graders and similar equipment.
6. May participate in sewer maintenance operation.
7. May participate in sewer approval operation.
8. May be required to perform other operations duties as necessary.
- 9.

Deleted: for various other City Departments in unusual or critical area

Formatted: Bullets and Numbering

### MINIMUM ENTRANCE REQUIREMENTS:

1. One (1) year experience as a Sewer Systems Construction Operator.
2. Working knowledge of the principles of heavy automotive and diesel powered construction equipment operation and its uses.
- 3.
4. Ability to make minor repairs and adjustments and to service heavy construction equipment.
5. Skill in the operation of heavy automotive and diesel powered construction equipment.
6. Ability to meet the physical, mental, and visual standards of the job.
7. Ability and willingness to work in a manner that will not needlessly endanger the safety to one's self, other persons and equipment.

Deleted: Maintainer

Deleted: OR - One (1) year experience operating a material moving industrial tractor for the City of Flint

Deleted: Knowledge of the construction of heavy automotive and diesel powered equipment.

### NECESSARY SPECIAL REQUIREMENT(S):

- Possession of a valid State of Michigan Driver's License at time of appointment

*Jim*

11-8-13



- Possession of a valid State of Michigan Commercial Driver's License Class "A" within six (6) months of appointment.
- Must possess valid MIOSHA Certificate of Training as a "competent person" in excavation safety  
to be able to successfully perform the duties of this position within one (1) year of appointment.

Formatted: Font: Bold, Underline

Formatted: Bullets and Numbering

Sewer Construction Equipment Operator – Page 2

**PHYSICAL DEMANDS:**

While performing the duties of this job, the employee regularly works in outside weather conditions. The employee occasionally works near moving mechanical parts and is occasionally exposed to wet and/or humid conditions, fumes or airborne particles, traffic, toxic or caustic chemicals, risk of electrical shock, and vibration. The employee is occasionally required to stand; walk; use hands to finger, handle, feel or operate objects, tools, or controls; and reach with hands and arms. The employee is occasionally required to sit; climb or balance; stoop, kneel, crouch, or crawl; talk or hear, and smell. The employee must occasionally lift and/or move up to 50 pounds. Specific vision abilities required by this job include close vision, distance vision, color vision, peripheral vision, depth perception, and the ability to adjust focus.

**Classification History:**

Established: Personnel 06-28-84

Revised: Personnel 10-10-94, 09-04-97

Revised: Human Resources 09-01-05, 07-21-06, 07-25-06

Reallocated (Wage Inequity) 10/21/07

The job description does not constitute an employment agreement between the employer and employee and is subject to change by the employer as the needs of the employer and requirements of the job change

SM  
11-8-17  
OL

# VACANCY FILLED

## CITY OF FLINT Position Description

|                                                        |                                        |
|--------------------------------------------------------|----------------------------------------|
| Class Title: <del>Sewer System Senior Maintainer</del> | Job Code Number: <del>22B</del> -G-026 |
| Established: April 18, 1979                            | Bargaining Unit: Local 1600            |

Deleted: Senior

Deleted:

Deleted: 20

Deleted: Maintenance

Deleted:

Equipment Operator

### GENERAL STATEMENT OF DUTIES:

Operates sewer cleaning and maintenance equipment in the maintenance of sewers, utilities and the building and grounds facilities of the City; performs related work as required

### SUPERVISION RECEIVED:

Works under the supervision of an employee of higher grade who assigns and reviews work for effectiveness.

### SUPERVISION EXERCISED:

May exercise working supervision over a few employees engaged in routine sewer cleaning activities.

### ESSENTIAL DUTIES AND RESPONSIBILITIES:

- Operates a sewer jet, vacuum truck, power rodder, and bucket machine in the cleaning and maintenance of sanitary and storm sewers and catch basins and inlets.
- ~~Operates sewer televising inspection equipment~~
- Operates a heavy-duty truck to transport equipment to and from work sites.
- Reads and interprets blueprints in locating ~~and marking sewer and water infrastructure~~.
- Inspects the sanitary and storm sewer systems during cleaning operations and reports needed repairs.
- May assist in the construction and repair of sanitary and storm sewer systems.
- Places and maintains pumps during emergency flooding situations.
- Services and makes minor repairs to equipment. May assist journeyman mechanic in the field or in the garage in the major repair and overhaul of sewer cleaning equipment.
- Prepares routine work records relative to work performed and equipment and manpower usage.
- ~~May participate in snow removal operations.~~
- ~~May be required to perform Water operations: ditches, dikes, etc.~~

Deleted: manholes and sewers

Formatted: Bullets and Numbering

### MINIMUM ENTRANCE REQUIREMENTS:

~~Must complete 1 year of a Sewer Systems Maintenance License and pass Sewer System Maintenance test. Upon passing Sewer Systems Maintenance test must display and able to meet all the following requirements to become Senior Sewer System Maintainer.~~

- Display proficiency in operating modern day jet/vac combination truck.
- Basic knowledge of the flow, functions, and operations of sanitary and storm sewers.
- Ability to operate heavy sewer maintenance equipment in confined spaces in the presence of sewage and under adverse weather conditions.
- Ability to service and make minor repairs and adjustments to sewer maintenance equipment and to assist in major repair and overhaul of the equipment.
- Ability to understand and carry out oral and written instructions.
- Ability to perform manual tasks involving physical strength.

Formatted: Font color: Red

Deleted: ~~must pass~~

Formatted: Font color: Red

Deleted: ~~must pass~~

Formatted: Font color: Red

Deleted: ~~must pass~~

Formatted: Font color: Red

Deleted: ~~must pass~~

Formatted: Font color: Red

Formatted: Font color: Red

SM  
OK  
11-8-13

- G. Ability to read and interpret blueprints.
- H. Ability to prepare routine work records.
- I. Completion of Advanced Pipe Cleaning Course and certification.
- J. Completion of PACP (Pipeline Assessment Certification Program).
- K. Basic computer skills including email, Microsoft office and asset management software.
- L. Display proficiency of understanding and operation of underground camera and other commonly used inspection techniques (dye testing, smoke testing, locator operation).

Formatted: Font color: Red

#### Sewer Maintenance Equipment Operator - Page 2

- M. Cure-In-Place pipe lining patching proficiency in the preparation and installation of CIP patches.
- N. Knowledgeable of Confined Space Entry rules and regulations.

Deleted: content not apply

#### MINIMUM ENTRANCE REQUIREMENTS – con't

- O. Ability to communicate with the public regarding sewer conditions.
- P. Ability to work in a manner that will not needlessly endanger the safety to one's self, others, and equipment.

#### NECESSARY SPECIAL REQUIREMENT:

- A. Possession of a valid State of Michigan CDL with B and N endorsements at time of appointment.
- B. Willing and able to work overtime hours and remain on standby or call in as required.

Deleted:

#### PHYSICAL DEMANDS

While performing the duties of this job, the employee regularly works in outside weather conditions. The employee occasionally works near moving mechanical parts and is occasionally exposed to wet and/or humid conditions, fumes or airborne particles, traffic, toxic or caustic chemicals, risk of electrical shock, and vibration. The employee is occasionally required to stand; walk; use hands to finger, handle, feel or operate objects, tools, or controls; and reach with hands and arms. The employee is occasionally required to sit, climb or balance; stoop, kneel, crouch, or crawl; talk or hear; and smell. The employee must occasionally lift and/or move up to 75 pounds. Specific vision abilities required by this job include close vision, distance vision, color vision, peripheral vision, depth perception, and the ability to adjust focus.

#### Classification History

Revised: 04/18/79  
 Revised: 04/30/79  
 Revised & Reallocated: 07/01/83  
 Revised: 06/26/85  
 Revised: 07/20/92  
 Revised: 02/12/03  
 Reallocated (Wage Inequity): 11-16-08  
 Revised: 07/14/09

The job description does not constitute an employment agreement between the employer and employee and is subject to change by the employer as the needs of the employer and requirements of the job change.

*Jim*  
*OK*  
*10-8-13*

# VACANCY FILLED

## CITY OF FLINT Position Description

|                                                     |                                    |
|-----------------------------------------------------|------------------------------------|
| Class Title: <u>Sewer System Maintainer Trainee</u> | Job Code Number: <u>16-G-026</u>   |
| Established: <u>April 18, 1979</u>                  | Bargaining Unit: <u>Local 1600</u> |

Deleted: \*

### GENERAL STATEMENT OF DUTIES:

Under an on-the-job training program with close supervision operates sewer cleaning, inspection, and maintenance equipment in the maintenance of sewers, utilities and the building and grounds facilities of the City, performs related work as required. As the training progresses, supervision may be proportionately decreased and the responsibility of assignments increased. After completion of 2080 paid working hours, not including overtime, of on-the-job training, in the Water Service Center Division, the training step will be considered complete and the employee eligible for examination for promotion to Sewer System Maintainer.

### SUPERVISION RECEIVED:

Works under the direct supervision of a foreman or employee of higher grade who assigns work and checks for proper performance of duties.

### ESSENTIAL DUTIES AND RESPONSIBILITIES:

1. Assists in the operation of a sewer jet, vacuum truck, power rodder, and bucket machine in the cleaning and maintenance of sanitary and storm sewers and catch basins and inlets.
2. Operates a heavy-duty truck to transport equipment to and from work sites.
3. Reads and interprets blueprints in locating and marking sewer or water infrastructure.
4. Inspects the sanitary and storm sewer systems during cleaning operations and reports needed repairs.
5. Assists in the operation of sewer televising inspection equipment.
5. May assist in the construction and repair of sanitary and storm sewer systems.
6. Places and maintains pumps during emergency flooding situations.
7. Services and makes minor repairs to equipment. May assist journeyman mechanic in the field or in the garage in the major repair and overhaul of sewer cleaning equipment.
8. Prepares routine work records relative to work performed and equipment and manpower usage.
9. May participate in storm removal operations.
10. May be required to perform Water operator duties if necessary.

Deleted: manholes and sewers

Formatted: Bullets and Numbering

### MINIMUM ENTRANCE REQUIREMENTS:

- A. Ability to communicate orally and carry out oral instructions.
- B. Skill in the use of the more common shop tools.
- C. Ability to perform manual labor for extended periods under unfavorable climatic conditions or in mud or water.
- D. Mechanical aptitude.
- E. Ability to meet the physical, mental and visual standards of the job.
- F. Ability and willingness to work in a manner that will not needlessly endanger the safety to one's self, other persons and equipment.

SM  
OK  
11-8-13

## **Section Separator**

**(e) A description of any position that has been eliminated or from which an employee has been laid off.**

Positions Eliminated October 2013- March 2014

Sewer Cleaner

Sewer Construction Equip Oper

Sewer Maintenance Equip Oper

Sewer Systems Maintainer

Water Construction Equip Oper

Water Dist Maintainer

Water Dist Maintainer Trainee

Water Meter Technician

Positions Laid-off October 2013- March 2014

St. Operator Maintainer

**CITY OF FLINT  
Position Description**

|              |                |                  |            |
|--------------|----------------|------------------|------------|
| Class Title: | Sewer Cleaner  | Job Code Number: | 16-H-047   |
| Established: | March 14, 1960 | Bargaining Unit: | Local 1600 |

**GENERAL STATEMENT OF DUTIES:** Performs semi-skilled manual labor in the maintenance and repair of sewers; performs related work as required.

**SUPERVISION RECEIVED:** Works under the immediate supervision of an employee of higher grade who makes assignments and inspects work for conformance to standards.

**ESSENTIAL DUTIES AND RESPONSIBILITIES:**

1. Assists in removing roots and other obstructions from sewer lines using special equipment; cleans manholes, storm drain basins and other sewer structures.
2. Removes and replaces manhole covers; assists during flushing operations and observes flow within the pipelines.
3. May assist in the repair and replacement of broken pipe and sewer mains; raises and lowers manhole frames according to road grades.
4. May drive sewer cleaning equipment, dump trucks, and other sewer maintenance equipment; performs routine maintenance on sewer equipment and the collection system.
5. May be required to stand by and respond to emergency calls.

**MINIMUM ENTRANCE REQUIREMENTS:**

- A. Six months of experience in performing heavy manual labor.
- B. Ability to follow simple oral and written instructions.
- C. Ability to perform strenuous manual labor under adverse conditions associated with collection system maintenance.
- D. Ability to meet the physical, mental and visual standards of the job.
- E. Ability and willingness to withstand exposure to variable weather conditions and to perform work which is generally out of doors.
- F. Ability and willingness to work in a manner that will not needlessly endanger the safety to one's self, other persons and equipment.

**NECESSARY SPECIAL REQUIREMENT:**

- Possession of a valid State of Michigan Driver's License at time of appointment.
- Ability to obtain a valid State of Michigan Commercial Driver's License Type B with "N" endorsement within six (6) months of appointment.
- Ability to obtain confined space training within six months of appointment.

**PHYSICAL DEMANDS:** While performing the duties of this job, the employee regularly works in outside weather conditions. The employee occasionally works near moving mechanical parts and is occasionally exposed to wet and/or humid conditions, fumes or airborne particles, traffic, toxic or caustic chemicals, risk of electrical shock, and vibration. The employee is occasionally required to stand; walk; use hands to finger, handle, feel or operate objects, tools, or controls; and reach with hands and arms. The employee is frequently required to sit; climb or balance; stoop, kneel, crouch, or crawl; talk or hear; and smell. The employee must frequently lift and/or move up to 50 pounds and occasionally lift and/or move up to 100 pounds. Specific vision abilities required by this job include close vision, distance vision, color vision, peripheral vision, depth perception, and the ability to adjust focus.

**Classification History**

Established: City Commission 03/14/60

Revised & Retitled: CSC 02/13/68

Revised : Personnel 10/30/79, 12/28/82, 09/16/92, 09/22/95, 08/06/97

Reallocated & Revised: Personnel 10/16/00

Reallocated (Wage Inequity): 11/16/08

**The job description does not constitute an employment agreement between the employer and employee and is subject to change by the employer as the needs of the employer and requirements of the job change.**



**CITY OF FLINT**  
**Position Description**

|                                                    |                             |
|----------------------------------------------------|-----------------------------|
| Class Title: Sewer Construction Equipment Operator | Job Code Number: 21-N-062   |
| Established: June 28, 1984                         | Bargaining Unit: Local 1600 |

**GENERAL STATEMENT OF DUTIES:** Operates, maintains, and repairs tractor-loader-backhoe and hydraulic excavator used for digging, loading, unloading, and handling materials used in the installation and maintenance of the City Sewer Systems. Operates other heavy equipment such as tapping machines utilized in field work of the Sewer Division. Assists foreman in directing field crews. Performs related work as required.

**SUPERVISION RECEIVED:** Works under the supervision of an employee of higher grade who assigns work and inspects jobs in progress.

**SUPERVISION EXERCISED:** May assist foreman in exercising working supervision over a small number of employees engaged in the installation and maintenance of the City Sewer Systems.

**ESSENTIAL DUTIES AND RESPONSIBILITIES:**

1. Operates, maintains, and repairs a hydraulic excavator to dig excavations for repair and installation of sanitary and storm sewers; manholes and drainage structures. Loads and unloads materials and supplies to and from trucks, railroad cars and stockpiles.
2. Operates hydraulic excavator for excavating and handling materials for various other City Departments in unusual or critical area.
3. Operates, maintains, and repairs diesel-powered tractor-loader-backhoe used for the installation, maintenance and repair of the City Sewer Systems.
4. May assist foreman and in his absence performs the duties of the lead man in directing field crews in installation and repairs of the City Sewer Systems.
5. May be required to operate other construction equipment such as bulldozers, graders and similar equipment.

**MINIMUM ENTRANCE REQUIREMENTS:**

1. One (1) year experience as a Sewer Systems Maintainer - **OR** - One (1) year experience operating a material moving industrial tractor for the City of Flint.
2. Working knowledge of the principles of heavy automotive and diesel powered construction equipment operation and its uses.
3. Knowledge of the construction of heavy automotive and diesel powered equipment.
4. Ability to make minor repairs and adjustments and to service heavy construction equipment.
5. Skill in the operation of heavy automotive and diesel powered construction equipment.
6. Ability to meet the physical, mental, and visual standards of the job.
7. Ability and willingness to work in a manner that will not needlessly endanger the safety to one's self, other persons and equipment.

**NECESSARY SPECIAL REQUIREMENT(S):**

- Possession of a valid State of Michigan Driver's License at time of appointment.
- Possession of a valid State of Michigan Commercial Driver's License Class "A" within six (6) months of appointment.

**PHYSICAL DEMANDS:**

While performing the duties of this job, the employee regularly works in outside weather conditions. The employee occasionally works near moving mechanical parts and is occasionally exposed to wet and/or humid conditions, fumes or airborne particles, traffic, toxic or caustic chemicals, risk of electrical shock, and vibration. The employee is occasionally required to stand; walk; use hands to finger, handle, feel or operate objects, tools, or controls; and reach with hands and arms. The employee is occasionally required to sit; climb or balance; stoop, kneel, crouch, or crawl; talk or hear; and smell. The employee must occasionally lift and/or move up to 50 pounds. Specific vision abilities required by this job include close vision, distance vision, color vision, peripheral vision, depth perception, and the ability to adjust focus.

**Classification History:**

Established: Personnel 06-28-84

Revised: Personnel 10-10-94, 09-04-97

Revised: Human Resources 09-01-05, 07-21-06, 07-25-06

Reallocated (Wage Inequity) 10/21/07

**The job description does not constitute an employment agreement between the employer and employee and is subject to change by the employer as the needs of the employer and requirements of the job change.**

## CITY OF FLINT Position Description

|                                             |                             |
|---------------------------------------------|-----------------------------|
| Class Title: <u>Sewer System Maintainer</u> | Job Code Number: 20-G-026   |
| Established: April 18, 1979                 | Bargaining Unit: Local 1600 |

Deleted:

Deleted: Maintenance

Operator

Equipment

### GENERAL STATEMENT OF DUTIES:

Operates sewer cleaning, inspection, and maintenance equipment in the maintenance of sewers, utilities and the building and grounds facilities of the City; performs related work as required.

### SUPERVISION RECEIVED:

Works under the supervision of an employee of higher grade who assigns and reviews work for effectiveness.

### SUPERVISION EXERCISED:

May exercise working supervision over a few employees engaged in routine sewer cleaning activities.

### ESSENTIAL DUTIES AND RESPONSIBILITIES:

1. Operates a sewer jet, vacuum truck, power rodder, and bucket machine in the cleaning and maintenance of sanitary and storm sewers and catch basins and inlets.
2. Operates a heavy-duty truck to transport equipment to and from work sites.
3. Reads and interprets blueprints in locating and marking sewer or water infrastructure.
4. Inspects the sanitary and storm sewer systems during cleaning operations and reports needed repairs.
5. Operates sewer televising inspection equipment.
5. May assist in the construction and repair of sanitary and storm sewer systems.
6. Places and maintains pumps during emergency flooding situations.
7. Services and makes minor repairs to equipment. May assist journeyman mechanic in the field or in the garage in the major repair and overhaul of sewer cleaning equipment.
8. Prepares routine work records relative to work performed and equipment and manpower usage.
9. May participate in snow removal operations.
10. May be required to perform Water operator duties if necessary.

Deleted: manholes and sewers.

Formatted: Bullets and Numbering

### MINIMUM ENTRANCE REQUIREMENTS:

- A. One year of experience in the classification of Sewer System Maintainer Trainee.
- B. Basic knowledge of the flow, functions, and operations of sanitary and storm sewers.
- C. Ability to operate heavy sewer maintenance equipment in confined spaces in the presence of sewage and under adverse weather conditions.
- D. Ability to service and make minor repairs and adjustments to sewer maintenance equipment and to assist in major repair and overhaul of the equipment.
- E. Ability to understand and carry out oral and written instructions.
- F. Ability to perform manual tasks involving physical strength.
- G. Ability to read and interpret blueprints.
- H. Ability to prepare routine work records.

Deleted: Six (6) months

Deleted: Cleaner in the Sewer Maintenance Division, Sewer Maintainer Training Series in the Sewer Maintenance Division, the Water Distribution Maintainer Training Series, or the Street Operator Maintainer Training Series in the Street Maintenance Division.

*SW*  
*OK*  
*11-8-13*

**MINIMUM ENTRANCE REQUIREMENTS – con't**

- I. Ability to communicate with the public regarding sewer conditions.
- J. Ability to work in a manner that will not needlessly endanger the safety to one's self, others, and equipment.
- K. Knowledgeable of Confined Space Entry rules and regulations

**NECESSARY SPECIAL REQUIREMENT:**

- A. Possession of a valid State of Michigan CDL with B and N endorsements at time of appointment.
- B. Willing and able to work overtime hours and remain on standby call as required.
- C. Must successfully advance to Sewer System Senior Maintainer by passing test and meeting all other job requirements after 1 year in this position which is part of a training series.

Deleted: B.

Formatted: Bullets and Numbering

**PHYSICAL DEMANDS**

While performing the duties of this job, the employee regularly works in outside weather conditions. The employee occasionally works near moving mechanical parts and is occasionally exposed to wet and/or humid conditions, fumes or airborne particles, traffic, toxic or caustic chemicals, risk of electrical shock, and vibration. The employee is occasionally required to stand; walk; use hands to finger, handle, feel or operate objects, tools, or controls; and reach with hands and arms. The employee is occasionally required to sit; climb or balance; stoop, kneel, crouch, or crawl; talk or hear; and smell. The employee must occasionally lift and/or move up to 75 pounds. Specific vision abilities required by this job include close vision, distance vision, color vision, peripheral vision, depth perception, and the ability to adjust focus.

**Classification History**

Revised: 04/18/79  
Revised: 04/30/79  
Revised & Reallocated: 07/01/83  
Revised: 06/26/85  
Revised: 07/20/92  
Revised: 02/12/03  
Reallocated (Wage Inequity): 11/16/08  
Revised: 07/14/09

The job description does not constitute an employment agreement between the employer and employee and is subject to change by the employer as the needs of the employer and requirements of the job change.

SM  
OK  
1-872

**CITY OF FLINT**  
**Position Description**

|              |                          |                  |            |
|--------------|--------------------------|------------------|------------|
| Class Title: | Sewer Systems Maintainer | Job Code Number: | 20-N-060   |
| Established: | June 28, 1984            | Bargaining Unit: | Local 1600 |

**GENERAL STATEMENT OF DUTIES:** Inspects, installs, maintains, and repairs sanitary sewers, storm sewers, and sewer system appurtenances of the City storm and sanitary sewer systems.

**SUPERVISION RECEIVED:** Works under the direct supervision of an employee of higher grade who assigns work and checks for proper performance of duties.

**ESSENTIAL DUTIES AND RESPONSIBILITIES:**

1. Makes repairs to the City storm and sanitary sewer systems.
2. Lays new pipes, installs new taps, constructs and repairs manholes.
3. Cuts new pipe, cuts out damaged pipe, removes and replaces pipe fittings, makes connections to sewers and catch basins.
4. Drives utility and dump trucks; orders materials, makes out simple reports on work performed and materials used.
5. Operates, pneumatic air hammers and other equipment in making excavations and backfills; shoes trenches.
6. Performs manual labor and does a variety of routine tasks such as hand shoveling, hand grading, mixing cement.
7. May act as a crew leader on maintenance work over a few lower level employees.
8. Cleans, repairs, and places forms used for laying concrete, lays and finishes cement work.

**MINIMUM ENTRANCE REQUIREMENTS:**

- A. One (1) year of experience as a Sewer Systems Maintainer Trainee in the construction, maintenance, and repair of the City's storm and sanitary sewer systems.
- B. Working knowledge of the materials, methods, and practices of sewer construction and methods.
- C. Ability to carry out oral and written instructions and to work from blueprints.
- D. Skill in the use of tools and equipment common to sewer systems construction, maintenance and repair.
- E. Ability to perform manual labor for extended periods under unfavorable climatic conditions or in mud and water.
- F. Mechanical aptitude.
- G. Ability to meet the physical, mental and visual standards of the job.
- H. Ability and willingness to work in a manner that will not needlessly endanger the safety to one's self, other persons and equipment.

**NECESSARY SPECIAL REQUIREMENT(S):**

- Possession of a valid driver's license.

**PHYSICAL DEMANDS:**

While performing the duties of this job, the employee regularly works in outside weather conditions. The employee occasionally works near moving mechanical parts and is occasionally exposed to wet and/or humid conditions, fumes or airborne particles, traffic, toxic or caustic chemicals, risk of electrical shock, and vibration. The employee is occasionally required to stand; walk; use hands to finger, handle, feel or operate objects, tools, or controls; and reach with hands and arms. The employee is frequently required to sit; climb or balance; stoop, kneel, crouch, or crawl; talk or hear; and smell. The employee must frequently lift and/or move up to 50 pounds and occasionally lift and/or move up to 100 pounds. Specific vision abilities required by this job include close vision, distance vision, color vision, peripheral vision, depth perception, and the ability to adjust focus.

**Classification History:**

Established: Personnel 06/28/1984

Revised: Personnel 02/01/1995

Reallocated (Wage Inequity): 10/21/07

**The job description does not constitute an employment agreement between the employer and employee and is subject to change by the employer as the needs of the employer and requirements of the job change.**

**CITY OF FLINT  
Position Description**

|              |                                          |                  |            |
|--------------|------------------------------------------|------------------|------------|
| Class Title: | Water Construction<br>Equipment Operator | Job Code Number: | 21-N-063   |
| Established: | June 28, 1984                            | Bargaining Unit: | Local 1600 |

**GENERAL STATEMENT OF DUTIES:** Operates, maintains, and repairs tractor-loader backhoe and hydraulic excavator, hydro-crane and/or any other machine or unit used for digging, loading, unloading, and handling materials used in the installation, repair and maintenance of the City of Flint Water System. Operates other heavy equipment such as tapping machines utilized in fieldwork of the Water Division. Assists foreman in directing field crews. Performs related work as required.

**SUPERVISION RECEIVED:** Works under the supervision of an employee of higher grade who assigns work and inspects jobs in progress.

**SUPERVISION EXERCISED:** May assist foreman in exercising working supervision over a small number of employees engaged in the installation and maintenance of the City Water System.

**ESSENTIAL DUTIES AND RESPONSIBILITIES:**

1. Operates, maintains and repairs a hydraulic excavator, and/or hydro-crane equipped with clam-shell to dig excavations for repair and installation of water mains, water, water service lines, fire hydrants, gates valves, manholes. Loads and unloads materials and supplies to and from trucks, other transporting equipment and stockpiles.
2. Operates hydraulic excavator for excavating and handling materials for various other City Departments in unusual or critical area.
3. Operates, maintains, and repairs diesel-powered tractor-loader-backhoe used for the installation, maintenance and repair of the City Water System.
4. May assist foreman and in his absence performs the duties of the lead man in directing field crews in installation and repairs to the City Water System.
5. May be required to operate other construction equipment such as bulldozers, graders and similar equipment.
6. May be required to work in the classification of Water Distribution Maintainer.

**MINIMUM ENTRANCE REQUIREMENTS:**

- A. Two years experience as a Water Distribution Maintainer; must currently be working in the classification of Water Distribution Maintainer.
- B. Working knowledge of the principles of heavy automotive and diesel powered construction equipment operation and its uses.
- C. Knowledge of the construction of heavy automotive and diesel powered equipment.
- D. Ability to make minor repairs and adjustments and to service heavy construction equipment.
- E. Skill in the operation of heavy automotive and diesel powered construction equipment.
- F. Ability to meet the physical, mental, and visual standards of the job.
- G. Ability and willingness to work in a manner that will not needlessly endanger the safety to one's self, other persons and equipment.
- H. Ability to work in all outside weather conditions and at all times of day or night.

**NECESSARY SPECIAL REQUIREMENT:**

- Possession and maintenance of a valid State of Michigan driver's license.
- Possession and maintenance of a valid State of Michigan C.D.L. driver's license "A" endorsement or the receipt of one within three (3) months of appointment.
- Possession and maintenance of an M.D.P.H. Waterworks System Operator "S-3" license or receipt of one within three (3) years of appointment.

**PHYSICAL DEMANDS:**

While performing the duties of this job, the employee regularly works in outside weather conditions. The employee occasionally works near moving mechanical parts and is occasionally exposed to wet and/or humid conditions, fumes or airborne particles, traffic, toxic or caustic chemicals, risk of electrical shock, and vibration. The employee is occasionally required to stand; walk; use hands to finger, handle, feel or operate objects, tools, or controls; and reach with hands and arms. The employee is occasionally required to sit; climb or balance; stoop, kneel, crouch, or crawl; talk or hear; and smell. The employee must occasionally lift and/or move up to 50 pounds. Specific vision abilities required by this job include close vision, distance vision, color vision, peripheral vision, depth perception, and the ability to adjust focus.

**Classification History**

EST. Personnel 6/28/84

REVISED: Personnel 10/10/94

REVISED: Personnel 06/14/96

REVISED: Personnel 07/12/02

REVISED: Human Resources 03/18/05

REALLOCATION: 07/01/06

**The job description does not constitute an employment agreement between the employer and employee and is subject to change by the employer as the needs of the employer and requirements of the job change.**



# Position Eliminated

## CITY OF FLINT Position Description

|                                            |                             |
|--------------------------------------------|-----------------------------|
| Class Title: Water Distribution Maintainer | Job Code Number: 20-N-036   |
| Established:                               | Bargaining Unit: Local 1600 |

**GENERAL STATEMENT OF DUTIES:** Inspects, installs, maintains, and repairs water mains, water service lines, valves, meters, hydrants, and other appurtenances of the water supply system; may work independently or with one or more other water service men, or may act as lead man in a small work crew; performs related work as required.

**SUPERVISION RECEIVED:** Works under the direct supervision of an employee of higher grade who assigns work and checks for proper performance of duties.

### **ESSENTIAL DUTIES AND RESPONSIBILITIES:**

1. Installs water mains and new service lines; inspects new mains and service lines being installed by contractors; may on occasion confer with contractors relative to installations and inspections of service lines and water mains; inserts tapping valves for new mains and service lines while maintaining constant water pressure.
2. Lays and repairs water mains; installs and repairs gate valves; installs, repairs, and tests fire hydrants; constructs and repairs manholes on gate valves.
3. Installs service connections, including tapping water main and laying service pipe; connects shut-off valves and stop box; digs up curb boxes; thaws frozen lines in winter; constructs and repair headers for multiple meter settings.
4. Pours lead and caulks joints, cuts pipe, cuts out broken pipe, puts on sleeves, shuts off gate valves, repacks stuffing boxes.
5. Installs and removes consumer water meters; reads commercial and residential meters as required; checks low pressure complaints and causes of high water bills; makes cost estimates for relocation of meters and repair of service lines as required.
6. Drives utility and dump trucks; orders materials, makes out simple reports on work performed and materials used.
7. May act as lead man in a small work crew engaged in installation and maintenance, or may work independently or with one or more Water Service Men.
8. May clean and repack water meters and/or be assigned duties in the stockroom.
9. Contacts customers and makes arrangements for temporary shutoff of water for repairs and/or new connections and installations of mains.

### **MINIMUM ENTRANCE REQUIREMENTS:**

- A. One year of experience as a Water Distribution Maintainer Trainee with the Water Distribution and Service system.
- B. Familiarity with the materials, methods and practices of water system installation and maintenance.
- C. Working knowledge of the water service and distribution system.
- D. Ability to carry out oral and written instructions and to work from blueprints.
- E. Skill in the use of tools and equipment common to water distribution, construction, maintenance, and service.
- F. Ability to perform manual labor for extended periods under unfavorable climatic conditions or in mud and water.

**MINIMUM ENTRANCE REQUIREMENTS (Con't):**

- G. Mechanical aptitude.
- H. Ability to meet the physical, mental and visual standards of the job.
- I. Ability and willingness to work in a manner that will not needlessly endanger the safety to one's self, other persons and equipment.

**NECESSARY SPECIAL REQUIREMENT(S):**

Possession of a valid driver's license.

**PHYSICAL DEMANDS:**

While performing the duties of this job, the employee regularly works in outside weather conditions. The employee occasionally works near moving mechanical parts and is occasionally exposed to wet and/or humid conditions, fumes or airborne particles, traffic, toxic or caustic chemicals, risk of electrical shock, and vibration. The employee is occasionally required to stand; walk; use hands to finger, handle, feel or operate objects, tools, or controls; and reach with hands and arms. The employee is frequently required to sit; climb or balance; stoop, kneel, crouch, or crawl; talk or hear; and smell. The employee must frequently lift and/or move up to 50 pounds and occasionally lift and/or move up to 100 pounds. Specific vision abilities required by this job include close vision, distance vision, color vision, peripheral vision, depth perception, and the ability to adjust focus.

**Classification History:**

REVISED: CSC Mtg. 07/24/61, 08/09/67

RETITLED: CSC Mtg. 07/02/74

REVISED: Personnel 10/16/81

REALLOCATED: Wage Inequity 07/01/85

REVISED: Personnel 06/03/91

REALLOCATED: Human Resources 07/01/2006

**The job description does not constitute an employment agreement between the employer and employee and is subject to change by the employer as the needs of the employer and requirements of the job change.**

**CITY OF FLINT  
Position Description**

|              |                                          |                  |            |
|--------------|------------------------------------------|------------------|------------|
| Class Title: | Water Distribution<br>Maintainer Trainee | Job Code Number: | 12-N-035   |
| Established: | June 26, 1961                            | Bargaining Unit: | Local 1600 |

**GENERAL STATEMENT OF DUTIES:** Under an on-the-job training program with close supervision installs, maintains and repairs water mains, valves, meters, hydrants and other appurtenances of the water supply system; performs related work as required. As the training progresses, supervision may be proportionately decreased and the responsibility of assignments increased. After completion of 2080 paid working hours, not including overtime, of on-the-job training, in the Water Service Center Division, the training period will be considered complete and the employee eligible for examination for promotion to Water Distribution Maintainer.

**SUPERVISION RECEIVED:** Works under the direct supervision of a foreman who assigns work and checks for proper performance of duties.

**ESSENTIAL DUTIES AND RESPONSIBILITIES:**

1. Installs water mains and new service lines; inserts tapping valves for new mains and service lines.
2. Lays and repairs water mains; repairs gate valves; installs, repairs and tests fire hydrants; constructs and repairs wells on line gates.
3. Installs service connections, including tapping water main and laying service pipe; connects shut-off valves and stop box; digs and back-fills trenches; locates and digs up curb boxes as necessary; thaws frozen lines in winter.
4. Caulks joints, cuts pipe, cuts out broken pipe, puts on sleeves, shuts off gate valves, repairs stuffing boxes.
5. Installs and removes consumer water meters.
6. Drives utility and dump trucks; orders materials; makes out simple reports on work performed and materials used.
7. May work with one or more Water Service men.
8. May clean and repack water meters and/or be assigned duties in the stockroom.

**MINIMUM ENTRANCE REQUIREMENTS:**

- A. Ability to communicate orally and carry out oral instructions.
- B. Skill in the use of the more common shop tools.
- C. Ability to perform manual labor for extended periods under unfavorable climatic conditions or in mud or water.
- D. Mechanical aptitude.
- E. Ability to meet the physical, mental and visual standards of the job.
- F. Ability and willingness to work in a manner that will not needlessly endanger the safety to one's self, other persons and equipment.

**NECESSARY SPECIAL REQUIREMENT:**

- A. Possession of a valid Driver's License before appointment.
- B. Possession of a valid CDL Class B Driver's License at time of appointment.

**PHYSICAL DEMANDS:**

While performing the duties of this job, the employee regularly works in outside weather conditions. The employee occasionally works near moving mechanical parts and is occasionally exposed to wet and/or humid conditions, fumes or airborne particles, traffic, toxic or caustic chemicals, risk of electrical shock, and vibration. The employee is occasionally required to stand; walk; use hands to finger, handle, feel or operate objects, tools, or controls; and reach with hands and arms. The employee is frequently required to sit; climb or balance; stoop, kneel, crouch, or crawl; talk or hear; and smell. The employee must frequently lift and/or move up to 50 pounds and occasionally lift and/or move up to 100 pounds. Specific vision abilities required by this job include close vision, distance vision, color vision, peripheral vision, depth perception, and the ability to adjust focus.

**Classification History**

Allocated: CSC MTG. 05/15/61  
Established: SC MTG. 06/26/61  
Reallocated: CSC MTG. 12/12/69  
Re-titled: CSC MTG. 07/02/74  
Revised: Personnel 07/07/81, 03/17/82,  
05/03/90, 02/01/01  
Revised: Personnel: 02/25/11

**The job description does not constitute an employment agreement between the employer and employee and is subject to change by the employer as the needs of the employer and requirements of the job change.**

**CITY OF FLINT  
Position Description**

|              |                        |                  |            |
|--------------|------------------------|------------------|------------|
| Class Title: | Water Meter Technician | Job Code Number: | 19-N-016   |
| Established: | December 13, 1994      | Bargaining Unit: | Local 1600 |

**GENERAL STATEMENT OF DUTIES:** Performs a variety of tasks related to the inspection, testing, installation, resetting, and/or removal of residential and commercial meters. Turns water on and off at the curb box; performs related work as required.

**SUPERVISION RECEIVED:** Works under the supervision of an employee of higher grade who assigns work and checks results for proper completion in accordance with established policies and procedures.

**ESSENTIAL DUTIES AND RESPONSIBILITIES:**

1. Inspects defective residential and compound meters and transponders; determines defects; takes meters apart; inspects and cleans parts.
2. Tests and calibrates transponder and meter after assembling.
3. Uses various hand held computing devices to program transponders, obtain meter reads, and diagnose transponder and/or meter malfunctions.
4. Assembles parts after testing and calibrating residential meters.
5. Installs and removes meters and transponders. Records meter reads.
6. Locates, and as necessary, digs up curb boxes; operates curb cock to turn water on and off; cleans curb boxes.
7. Reports service leaks and illegal meter connections to the foreman.
8. Completes simple reports on work performed.
9. May drive a van, truck or other light duty vehicle in the performance of duties, including the transport of equipment, materials, and supplies.
10. May, on occasion, be required to turn off water service to customers with delinquent accounts.

**MINIMUM ENTRANCE REQUIREMENTS:**

- A. Two (2) years of general mechanical experience.
- B. Working knowledge of mechanical concepts and ideas.
- C. Working knowledge of the geography and street locations of the city.
- D. A mechanical aptitude, together with skill in the use of the more common shop and hand tools.
- E. Ability to perform basic mathematics.
- F. Ability to understand and carry out written and verbal instructions.
- G. Ability to establish and maintain cooperative working relationships with the other employees and the general public.
- H. Ability to meet the physical, mental and visual standards of the job and work in adverse weather conditions.
- I. Ability and willingness to work in a manner that will not needlessly endanger the safety to one's self, other persons and equipment.

**NECESSARY SPECIAL REQUIREMENT:**

- Possession of a valid State of Michigan Driver's License at time of appointment.

**PHYSICAL DEMANDS:**

While performing the duties of this job, the employee regularly works in outside weather conditions. The employee regularly works near moving mechanical parts and is exposed to inclement conditions, fumes or airborne particles, traffic, toxic or caustic chemicals, risk of electrical shock, and vibration. The employee is regularly required to reach with hands and arms and is required to stand and walk; and use hands to finger, handle, feel or operate objects, tools, or controls. The employee is occasionally required to sit; climb or balance; stoop, kneel, crouch, or crawl; and talk or hear.

The employee must frequently lift and/or move up to 25 pounds and occasionally lift and/or move more than 100 pounds. Specific vision abilities required by this job include close vision, and the ability to adjust focus.

**Classification History**

Established: Personnel 12/13/94 (Combined positions of  
Water Meter Maint. & Water Meter Setter)

Revised: Personnel 05/23/95

Revised: Human Resources 02/17/05

Revised: Human Resources 06/19/06

Reallocated (Wage Inequity): 10/26/07

Revised: Human Resources 09/17/09

**The job description does not constitute an employment agreement between the employer and employee and is subject to change by the employer as the needs of the employer and requirements of the job change.**

**CITY OF FLINT**  
**Position Description**

# ***Lay Off Position***

|              |                            |                  |            |
|--------------|----------------------------|------------------|------------|
| Class Title: | Street Operator/Maintainer | Job Code Number: | 22-G-018   |
| Established: | January 7, 1993            | Bargaining Unit: | Local 1600 |

**GENERAL STATEMENT OF DUTIES:**

Operates one or more pieces of heavy construction or maintenance equipment in the installation, construction, maintenance, and repair of city streets, utilities, sidewalks, curbs, gutters, and the building and grounds facilities of the City. Performs skilled labor in the finishing of cement for streets, sidewalks, curbs, gutters and pavements. Performs related work as required.

**SUPERVISION RECEIVED:**

Works under the supervision of an employee of higher level who inspects work for conformance to standards.

**SUPERVISION EXERCISED:**

May act as crew leader over a small number of employees on work projects.

**ESSENTIAL DUTIES AND RESPONSIBILITIES:**

1. Operates diverse pieces of heavy equipment used in performing a variety of grading, excavating, filling, compacting, shaping, construction and maintenance of road surfaces. Performs trenching, snow plowing and removal, sweeping, and salting as required.
2. Assists in the construction and maintenance of streets, sidewalks, concrete curbs and gutters and concrete or asphalt pavements. Cleans, repairs, and places forms used for laying concrete.
3. Operates a loader, tractor or backhoe for loading, unloading or moving materials. Operates a front end loader to load, unload and transfer materials on construction projects such as digging, performs on the spot sewer repairs during street resurfacing activities. Operates a tractor mounted mower for City mowing programs.
4. Performs manual labor and does a variety of routine tasks such as hand shoveling, hand grading, mixing cement, preparing concrete and bituminous pavements or walks for repairs, breaking streets & curbs for repair, tamping asphalt and finishing concrete. Sets curb forms, cuts and fits pipes, raises catch basins and manholes, runs air hammers and sets grades.
5. Operates an asphalt paving machine in the construction and repair of asphalt streets. Operates a tandem roller to compact asphalt paving materials. Operates equipment necessary in making excavations and backfilling and shoring trenches.
6. Performs less difficult inspections of street & construction & repair projects to determine conformance with plans, specifications and departmental work practices.
7. Drives truck to transport equipment, materials and supplies and to plow and salt streets. May act as a crew leader on maintenance work and construction projects.
8. Services and makes minor repairs to equipment. May assist mechanics in the field or garage. May on occasion perform welding and cutting on equipment used in the performance of job duties.

**MINIMUM ENTRANCE REQUIREMENTS:**

- A. Must have completed at least twelve (12) months of on the job training in the job classification Street Operator/Maintainer Trainee I; and at least 2200 hours of on the job training in the job classification of Street Operator/Maintainer Trainee II.
- B. Ability to finish concrete.
- C. Ability to operate heavy automotive equipment.
- D. Ability to perform the semi-skilled tasks involved in street construction and maintenance.
- E. Ability to understand and follow oral and written instructions.
- F. Ability to service and make minor repairs and adjustments to equipment used and to assist in major repair and overhaul of said equipment.
- G. Ability to perform manual labor for extended periods under unfavorable climatic conditions.
- H. Mechanical aptitude.
- I. Working knowledge of the materials, methods, and practices of construction and maintenance.
- J. Willingness to work in a safe manner that will not needlessly endanger the safety to one's self, other persons, and equipment.

**NECESSARY SPECIAL REQUIREMENT(S):**

- Possession of a Michigan Drivers License.
- Possession of a Commercial Drivers License Type A.

**PHYSICAL DEMANDS:**

While performing the duties of this job, the employee regularly works in outside weather conditions. The employee regularly works near moving mechanical parts and is exposed to inclement conditions, fumes or airborne particles, traffic, toxic or caustic chemicals, risk of electrical shock, and vibration. The employee is regularly required to reach with hands and arms and is required to stand and walk; and use hands to finger, handle, feel or operate objects, tools, or controls. The employee is occasionally required to sit; climb or balance; stoop, kneel, crouch, or crawl; and talk or hear.

The employee must frequently lift and/or move up to 25 pounds and occasionally lift and/or move more than 100 pounds. Specific vision abilities required by this job include close vision, and the ability to adjust focus.

**Classification History:**

Established: Personnel 1/07/93

Revised: Personnel 03/09/94

Reallocated: Wage Inequity 07/03/94

Revised: Human Resources 07/27/06

Reallocated (Wage Inequity): 10/21/07

The job description does not constitute an employment agreement between the employer and employee and is subject to change by the employer as the needs of the employer and requirements of the job change.



## **Section Separator**

- (f) A copy of the contract with the emergency manager as provided in section 9(3)(e).**



RICK SNYDER  
GOVERNOR

STATE OF MICHIGAN  
DEPARTMENT OF TREASURY  
LANSING

ANDY DILLON  
STATE TREASURER

## CONTRACT FOR EMERGENCY MANAGER SERVICES

Rick Snyder, Governor of the State of Michigan (Governor) and the Michigan Department of Treasury retain and appoint Darnell Earley as the Emergency Manager (Emergency Manager) for the City of Flint (City) under Public Act 436 of 2012, the Local Financial Stability and Choice Act, MCL 141.1541 *et seq.* (the Act).

The Emergency Manager will provide services to the City pursuant to the terms and conditions set forth in this Contract and the Act.

The Emergency Manager's role is to remedy the financial distress of the City by requiring, within available resources, prudent fiscal management and an efficient provision of municipal services by exercising the necessary authority conferred herein to take appropriate action on behalf of the City and its residents. In accepting this appointment, the Emergency Manager agrees to leverage all the Emergency Manager's skills and abilities to accomplish these objectives on behalf of City residents.

### 1. PARTIES, PURPOSE, DUTIES, AND REPORTS

1.1 Parties. The parties to this Contract are the State of Michigan by the Department of Treasury and Darnell Earley.

1.2 Purpose. The parties to this Contract agree that Darnell Earley will act as the Emergency Manager for the City. The Emergency Manager's duties and responsibilities are delineated in the Act and include conducting all aspects of the operations of the City and establishing and implementing a written financial plan as required by Section 11 of the Act.

1.3 Duties. The Emergency Manager shall possess all the powers and duties authorized under the Act, including those specifically related to local governments. In addition, the Emergency Manager shall work cooperatively with the Office of the Governor and the State Treasurer. The Emergency Manager agrees to continue to keep these officials informed of major initiatives to be undertaken in furtherance of this Contract before their public announcement. The Emergency Manager shall seek the approval of the State Treasurer before entering into a new collective bargaining agreement.

1.4 Reports. The Emergency Manager shall file quarterly reports with the Department of Treasury beginning on January 15, 2014, for the immediately preceding quarter and shall file the first report required by Section 17 of the Act within six months of the Emergency Manager's appointment and every three months thereafter.

1.5 Communications. The Emergency Manager shall establish and maintain an appropriate protocol for ongoing communications with officials of the City, City residents, and the media. The communications protocol should include a variety of means, including personal interactions.

## **2. TERM OF CONTRACT**

2.1 The Emergency Manager serves at the pleasure of the Governor except as provided in Section 9(3)(d) and Section 9(6)(c) of the Act.

2.2 Effective Date. This contract is effective on Tuesday October 8, 2013.

## **3. COMPENSATION FOR SERVICES PROVIDED**

3.1 Source of Payment. The State shall pay the compensation of the Emergency Manager for all services rendered under this Contract.

3.2 Salary. The Emergency Manager's salary for services rendered under this Contract shall be \$180,000.00 per year. If this Contract is terminated after the Emergency Manager has provided services for a portion of the month, the Emergency Manager shall be entitled, for that portion of that month, to \$15,000.00 multiplied by the proportion that the number of days of the month for which services were provided bears to the number of days of the whole month.

3.3 Payment for Services. The Emergency Manager shall be paid in installments consistent with the established written policies and procedures of the Michigan Department of Treasury. If requested by the State Treasurer, the Emergency Manager shall provide to the Michigan Department of Treasury additional information regarding services performed pursuant to this Contract.

3.4 Reimbursement for Actual and Necessary Expenses. The actual and necessary expenses of the Emergency Manager, including customary expenses related to travel, meals, and lodging which are incurred in connection with service to the City will be reimbursed by the City. The Emergency Manager shall provide original copies of all receipts for meals, lodging, and travel reimbursement with any request for reimbursement. Any reimbursement for expenses under this contract shall be reviewed and approved in writing by the City's Chief Financial Officer.

## **4. ADDITIONAL STAFF AND CONSULTANT FEES**

4.1 Staff. The Emergency Manager may, as provided in the Act, appoint additional staff as necessary to fulfill the obligations of the Emergency Manager's appointment and duties under this Contract. Payment of compensation for additional staff will be the obligation of the City. While authority to hire additional staff rests with the Emergency Manager, the Emergency Manager agrees to consult with the State Treasurer, or the designee of the State Treasurer, at least 24 hours before extending offers of employment for positions paying \$50,000.00, or more, annually. The Emergency Manager shall issue a written employment contract to each individual hired pursuant to this Section, regardless of the compensation paid to that individual. The employment contract

issued pursuant to this Section shall, as of the date the individual is hired by the Emergency Manager, prohibit the individual from engaging in any other employment for remuneration without the express written approval of the Emergency Manager. The Emergency Manager agrees to consult with the State Treasurer, or the designee of the State Treasurer, at least 24 hours before approving outside employment for any individual. A breach of this Section shall be a material breach of this Contract.

**4.2 Professional Assistance.** The Emergency Manager may, as provided in the Act, secure professional assistance as necessary to fulfill the obligations of the Emergency Manager's appointment and duties under this Contract. Payment of compensation for additional professional assistance will be the obligation of the City. The Emergency Manager agrees to consult with the State Treasurer, or the designee of the State Treasurer, at least 24 hours before authorizing professional services contracts of \$50,000.00, or more, per engagement or project. If a contract under this Section, or under Section 4.1, has a value of \$50,000 or more, the Emergency Manager shall not execute the contract unless the contract is subject to competitive bidding by the Emergency Manager or the Emergency Manager receives prior written approval from the State Treasurer.

**4.3 Security.** The Emergency Manager will be entitled to receive security protection in connection with the Emergency Manager's duties under this Contract. Security personnel will be retained only upon the approval of the State Treasurer, or the designee of the State Treasurer, and only after consultation with the Director of the Michigan Department of State Police, or the designee of the Director of the Michigan Department of State Police. Payment of compensation for security personnel will be the obligation of the City.

## **5. REPRESENTATIONS**

**5.1 Qualifications.** By signing this Contract, the Emergency Manager, represents that the Emergency Manager meets the minimum qualifications for appointment set forth in the Act. The Emergency Manager shall perform the duties of that office on a full-time basis, except as otherwise approved by the State Treasurer, and shall not accept any other employment or engage in any other activity for remuneration without the express written approval of the State Treasurer.

**5.2 Conflict of Interest.** The Emergency Manager represents and warrants that the Emergency Manager has no personal or financial interest, and will not acquire any such interest, that would conflict in any manner or degree with the performance of this Contract.

**5.3 Non-competition.** The Emergency Manager represents and warrants that the Emergency Manager is not subject to any non-disclosure, non-competition, or similar clause with current or prior clients or employers that will interfere with the performance of this Contract. The State will not be subject to any liability for any such claim.

**5.4 Facilities and Personnel.** The City will provide the Emergency Manager with proper facilities and personnel to perform the services and work required to be performed pursuant to this Contract.

**5.5 Records.** The Emergency Manager shall maintain complete records in accordance with

generally accepted accounting practices and sound business practices. This requirement applies to all information maintained or stored in the computer system of the Emergency Manager or computer system of the City. The State Treasurer and his designees shall have the right to inspect all records related to this Contract.

#### 5.6 Non-Discrimination.

a) The Emergency Manager shall comply with Public Act 220 of 1976, the Persons with Disabilities Civil Rights Act, MCL 37.1101 *et seq.*, and all applicable federal, State, and local fair employment practices and equal opportunity laws. The Emergency Manager covenants that the Emergency Manager will not discriminate against any employee or applicant for employment with respect to hire, tenure, terms, conditions, or privileges of employment, or a matter directly or indirectly related to employment, because of a disability that is unrelated to the individual's ability to perform the duties of a particular job or position. The Emergency Manager shall impose this covenant upon every subcontractor that enters into an agreement for the performance of any obligation imposed by this Contract. A breach of this covenant shall be a material breach of this Contract.

b) The Emergency Manager shall comply with Public Act 453 of 1976, the Elliott-Larsen Civil Rights Act, MCL 37.2101 *et seq.*, and all applicable federal, State, and local fair employment practices and equal opportunity laws. The Emergency Manager covenants that the Emergency Manager will not discriminate against an employee or applicant for employment with respect to hire, tenure, terms, conditions, or privileges of employment, or a matter directly or indirectly related to employment, because of race, color, religion, national origin, age, sex, height, weight, or marital status. The Emergency Manager shall impose this covenant upon every subcontractor that enters into an agreement for the performance of any obligation imposed by this Contract. A breach of this covenant shall be a material breach of this Contract.

5.7 Unfair Labor Practices. The Emergency Manager shall not enter into a contract for the performance of any obligation imposed by this Contract with a subcontractor, manufacturer, or supplier whose name appears in the register prepared pursuant to Public Act 278 of 1980, MCL 423.322, of employers found in contempt of court for failure to correct unfair labor practices. The State may void this Contract if the Emergency Manager, or any subcontractor, manufacturer, or supplier of the Emergency Manager that is a party to a contract for the performance of any obligation imposed by this Contract, appears in the above mentioned register.

5.8 Independent Contractor. The relationship of the Emergency Manager to the State and to the City under this Contract is that of an independent contractor. Except as specifically provided in the Act, no liability, benefits, workers compensation rights or liabilities, insurance rights or liabilities, or any other rights or liabilities arising out of, or related to, a contract for hire, nor employer-employee relationship, shall arise, accrue, or be implied to either party under this Contract or to an agent, subcontractor, or employee of either party under this Contract, as a result of the performance of this Contract.

## **6. NOTICES**

6.1 The State Treasurer is the designee for this Contract unless notice of another designa-

tion is provided by the Governor. All notices, correspondence, requests, inquiries, billing statements, and other documents mentioned in this Contract shall be directed to the attention of the State Treasurer, Andy Dillon, and to the following:

For the State:

Michigan Department of Treasury  
Office of Legal Affairs  
Richard H. Austin Building, 430 West Allegan Street  
Lansing, Michigan 48922  
Phone: (517) 373-3223

For the Emergency Manager:

Darnell Earley  
Flint City Hall  
1101 South Saginaw Street  
Flint, Michigan 48502

## 7. LIMITATION UPON LIABILITY

7.1 The State. The State, the Governor, the State Treasurer, and all other State officials are not liable for any obligation of or claim against the City resulting from actions taken in accordance with the Act or this Contract.

7.2 The Emergency Manager. Pursuant to the Act, in performing this Contract the Emergency Manager is engaging in a governmental function and is immune from liability for any action taken which the Emergency Manager reasonably believes to be within the scope of the Emergency Manager's authority granted by the Act or by this Contract.

## 8. INSURANCE

8.1 General. The Emergency Manager may procure and maintain, at the expense of the City, health, worker's compensation, general liability, professional liability, and motor vehicle insurance for the Emergency Manager and any employee, agent, appointee, or contractor of the Emergency Manager as may be provided to elected officials, appointed officials, or employees of the City. The insurance procured and maintained by the Emergency Manager may extend to any claim, demand, or lawsuit asserted or costs recovered against the Emergency Manager and any employee, agent, appointee, or contractor of the Emergency Manager to the extent permitted by the Act.

8.2 Post-Contract. If, after the date that the service of the Emergency Manager is concluded, the Emergency Manager or any employee, agent, appointee, or contractor of the Emergency Manager is subject to a claim, demand, or lawsuit arising from an action taken during the service of the Emergency Manager, and not covered by a procured insurance policy, litigation expenses, including but not limited to attorney fees, payments in satisfaction of judgments, and

payments made in settlement as specified pursuant to the Act, shall be paid by the City. If such expenses are not paid by the City, they shall be treated as a debt owed to this State pursuant to section 17a(5) of Public Act 140 of 1971, the Glenn Steil State Revenue Sharing Act of 1971, MCL 141.917a.

8.3 Additional Insurance. If the City has purchased, or otherwise obtained, an errors and omissions policy, then the Emergency Manager may choose to be covered under such policy at the expense of the City.

8.4 Payment by City. All insurance required under this Contract shall be acquired at the expense of the City under valid and enforceable policies, issued by insurers of recognized responsibility. The State Treasurer reserves the right to reject as unacceptable any insurer.

## **9. TERMINATION OF CONTRACT AND APPOINTMENT**

### **9.1 Termination by the State**

a) The State. The Emergency Manager serves at the pleasure of the Governor except as provided in Section 9(3)(d) and Section 9(6)(c) of the Act. The Governor has the power to rescind the appointment and terminate this Contract at any time, and without cause, by issuing a Notice of Termination to the Emergency Manager.

9.2 Termination Process. Upon receipt of a Notice of Termination, and except as otherwise directed, the Emergency Manager shall:

a) Cease work under this Contract upon the date and to the extent specified in the Notice of Termination;

b) Incur no costs beyond the date specified by the Notice of Termination;

c) Submit to the State Treasurer on the date the termination is effective all records, reports and documents as this State shall specify and carry out such directives as the State Treasurer may issue concerning the safeguarding and disposition of files and property; and

d) Submit within 30 calendar days a closing memorandum and final billing, which shall be paid within 30 days.

9.3 Termination by Emergency Manager. The Emergency Manager may terminate this Contract at any time, with or without cause, with 30 days written notice to the State Treasurer. Within 30 days of the Emergency Manager's final day of service, the Emergency Manager shall submit a closing memorandum and final billing, which shall be paid within 30 calendar days.

## **10. GENERAL PROVISIONS**

10.1 Governing Law and Jurisdiction. This Contract shall be subject to, and construed according to, the laws of the State of Michigan, and no action shall be commenced against this State,

its agents, or employees for any matter whatsoever arising out of this Contract, in any court other than a Michigan State court.

10.2 No Waiver. A party's failure to insist on the strict performance of this Contract shall not constitute waiver of any breach of the Contract.

10.3 Other Debts. The Emergency Manager represents and warrants that the Emergency Manager is not, and will not become, in arrears on any contract, debt, or other obligation to the State of Michigan, including taxes.

10.4 Invalidity. If any provision of this Contract or its application to any persons or circumstances shall, to any extent, be determined by a court of competent jurisdiction to be invalid or unenforceable, the remainder of this Contract shall not be affected, and each remaining provision of this Contract shall be valid and enforceable to the fullest extent permitted by law.

10.5 Headings. Section headings contained in this Contract are for convenience only and shall not be used to interpret the scope or intent of this Contract.

10.6 Entire Agreement. This Contract represents the entire and exclusive agreement between the parties and supersedes all proposals or other prior agreements, oral or written, and all other communications between the parties.

10.7 Amendment. No Contract amendment will be effective and binding upon the parties to this Contract unless the amendment expressly makes reference to this Contract, is in writing, and is signed by duly authorized representatives of all parties and all the requisite State approvals are obtained.

10.8 Order of Priority. This Contract and the Act shall be read to be consistent one with the other. However, if a conflict is deemed to exist between the terms of this Contract and the Act, the Act shall supersede the terms of this Contract.


10.9 Counterparts. This Contract may be executed in separate counterparts, each of which when executed shall be deemed an original, but all of which when taken together shall constitute one and the same Contract.



IN WITNESS WHEREOF, the Governor and the Emergency Manager have signed and executed this Contract.

STATE OF MICHIGAN

Dated: 10/2/13


  
Rick Snyder, Governor

Dated: 10-2-13

  
Darnell Earley, Emergency Manager

Approved as to form and content pursuant to Section 9(3)(e) of Public Act 436 of 2012, the Local Financial Stability and Choice Act, MCL 141.1541 *et seq.*

Dated: 10/3/13

  
Andy Dillon, State Treasurer

**Section Separator**

**(g) The salary and benefits of the emergency manager.**

## Salary and Benefits of the Emergency Manager:

Per the Emergency Manager's Contract Section 3. Compensation For Services Provided

3.1 Source of Payment. The State shall pay the compensation of the Emergency Manager for all services rendered under this Contract.

3.2 Salary. The Emergency Manager's salary for services rendered under this Contract shall be \$180,000.00 per year. If this Contract is terminated after the Emergency Manager has provided services for a portion of the month, the Emergency Manager shall be entitled, for that portion of that month, to \$15,000.00 multiplied by the proportion that the number of days of the month for which services were provided bears to the number of days of the whole month.

3.3 Payment for Services. The Emergency Manager shall be paid in installments consistent with the established written policies and procedures of the Michigan Department of Treasury. If requested by the State Treasurer, the Emergency Manager shall provide to the Michigan Department of Treasury additional information regarding services performed pursuant to the Contract.

3.4 Reimbursement for Actual and Necessary Expenses. The actual and necessary expenses of the Emergency Manager, including customary expenses related to travel, meals, and lodging which are incurred in connection with service to the City will be reimbursed by the City. The Emergency Manager shall provide original copies of all receipts for meals, lodging, and travel reimbursement with any request for reimbursement. Any reimbursement for expenses under this contract shall be reviewed and approved in writing by the City's Chief Financial Officer.

## **Section Separator**

**(h) The financial and operating plan as required under section 11. Update #5 to the Financial and Operating Plan for the City of Flint.**

# **Financial and Operating Plan for the City of Flint – Update 5**

## **April 8, 2014**

### **Introduction**

This update to the Financial and Operating Plan for the City of Flint is submitted by the Emergency Manager for the City of Flint to Governor Rick Snyder, through the Department of Treasury for the State of Michigan, in accordance with Public Act 436, Section 17.

This report includes a summary of the financial conditions and goals for the City of Flint, the plan to conduct the operations of the City, the on-going actions being taken to resolve the financial emergency, and the outline of a plan to prepare for an eventual transition as prescribed in P.A. 436. This update will be posted on the City's website: [www.cityofflint.com](http://www.cityofflint.com).

### **Summary of the EM/EFM Appointment Sequence and Development of the Operating and Financial Plan**

The Flint Financial Review Team determined in November 2011 that the City of Flint was in a financial emergency. (See Attachment #1)

On December 1, 2011 Governor Rick Snyder appointed Michael K. Brown as Emergency Manager. EM Brown developed the Financial and Operating Plan utilizing the resources of a five person Advisory Committee as well as five additional advisory committees. EM Brown sought broad expertise to ensure public engagement and to maintain a sense of continuity with the Mayor and City Council. All nine City Council members and over fifty other citizens participated in the advisory committees.

EM Brown's original Financial and Operating Plan (45 Day Plan) was submitted to the State Treasurer on January 15, 2012; the first update to the Plan was submitted on June 1, 2012. On August 8, 2012, PA 4 was suspended and Edward J. Kurtz was appointed Emergency Financial Manager under P.A. 72. (Mr. Brown stepped aside as he was prohibited from serving as EFM due to his recent service as Interim Mayor for the City of Flint.)

EFM Kurtz established a new Advisory Committee in accordance with the requirements of P.A. 72. Utilizing the Advisory Committee and the City of Flint management team, EFM Kurtz presented a second update to the Financial and Operating Plan and submitted this to the State Treasurer on February 8, 2013.

When P.A. 436 took effect on March 28, 2013 Mr. Kurtz was re-appointed by Governor Snyder as Flint's Emergency Manager. Mr. Kurtz continued in that capacity until his resignation after the end of fiscal year 2013. At that time Mr. Kurtz submitted his closing memorandum and the third update to the Financial and Operating Plan. Governor Snyder then reappointed Mr. Brown as Emergency Manager. On October 8, 2013 I was

appointed by Governor Snyder as Flint's fourth Emergency Manager following Mr. Brown's resignation. On November 21, 2013 I submitted the 45 Day Plan as required by P.A. 436 Section 11(2); that plan became Update #4.

This report is now the fifth update to the Financial and Operating Plan and fulfills P.A. 436, Section 17 six month report requirement.

### **Priority List for the Resolution of the Financial Emergency**

- Stabilize the financial future of the City: maintain a balanced budget, eliminate the accumulated General Fund deficit, seek increased revenue, and reduce unfunded pension and OPEB liability.
- Re-establish Flint as one of the safest cities in Michigan — both in reality and perception: provide public safety services, focusing on reducing violent crime, commensurate with cities of comparable size and resources, utilizing regional cooperation as appropriate.
- Implement the Blight Elimination Plan: manage demolitions, enforce blight ordinances.
- Maintain access to a clean, sustainable water source: implement the steps necessary to participate in the Karegnondi Water Authority (KWA) including interim water supply implementation, disposition of current pipeline sections, City Water Treatment Plant updates, a long term water supply back up plan, and a long term financial plan for the stability of the water and sewer funds.
- Implement the Master Plan of the City of Flint: update the Zoning Ordinance, evaluate the capital investment needs, and incorporate Master Plan activities in the annual budget development.
- Explore Governance Models for the City of Flint: receive report from the citizen's committee which was formed to evaluate city governance models, recommend course of action for Charter revision as a part of transition discussions.
- Implement the 7 Point Transition Management Plan (Attachment #2) which has been adopted by the Flint City Council and Mayor Walling. This Plan incorporates specific objectives which provide a strategy for determining and evaluating criteria for assessing when the City might be prepared to emerge from emergency management to home rule order with oversight of a Transition Advisory Board.



### **Operations of the City of Flint**

Shortly after his appointment as EM, Michael Brown took steps to reorganize the city government operations including: elimination of departments, consolidation of departments, elimination of management level positions, adjustment of the compensation of elected and appointed officials, elimination of the Civil Service operation and the Office of Ombudsman.

Management appointments were made to ensure that the essential services necessary for the public's health, safety and welfare are provided, and to continue conducting all aspects of the City of Flint's operation within the resources available. Necessary employment contracts were extended with the approval of the Treasury Department.

Department management reconfigurations were completed in anticipation of reductions in staffing levels as provided in the FY 13 Budget. Subsequently, as part of the FY 14 Budget process a Strategic Plan was adopted and more changes in the organizational structure occurred. The primary change was the inclusion of a new Planning and Development Department (See Attachment #3 Organizational Chart FY 14). I have made personnel adjustments to complete this reorganization of the Planning and Development Department.

When P.A. 436 became effective in March 2013 the City Council members' and Mayor's compensation was eliminated. EM Kurtz partially restored compensation for Mayor and Council through Orders 1 and 2. These orders also defined specific responsibilities and requirements. For example, the City Council members must complete Level One of the Michigan Municipal League (MML) core course for municipal government and must receive the MML education award within one year. I have determined that this Order is still in effect, and the Council members have all individually signed acceptance of these requirements as a condition of receiving compensation.

All Orders and Directives issued by the Emergency Financial Manager (under P.A. 72) and Orders issued by the Emergency Manager (under PA4 and P.A. 436) are listed in Attachment #4: Orders and Directives of the EFM and EM.

In addition to the 7 Point Transition Management Plan, re-engagement of the City Council has been a top priority. The Council is meeting monthly on a regular basis; five new Council Committees have also been formed: Finance/Administration, Legislative, Public Works, Public Safety, and Planning and Development. Each Committee is meeting regularly and then reporting at the following Council meeting. Order 8 was issued in March 2014 and defines format of action and participation at the Council meetings. Order 9 established monthly Council and Committee meetings; and Order 10 set the format of the Council meeting agenda.

## **Financial Status**

### **FY12 Budget and Audit**

The Comprehensive Annual Financial Report (CAFR) for FY12 was completed and was filed with the State in a timely manner. The results were as expected, with fewer auditor comments than in past years. Deficits existed in the General Fund (\$19.1 million) and in the Water Fund (\$8.8 million).

The \$19.1 million accumulated deficit reflected an excess of expenditures in the General Fund for FY12 of \$10.2 million plus \$8.9 million for FY11. This was anticipated by Emergency Manager Brown shortly after being appointed, which was almost six months into the FY12 year. Given that FY12 was nearly half over, and that significant unplanned reductions in services, primarily public safety, would need to occur if the projected deficit were to be immediately eliminated, the decision of the Emergency Manager, in consultation with Treasury, was to contain costs as much as possible but without significantly reducing services – especially public safety - for the balance of the year.

Pursuant to State statute, Deficit Elimination Plans for both FY11 and FY12 were submitted to the Department of Treasury. Both plans involved a mix of borrowing and expenditure reductions over the next five years. However, no final action was taken to implement the intended courses of action.

### **FY13 Budget and Audit**

FY13 was the first budget developed and administered by the Emergency Manager and his team. Faced with a projected gap of more than \$25 million, the FY13 budget was balanced through a mixture of significant revenue increases, significant expenditure decreases, and steps taken to reduce legacy costs. Previous reports detail the 25% increase in water and sewer rates, passage of a 6 mill property tax increase for police and fire, elimination of 20% of the City's workforce, compensation decreases equivalent to a 20% wage reduction for remaining employees, and the restructuring of health and retirement benefits for current employees and retirees necessary to develop a credibly balanced spending plan.

Results of FY13 year end show a surplus of revenues over expenses in the General Fund exceeding \$6.2 million. This surplus reduced the City's accumulated \$19.1 million deficit as of the end of FY12 to less than \$12.9 million. Since the goal of the EM team was to assure that FY13 would not end with any additional deficit, this result has significantly exceeded expectations.

The FY13 audit was completed and submitted to Treasury on December 20, 2013. All items surrounding the audit, including submission of the Form F-65 and Comprehensive Annual Financial Reporting Program were completed by December 31, 2013. The audit was presented to City Council as well on January 13, 2014.



**Deficit Elimination Plan 2013**

A draft deficit elimination plan which also incorporates a reserve accumulation plan is currently under review by the Department of Treasury. The City recognizes that a goal needs to be set to develop a reserve equal to 15% of General Fund revenues. This is one of many financial best practices which the City will incorporate to assure a sustainable municipal model.

**FY 14 Budget and Strategic Plan**

The FY14 budget was adopted via Emergency Manager Edward Kurtz Order #4 on June 7, 2013. This budget was developed with the same goal as FY13 – to assure the provision of essential services within the constraint of a balanced budget and continued deficit reduction. Accordingly, the FY14 budget includes a \$1.0 million commitment from the General Fund to further reduce the deficit. This is considered a minimum level of deficit reduction.

Achieving this goal again required reducing the workforce; however, with significant efforts from department heads and others involved in developing the budget, and building on ongoing reorganization of city processes, the level of services currently provided should generally continue at FY13 levels. Most importantly, the quest to at least maintain FY13 levels of police and fire staffing was maintained, although one consequence was that the additional reductions in staffing came from non-public safety areas. This was equivalent to an additional 10% reduction of staffing in those areas.

As the city has reached the end of the third quarter of FY14, the budget continues to be in balance. One set of budget adjustments, with approval of Treasury was implemented in December 2013. A second budget adjustment has been recently approved by Treasury (Attachment #5: Orders and Directives of the EFM and EM). The third quarter review of revenues and expenses to budget does not disclose any significant anomalies.

The City's cash flow has improved significantly from the \$13 million cash on hand in December of 2011. Thirteen million dollars is less than one month's operating expenses. By comparison, the cash on hand on March 31, 2014 was in excess of \$49 million.

The Emergency Manager's team crafted a strategic plan in preparation for the FY14 budget development. Vision, Mission and Goals were established for the City government. Department managers then set specific, measurable objectives. Within the Strategic Plan was a five year financial projection. This tool was utilized to prepare the FY14 budget.

**FY 15-19 Strategic Plan and FY 15/FY 16 Budget Development**

The FY14 budget was developed within the context of a five year projection of revenues and expenses. This exercise pointed out the continuing challenge the

City of Flint will have in achieving long term financial stability. The Finance Department and the Council Finance/Administration Committee are working on the FY15-19 strategic plan and financial projections. The City Council has adopted a Mission, Vision, Goals and Budget Priorities statement (Attachment #6: Vision, Mission, Goals and Budget Priorities of the City of Flint 2015-2019). Consulting firm Ernst & Young is assisting the City with an update to the five year financial projections.

The EM, in concert with the Mayor, is developing a two year budget for FY15 and FY16. It will be developed within the context of the FY15-FY19 strategic plan and the updated five year financial projections. The goal is to provide the best level of service possible within available resources while continuing to restore financial solvency. It is clear that in balancing these budgets the City will continue to be faced with addressing a continuing structural deficit; and the biggest challenge by far remains the outcome of the retiree health care lawsuit.

It is anticipated that the City Council will receive the recommended two year budget by April 30, 2014. The Finance/Administration Committee (with other Council members invited) will use the first two weeks of May to hold four meetings on specific program areas. The Council will then hold a public hearing on May 19, with the final Finance/Administration Committee meeting to be held between May 20 and 23. It is anticipated that City Council will take final action on May 26 with emergency manager's budget adoption on June 2, 2014.

I additionally note that Mayor Walling has been fully engaged with City staff and me as this two year budget is being developed.

### **Key Actions To-Date, Current Activities and Pending Issues**

The city continues to review all departments and services for potential merger, consolidation, contracted service, shared services with other governmental entities, privatization or elimination. As a result of these reviews the City will determine what continuing activities should be subsidized with general property tax dollars, what will be paid by the users and what services can be eliminated.

### **Finance/Administration/IT:**

#### ***Finance Department***

The Finance Department is proceeding with the following projects:

- Completion of a Water/Sewage Rate Study (being prepared by Raftelis Financial Consultants) to address the long term financial stability of the Water and Sewer Funds,
- Transition from Detroit Water and Sewer District to the Flint River on a temporary basis while the Karegnondi Water Authority (KWA) pipeline is being constructed,

- Participation with KWA in the \$220 million bond sale to finance construction of the KWA pipeline,
- Negotiation with Genesee County Water and Sewer System for the sale of a portion of the City's water line,
- Continued effort to reduce pension and OPEB liabilities, including participation in defending the City's position in the retiree health care lawsuit,
- Continued aggressive monitoring of revenue and expense activities, with particular emphasis on revenue collections, position counts and overtime expenditures,
- Planning and implementation of employee development programs focusing on financial management, supervision and labor relations, and leadership development,
- Reorganization of city accounting functions based on the analysis and recommendations of an organizational study completed by Plante Moran,
- Updating the City's Strategic Plan and five year financial projections, developing a two year budget (FY15 and FY16) utilizing the City Council adopted Mission, Vision, Goals and Budget Priorities, as well as the Master Plan,
- Working with the Finance/Administration Committee of the Council to engage them and the City Council in the budgeting process and other financial matters.

### **Grant Management**

Finance reviewed the process for all grants to the City of Flint for appropriate use of funds, potential for continued funding, and timely reapplication. A grant pre-submission approval system has been operational since March 2013 following EM Order No. 10.

### **Economic Vitality Incentive Program (EVIP) Requirements**

The City of Flint has met all reporting requirement dates for Economic Vitality Incentive Program (EVIP) in order to qualify for all disbursements of State Shared Revenue. Each report is available on the City's website [www.cityofflint.com](http://www.cityofflint.com) through Munetrix Citizens Guide to Finances and Dashboard.

### **Transition of Flint Employee Retirement system (FERS) to Michigan Employees Retirement system (MERS)**

The FERS to MERS transition will be complete when Model Labor Contracts have been finalized. All assets are at MERS, and retirees have been receiving their pensions from MERS since October 18, 2012. The transfer of the administrative components should be complete by July 1, 2014.

### **Retiree Health Insurance Revisions**

The City's approach to containing its OPEB liabilities has been to restructure both active and retiree health care benefits, and to eliminate the promise of retiree

health care for new employees. The changes have had a significant impact on the City's OPEB liabilities, reducing the total unfunded liability from nearly \$900 million to less than \$400 million, and reducing the Annual Required Contribution (ARC) from \$60 million to \$22 million.

As previously reported, the City's effort to restructure retiree healthcare was challenged by a group of retirees in a federal lawsuit, *Welch v City of Flint*. On January 3, 2014, the U.S. 6<sup>th</sup> Circuit Court of Appeals reinstated an injunction prohibiting the City from modifying retiree health care benefits. The City is aggressively litigating this matter, as it does not have the resources to afford the current level of healthcare coverage, and projected cost increases for the upcoming fiscal year are substantial. If the federal district court's decision is not reversed, the City will be in an extremely precarious financial position, with insufficient resources to meet basic functions. Additionally, the City has asked consultants Ernst & Young to provide a proposal for an analysis of the City's ability to remain solvent in the event the retiree lawsuit is lost.

The City is working to comply with the court's order, beginning with establishment of a reimbursement program for retirees whose expenses since January 3, 2013 are greater than their old plans. Work is also proceeding in anticipation of a court hearing sometime in the future, and settlement options are being explored.

Otherwise, the City is utilizing the services of Cornerstone Municipal Consulting in ongoing review of various Employee/Retiree health care options including plan design, delivery systems, Medicare Advantage, Medicare Wrap Around, benefit carve-outs, etc. in an effort to control health care costs. Administration of the City's health insurance benefits program is being handled by Cornerstone. In addition to the retiree lawsuit, attention is now focused on minimizing the City's cost for health care (for current employees and retirees) in the FY15 and FY16 budgets.

### ***Treasury Division***

Income tax processing is being handled through a joint project with the Cities of Grand Rapids and Lansing. Beginning in FY14, income tax collections have been handled by Innovative Software, the current vendor for the City's income tax software. Also of note, the City is operating with a shared Treasurer between the City of Burton and the City of Flint.

The City contracted with Plante Moran to conduct a study to evaluate the potential of shared services between the City and Genesee County treasury functions. This study was funded by the Mott Foundation. The initial action resulting from the study was the elimination of some unnecessary information transfers, and preliminary discussion about the possibilities of a shared investment services and of joint tax collections.



In an effort to improve income tax collection, the City purchased the 2010 State Tax roll and began sending notices to 8800 individuals, both residents and non-residents, who have not filed City tax returns. The total estimated tax value from uncollected income tax for the 2010 tax year is between \$300,000 and \$400,000. The City will be pursuing uncollected income tax from previous years, and will purchase the 2011 state tax roll when available.

The Treasurer's Office now has a specific unit dedicated to pursuing delinquent collections for income tax and personal property. This unit will be expanded to also address delinquent water bills and miscellaneous receivables

### ***Assessment Division***

The Assessment Division has been operating with a part-time Level IV Assessor, who also serves as Assessor with City of Lansing and Flint Township.

Activities of the office continue to meet statutory requirements for establishing property values, and the office also responds to valuation appeals filed through the Board of Review. Additionally, the office processes applications for poverty exemptions for property taxes. Those qualifying for such exemption also receive some relief for the fixed portion of their water bills.

Currently, the Assessor is projecting City of Flint property values to decrease less than 1% for FY15, and to stabilize thereafter.

### ***Human Resources***

Human Resources has been faced with challenges relating to long unresolved grievances and long standing provisional appointments, and has made significant progress in addressing them.

Reorganizations and continuing personnel reductions have required additional HR energies to assure they are done appropriately and consistent with labor contracts.

HR has joined with the Genesee Intermediate School District in using APPLITRAC system for job postings and the initial hiring process. This has helped to streamline the recruitment process for the City.

City-wide management and supervisory training has been re-established by HR, beginning in 2013 with a series of quarterly training sessions for all supervisory personnel, focusing on the basics of supervision and labor contract administration.

### ***Labor Agreements and Implementation***

During the tenure of EM Michael Brown, Labor Counsel held meet and confer sessions with the City's six bargaining units. A target of 20% equivalent wage reductions was achieved. Tentative Agreements were reached with four of these bargaining units. As contract settlement was necessary prior to adopting the FY13 budget, the EM invoked the 19K provision in Public Act 4 from the State

Treasurer for the bargaining units which had not achieved Tentative Agreements (EM Orders 18 and 26) and with Local 1799 which had approved a TA but had not ratified (EM Order 27).

EFM Edward Kurtz held additional sessions with AFSCME, Flint Police Officers Association (FPOA) and the Firefighters Union. In January 2013 AFSCME and the City reached agreement for the privatizing of waste collection and demolition. A lawsuit by FPOA seeking to return to the status quo (prior to EM imposed contract) was dismissed by the circuit court. In late May, a lawsuit was filed by AFSCME Council 25 seeking to overturn the contract imposed by the EM in April of 2012.

A comprehensive revision of all labor contracts is underway, starting with the development of a model contract for FPOA and AFSCME 1600. Meet and confer sessions have been held; the City's goal is to streamline and standardize the contracts and to further reduce legacy costs. It is anticipated that contracts for all City units will be implemented no later than July 1, 2014. It is likely that at least some will be implemented through the process provided for in P. A. 436.

### ***Information Technology***

Prior to the start of FY13 the Information Services Department eliminated all but two of the existing positions. Through reorganization, 6 of 9 employees were rehired under new job descriptions. The new structure allowed more flexibility and greater utilization of personnel.

Several large scale projects have been completed including: installation of a back-up server for Public Safety and 9-1-1, installation of new switches which will allow for a more complete use of Public Safety's data collection and record keeping systems; software upgrade for the New World records management system; finishing the AT&T Managed Router Service deployment to the City network; installation of a new visualization server cluster; and the automation capability of the Third Ave. Pump Station.

The upgrade of the City's ERP (BS&A) is nearly complete, with final training underway. Replacement of desktop units throughout the City continues, allowing for upgrading of operating and business systems.

### ***Fleet Division***

The City has consolidated the management of the City's vehicle and truck fleet under the Fleet Division. This division will oversee the specification, purchase, repair and maintenance and replacement schedule for all city vehicles and wheeled equipment. The Division recently participated in a successful auction of surplus equipment.

### **City Clerk**

The City Clerk has recently conducted the November election and the swearing in of the 2013-2014 City Council. The Clerk made arrangements for the orientation and training of the new Council members.

As part of the FY14 reorganization, the City has transferred the responsibility for Business Licensing to the newly formed Department of Planning and Development. The City recognizes that it is losing significant revenue from unlicensed businesses and this change is designed to insure that all businesses in the City of Flint are licensed and inspected.

### **Office of the City Attorney**

The City Attorney is continuing with efforts to improve litigation management through claim evaluation, claim reporting, attorney training and trial preparation. The City Attorney continues to emphasize the “litigation team” approach to case handling, with weekly review of pending matters and discussion of how best to protect the City of Flint’s legal interests.

With the help of interns from Michigan State University, all City ordinances have been reviewed. Charter revisions which would increase flexibility for department reorganization and budget flexibility are also being considered.

Also, in preparation for the new Department of Planning and Development, the City Attorney’s Office prepared draft revisions to the City Code concerning business licensing and regulation. Many ordinances and former business licenses are recommended for removal because they were obsolete, or could be put under the newly created General Business License. Several businesses also will be required to obtain a Business Endorsement.

### **Criminal Justice System Advisory Council (CJSAC)**

Based on input from the State Police, Governor’s Office and a Michigan State University Criminal Justice Study, it was clear that the Genesee County Criminal Justice System and the Flint Police Department could benefit from improved coordination and policy development.

In September 2012 the first meeting of the Criminal Justice System Advisory Council (CJSAC) was held. Eight workgroups were established. Through these work groups a number of cooperative projects, streamlined operations and new collaborations have been identified and implemented. Regular meetings of the full Council are held quarterly and work groups schedule meetings as needed.

### **68<sup>th</sup> District Court**

The City currently funds the operation of the 68th District Court; in FY14 this amounts to \$3.5 million net. This significant portion of the City’s General Fund needs to be studied

closely and recommendations developed to meet this required activity while containing and reducing costs.

Senate Substitute for House Bill 5125 passed the Senate and the House in March 2014. The Bill authorizes consolidation of the 67th and 68th District Courts. It requires that the consolidation be approved by the City and the County. The County approval requires the affirmative vote of at least two-thirds of the County Board members. I strongly encourage the State to continue the process of working to consolidate the 67<sup>th</sup> and 68<sup>th</sup> District Courts.

### **Department of Public Works**

A Council Public Works Committee was established in February 2014. The Public Works Department management works transparently and cooperatively with the Public Works Committee.

### ***Utilities Division***

#### **Karegnondi Water Authority (KWA)**

In March 2013 both the City Council and EM Kurtz adopted resolutions to enter into a contract with KWA to partner with Genesee County, City of Lapeer, Lapeer County and Sanilac County in the construction of a pipeline to deliver raw water to the City of Flint. This decision followed many months of analysis by the City of Flint, the Genesee County Drain Commissioner's office, and ultimately involved the State Treasurer and Governor Snyder. This conclusion to join KWA is momentous for the City and the entire region. The City looks forward to a safe, reliable water supply through which water costs can be stabilized for the KWA participants.

Genesee County successfully held a \$221 million tax-exempt debt offering on April 1, 2014 to finance the 63 mile pipeline. Genesee County is responsible for paying roughly 66% of the debt service and Flint 34%; the County agreed to back the City's share of the borrowing because the County holds an A-plus rating. This backing would only come into play if the city failed to perform, which it has no intention of doing. The County did receive a favorable 4.72% rate.

Immediately after the March 2013 KWA decision the Detroit Water and Sewer Department (DWSD) notified the City that it will terminate the contract with the City for the delivery of water in 12 months. The City is currently implementing its plans to utilize the Flint River as the primary water source for the City between early spring 2014 and the full operation of the KWA pipeline (approximately 36 months after construction begins).

There are many details still to be addressed in the implementation of this project including the use of existing pipeline portions.



**Water Department**

Upgrades to the City's Water Treatment Plant are required prior to the transition to the KWA water source and any on-going temporary use of the Flint River. KWA water from Lake Huron will be "raw" and will require treatment by the city prior to customer distribution. Construction work has begun.

An evaluation is taking place to implement an effective Preventive Maintenance plan which focuses on controlling water loss (leakage). This is expected to involve a combination of outsourcing, in-house work, and shared services with the County.

The exceptionally cold winter produced a large number of major water main breaks and several sinkholes have developed. Crews are working on these repairs according to a priority list based on severity of the break.

A plan is being implemented to replace all water meters in the City. Currently \$700,000 has been allocated in FY 14 for that purpose.

Discussions have begun with the Genesee County Drain Commissioner on a wide range of shared services and partnerships for both water and sewer operations.

**Sewage Treatment Division**

The automation of one of the City's pump stations (which was staffed 24 hrs a day) has been completed. This will result in the elimination of overtime and a savings of over \$500,000 annually.

The planned shutdown of the City's incinerator has begun for a new load-out facility and is expected to reach completion in early Spring 2014. The estimated savings from this project is an annual \$400,000.

**U. S. Department of Environmental Quality S2 Grant**

An S2 DEQ grant to study infrastructure condition for water pollution control was accepted. The study was defined to encompass the City's entire sanitary sewer system including the overall collection system, the capacity and condition of the system, potential upgrade recommendations to the lift stations and the pumping stations, and to make recommendations for necessary investments to maintain the system.

**Storm Water Management Plan**

A draft new storm water ordinance that shifts the cost allocation to the larger users has been developed.

**Swedish Biogas International (SBI)**

In conjunction with the City of Flint sewage treatment plant shut-down of the sludge incinerator, Swedish Biogas International (SBI) proposes to accept sludge output and produce electricity. The city will agree to

purchase the electricity at a reduced rate compared to purchase from Consumer's Energy. The SBI contract has completed the City's review process and is now awaiting SBI's Board of Directors' authorization. Recent meetings with SBI have produced the following target dates:

May 1, 2014 – Finalize change order with the City of Flint.

July, 2014 – Finalize design and budget for generator.

Q1, 2015 – Generator operational.

### ***Transportation Division***

#### **Solid Waste Management Division**

In early February 2013, the Infrastructure Department signed a contract with Republic Services, a private waste collection company. The City of Flint no longer collects or disposes of household waste. Through this new contract, residents city-wide now have access to curb-side recycling. It is expected that the fee for waste collection service will continue to be billed and collected by the City.

Outsourcing of Sanitation is complete and the process of establishing city composting is underway with a permit application to DEQ submitted and a site plan of action being prepared for the EPA.

An Administrative Consent Order on removing compost from the Chevy-in-the-Hole site has been agreed upon in principal with the DEQ and should be signed in April. Work will commence simultaneously through a vendor in April 2014 to remove compost from the site.

#### **Street Maintenance and Engineering**

The winter of 2013-2014 was just shy of being Flint's snowiest winter on record. A devastating ice storm occurred in late December 2013 and resulted in over 40,000 city/county residents living without power for over six days. The first week of January the City was hit with a seventeen inch snowfall. City crews faced extreme conditions all winter as they worked to keep the City streets cleared and functional. These extreme conditions forced the Transportation Division to evaluate all phases of their operation: personnel assignments, fleet maintenance, route planning and storm evaluation. Discussions have continued with the County Road Commissioner on possible shared services; and the City and MDOT have issued a Memorandum of Understanding to have MDOT maintain the state trunk-lines (M-21 and M-54) within the City while capacity issues are resolved.

Both road paving and engineering are seasonal activities and these are at ever decreasing levels. These are under review as areas to downsize or eliminate. Consideration is being given to developing service sharing arrangements or creating the ability to source on an as needed basis. Only crack sealing and pothole repair will be conducted this season; no repaving of any City streets will occur for a second year.

### ***Facilities Management***

A private company held an on-line auction in January 2013 to dispose of surplus equipment from a variety of departments in the City. This one day auction netted \$130,000. A second auction was held in May 2013 which netted an additional \$250,000. An auction at the impound lot was held in June 2013, netting over \$30,000 for the City.

The Facilities manager is reviewing all city owned assets (both real property and capital equipment) to determine if disposal should be pursued.

All city owned facilities are under review for energy savings, revenue generation from tenants, or possible liquidation.

### ***Parks and Recreation***

The City contracted with two vendors who have the capacity to mow all of the city parks (64) multiple times at a rate that fits the current millage. The City also actively sought neighborhood groups and organizations who would adopt one or more of the City's parks, traffic triangles or medians. The current Parks millage generates enough money for reduced parks mowing and limited tree removal where property has been damaged or streets are blocked.

The City has entered into discussions with the Genesee Conservation Group for tree evaluation and removal services, and to assess the status of over 22,000 City trees.

### ***Golf Courses***

All four of the city's golf courses were leased to private organizations. Two courses were operational summer 2012 and both reopened for the summer of 2013. The two courses which are operational will sign 10 year lease agreements with a 3% annual escalation fee in payments to the City.

### ***Senior Centers***

The Pierce Senior Center closed on April 30, 2012 as funding was no longer available. The City of Flint continued to explore its options with the two open Senior Centers: Brennen and Hasselbring. In June 2013 contracts were successfully negotiated with United Senior Network for the operation and sale of the Hasselbring Community Center, and with the Brennan Elm Park Senior Community Corporation for the operation of the Brennan Community Center.

The vendors operating each of the centers are planning to apply to take full responsibility of the millage funding once the County's next fiscal year begins in October 2014. The vendors have agreements to purchase the buildings as part of the current lease to own contract.

### **Department of Planning and Development**

The creation of the Department of Planning and Development, separate from the Infrastructure Department (now Department of Public Works), had been envisioned since the beginning of the FY14 budget. I announced the department reorganization and the new Department Head, former Chief Planner, Megan Hunter in early November 2013. The Master Plan has now been adopted and this department is charged with guiding the implementation of the many objectives included in the Plan. Blight elimination is one of the City's top priorities and the associated blight enforcement activities will be coordinated through this department as well.

A Council Planning and Development Committee was established in February 2014. The Planning and Development Department management works transparently and cooperatively with the Planning and Development Committee.

### ***Master Planning***

The City of Flint was proud to announce the October 2013 adoption (by both a unanimous decision of the City Council and the Emergency Manager) of the first comprehensive Master Plan since 1960. Overall, 5000 residents participated in this extensive process.

Following the data gathering phase of the master planning process, the planning team was able to release a summary of the findings in an Existing Conditions Report. This report already proved extremely beneficial, assisting several community stakeholders in applying for grants and helping inform decisions around critical issues such as blight and demolition. In fact, the completed Housing Conditions Inventory included in the report was critical in helping the Genesee County Land Bank develop its successful application for \$3.7 million in funding for demolition through the Michigan Blight Elimination Grant Program. This data was also used to develop an application for the Federal *Hardest Hit Program* which resulted in an award of \$20 million (See Blight Management Plan below).

The City is now in the process of developing eight subarea plans, our first combined Capital Improvement Plan (CIP) and a complete revision of the Zoning Code. Drafts of all three will be completed by the end of June 2014. Following an extensive community engagement process during the summer, the CIP and the new Zoning Code will be scheduled for adoption later in the fall. As a result of the newly adopted Master Plan and preliminary work on these implementation documents, the City of Flint was selected to receive technical assistance from MEDC as a Redevelopment Ready Community (RRC) with the goal of gaining certification as a RRC at the end of 2014.

Implementation does not stop with the adoption of the CIP and Zoning Code. Planning staff has already begun implementation of the hundreds of strategies outlined in the Master Plan. For example, the City applied for and was recently selected for the Strong Cities, Strong Communities (SC2) Program. As part of the next SC2 cohort, Flint will receive additional technical assistance and support from the federal government including one embedded federal staff that will help advance implementation activities around

public safety, brownfields redevelopment, and blight elimination and neighborhood stabilization. This federal staff member should be placed at the City by early May.

In addition to the SC2 Program, the City is working on several Master Plan demonstration projects. The City received two grants totaling \$87,500 for Max Brandon Park to complete a park naturalization demonstration project that will create a healthier park environment while reducing long-term maintenance costs. The City also was recently awarded a Michigan Municipal League Place Plans Grant to develop an exciting trail that links important assets from Diplomat Pharmacy to Kettering University. This project is bringing residents and key stakeholders together to help create the dynamic spaces that help revitalize cities. Finally, the City is partnering with the Flint Community Schools to institute a form of the community schools model, the number one educational objective in the Master Plan. The first step in this process is jointly hosting a large (over 600 people) town hall meeting to have a community dialogue about what our new community education model should incorporate. This meeting is planned for May.

### ***Community and Economic Development***

Collaborative economic development efforts continue with the Flint & Genesee Chamber of Commerce (F&GCC) in order to attract and retain businesses and to promote new tools such as the Next Michigan Development Corporation and Smart Zone designation. The City also continues to work with RACER Trust on brownfield development, including Buick City. Through the collaboration between F&GCC, RACER, and the City, we recently have been able to attract American SpiralWeld Pipe Company, which plans to construct our first manufacturing facility at Buick City in decades. This \$16 million development will generate fifty new jobs.

In addition to attracting American SpiralWeld Pipe Company, the City and its partners have been able to attract several new investments to Flint. Most significantly, General Motors has recently received approval from the Planning Commission to construct a 596,000 square foot, \$600 million paint facility at its Flint Assembly Plant, resulting in 280 construction jobs and up to 550 jobs at the facility during its peak of operation. Through its partnership with Uptown Reinvestment, the City was able to further a key component in revitalization of the former Flint Journal Building by helping fund the demolition of Genesee Towers. The City's commitment of \$880,000 for demolition leveraged approximately \$30 million in investment including construction of Michigan State University's College of Human Medicine, 16 new loft apartments, and a new Farmer's Market located at the former Flint Journal Building.

The City plans to accelerate its economic development activities by continuing its collaboration with its current partners and forming new partnerships in order to advance the economic development strategies outlined in the Master Plan..

### ***Blight Management Plan***

I have determined that blight has become one of the primary issues facing the City of Flint. Blight is a continuum of problems from tall grass and weed control through abandoned, demolition-ready property. The newly formed Department of Planning and

Development recently completed a draft blight framework based upon the Master Plan. We will circulate the framework to the public for additional input over the next couple of months. The strategies outlined in the framework help us target limited resources more efficiently based upon data.

As outlined in the blight elimination framework, the City needs to re-institute code enforcement. Consequently, the City applied for and received a grant from the Mott Foundation to hire eight part-time Neighborhood Safety Officers (NSOs), who alert residents to blight violations and issue citations as necessary. NSOs are also processing the impounding of abandoned vehicles, verifying current business licenses and identifying rental properties. The City augmented the Mott Grant by contributing approximately \$282,500 (over two years) in CDBG funds for NSO equipment needs and to hire a Blight Elimination Coordinator who serves as the primary liaison between the public and NSOs and deploys our code enforcement resources in the most effective manner.

The City continues to coordinate with the Genesee County Land Bank on the demolition of nearly 300 homes through an approximately \$3.7 million Michigan Blight Elimination Grant Program. This program focuses on three specific areas of the City - 1) neighborhoods around Northwestern High School, 2) neighborhoods around Northern High School, Kettering University, and Hurley Hospital and 3) neighborhoods around Diplomat Pharmacy and the International Academy of Flint.

The Land Bank, again in partnership with the City of Flint received \$20.1 million Hardest Hit Federal Funds for residential demolitions in Genesee County, primarily in the City of Flint. This is a significant milestone in the history of the City, affording it the opportunity to significantly improve the quality of life in the City's "tipping neighborhoods". The U.S. Treasury in June signed off on a proposal -- the first of its kind in the nation -- that allowed the Michigan State Housing Development Authority to create a blight elimination program using federal money originally set aside for mortgage relief. More than 1,600 demolitions will take place over the next 18 months as part of Flint's \$20.1 million award. This is Flint's largest federally funded demolition project.

DCED had allocated \$400,000 in CDBG funding for mowing and trash removal. This was supplemented with approximately \$800,000 from the Land Bank. Sadly, the contract was awarded later than anticipated allowing for mowing of vacant properties only once during the summer of 2013. Fortunately, the City was able to add funding and time to the contract, extending mowing and trash removal through October of 2014 thereby ensuring that the Land Bank has the resources early enough to mow grass before it gets too high.

A Cities of Service grant for \$25,000 was awarded to Flint in Spring 2013 for use for neighborhood clean-ups and tire collection. Twenty projects were funded and the tire collection resulted in 10,000 tires being removed from back yards, lots and parks. This year the City received a \$100,000 Cities of Service grant. An expanded volunteer and clean up program is currently being launched, beginning with Love You City Month, a citywide clean-up effort planned during the month of May.

A very positive development in the City has been the unsolicited blight elimination efforts of private businesses and educational organizations planning large scale redevelopment projects, with the City and the Land Bank, to improve areas surrounding their operations. One such effort includes the Paint What Matters Campaign, collaboration between Benjamin Moore and University Avenue Corridor, resulting in the painting of the building facades along University Avenue.

### ***Smith Village Housing Development***

The Smith Village housing project is funded primarily with HUD and NSP2 grants. Phase I, which includes 29 housing units, has been completed as scheduled. HUD determined February 10, 2012 was the goal to expend 50% of the allocation. The Smith Village housing project met that development goal.

On May 18, 2012, the City announced that Phase II of the Smith Village development will be undertaken by Ginosko Development Company and Rohde Construction Company. Ginosko's site plan was approved by the Flint Planning Commission on May 22, 2012.

Smith Village Phase I (29 units) - 26 units are complete. 16 units have sold and 5 have purchase agreements; 5 remain available for sale.

Smith Village Phase II (9 units) – all 9 units are complete. One unit has a purchase agreement; 8 are available for sale. No further homes will be built until all units sell.

Marketing/Sales initiatives have been instituted. The City schedules financial institutions to be present at the model home two days a week to pre-qualify buyers who visit the homes. Presentations have been made, and marketing materials have been provided to Home Buyer Counseling Organizations, Fair Housing Organizations, Community Development Corporations and the Flint Housing Commission. Twelve of the 20 units that have been sold or that are under purchase agreement are committed to Low Income Residents. This means the project is developing as a mixed income community. The commitment to HUD is to have 51% of the purchasers meet low income guidelines (51% of Annual Medium Income).

### ***Real Estate Transactions***

In August 2012 the City of Flint sold the Genesee Towers to Uptown Redevelopment Corporation for \$1 and committed \$880,000 CDBG dollars toward the over \$4 million cost of demolition. Genesee Towers has been a liability for the City since December 2010 when the city assessed a one time millage to cover the \$9.0 million judgment. The transaction was finalized and demolition successfully occurred on December 22, 2013. The site is being cleared of debris and should begin development as a community open space in the summer of 2014.

A quit claim deed for Chevy-in-the-Hole site has been transacted between the EDC and the City of Flint. EPA money for clean up has been agreed upon.



### ***CDBG and Home Allocations***

On March 18<sup>th</sup>, the City received notification of its HUD allocation for Fiscal Year 2015 - \$3,629,629- CDBG; \$745,525 – HOME Investment Partnership; and \$298,806 – Emergency Solutions Grant. The City is currently working on its HUD Action Plan to expend these funds. The City is utilizing the Master Plan to help inform these allocations and has solicited additional public input to help prioritize important projects. As a result of public input, the City has decided to fund to large organizations that will be able to re-grant to smaller grassroots organizations while providing grants administration and building capacity. The City is on track to complete its Action Plan by May 15<sup>th</sup> in order to receive funds by July 1<sup>st</sup>.

### **Public Safety**

Organizational revisions were made in Public Safety following the September 2013 retirement of Public Safety Director and Police Chief Alvern Lock. I appointed new Chief of Police James Tolbert to oversee the Flint Police Department and the 9-1-1 Center. Current Chief David Cox, Jr. will continue as Fire Chief. Both Chief Tolbert and Chief Cox report to the Emergency Manager.

A Police and Fire Protection Millage request for 6 mills for 5 years was placed on the November 2012 ballot and was approved by the electorate. This began the process of stabilizing both the Police and Fire Department funding. The City hired eight additional police officers; seven more officers are attended the Police Academy and graduated in December 2014. Millage dollars have been used to replace the expired 2010-2012 Mott Foundation Community Policing Grant.

A Council Public Safety Committee was established in February 2014. The Police Department and Fire Department management teams work transparently and cooperatively with the Public Safety Committee.

The City continues to review many options for shared services, station configurations, staffing levels, contract services and technology applications.

### ***Police Department***

Chief James Tolbert has evaluated the operations of the Flint Police Department and has formulated several new crime fighting initiatives. Included in these initiatives is a second chance opportunity for those with misdemeanor warrants which has been dubbed “Operation Fresh Start”. Other initiatives target the root causes of criminal behavior through the Area Crime Team (A.C.T.), the Arson Investigative Team and an expansion of the Lifeline Regional Crime Intervention Strategy.

On April 1, 2014 several social media and internet based information sharing programs were introduced to the community. Through Flint Police Department’s new blog which can be accessed through <http://cityofflintpd.blogspot.com/> links are provided to the new crime mapping webpage as well as Facebook and Twitter pages. Crimemapping.com is



an easy to use tool which can pinpoint crimes on a map by type, date range, address or radius of an area and even the reporting police agency. Other services such as the COPLOGIC online reporting and calling Crimestoppers at 1-800-SPEAK-UP are complimented by these new tools.

According to the FBI Part I violent crimes were down 26% for the first six months of 2013 vs. the same period of 2012. Flint has reported that for 2013 as a whole, violent crime dropped by approximately 30 percent, with homicides dropping 22%. For the first three months of 2014 compared to the same time period last year the City has seen a 25.4% reduction in violent crime, according to Flint Police Department statistics. Part I violent crimes include murder, rape, aggravated assault and robbery.

In June 2012 the Police Department changed to a 12 hour shift operation. These changes in combination with the expansion of alternative call response procedures (including the introduction of the on-line CopLogic reporting system); have resulted in the continuing reduction in response times to 9-1-1 calls.

The City of Flint is continuing its existing collaborative efforts with regional partners. Examples: Flint Area Narcotics Unit, Safe Streets Task Force, and U.S. Attorney's Office Zero Tolerance gun violence reduction initiative, LifeLines (formerly known as CeaseFire), and other programs to help eliminate gang activity and prevent other violent acts.

The City continues to receive patrol assistance and detective assistance from Michigan State Police. Patrol assistance is a crime-deterrent and increases traffic safety compliance. The detective assistance has increased the capacity for investigations within the Flint Police Department.

The City also continues to apply new technologies and information systems to improve police efficiencies and improve targeting and effectiveness; these include New World Record Management System, CopLogic, and DDACTS. The City is also evaluating the new P1 ARMS (record management and CAD system) being implemented by the Michigan State Police in comparison to the current Flint CAD and RMS system from New World and the CLEMIS system managed by Oakland County.

#### **Lock-up**

The Public Safety Department recommended selection of the Genesee County Sheriff as the operator of the Flint lock-up. The lock-up opened the week of October 1, 2012.

In early 2013, use of the lock-up was made available to all Genesee County police agencies. The availability of the lock-up is credited with the clearance of over 1000 warrants per month in Genesee County. The State Legislature has approved funding for an additional year of operation.

### **9-1-1 Operation**

The City completed the change over to the 800 MHz communication system for the Police and Fire Departments before the December 31, 2012 required implementation date. The installation of a point to point microwave link with the Genesee County 9-1-1 Consortium tower system was finalized in July 2013.

The Mott Foundation funded a 2013 study through the MSU Training and Technical Assistance Team to determine the costs and issues involved in pursuing a reconsolidation of the Flint 9-1-1 Center with the Genesee County 9-1-1 Consortium. This intent was the basis of the C-GAP application and \$1.8 million award to construct a simul-cast communications tower which will be integrated into the Consortium's tower system. I support the effort to move toward reconsolidation.

Cooperative work with the Genesee County 9-1-1 Consortium continues with the evaluation of a new phone system in preparation for the next generation 9-1-1 system.

### ***Fire Department***

After many years of functioning without a Fire Chief, Chief David Cox, Jr. was hired April 15, 2013. Chief Cox has aggressively addressed excessive use of overtime and he is currently in the process of restructuring the department.

The FEMA funded SAFER Grant which supports the wages and benefits of 39 firefighters was renewed on June 10, 2012 for two years. That grant totaled \$6.9 million. The City submitted a request to FEMA for the 2013 SAFER grant funding to again support 39 firefighters. It is very rare that a city would be awarded a full funding request in back-to-back granting periods and Flint was fortunate to have been the recipient of two awards. This time we received a denial notification on April 7, 2014. The City plans to support approximately 20 firefighters using the Police and Fire Operations millage; the balance will be laid off and two stations may be closed.

I requested, and received, a proposal from the International City/County Management Association (ICMA) Center for Public Safety Management for a comprehensive analysis of all public safety services in the City of Flint. Denial of the SAFER grant is further impetus to seriously evaluate how public safety can best be provided for the City with staffing levels which can match resources and provide expected levels of service.

A protocol was finalized for the transition to the Genesee County Sheriff's Department to handle the paramedic calls in the City of Flint. The Paramedic millage is now managed only by Genesee County. Completion date was July 1, 2012.

### **Emergency Manager's Conclusions**

Significant work has been accomplished to stabilize the financial situation of the City of Flint. The whole organization has been being restructured to reflect a smaller, leaner government operation. Services which were routinely provided are being inspected to determine if they should continue and if so, in what format. Technology solutions which can increase efficiencies are being implemented.

I acknowledge that substantial progress has been made, however the City is still experiencing an on-going financial emergency. Resolution of the financial emergency will not be complete without providing a basic framework for, and implementation of, an objective model for the organization to follow.

A sustainable municipal organization incorporates the utilization of best practices financially, structures a governance model which clearly delineates between legislative, policy, and administrative responsibilities, and develops a management plan to provide services to residents in a consistent, reliable manner.

The 7 Point Transition Management Plan which I have developed provides the roadmap to resolve the financial emergency and to achieve sustainability for the City of Flint.

For one year, FY 13, the goal of containing overspending was achieved. The city must continuously function within a balanced budget, eliminate the accumulated deficit and further reduce the legacy and pension costs. Projections through 2019 demonstrate Flint's continuing challenges. Projecting current revenues and expenses into the future shows a continuing gap of \$2 to \$4 million annually.

Stable revenue is necessary in order for this City, and most other cities in Michigan, to continue to avoid a bankruptcy situation. We have asked our residents to accept a significant 6 mill Police and Fire Protection Millage; and they have done so. We have imposed a street lighting assessment, a waste collection fee and tremendous water and sewer rate increases. However, our residents have not enjoyed increasing services, increasing property valuations or increasing employment opportunities.

As noted previously, there are very few additional revenue options. We are approaching the limit of the City's borrowing capability. Capital improvement funds are drained and the property tax millage rate is within .1 mill of maximum. State Revenue Sharing is now tied to EVIP and C-GAP competitive granting. We have made a request through our State Legislative representatives and the State Treasurer to push legislation to allow City voters the opportunity to decide to increase the income tax. This action could generate \$7 million annually and would eliminate the City's structural deficit. A bill has been introduced but has not been acted upon.

In the meantime, Flint is still struggling with effects from increased expenses and reduced revenue from decisions outside our control. These include: a recent General Motors/Delphi closure impacting over 300 jobs, the yet to be voted upon planned changes

in personal property tax revenue, the \$120,000 cost to hold the State Senate primary election, and the \$575,000 required match for MDOT projects in FY14.


I do not recommend beginning the transition back to the Mayor/Council management of the City at this time. The City still has critical budgeting issues; there is tremendous work necessary on 7 Point Transition Management Plan. Also, the City Council is adjusting to a new committee structure and Council meeting management.

Flint has twice been placed in the hands of a State appointed emergency manager. A third failure should be avoided at all costs. Therefore, I appointed a 21 person blue ribbon citizens' committee to evaluate various governance models used in Michigan cities and to recommend a course of action for Charter amendment or revision. The committee has been meeting regularly since January 2014 and is currently planning a public engagement process. I feel that this is a key step in the City's preparation to successfully manage a fiscally sound city.

I feel strongly that it is incumbent upon me to make sure that the city reaches its goal of sustained financial solvency. The financial emergency is not fully resolved until the long-term sustainable structure is secured.

Another update of this report is expected to be presented in July 2014 as required by P.A. 436. Other updates will be provided as appropriate.

Respectfully submitted,



Darnell Earley, ICMA-CM, MPA  
Emergency Manager  
Flint, MI

Attachments:

1. Summary of Findings of the Flint Financial Review Team
2. 7 Point Transition Management Plan
3. Organizational Chart FY14
4. Orders and Directives of the EFM and EM
5. Resolution and Detail for FY14 Amended Budget
6. Vision, Mission, Goals and Budget Priorities of the City of Flint 2015-2019

## Attachment 1. Summary of Findings of the Flint Financial Review Team

Summary of Findings of the Flint Financial Review Team  
November 2011

- The City has a general fund deficit of \$14,621,546 as of June 30, 2010 which was not eliminated within the two year preceding period.
- The City previously submitted a five year deficit elimination plan for a cumulative general fund deficit of \$7,046,820 as of June 30, 2008. However, by June 30, 2010 the cumulative general fund deficit had grown to \$14,621,546. An updated plan submitted for 2010 does not purport to eliminate the cumulative deficit until 2030 and that relies upon the issuance of an additional \$12 million of debt in 2013.
- A structural operating deficit existed in the general fund as of June 30, 2007, 2008, 2009, 2010 and the general fund is projected to have a \$6,768,864 deficit as of June 30, 2011.

## Attachment 2. 7 Point Transition Management Plan





**CITY OF FLINT**  
*OFFICE OF THE EMERGENCY MANAGER*



**Darnell Earley, ICMA-CM, MPA**  
Emergency Manager

**TO:** Scott Kincaid, President and Flint City Council  
**FROM:** Darnell Earley, ICMA-CM, Emergency Manager  
**RE:** 7 Point Transition Management Plan  
**Date:** April 3, 2014  
**CC:** Mayor Dayne Walling, Clerk Inez Brown, Gerald Ambrose, Peter Bade  
Elizabeth Murphy, Jason Lorenz, Maxine Murray

The primary responsibility of an emergency manager is to resolve the distressed city's financial emergency. However, resolution is not complete without providing a basic framework for, and implementation of, an objective model for the organization to follow.

A sustainable municipal organization incorporates the utilization of best practices financially, structures a governance model which clearly delineates between legislative, policy, and administrative responsibilities, and develops a management plan to provide services to residents in a consistent, reliable manner.

The 7 Point Transition Management Plan provides the roadmap to resolve the financial emergency and to achieve sustainability for the City of Flint. The Michigan Legislature recognized the need to incorporate provisions for sustainability when the "Local Financial Stability and Choice Act" was written as P.A. 436 of 2012 (Act).

The Act states in part:

A local government shall be removed from receivership when the financial conditions are corrected in a sustainable fashion as provided in this act. MCL 141.1549(7)

The 7 Point Transition Management Plan (Plan) that we have been discussing since the beginning of 2014 outlines specific criteria for assessing attainable goals through measurable objectives, intended to provide an objective evaluation of the management principles critical to sustainability, and in concert with the requirements of the Act.

The Act further states:

(1) If an emergency manager determines that the financial emergency that he or she was appointed to manage has



been rectified, the emergency manager shall inform the governor and the state treasurer...

(3) Subject to subsection (4), if the governor agrees that the financial emergency has been rectified, the emergency manager has adopted a 2-year budget as required under section 21, and the financial conditions of the local government have been corrected in a sustainable fashion as required under section 9(7), the governor may do either of the following:

- (a) Remove the local government from receivership.
- (b) Appoint a receivership transition advisory board as provided in section 23.

(4) Before removing a local government from receivership, the governor may impose 1 or more of the following conditions on the local government:

- (a) The implementation of financial best practices within the local government.
- (b) The adoption of a model charter or model charter provisions.
- (c) Pursue financial or managerial training to ensure that official responsibilities are properly discharged. MCL 141.1562

Each of the 7 points of the Plan addresses these requirements. Moreover, the Plan sets in motion the necessary exercises for making the determinations so that as Flint's Emergency Manager, I can make an objective, sustainable, and broad recommendation to the Governor and the State Treasurer concerning Flint's emergence from, and next steps in its financial emergency. The Plan also recognizes the need to address systemic, causal factors in Flint's repeated designation as a distressed community where a financial emergency exists, and thereby in need of state intervention, as outlined in the Act.

Depending upon the Governor's response, the Plan will serve as a data-driven blueprint to forward on to a Transition Advisory Board, as provided in the Act. The Plan is not intended to be a consent agreement as provided in subsection (1), nor is it being presented as any other legal document referenced in the Act. Given Flint's history, the comprehensive nature of the Plan, if implemented in its totality, should address the problem of recidivism through sound, effective governance and accountable city management.

In retrospect, had we implemented such a plan when Flint came out of its first receivership in 2004, perhaps we would not have had a repeat of that situation.

Nevertheless, a third episode of receivership will be much more difficult for the City to rectify without exploring bankruptcy.

I have sought and will continue to seek the support and cooperation of the Flint City Council, as well as that of the Mayor, for the Plan, as we move towards this next phase of receivership. While many of the objectives in the Plan are currently underway, there is still much work to be done. With your reengagement, cooperation, and buy-in to this process I am very hopeful that we can achieve a favorable outcome as we seek to restore home rule order and local control over the next several months.

Cc Rick Snyder, Governor  
Kevin Clinton, Treasurer  
Dennis Muchmore  
Beth Clement  
Rich Baird  
Harvey Hollins  
Brian Larkin  
Wayne Workman  
Ed Koryzno  
Randall Byrne  
Tom Saxon  
Sen. Jim Ananich  
Rep. Woodrow Stanley  
Rep. Phil Phelps  
Congressman Dan Kildee

## 7 Point Transition Management Plan

**Goal:** To provide a strategy for determining and evaluating relevant and specific criteria for assessing when the City of Flint might be prepared to emerge from Emergency Manager (EM) oversight to a Transition Advisory Board (TAB), as provided in Public Act 436. The seven points identified provide comprehensive and well defined benchmarks to be reviewed before the determination is made. The Plan also defines a data-driven and measurable process for the objective, results-oriented determination of facts. The Plan establishes the criteria now so that it is clear what the conditions are that will have to be satisfied before the Emergency Manager recommends the establishment of a Transition Advisory Board.

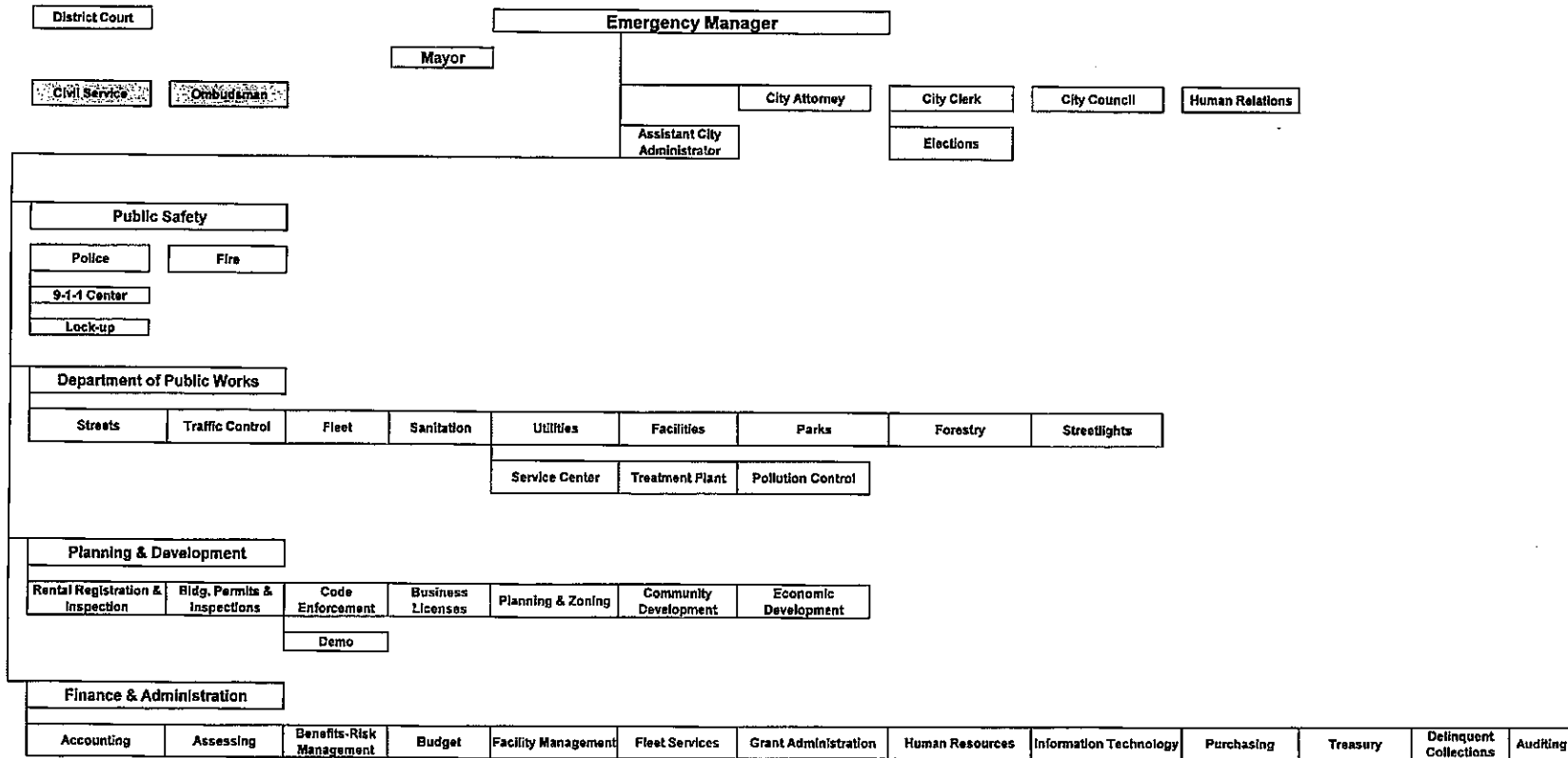
| GOAL                                   | STRATEGY                                                                                                                                                                                                                                                                                                                                                                                                                                                                                                            | OBJECTIVES                                                                                                                                                                                                                                                                                                                      | STATUS                                    |
|----------------------------------------|---------------------------------------------------------------------------------------------------------------------------------------------------------------------------------------------------------------------------------------------------------------------------------------------------------------------------------------------------------------------------------------------------------------------------------------------------------------------------------------------------------------------|---------------------------------------------------------------------------------------------------------------------------------------------------------------------------------------------------------------------------------------------------------------------------------------------------------------------------------|-------------------------------------------|
| <b>1. Deficit Elimination Plan</b>     |                                                                                                                                                                                                                                                                                                                                                                                                                                                                                                                     |                                                                                                                                                                                                                                                                                                                                 |                                           |
|                                        | Deficit Elimination Plan and Reserve Accumulation Plan will be presented by the EM/Mayor/Finance Dir. to City Council through its Finance Committee to receive Council support. Also a commitment by the Mayor and Council to implement the plan will be required.                                                                                                                                                                                                                                                  | City Council to pass resolution of support for DEP/RAP from EM/Mayor/Fin. Dir.<br>Receive Treasury acceptance of the DEP/RAP.<br>Confirmation by Mayor and Council that DEP/RAP actions will be a top priority in budgeting.                                                                                                    | _____<br>_____<br>_____                   |
| <b>2. Five-Year Financial Analysis</b> |                                                                                                                                                                                                                                                                                                                                                                                                                                                                                                                     |                                                                                                                                                                                                                                                                                                                                 |                                           |
|                                        | The development, monitoring and updating of a five-year financial analysis is critical to the ongoing challenges of financial solvency. It must remain an ongoing process to measure the City's ability to fund services, produce budgets, and proactively manage expenditures. It should be an expectation of the Council that the EM/Mayor/Fin. Dir. shall annually prepare and Council shall review and adopt said projection; and shall continue to use the projection as a basis for future budgeting actions. | EM/Mayor/Fin. Dir to annually prepare a 5 yr. R/E projection.<br>Council Finance Committee review 5 yr. analysis and move to Council.<br>City Council adopts 5 Year Analysis.<br>Finance Committee shall annually review analysis in February each year and send to Council for approval.                                       | _____<br>_____<br>_____<br>_____          |
| <b>3. Governance</b>                   |                                                                                                                                                                                                                                                                                                                                                                                                                                                                                                                     |                                                                                                                                                                                                                                                                                                                                 |                                           |
|                                        | The EM will consider recommendations from the Blue Ribbon Committee, National Civic League Model Charter, proposed charter amendments, review of electoral structure, Executive appointments, etc. It is expected that a formal agreement would be reached among the EM, Mayor, and Council as to what governance revisions are to be implemented, including time frames for implementation.                                                                                                                        | Blue Ribbon Cmte. Complete Report and Submit to EM<br>Mayor and Council Submit Comments on Report to EM<br>EM develops proposed governance structure and sends to Governor.<br>Mayor and Council have an opportunity to review and comment on EM proposal.<br>Completion of City Ordinance review by Council as proposed by EM. | _____<br>_____<br>_____<br>_____<br>_____ |

| GOAL                        | STRATEGY                                                                                                                                                                                                                                                                                                                                                                                                                                                                                                                                                                                                                    | OBJECTIVES                                                                                                                                                                                                                                                                                                                                                                                                                                                                     | STATUS                                                                        |
|-----------------------------|-----------------------------------------------------------------------------------------------------------------------------------------------------------------------------------------------------------------------------------------------------------------------------------------------------------------------------------------------------------------------------------------------------------------------------------------------------------------------------------------------------------------------------------------------------------------------------------------------------------------------------|--------------------------------------------------------------------------------------------------------------------------------------------------------------------------------------------------------------------------------------------------------------------------------------------------------------------------------------------------------------------------------------------------------------------------------------------------------------------------------|-------------------------------------------------------------------------------|
| 4. Organization Development | Review the City's organizational structure including: Public Safety, 9-1-1 plan, courts consolidation plan, recommendations on other long-term services, and role of the city administrator (who will be appointed prior to the TAB). Finalize the organizational relationship among Mayor, Administration and Council. This will result in an agreed upon detailed description of the roles and responsibilities of the Mayor and Council, including items such as respective roles in strategic planning, budgeting, monitoring and assessment of results, appointments, and protocols for addressing citizen complaints. | <p>EM/Mayor determines recommended City organizational structure.</p> <p>EM/Mayor to recommend Council action (ordinance changes) to implement organizational structure.</p> <p>Council to review and adopt revised organizational structure.</p> <p>EM/Mayor to hire City Administrator/Manager.</p> <p>Finalize organization structure and roles: Mayor, Council, Administration.</p> <p>Labor contracts to be completed for all City unions</p>                             | <p>_____</p> <p>_____</p> <p>_____</p> <p>_____</p> <p>_____</p> <p>_____</p> |
| 5. Legacy Costs             | Retiree Health Care remains the biggest challenge to managing legacy costs and the City is currently facing a legal challenge. It will be unlikely that the financial emergency will be declared resolved until this issue is settled in a manner which does not risk the solvency of the City. Sustaining the changes within RHC are essential to the City's future solvency.                                                                                                                                                                                                                                              | <p>Mayor and Council to support City's position on retiree health care or adopt measures offsetting the increased costs.</p> <p>Annual budgets to include payment of appropriate pension and health care costs and liabilities.</p>                                                                                                                                                                                                                                            | <p>_____</p> <p>_____</p>                                                     |
| 6. Strategic Plan           | The adoption of a long-range strategic plan by the Emergency Manager, Mayor, and Council for the governing actions of the City will provide a guidance mechanism for determining budgeting, priorities, goals and objectives.                                                                                                                                                                                                                                                                                                                                                                                               | <p>EM/Mayor/Fin. Dir. to present 5 yr Strategic Plan through Finance Cmte. to Council for approval.</p> <p>Council to set spending priorities.</p> <p>EM/Mayor to utilize Strategic Plan to develop budget.</p> <p>Council to adopt budget in line with Strategic Plan and budget priorities.</p> <p>Council to receive quarterly reports from Mayor/Fin. Dir. on progress of achieving strategic objectives and priorities.</p> <p>Strategic Plan to be updated annually.</p> | <p>_____</p> <p>_____</p> <p>_____</p> <p>_____</p> <p>_____</p> <p>_____</p> |

| GOAL              | STRATEGY                                                                                                                                                                                                                                                                                                                                                                                                                                                                                                                                                     | OBJECTIVES                                                                                                                                                                                                                                                                                                                                                                                                                                                                                                                                                                           | STATUS                                                                                     |
|-------------------|--------------------------------------------------------------------------------------------------------------------------------------------------------------------------------------------------------------------------------------------------------------------------------------------------------------------------------------------------------------------------------------------------------------------------------------------------------------------------------------------------------------------------------------------------------------|--------------------------------------------------------------------------------------------------------------------------------------------------------------------------------------------------------------------------------------------------------------------------------------------------------------------------------------------------------------------------------------------------------------------------------------------------------------------------------------------------------------------------------------------------------------------------------------|--------------------------------------------------------------------------------------------|
| 7. Sustainability | Factors for determining sustainability are rooted in the 7 points. More specifically, the measures that will be evaluated include: achievement of consensus decision-making on the part of the Mayor and the Council, adoption of best practices, continuing commitment to training and development for the Mayor and Council members, ongoing monitoring and updating of plans necessary for the financial stability of the City including but not limited to 2-year budgets, 5-year financial analyses, and the ongoing implementation of the Master Plan. | <p>Council and Mayor update methods to develop policy recommendations and achieving consensus.</p> <p>Council and Mayor attend all training sessions as scheduled by EM.</p> <p>Council and Mayor to actively participate in development and adoption of 2 yr. budget.</p> <p>Implement Master Plan (evidence of Master Plan implementation in annual budget).</p> <p>Define and incorporate financial and organizational best practices.</p> <p>Implement system of performance measurement.</p> <p>Utilize data-driven methods of decision making and performance measurement.</p> | <p>_____</p> <p>_____</p> <p>_____</p> <p>_____</p> <p>_____</p> <p>_____</p> <p>_____</p> |

### Attachment 3. Organizational Chart FY14

# City of Flint - Organizational Chart



Attachment 4. Orders and Directives of the EFM and EM.



*Executive Orders*

| DATE     | ORDER # | DESCRIPTION                                                                                                                                               |
|----------|---------|-----------------------------------------------------------------------------------------------------------------------------------------------------------|
| 04/01/14 | 10      | COUNCIL MEETING AGENDA                                                                                                                                    |
| 03/21/14 | 9.0     | MONTHLY CITY COUNCIL AND COMMITTEE MEETING SCHEDULE                                                                                                       |
| 03/06/14 | 6.1     | REVISION TO CONFIRMATION OF CITY COUNCIL COMMITTEE APPOINTMENTS                                                                                           |
| 03/05/14 | 08      | COUNCIL MEETING PROTOCOL                                                                                                                                  |
| 02/25/14 | 07      | AUTHORITY FOR THE PRESENTATION OF THE MAYOR'S ANNUAL STATE OF THE CITY ADDRESS                                                                            |
| 02/25/14 | 06      | CONFIRMATION OF CITY COUNCIL COMMITTEE APPOINTMENTS                                                                                                       |
| 01/31/14 | 05      | CITY COUNCIL AND CITY COUNCIL COMMITTEE MEETING SCHEDULE FOR FEBRUARY 2014                                                                                |
| 01/31/14 | 04      | CONFIRMATION OF CITY COUNCIL COMMITTEE APPOINTMENTS                                                                                                       |
| 12/11/13 | 003     | DIRECTIVES TO COUNCILMAN ERIC MAYS                                                                                                                        |
| 12/11/13 | 002     | CANCELLATION OF CITY COUNCIL MEETING                                                                                                                      |
| 12/11/13 | 002     | CANCELLATION OF CITY COUNCIL MEETING                                                                                                                      |
| 11/01/13 | 001     | CITY COUNCIL MEETING SCHEDULE FOR THE REMAINDER OF 2013                                                                                                   |
| 06/13/13 | 004     | ADOPTION OF FISCAL YEAR 2014 BUDGET                                                                                                                       |
| 06/06/13 | 003     | SPECIAL ASSESSMENT DISTRICT FOR STREET LIGHTING                                                                                                           |
| 04/12/13 | 002     | CITY COUNCIL'S RESPONSIBILITIES AND PARTIAL RESTORATION OF COMPENSATION                                                                                   |
| 03/28/13 | 001     | MAYOR DAYNE WALLING'S RESPONSIBILITIES AND PARTIAL RESTORATION OF COMPENSATION                                                                            |
| 03/27/13 | 011     | WATER SERVICE PROCEDURES                                                                                                                                  |
| 03/15/13 | 010     | GRANT APPLICATIONS                                                                                                                                        |
| 12/12/12 | EFM009  | INVALIDATING COUNCIL ACTION                                                                                                                               |
| 10/11/12 | EFM008  | POVERTY EXEMPTION TO STREET LIGHTING SPECIAL ASSESSMENT                                                                                                   |
| 10/11/12 | EFM007  | CITY COUNCIL ADOPTION OF AMENDMENT TO RENTAL INSPECTION ORDINANCE IS NULL AND VOID                                                                        |
| 09/14/12 | EFM006  | OVERTIME                                                                                                                                                  |
| 09/12/12 | EFM005  | CITY TREASURER AUTHORIZED TO CORRECT ASSESSMENTS OR FEES IF PROPERTY OWNER ENTITLED TO WAIVER                                                             |
| 08/24/12 | EFM004  | ADVISORY COMMITTEE                                                                                                                                        |
| 08/24/12 | EFM003  | BUDGETARY OVERSIGHT & TERMINATION OF LINE ITEM LEVEL                                                                                                      |
| 08/24/12 | EFM002  | PROCEDURE FOR SUBMISSION OF RESOLUTIONS AND ORDINANCES                                                                                                    |
| 08/24/12 | EFM001  | PROCEDURES FOR PURCHASING                                                                                                                                 |
| 08/08/12 | 034     | FLINT POLICE OFFICERS ASSOCIATION UNION CONTRACT PROVISION MODIFICATION/ TERMINATION - TRANSFER TO THE MUNICIPAL EMPLOYEES' RETIREMENT SYSTEM OF MICHIGAN |
| 08/08/12 | 033     | CONSOLIDATION OF FLINT AREA ENTERPRISE COMMUNITY WITH ECONOMIC DEVELOPMENT CORPORATION AND ELIMINATION OF CITIZENS DISTRICT COUNCILS                      |
| 06/27/12 | 032     | ESTABLISHMENT OF SPECIAL ASSESSMENT DISTRICT FOR STREET LIGHTING                                                                                          |
| 05/30/12 | 031     | WATER AND SEWER RATE INCREASES                                                                                                                            |
| 05/30/12 | 030     | SPECIAL ASSESSMENT DISTRICT FOR STREET LIGHTING                                                                                                           |
| 05/30/12 | 029     | APPLICATION TO STATE ADMINISTRATIVE BOARD FOR APPROVAL TO ISSUE NOT TO EXCEED \$9,300,000 IN FISCAL STABILIZATION BONDS                                   |

|          |     |                                                                                                                                                                                                                                                                                                                                                      |
|----------|-----|------------------------------------------------------------------------------------------------------------------------------------------------------------------------------------------------------------------------------------------------------------------------------------------------------------------------------------------------------|
| 04/25/12 | 028 | WASTE COLLECTION USER FEE                                                                                                                                                                                                                                                                                                                            |
| 04/25/12 | 027 | APPROVAL OF COLLECTIVE BARGAIN AGREEMENT WITH AFSCME LOCAL 1799                                                                                                                                                                                                                                                                                      |
| 04/25/12 | 026 | AFSCME LOCAL 1600 ("LOCAL 1600") CONTRACT PROVISION MODIFICATION/TERMINATION                                                                                                                                                                                                                                                                         |
| 04/25/12 | 025 | AFSCME LOCAL 1799 RETIREE INSURANCE RECIPIENTS                                                                                                                                                                                                                                                                                                       |
| 04/25/12 | 024 | AFSCME LOCAL 1600 RETIREE INSURANCE RECIPIENTS                                                                                                                                                                                                                                                                                                       |
| 04/25/12 | 023 | FLINT I.A.F.F. - FLINT FIREFIGHTERS UNION RETIREE INSURANCE RECIPIENTS                                                                                                                                                                                                                                                                               |
| 04/25/12 | 022 | FLINT POLICE OFFICERS ASSOCIATION UNION RETIREE INSURANCE RECIPIENTS                                                                                                                                                                                                                                                                                 |
| 04/25/12 | 021 | P.O.L.C. - FLINT POLICE CAPTAINS AND LIEUTENANTS UNION RETIREE INSURANCE RECIPIENTS                                                                                                                                                                                                                                                                  |
| 04/25/12 | 020 | P.O.L.C. - FLINT POLICE SERGEANTS UNION RETIREE INSURANCE RECIPIENTS                                                                                                                                                                                                                                                                                 |
| 04/25/12 | 019 | NON-UNION ACTIVES AND RETIREE INSURANCE RECIPIENTS                                                                                                                                                                                                                                                                                                   |
| 04/25/12 | 018 | FLINT POLICE OFFICERS ASSOCIATION CONTRACT PROVISION MODIFICATION/TERMINATION                                                                                                                                                                                                                                                                        |
| 04/25/12 | 017 | ADOPTION OF FISCAL YEAR 2013 BUDGET                                                                                                                                                                                                                                                                                                                  |
| 04/24/12 | 016 | APPROVAL OF COLLECTIVE BARGAIN AGREEMENT WITH FLINT I.A.F.F. - FLINT FIREFIGHTERS UNION                                                                                                                                                                                                                                                              |
| 04/24/12 | 015 | APPROVAL OF COLLECTIVE BARGAIN AGREEMENT WITH P.O.L.C. - FLINT POLICE CAPTAINS AND LIEUTENANTS UNION                                                                                                                                                                                                                                                 |
| 04/24/12 | 014 | APPROVAL OF COLLECTIVE BARGAIN AGREEMENT WITH P.O.L.C. - FLINT POLICE SERGEANTS UNION                                                                                                                                                                                                                                                                |
| 04/13/12 | 013 | Modification of Section 10 of the settlement agreement and release of all claims dated OCTOBER 2, 2002, between the City of Flint and plaintiffs RICHARD DICKS, LEON NOVACK, SHIRLEY NOVACK, THE UNITED RETIREMENT GOVERNMENTAL EMPLOYEES (URGE), AND SANDRA YURK relating to prescription drug coverage for all retiree groups of the City of Flint |
| 01/11/12 | 012 | Monthly Meetings with Flint City Council                                                                                                                                                                                                                                                                                                             |
| 01/11/12 | 011 | Procedure for Submission of Matters Involving a Recommendation by the Planning Commission                                                                                                                                                                                                                                                            |
| 12/20/11 | 010 | Council's Responsibilities & Compensation                                                                                                                                                                                                                                                                                                            |
| 12/20/11 | 009 | Mayor's Responsibilities & Compensation                                                                                                                                                                                                                                                                                                              |
| 12/19/11 | 008 | Advisory Committee                                                                                                                                                                                                                                                                                                                                   |
| 12/13/11 | 007 | Budgetary Oversight & Termination of Line Item Level                                                                                                                                                                                                                                                                                                 |
| 12/08/11 | 006 | Elimination of Civil Service Commission                                                                                                                                                                                                                                                                                                              |
| 12/08/11 | 005 | Elimination of Office of Ombudsman                                                                                                                                                                                                                                                                                                                   |
| 12/08/11 | 004 | Procedures for Resolutions and Ordinances                                                                                                                                                                                                                                                                                                            |
| 12/08/11 | 003 | Procedures for Purchasing                                                                                                                                                                                                                                                                                                                            |
| 12/02/11 | 002 | Elimination of Salaries for Mayor & Council                                                                                                                                                                                                                                                                                                          |
| 12/01/11 | 001 | Termination of Appointments                                                                                                                                                                                                                                                                                                                          |

Attachment 5. Resolution and Detail for FY14 Amended Budget



14-5025

( )

EM SUBMISSION NO.: EME1592014

PRESENTED: 2-18-14

ADOPTED: \_\_\_\_\_

BY THE EMERGENCY MANAGER:

**RESOLUTION TO AUTHORIZE BUDGET AMENDMENTS**

BY THE EMERGENCY MANAGER

**RESOLUTION**

Whereas, the City's Budget is monitored on an going basis by the Finance Director; and department heads; and

Whereas, the Finance Director is recommending certain adjustments;

IT IS RESOLVED, that the FY14 Budget of the City of Flint is hereby amended to reflect the changes in the attached listing of budget amendments dated February 14, 2014.


That the Finance Director is authorized to do all things necessary to incorporate the attached changes into the Budget and to assign the appropriate account numbers; and

APPROVED AS TO FINANCE:



Gerald Ambrose, Finance Director

APPROVED AS TO FORM:




Peter M. Bade, City Attorney

**EM DISPOSITION:**

ENACT ✓


REFER TO COUNCIL \_\_\_\_\_

FAIL \_\_\_\_\_



Darnell Earley, ICMA-CM, MPA, Emergency Manager

DATED: 4-3-14



Dayne Walling  
Mayor

## CITY OF FLINT, MICHIGAN Department of Finance

City Hall, Room #203  
1101 South Saginaw Street  
Flint, MI 48502  
(810) 766-7268 / (810) 766-8675 (fax)

Darnell Earley, ICMA-CM, MPA  
Emergency Manager

Gerald Ambrose  
Finance Director

February 17, 2014

### **Proposed Amendments to the FY14 Budget**

This amendment is the second set of amendments to the FY14 Adopted Budget, based on data as of January 31, 2014. Adjustments are proposed in the General Fund, Major and Local Streets Funds, EDA Revolving Loan Fund, and the Sewer and Water Funds.

In the General Fund (Fund 101), the amendment of \$1,593,649 reflects an increase of \$1,343,649 in funding of the City Lock-Up facility to reflect actual costs, all of which are reimbursed by the state; adjustments in revenues to maintain the commitment for deficit reduction at \$1,000,000; and increases in revenues and expenses for the assistance of Ernst & Young to evaluate certain assets of the City and to update the five year financial projections. The expenses of the E&Y assistance is reimbursed by the State.

In the Local and Major Street funds, adjustments totaling \$207,490 are made primarily to reflect the increased cost of responding to the snow and ice emergencies. There have been some recognition of unbudgeted revenues to cover some of the extra costs, but most of the funding comes from fund balances of Funds 202 and 203.

A budget in the amount of \$286,674 is being established for EDA Revolving Loan fund (Fund 246). This was not done when adopting the original budget. The Revolving Loan Fund has been in existence for several years and the budget does not reflect anything other than historical patterns.

In the Sewer Fund (Fund 590), the amendment eliminates a budgeted item of \$5,000,000 for retiree health care, and the offsetting use of fund balance reflected in the adopted budget. This is an accounting change only and does not affect the obligation or cost for retiree health care. In addition, there are small adjustments to the expenditures line items to reflect more closely the actual spending plan. There is some concern regarding the current low level of revenues in the Sewer Fund, and the matter is being investigated. Depending on the outcome, additional adjustments may be necessary.

In the Water Fund (Fund 591), the amendment eliminates a budgeted item of \$3,750,000 for retiree health care, and the offsetting proposed use of fund balance. As for the Sewer Fund, this is an accounting change and does not affect the obligation of cost of retiree health care.

Additionally, however, adjustments are made within current expenditures to fund the capital projects for the expansion of the Water Treatment Plant, and to fund operational expenses and the initiation fee associated with preparing for the change in water supply from DWSD to KWA, including the interim period during which the Flint River will be used as water supply. \$4,578,888 is being moved primarily from various line items historically used for capital expenses and professional services into a new Water Plant Capital Improvements line items and into a new line item reflecting the \$1,168,000 initiation fee for KWA. Also reflected is an anticipated \$8,185,285 decrease in water purchases from Detroit for the balance of the fiscal year and a \$3,464,182 loss in revenue from Genesee County.

As with the Sewer Fund, there is some concern regarding the current low level of revenues in the Water Fund, and the matter is being investigated. Depending on the outcome, additional adjustments may be necessary.

**PROPOSED BUDGET AMENDMENTS - FY2013-2014 BUDGET (ALL FUNDS)**  
CITY OF FLINT

2/2/2014

| <b>FUND</b>                                                    | <b>ORIGINAL<br/>BUDGET<br/>7/1/2013</b> | <b>AMENDED<br/>BUDGET<br/>11/1/2013</b> | <b>PROPOSED<br/>BUDGET<br/>AMENDMENT</b> | <b>PROPOSED<br/>AMENDED<br/>BUDGET</b> |
|----------------------------------------------------------------|-----------------------------------------|-----------------------------------------|------------------------------------------|----------------------------------------|
| <b>Fund 101 - General Fund</b>                                 |                                         |                                         |                                          |                                        |
| TOTAL REVENUES                                                 | 53,045,072                              | 51,954,467                              | 1,593,649                                | 53,548,116                             |
| TOTAL EXPENDITURES                                             | 53,045,072                              | 51,954,467                              | 1,593,649                                | 53,548,116                             |
| NET OF REVENUES & EXPENDITURES                                 | 0                                       | 0                                       | 0                                        | 0                                      |
| <b>Fund 202 - Major Street Fund</b>                            |                                         |                                         |                                          |                                        |
| TOTAL REVENUES                                                 | 6,092,841                               | 6,127,063                               | 207,490                                  | 6,334,553                              |
| TOTAL EXPENDITURES                                             | 6,092,841                               | 6,123,063                               | 207,490                                  | 6,330,553                              |
| NET OF REVENUES & EXPENDITURES                                 | 0                                       | 4,000                                   | 0                                        | 4,000                                  |
| <b>Fund 203 - Local Street Fund</b>                            |                                         |                                         |                                          |                                        |
| TOTAL REVENUES                                                 | 2,431,014                               | 2,443,450                               | 157,631                                  | 2,601,091                              |
| TOTAL EXPENDITURES                                             | 2,431,014                               | 2,443,450                               | 157,631                                  | 2,601,091                              |
| NET OF REVENUES & EXPENDITURES                                 | 0                                       | 0                                       | 0                                        | 0                                      |
| <b>Fund 205 - Public Safety</b>                                |                                         |                                         |                                          |                                        |
| TOTAL REVENUES                                                 | 1,845,827                               | 1,845,827                               | 0                                        | 1,845,827                              |
| TOTAL EXPENDITURES                                             | 1,845,827                               | 1,845,827                               | 0                                        | 1,845,827                              |
| NET OF REVENUES & EXPENDITURES                                 | 0                                       | 0                                       | 0                                        | 0                                      |
| <b>Fund 207 - Police Fund</b>                                  |                                         |                                         |                                          |                                        |
| TOTAL REVENUES                                                 | 1,549,180                               | 1,550,180                               | 0                                        | 1,550,180                              |
| TOTAL EXPENDITURES                                             | 1,549,180                               | 1,550,180                               | 0                                        | 1,550,180                              |
| NET OF REVENUES & EXPENDITURES                                 | 0                                       | 0                                       | 0                                        | 0                                      |
| <b>Fund 208 - Park/Recreation Fund</b>                         |                                         |                                         |                                          |                                        |
| TOTAL REVENUES                                                 | 609,064                                 | 734,084                                 | 0                                        | 734,064                                |
| TOTAL EXPENDITURES                                             | 609,064                                 | 734,084                                 | 0                                        | 734,064                                |
| NET OF REVENUES & EXPENDITURES                                 | 0                                       | 0                                       | 0                                        | 0                                      |
| <b>Fund 213 - Park &amp; Recreation Senior Citizen Centers</b> |                                         |                                         |                                          |                                        |
| TOTAL REVENUES                                                 | 200,000                                 | 227,652                                 | 0                                        | 227,652                                |
| TOTAL EXPENDITURES                                             | 200,000                                 | 227,652                                 | 0                                        | 227,652                                |
| NET OF REVENUES & EXPENDITURES                                 | 0                                       | 0                                       | 0                                        | 0                                      |
| <b>Fund 219 - Street Light</b>                                 |                                         |                                         |                                          |                                        |
| TOTAL REVENUES                                                 | 2,982,960                               | 2,982,960                               | 0                                        | 2,982,960                              |
| TOTAL EXPENDITURES                                             | 2,982,960                               | 2,982,960                               | 0                                        | 2,982,960                              |
| NET OF REVENUES & EXPENDITURES                                 | 0                                       | 0                                       | 0                                        | 0                                      |
| <b>Fund 226 - Rubbish Collection Fund</b>                      |                                         |                                         |                                          |                                        |
| TOTAL REVENUES                                                 | 5,132,490                               | 5,132,490                               | 0                                        | 5,132,490                              |
| TOTAL EXPENDITURES                                             | 5,132,490                               | 5,132,490                               | 0                                        | 5,132,490                              |
| NET OF REVENUES & EXPENDITURES                                 | 0                                       | 0                                       | 0                                        | 0                                      |
| <b>Fund 246 - COF - EDA Revolving loan fund</b>                |                                         |                                         |                                          |                                        |
| TOTAL REVENUES                                                 | 0                                       | 0                                       | 286,674                                  | 286,674                                |
| TOTAL EXPENDITURES                                             | 0                                       | 0                                       | 286,674                                  | 286,674                                |
| NET OF REVENUES & EXPENDITURES                                 | 0                                       | 0                                       | 0                                        | 0                                      |
| <b>Fund 265 - Drug Law Enforcement Fund</b>                    |                                         |                                         |                                          |                                        |
| TOTAL REVENUES                                                 | 435,042                                 | 435,042                                 | 0                                        | 435,042                                |
| TOTAL EXPENDITURES                                             | 435,042                                 | 435,042                                 | 0                                        | 435,042                                |
| NET OF REVENUES & EXPENDITURES                                 | 0                                       | 0                                       | 0                                        | 0                                      |
| <b>Fund 274 - HUD COBG, ESG, &amp; HOME GRANTS</b>             |                                         |                                         |                                          |                                        |
| TOTAL REVENUES                                                 | 4,469,675                               | 10,761,887                              | 0                                        | 10,761,887                             |
| TOTAL EXPENDITURES                                             | 4,469,675                               | 10,761,887                              | 0                                        | 10,761,887                             |
| NET OF REVENUES & EXPENDITURES                                 | 0                                       | 0                                       | 0                                        | 0                                      |
| <b>Fund 286 - Other Grants Fund</b>                            |                                         |                                         |                                          |                                        |
| TOTAL REVENUES                                                 | 2,429,270                               | 6,931,888                               | 0                                        | 6,931,888                              |
| TOTAL EXPENDITURES                                             | 2,400,486                               | 6,925,930                               | 0                                        | 6,925,930                              |
| NET OF REVENUES & EXPENDITURES                                 | 28,783                                  | 5,758                                   | 0                                        | 5,768                                  |
| <b>Fund 297 - Federal Stimulus Fund</b>                        |                                         |                                         |                                          |                                        |
| TOTAL REVENUES                                                 | 4,844,480                               | 4,524,108                               | 0                                        | 4,524,108                              |
| TOTAL EXPENDITURES                                             | 4,844,480                               | 4,524,108                               | 0                                        | 4,524,108                              |
| NET OF REVENUES & EXPENDITURES                                 | 0                                       | 0                                       | 0                                        | 0                                      |
| <b>Fund 402 - Public Improvement Fund</b>                      |                                         |                                         |                                          |                                        |
| TOTAL REVENUES                                                 | 1,875,000                               | 2,150,000                               | 0                                        | 2,150,000                              |
| TOTAL EXPENDITURES                                             | 1,875,000                               | 2,150,000                               | 0                                        | 2,150,000                              |
| NET OF REVENUES & EXPENDITURES                                 | 0                                       | 0                                       | 0                                        | 0                                      |
| <b>Fund 542 - Building Inspection Fund</b>                     |                                         |                                         |                                          |                                        |
| TOTAL REVENUES                                                 | 2,318,627                               | 2,548,456                               | 0                                        | 2,548,456                              |
| TOTAL EXPENDITURES                                             | 2,318,627                               | 2,548,455                               | 0                                        | 2,548,455                              |
| NET OF REVENUES & EXPENDITURES                                 | 0                                       | 0                                       | 0                                        | 0                                      |
| <b>Fund 590 - Sewer Fund</b>                                   |                                         |                                         |                                          |                                        |
| TOTAL REVENUES                                                 | 31,918,397                              | 31,929,269                              | 0                                        | 31,929,269                             |
| TOTAL EXPENDITURES                                             | 36,860,908                              | 36,871,778                              | (4,942,509)                              | 31,929,269                             |
| NET OF REVENUES & EXPENDITURES                                 | (4,942,509)                             | (4,942,509)                             | 133,911                                  | 0                                      |
| <b>Fund 591 - Water Fund</b>                                   |                                         |                                         |                                          |                                        |
| TOTAL REVENUES                                                 | 51,414,182                              | 51,425,054                              | (3,528,182)                              | 47,896,872                             |
| TOTAL EXPENDITURES                                             | 55,153,140                              | 55,164,012                              | (7,267,140)                              | 47,896,872                             |
| NET OF REVENUES & EXPENDITURES                                 | (3,738,958)                             | (3,738,958)                             | 3,738,958                                | 0                                      |
| <b>TOTAL ALL FUNDS</b>                                         |                                         |                                         |                                          |                                        |
| TOTAL REVENUES - ALL FUNDS                                     | 173,593,121                             | 183,703,667                             | (1,282,738)                              | 182,420,929                            |
| TOTAL EXPENDITURES - ALL FUNDS                                 | 162,245,804                             | 192,375,375                             | (9,964,205)                              | 182,411,170                            |
| NET OF REVENUES & EXPENDITURES                                 | (8,652,683)                             | (8,671,708)                             | 8,681,467                                | 9,759                                  |

02/14/2014

**CITY OF FLINT PROPOSED BUDGET AMENDMENT DETAIL**  
**AS OF PERIOD ENDING 01/31/2014**

| GL NUMBER                                                       | DESCRIPTION                           | 2013-14<br>ORIGINAL<br>BUDGET | 2013-14<br>AMENDED<br>BUDGET | 2013-14<br>PROPOSED BUDGET<br>AMENDMENT (+/-) | 2013-14<br>PROPOSED<br>AMENDED BUDGET 3MAL (ABNORMAL) | YTD BALANCE<br>01/31/2014 | ENCUMBERED<br>YEAR-TO-DATE | 2013-14<br>YTD EXPENDITURES<br>& OBLIGATIONS | % BODGT<br>USED |
|-----------------------------------------------------------------|---------------------------------------|-------------------------------|------------------------------|-----------------------------------------------|-------------------------------------------------------|---------------------------|----------------------------|----------------------------------------------|-----------------|
| <b>Fund 101 - General Fund</b>                                  |                                       |                               |                              |                                               |                                                       |                           |                            |                                              |                 |
| <b>Revenues</b>                                                 |                                       |                               |                              |                                               |                                                       |                           |                            |                                              |                 |
| <b>Dept 000.300-General government</b>                          |                                       |                               |                              |                                               |                                                       |                           |                            |                                              |                 |
| 101-000.300-403.000                                             | Property Taxes                        | 4,522,000                     | 4,522,000                    | 100,000                                       | 4,622,000                                             | 4,653,393                 | 0                          | 4,653,393                                    | 102.91          |
| 101-000.300-404.000                                             | Special Assessment Taxes              | 8,000                         | 87,941                       | 0                                             | 97,941                                                | 68                        | 0                          | 68                                           | 0.07            |
| 101-000.300-438.000                                             | Income Taxes                          | 14,210,000                    | 14,210,000                   | 0                                             | 14,210,000                                            | 5,944,102                 | 0                          | 5,944,102                                    | 41.63           |
| 101-000.300-445.000                                             | Penalty & Interest On Taxes           | 150,000                       | 150,000                      | 0                                             | 150,000                                               | 18,547                    | 0                          | 18,547                                       | 12.36           |
| 101-000.300-576.000                                             | Constitution Sales Tax                | 7,689,485                     | 7,689,485                    | 0                                             | 7,689,485                                             | 2,696,318                 | 0                          | 2,696,318                                    | 35.07           |
| 101-000.300-578.100                                             | Statutory Sales Tax                   | 6,182,879                     | 6,182,879                    | 0                                             | 6,182,879                                             | 2,160,214                 | 0                          | 2,160,214                                    | 34.94           |
| 101-000.300-626.300                                             | Water & Sewer Pilot                   | 1,958,450                     | 1,958,450                    | 0                                             | 1,958,450                                             | 1,958,450                 | 0                          | 1,958,450                                    | 100.00          |
| 101-000.300-684.000                                             | Interest                              | 0                             | 0                            | 0                                             | 0                                                     | 458                       | 0                          | 458                                          | 100.00          |
| 101-000.300-670.000                                             | Rental - City Property                | 6,000                         | 6,000                        | 0                                             | 6,000                                                 | 3,650                     | 0                          | 3,650                                        | 60.83           |
| 101-000.300-671.300                                             | Other Income                          | 0                             | 0                            | 0                                             | 0                                                     | (0)                       | 0                          | (0)                                          | 100.00          |
| 101-000.300-699.999                                             | Due From Fund Balance                 | (1,000,000)                   | (610,829)                    | (389,171)                                     | (1,000,000)                                           | 0                         | 0                          | 0                                            | 0.00            |
| <b>Total Dept 000.300-General government</b>                    |                                       | <b>33,726,814</b>             | <b>34,205,926</b>            | <b>(289,171)</b>                              | <b>33,916,755</b>                                     | <b>17,435,198</b>         | <b>0</b>                   | <b>17,435,198</b>                            | <b>50.97</b>    |
| <b>Dept 136.100-District Court</b>                              |                                       |                               |                              |                                               |                                                       |                           |                            |                                              |                 |
| 101-136.100-638.000                                             | State Grants                          | 0                             | 0                            | 114,085                                       | 114,085                                               | 114,085                   | 0                          | 114,085                                      | 100.00          |
| 101-136.100-662.000                                             | Fines & Cost - Traffic/Criminal       | 1,600,000                     | 1,600,000                    | 0                                             | 1,600,000                                             | 915,717                   | 0                          | 915,717                                      | 57.23           |
| 101-136.100-677.000                                             | Reimbursements                        | 0                             | 0                            | 0                                             | 0                                                     | 8,213                     | 0                          | 8,213                                        | 100.00          |
| <b>Total Dept 136.100-District Court</b>                        |                                       | <b>1,600,000</b>              | <b>1,600,000</b>             | <b>114,085</b>                                | <b>1,714,085</b>                                      | <b>1,038,015</b>          | <b>0</b>                   | <b>1,038,015</b>                             | <b>64.88</b>    |
| <b>Dept 191.100-Finance -Admin/Accounting/Payroll</b>           |                                       |                               |                              |                                               |                                                       |                           |                            |                                              |                 |
| 101-191.100-607.000                                             | Fees                                  | 0                             | 0                            | 0                                             | 0                                                     | 168                       | 0                          | 168                                          | 100.00          |
| 101-191.100-628.000                                             | Charges For Services Rendered         | 2,200                         | 2,200                        | 0                                             | 2,200                                                 | 150                       | 0                          | 150                                          | 6.82            |
| 101-191.100-677.000                                             | Reimbursements                        | 0                             | 0                            | 258,000                                       | 258,000                                               | -                         | 0                          | 0                                            | 0               |
| <b>Total Dept 191.100-Finance -Admin/Accounting/Payroll</b>     |                                       | <b>2,200</b>                  | <b>2,200</b>                 | <b>258,000</b>                                | <b>258,200</b>                                        | <b>258</b>                | <b>0</b>                   | <b>258</b>                                   | <b>0.00</b>     |
| <b>Dept 191.201-Finance Purchasing</b>                          |                                       |                               |                              |                                               |                                                       |                           |                            |                                              |                 |
| 101-191.201-649.000                                             | Auction Rev - Forfeited & Others      | 75,000                        | 75,000                       | 0                                             | 75,000                                                | 4,036                     | 0                          | 4,036                                        | 5.38            |
| <b>Total Dept 191.201-Finance Purchasing</b>                    |                                       | <b>75,000</b>                 | <b>75,000</b>                | <b>0</b>                                      | <b>75,000</b>                                         | <b>4,036</b>              | <b>0</b>                   | <b>4,036</b>                                 | <b>5.38</b>     |
| <b>Dept 215.100-Office Of City Clerk</b>                        |                                       |                               |                              |                                               |                                                       |                           |                            |                                              |                 |
| 101-215.100-645.000                                             | Sale Of Printed Material              | 350                           | 350                          | 0                                             | 350                                                   | 3,000                     | 0                          | 3,000                                        | 857.14          |
| <b>Total Dept 215.100-Office Of City Clerk</b>                  |                                       | <b>350</b>                    | <b>350</b>                   | <b>0</b>                                      | <b>350</b>                                            | <b>3,000</b>              | <b>0</b>                   | <b>3,000</b>                                 | <b>857.14</b>   |
| <b>Dept 215.200-City Clerk-License And Permits</b>              |                                       |                               |                              |                                               |                                                       |                           |                            |                                              |                 |
| 101-215.200-451.000                                             | Bus.Licenses & Permits-City Clerk     | 107,000                       | 107,000                      | 0                                             | 107,000                                               | 10,287                    | 0                          | 10,287                                       | 9.61            |
| 101-215.200-452.000                                             | Cable Tv Franchise Fee                | 1,196,626                     | 1,196,626                    | 0                                             | 1,196,626                                             | 245,401                   | 0                          | 245,401                                      | 20.51           |
| 101-215.200-477.000                                             | Non-Bus.Licenses & Permits-City Clerk | 0                             | 0                            | 0                                             | 0                                                     | 220                       | 0                          | 220                                          | 100.00          |
| <b>Total Dept 215.200-City Clerk-License And Permits</b>        |                                       | <b>1,303,626</b>              | <b>1,303,626</b>             | <b>0</b>                                      | <b>1,303,626</b>                                      | <b>255,908</b>            | <b>0</b>                   | <b>255,908</b>                               | <b>19.63</b>    |
| <b>Dept 253.200-Customer Services-Treasury Operations</b>       |                                       |                               |                              |                                               |                                                       |                           |                            |                                              |                 |
| 101-253.200-607.000                                             | Fees - Customer Service               | 304,211                       | 304,211                      | 0                                             | 304,211                                               | 425,068                   | 0                          | 425,068                                      | 139.73          |
| 101-253.200-671.600                                             | Sundry                                | 30,000                        | 30,000                       | 0                                             | 30,000                                                | 35,134                    | 0                          | 35,134                                       | 117.11          |
| 101-253.200-671.800                                             | Nsf Check Fs                          | 5,000                         | 5,000                        | 0                                             | 5,000                                                 | 2,670                     | 0                          | 2,670                                        | 53.39           |
| 101-253.200-694.000                                             | Cash Over And Short                   | (3,000)                       | (3,000)                      | 0                                             | (3,000)                                               | 11,207                    | 0                          | 11,207                                       | (373.67)        |
| <b>Total Dept 253.200-Customer Services-Treasury Operations</b> |                                       | <b>336,211</b>                | <b>336,211</b>               | <b>0</b>                                      | <b>336,211</b>                                        | <b>474,079</b>            | <b>0</b>                   | <b>474,079</b>                               | <b>141.01</b>   |



|                                                            |                                       |           |           |   |           |           |   |           |
|------------------------------------------------------------|---------------------------------------|-----------|-----------|---|-----------|-----------|---|-----------|
| Dept 253.201-Customer Services-Income Tax                  |                                       |           |           |   |           |           |   |           |
| 101-253.201-439.000                                        | Enforcement Tax Revenue               | 0         | 0         | 0 | 0         | 17,344    | 0 | 17,344    |
| Total Dept 253.201-Customer Services-Income Tax            |                                       | 0         | 0         | 0 | 0         | 17,344    | 0 | 17,344    |
| Dept 253.204-Delinquent Collections                        |                                       |           |           |   |           |           |   |           |
| 101-253.204-438.000                                        | Enforcement Tax Revenue               | 700,000   | 700,000   | 0 | 700,000   | 0         | 0 | 0         |
| Total Dept 253.204-Delinquent Collections                  |                                       | 700,000   | 700,000   | 0 | 700,000   | 0         | 0 | 0         |
| Dept 257.100-Assessment                                    |                                       |           |           |   |           |           |   |           |
| 101-257.100-626.000                                        | Charges For Services Rendered         | 10,000    | 10,000    | 0 | 10,000    | 7,219     | 0 | 7,219     |
| Total Dept 257.100-Assessment                              |                                       | 10,000    | 10,000    | 0 | 10,000    | 7,219     | 0 | 7,219     |
| Dept 262.100-City Clerk-Election                           |                                       |           |           |   |           |           |   |           |
| 101-262.100-645.600                                        | Sale Of Printed Material-Info         | 600       | 600       | 0 | 600       | 401       | 0 | 401       |
| 101-262.100-677.000                                        | Reimbursements                        | 18,000    | 18,000    | 0 | 18,000    | 0         | 0 | 0         |
| Total Dept 262.100-City Clerk-Election                     |                                       | 18,600    | 18,600    | 0 | 18,600    | 401       | 0 | 401       |
| Dept 268.100-Law Office Operations                         |                                       |           |           |   |           |           |   |           |
| 101-268.100-628.000                                        | Charges For Services Rendered         | 11,000    | 11,000    | 0 | 11,000    | 4,485     | 0 | 4,485     |
| 101-268.100-671.800                                        | Sundry                                | 5,500     | 5,500     | 0 | 5,500     | 2,009     | 0 | 2,009     |
| Total Dept 268.100-Law Office Operations                   |                                       | 16,500    | 16,500    | 0 | 16,500    | 6,494     | 0 | 6,494     |
| Dept 270.100-Parsonnel Office                              |                                       |           |           |   |           |           |   |           |
| 101-270.100-677.000                                        | Reimbursements                        | 0         | 0         | 0 | 0         | 6         | 0 | 6         |
| Total Dept 270.100-Parsonnel Office                        |                                       | 0         | 0         | 0 | 0         | 6         | 0 | 6         |
| Dept 299.000-Administrative services                       |                                       |           |           |   |           |           |   |           |
| 101-299.000-628.900                                        | Charges For Service Rendered - Interd | 5,386,068 | 5,386,068 | 0 | 5,386,068 | 2,658,860 | 0 | 2,658,860 |
| Total Dept 299.000-Administrative services                 |                                       | 5,386,068 | 5,386,068 | 0 | 5,386,068 | 2,658,860 | 0 | 2,658,860 |
| Dept 301.603-2010 JAG (FLINT TOWNSHIP \$282,292)           |                                       |           |           |   |           |           |   |           |
| 101-301.603-538.000                                        | State Grants Federal Pass Through     | 53,300    | 0         | 0 | 0         | 0         | 0 | 0         |
| Total Dept 301.603-2010 JAG (FLINT TOWNSHIP \$282,292)     |                                       | 53,300    | 0         | 0 | 0         | 0         | 0 | 0         |
| Dept 301.604-2011 JAG (Justice Asst. 211,064.00)           |                                       |           |           |   |           |           |   |           |
| 101-301.604-530.000                                        | Federal Grants                        | 150,000   | 0         | 0 | 0         | 0         | 0 | 0         |
| Total Dept 301.604-2011 JAG (Justice Asst. 211,064.00)     |                                       | 150,000   | 0         | 0 | 0         | 0         | 0 | 0         |
| Dept 301.605-JAG 2012 (\$167,499)                          |                                       |           |           |   |           |           |   |           |
| 101-301.605-538.000                                        | State Grants Federal Pass Through     | 9,000     | 0         | 0 | 0         | 0         | 0 | 0         |
| Total Dept 301.605-JAG 2012 (\$167,499)                    |                                       | 9,000     | 0         | 0 | 0         | 0         | 0 | 0         |
| Dept 301.787-FANG (70983-3-13-B) Oct 12 thru Sept 13       |                                       |           |           |   |           |           |   |           |
| 101-301.787-538.000                                        | State Grants Federal Pass Through     | 8,692     | 0         | 0 | 0         | 363       | 0 | 363       |
| Total Dept 301.787-FANG (70983-3-13-B) Oct 12 thru Sept 13 |                                       | 8,692     | 0         | 0 | 0         | 363       | 0 | 363       |
| Dept 301.793-COPS Tech Grant # 2008CKWX0333                |                                       |           |           |   |           |           |   |           |
| 101-301.793-530.001                                        | Prior yr revenue -Federal grants      | 0         | 0         | 0 | 0         | 149,644   | 0 | 149,644   |
| Total Dept 301.793-COPS Tech Grant # 2008CKWX0333          |                                       | 0         | 0         | 0 | 0         | 149,644   | 0 | 149,644   |
| Dept 301.795-COPS TECH GRANT 2008CKWX0500                  |                                       |           |           |   |           |           |   |           |
| 101-301.795-530.000                                        | Federal Grants                        | 400,000   | 0         | 0 | 0         | 0         | 0 | 0         |
| Total Dept 301.795-COPS TECH GRANT 2008CKWX0500            |                                       | 400,000   | 0         | 0 | 0         | 0         | 0 | 0         |
| Dept 301.796-COPS Grant                                    |                                       |           |           |   |           |           |   |           |
| 101-301.796-530.000                                        | Federal Grants                        | 825,746   | 0         | 0 | 0         | 12,790    | 0 | 12,790    |
| Total Dept 301.796-COPS Grant                              |                                       | 825,746   | 0         | 0 | 0         | 12,790    | 0 | 12,790    |
| Dept 302.100-Pol Admin Bureau - Admin                      |                                       |           |           |   |           |           |   |           |
| 101-302.100-671.600                                        | Sundry                                | 2,000     | 2,000     | 0 | 2,000     | 455       | 0 | 455       |
| 101-302.100-677.000                                        | Reimbursements                        | 0         | 0         | 0 | 0         | 33        | 0 | 33        |
| Total Dept 302.100-Pol Admin Bureau - Admin                |                                       | 2,000     | 2,000     | 0 | 2,000     | 488       | 0 | 488       |
| Dept 302.200-Pol Admin Bureau-Inspections                  |                                       |           |           |   |           |           |   |           |
| 101-302.200-677.000                                        | Reimbursements                        | 14,700    | 14,700    | 0 | 14,700    | 0         | 0 | 0         |
| Total Dept 302.200-Pol Admin Bureau-Inspections            |                                       | 14,700    | 14,700    | 0 | 14,700    | 0         | 0 | 0         |

|                                                             |                                         |           |           |           |           |           |   |           |        |
|-------------------------------------------------------------|-----------------------------------------|-----------|-----------|-----------|-----------|-----------|---|-----------|--------|
| Dept 302.205-Pol Admin - City Lock up                       |                                         |           |           |           |           |           |   |           |        |
| 101-302.205-539.000                                         | State Grants                            | 1,300,001 | 1,300,001 | 1,343,649 | 2,643,850 | 1,115,787 | 0 | 1,115,787 | 85.83  |
| Total Dept 302.205-Pol Admin - City Lock up                 |                                         | 1,300,001 | 1,300,001 | 1,343,649 | 2,643,850 | 1,115,787 | 0 | 1,115,787 | 85.83  |
| Dept 305.200-Pol Tech Serv-Records & Identification         |                                         |           |           |           |           |           |   |           |        |
| 101-305.200-630.200                                         | Police Accident non resident            | 28,000    | 28,000    | 0         | 28,000    | 0         | 0 | 0         | 0.00   |
| 101-305.200-671.000                                         | Sundry                                  | 89,250    | 89,250    | 0         | 89,250    | 40,156    | 0 | 40,156    | 44.99  |
| Total Dept 305.200-Pol Tech Serv-Records & Identification   |                                         | 117,250   | 117,250   | 0         | 117,250   | 40,156    | 0 | 40,156    | 34.25  |
| Dept 305.201-Pol Tech Serv-Planning, Research, & Tral       |                                         |           |           |           |           |           |   |           |        |
| 101-305.201-539.000                                         | State Grants                            | 0         | 12,021    | 0         | 12,021    | 12,021    | 0 | 12,021    | 100.00 |
| Total Dept 305.201-Pol Tech Serv-Planning, Research, & Tral |                                         | 0         | 12,021    | 0         | 12,021    | 12,021    | 0 | 12,021    | 100.00 |
| Dept 305.206-Pol Tech Serv - City Impound                   |                                         |           |           |           |           |           |   |           |        |
| 101-305.206-607.100                                         | Impound lot-Towing fees                 | 139,920   | 139,920   | 0         | 139,920   | 52,170    | 0 | 52,170    | 37.29  |
| 101-305.206-607.200                                         | Impound lot-Storage fees                | 173,840   | 173,840   | 0         | 173,840   | 66,790    | 0 | 66,790    | 49.03  |
| 101-305.206-607.300                                         | Impound lot-Admin cost fees             | 63,050    | 63,050    | 0         | 63,050    | 29,150    | 0 | 29,150    | 45.58  |
| 101-305.206-607.400                                         | Impound lot-Statutory fee city portion  | 28,310    | 28,310    | 0         | 28,310    | 9,825     | 0 | 9,825     | 37.34  |
| 101-305.206-649.000                                         | Auction Rev - Forfeited & Others        | 150,000   | 150,000   | 0         | 150,000   | 84,770    | 0 | 84,770    | 56.51  |
| Total Dept 305.206-Pol Tech Serv - City Impound             |                                         | 554,020   | 554,020   | 0         | 554,020   | 232,705   | 0 | 232,705   | 47.42  |
| Dept 308.200-Pol Invest Ovrhd - Criminal Invest Ovrhd       |                                         |           |           |           |           |           |   |           |        |
| 101-308.200-454.000                                         | Liquor License Transf From State - Polt | 0         | 0         | 0         | 0         | 63,207    | 0 | 63,207    | 100.00 |
| Total Dept 308.200-Pol Invest Ovrhd - Criminal Invest Ovrhd |                                         | 0         | 0         | 0         | 0         | 63,207    | 0 | 63,207    | 100.00 |
| Dept 308.201-Pol Invest Ovrhd - Detective Bureau            |                                         |           |           |           |           |           |   |           |        |
| 101-308.201-454.000                                         | Liquor License Transf From State - Polt | 62,000    | 62,000    | 0         | 62,000    | 0         | 0 | 0         | 0.00   |
| 101-308.201-677.000                                         | Reimbursements                          | 72,800    | 72,800    | 0         | 72,800    | 40,000    | 0 | 40,000    | 54.94  |
| Total Dept 308.201-Pol Invest Ovrhd - Detective Bureau      |                                         | 134,800   | 134,800   | 0         | 134,800   | 40,000    | 0 | 40,000    | 29.67  |
| Dept 308.202-Pol Invest Ovrhd - Police School Liason        |                                         |           |           |           |           |           |   |           |        |
| 101-308.202-580.200                                         | CHARGES FOR SERVICE RENDERED            | 361,196   | 361,196   | 0         | 361,196   | 0         | 0 | 0         | 0.00   |
| Total Dept 308.202-Pol Invest Ovrhd - Police School Liason  |                                         | 361,196   | 361,196   | 0         | 361,196   | 0         | 0 | 0         | 0.00   |
| Dept 308.205-Pol Invest Ovrhd - Special Operations          |                                         |           |           |           |           |           |   |           |        |
| 101-308.205-916.000                                         | Admin Fee -Pol Sling Operations         | 25,000    | 25,000    | 0         | 25,000    | 1,386     | 0 | 1,386     | 6.54   |
| 101-308.205-677.000                                         | Reimbursements                          | 7,500     | 7,500     | 0         | 7,500     | 0         | 0 | 0         | 0.00   |
| Total Dept 308.205-Pol Invest Ovrhd - Special Operations    |                                         | 32,500    | 32,500    | 0         | 32,500    | 1,386     | 0 | 1,386     | 4.28   |
| Dept 315.100-Patrol Bureau - Administration                 |                                         |           |           |           |           |           |   |           |        |
| 101-315.100-624.000                                         | Special Events Fee                      | 80,000    | 80,000    | 0         | 80,000    | 26,184    | 0 | 26,184    | 32.73  |
| 101-315.100-677.000                                         | Reimbursements                          | 0         | 0         | 0         | 0         | 478       | 0 | 478       | 100.00 |
| Total Dept 315.100-Patrol Bureau - Administration           |                                         | 80,000    | 80,000    | 0         | 80,000    | 26,662    | 0 | 26,662    | 33.33  |
| Dept 315.201-Patrol Bureau-Patrol - 1St Shift               |                                         |           |           |           |           |           |   |           |        |
| 101-315.201-677.000                                         | Reimbursements                          | 15,000    | 15,000    | 0         | 15,000    | 0         | 0 | 0         | 0.00   |
| Total Dept 315.201-Patrol Bureau-Patrol - 1St Shift         |                                         | 15,000    | 15,000    | 0         | 15,000    | 0         | 0 | 0         | 0.00   |
| Dept 315.207-Patrol Bureau-Traffic Safety                   |                                         |           |           |           |           |           |   |           |        |
| 101-315.207-624.000                                         | Special Events Fee                      | 0         | 0         | 0         | 0         | 27,607    | 0 | 27,607    | 100.00 |
| Total Dept 315.207-Patrol Bureau-Traffic Safety             |                                         | 0         | 0         | 0         | 0         | 27,607    | 0 | 27,607    | 100.00 |
| Dept 315.702-Mott Neighborhood Patrol (7/1/12 - 12/3        |                                         |           |           |           |           |           |   |           |        |
| 101-315.702-580.000                                         | Local Grants                            | 135,000   | 0         | 0         | 0         | 0         | 0 | 0         | 0.00   |
| Total Dept 315.702-Mott Neighborhood Patrol (7/1/12 - 12/3  |                                         | 135,000   | 0         | 0         | 0         | 0         | 0 | 0         | 0.00   |
| Dept 325.100-Public Safety 911 - Administration             |                                         |           |           |           |           |           |   |           |        |
| 101-325.100-629.000                                         | 911 Surcharge                           | 1,308,000 | 1,308,000 | 0         | 1,308,000 | 377,784   | 0 | 377,784   | 28.88  |
| Total Dept 325.100-Public Safety 911 - Administration       |                                         | 1,308,000 | 1,308,000 | 0         | 1,308,000 | 377,784   | 0 | 377,784   | 28.88  |
| Dept 325.110-911 Publ. Saf. Answering Pts Training          |                                         |           |           |           |           |           |   |           |        |
| 101-325.110-539.000                                         | State Grants                            | 26,000    | 26,000    | 0         | 26,000    | 16,079    | 0 | 16,079    | 61.84  |
| Total Dept 325.110-911 Publ. Saf. Answering Pts Training    |                                         | 26,000    | 26,000    | 0         | 26,000    | 16,079    | 0 | 16,079    | 61.84  |

|                                                             |                                      |            |            |           |            |            |   |            |        |
|-------------------------------------------------------------|--------------------------------------|------------|------------|-----------|------------|------------|---|------------|--------|
| Dept 337.100-Office Of Fire Chief                           |                                      |            |            |           |            |            |   |            |        |
| 101-337.100-626.000                                         | Charges For Services Rendered        | 1,000      | 1,000      | 0         | 1,000      | 740        | 0 | 740        | 74.00  |
| 101-337.100-648.000                                         | Scrap Sales                          | 1,000      | 1,000      | 0         | 1,000      | 0          | 0 | 0          | 0.00   |
| Total Dept 337.100-Office Of Fire Chief                     |                                      | 2,000      | 2,000      | 0         | 2,000      | 740        | 0 | 740        | 37.00  |
| Dept 337.202-Fire Admin - Training                          |                                      |            |            |           |            |            |   |            |        |
| 101-337.202-626.600                                         | Charges for service-EMS Training     | 0          | 0          | 0         | 0          | 850        | 0 | 850        | 100.00 |
| Total Dept 337.202-Fire Admin - Training                    |                                      | 0          | 0          | 0         | 0          | 850        | 0 | 850        | 100.00 |
| Dept 338.200-Firefighting Division-Fire Battalion Ch        |                                      |            |            |           |            |            |   |            |        |
| 101-338.200-540.000                                         | State Payment For Fire Protection    | 85,000     | 85,000     | 0         | 85,000     | 93,652     | 0 | 93,652     | 110.18 |
| Total Dept 338.200-Firefighting Division-Fire Battalion Ch  |                                      | 85,000     | 85,000     | 0         | 85,000     | 93,652     | 0 | 93,652     | 110.18 |
| Dept 338.201-Firefighting Division-Fire Station Overh       |                                      |            |            |           |            |            |   |            |        |
| 101-338.201-630.000                                         | False alarm fee                      | 24,000     | 24,000     | 0         | 24,000     | 0          | 0 | 0          | 0.00   |
| 101-338.201-631.000                                         | Vehicle Fire response fee            | 0          | 0          | 0         | 0          | 15,420     | 0 | 15,420     | 100.00 |
| 101-338.201-631.100                                         | Consumers Energy Standby fee         | 0          | 0          | 0         | 0          | 10,800     | 0 | 10,800     | 100.00 |
| 101-338.201-631.200                                         | Extrication fee                      | 0          | 0          | 0         | 0          | 1,130      | 0 | 1,130      | 100.00 |
| 101-338.201-631.300                                         | Medical assist fee                   | 0          | 0          | 0         | 0          | 500        | 0 | 500        | 100.00 |
| 101-338.201-631.400                                         | structure fire fees                  | 0          | 0          | 175,086   | 175,086    | 163,400    | 0 | 163,400    | 100.00 |
| 101-338.201-631.500                                         | code enforcement (illegal burns) fee | 0          | 0          | 0         | 0          | 6,530      | 0 | 6,530      | 100.00 |
| Total Dept 338.201-Firefighting Division-Fire Station Overh |                                      | 24,000     | 24,000     | 175,086   | 199,066    | 197,780    | 0 | 197,780    | 824.08 |
| Dept 339.200-Fire Prevent - Inspection And Training         |                                      |            |            |           |            |            |   |            |        |
| 101-339.200-626.000                                         | Charges For Services Rendered        | 109,500    | 109,500    | 0         | 109,500    | 4,112      | 0 | 4,112      | 3.76   |
| Total Dept 339.200-Fire Prevent - Inspection And Training   |                                      | 109,500    | 109,500    | 0         | 109,500    | 4,112      | 0 | 4,112      | 3.76   |
| Dept 371.200-Development-Planning & Zoning                  |                                      |            |            |           |            |            |   |            |        |
| 101-371.200-610.000                                         | Fees - Development                   | 25,000     | 25,000     | 0         | 25,000     | 15,514     | 0 | 15,514     | 82.05  |
| Total Dept 371.200-Development-Planning & Zoning            |                                      | 25,000     | 25,000     | 0         | 25,000     | 15,514     | 0 | 15,514     | 82.05  |
| Dept 690.400-HUD Comm Challenge Grant                       |                                      |            |            |           |            |            |   |            |        |
| 101-690.400-677.000                                         | Reimbursements                       | 0          | 0          | 0         | 0          | 598        | 0 | 598        | 100.00 |
| 101-690.400-677.900                                         | Reimbursements-Intercity             | 0          | 0          | 0         | 0          | 7,697      | 0 | 7,697      | 100.00 |
| Total Dept 690.400-HUD Comm Challenge Grant                 |                                      | 0          | 0          | 0         | 0          | 7,697      | 0 | 7,697      | 100.00 |
| Dept 755.210-Golf Division - Keansley Lake Gc               |                                      |            |            |           |            |            |   |            |        |
| 101-755.210-608.000                                         | Rents And Royalties                  | 8,000      | 8,000      | 0         | 8,000      | 8,000      | 0 | 8,000      | 100.00 |
| Total Dept 755.210-Golf Division - Keansley Lake Gc         |                                      | 8,000      | 8,000      | 0         | 8,000      | 8,000      | 0 | 8,000      | 100.00 |
| Dept 755.230-Golf Division-Swartz Crk Gc                    |                                      |            |            |           |            |            |   |            |        |
| 101-755.230-668.000                                         | Rents And Royalties                  | 9,000      | 9,000      | 0         | 9,000      | 9,000      | 0 | 9,000      | 100.00 |
| Total Dept 755.230-Golf Division-Swartz Crk Gc              |                                      | 9,000      | 9,000      | 0         | 9,000      | 9,000      | 0 | 9,000      | 100.00 |
| Dept 755.240-Golf Division-Pierce Park Gc                   |                                      |            |            |           |            |            |   |            |        |
| 101-755.240-668.000                                         | Rents And Royalties                  | 2,000      | 2,000      | 0         | 2,000      | 2,000      | 0 | 2,000      | 100.00 |
| Total Dept 755.240-Golf Division-Pierce Park Gc             |                                      | 2,000      | 2,000      | 0         | 2,000      | 2,000      | 0 | 2,000      | 100.00 |
| Dept 931.590-Transfers in from Fund 590                     |                                      |            |            |           |            |            |   |            |        |
| 101-931.590-699.900                                         | Transfers in                         | 1,860,000  | 1,860,000  | 0         | 1,860,000  | 1,860,000  | 0 | 1,860,000  | 100.00 |
| Total Dept 931.590-Transfers in from Fund 590               |                                      | 1,860,000  | 1,860,000  | 0         | 1,860,000  | 1,860,000  | 0 | 1,860,000  | 100.00 |
| Dept 931.691-Transfers in from Fd 591                       |                                      |            |            |           |            |            |   |            |        |
| 101-931.691-699.900                                         | Transfers in                         | 1,130,000  | 1,130,000  | 0         | 1,130,000  | 1,130,000  | 0 | 1,130,000  | 100.00 |
| Total Dept 931.691-Transfers in from Fd 591                 |                                      | 1,130,000  | 1,130,000  | 0         | 1,130,000  | 1,130,000  | 0 | 1,130,000  | 100.00 |
| Dept 931.736-Transfer in from fd 736                        |                                      |            |            |           |            |            |   |            |        |
| 101-931.736-699.900                                         | Transfers in                         | 787,998    | 787,998    | 0         | 787,998    | 787,998    | 0 | 787,998    | 100.00 |
| Total Dept 931.736-Transfer in from fd 736                  |                                      | 787,998    | 787,998    | 0         | 787,998    | 787,998    | 0 | 787,998    | 100.00 |
| Dept 931.737-Transfer in from Fund 737                      |                                      |            |            |           |            |            |   |            |        |
| 101-931.737-699.900                                         | Transfers in                         | 300,000    | 300,000    | 0         | 300,000    | 0          | 0 | 0          | 0.00   |
| Total Dept 931.737-Transfer in from Fund 737                |                                      | 300,000    | 300,000    | 0         | 300,000    | 0          | 0 | 0          | 0.00   |
| TOTAL Revenues                                              |                                      | 53,045,072 | 51,954,467 | 1,593,649 | 53,548,116 | 28,164,837 | 0 | 28,164,837 | 63%    |

Expenditures

Dept 101.100-City Council

|                                 |                               |         |         |   |         |         |        |         |        |
|---------------------------------|-------------------------------|---------|---------|---|---------|---------|--------|---------|--------|
| 101-101.100-702.000             | Wages & Salaries              | 124,522 | 180,522 | 0 | 180,522 | 60,312  | 0      | 66,312  | 41.31  |
| 101-101.100-709.000             | Overtime                      | 1,532   | 1,532   | 0 | 1,532   | 1,047   | 0      | 1,047   | 68.37  |
| 101-101.100-710.100             | Direct Fringes                | 25,138  | 16,999  | 0 | 16,999  | 7,098   | 0      | 7,066   | 41.58  |
| 101-101.100-719.150             | Employer Pension              | 0       | 11,815  | 0 | 11,815  | 13,977  | 0      | 13,977  | 117.31 |
| 101-101.100-728.000             | Supplies                      | 4,000   | 4,000   | 0 | 4,000   | 1,416   | 1,709  | 3,128   | 78.14  |
| 101-101.100-729.000             | Postage                       | 400     | 400     | 0 | 400     | 248     | 0      | 248     | 61.66  |
| 101-101.100-731.000             | Subscriptions & Publications  | 200     | 200     | 0 | 200     | 0       | 0      | 0       | 0.00   |
| 101-101.100-801.000             | Professional Service          | 147,000 | 147,000 | 0 | 147,000 | 145,612 | 21,300 | 168,812 | 113.48 |
| 101-101.100-823.000             | Copying Services              | 4,130   | 4,130   | 0 | 4,130   | 865     | 0      | 865     | 20.94  |
| 101-101.100-850.000             | Communications                | 7,577   | 7,577   | 0 | 7,577   | 2,534   | 0      | 2,534   | 33.44  |
| 101-101.100-900.000             | Printing & Publishing         | 18,500  | 17,700  | 0 | 17,700  | 2,709   | 9,041  | 11,750  | 66.39  |
| 101-101.100-930.000             | Repairs And Maintenance       | 450     | 450     | 0 | 450     | 0       | 0      | 0       | 0.00   |
| 101-101.100-958.000             | Education, Training, & Confer | 0       | 800     | 0 | 800     | 0       | 0      | 0       | 0.00   |
| Total Dept 101.100-City Council |                               | 333,440 | 373,225 | 0 | 373,225 | 241,885 | 32,061 | 273,738 | 73.34  |

Dept 136.100-District Court

|                                   |                               |           |           |   |           |           |        |           |       |
|-----------------------------------|-------------------------------|-----------|-----------|---|-----------|-----------|--------|-----------|-------|
| 101-136.100-702.000               | Wages & Salaries              | 1,410,005 | 1,432,700 | 0 | 1,432,700 | 734,094   | 0      | 734,094   | 51.24 |
| 101-136.100-709.000               | Overtime                      | 18,000    | 18,000    | 0 | 18,000    | 17,540    | 0      | 17,540    | 97.49 |
| 101-136.100-719.100               | Direct Fringes                | 925,219   | 152,178   | 0 | 152,178   | 78,847    | 0      | 78,847    | 51.81 |
| 101-136.100-719.150               | Employer Pension              | 0         | 825,423   | 0 | 825,423   | 503,472   | 0      | 503,472   | 81.00 |
| 101-136.100-719.200               | Other Fringes                 | 433,380   | 433,380   | 0 | 433,380   | 252,805   | 0      | 252,805   | 58.33 |
| 101-136.100-726.000               | Supplies                      | 18,000    | 18,000    | 0 | 18,000    | 8,333     | 6,782  | 10,125    | 89.59 |
| 101-136.100-729.000               | Postage                       | 18,000    | 18,000    | 0 | 18,000    | 11,062    | 0      | 11,062    | 61.45 |
| 101-136.100-730.000               | Newspapers, Prof Dues And Pub | 3,000     | 3,000     | 0 | 3,000     | 1,590     | 0      | 1,590     | 53.00 |
| 101-136.100-731.000               | Subscriptions & Publications  | 9,000     | 9,000     | 0 | 9,000     | 5,445     | 1,728  | 7,173     | 79.70 |
| 101-136.100-801.000               | Professional Service          | 68,000    | 68,000    | 0 | 68,000    | 22,045    | 20,880 | 43,025    | 65.19 |
| 101-136.100-814.000               | Edp Service                   | 47,000    | 37,000    | 0 | 37,000    | 18,222    | 18,222 | 38,445    | 98.50 |
| 101-136.100-825.000               | Contractual Payments          | 100,000   | 56,123    | 0 | 56,123    | 20,402    | 11,630 | 32,032    | 57.07 |
| 101-136.100-850.000               | Communications                | 10,000    | 10,000    | 0 | 10,000    | 4,831     | 3,015  | 7,846     | 78.46 |
| 101-136.100-900.000               | Printing & Publishing         | 20,000    | 37,000    | 0 | 37,000    | 12,972    | 18,452 | 31,424    | 84.93 |
| 101-136.100-930.000               | Repairs And Maintenance       | 31,000    | 31,000    | 0 | 31,000    | 18,352    | 5,102  | 23,454    | 75.66 |
| 101-136.100-940.000               | Rentals                       | 769,800   | 781,600   | 0 | 781,600   | 778,034   | 852    | 779,786   | 99.77 |
| 101-136.100-958.000               | Miscellaneous Expense         | 500       | 500       | 0 | 500       | 0         | 0      | 0         | 0.00  |
| 101-136.100-958.000               | Education, Training, & Confer | 2,000     | 2,000     | 0 | 2,000     | 119       | 0      | 119       | 5.93  |
| 101-136.100-958.500               | Tuition Reimbursement         | 1,000     | 1,000     | 0 | 1,000     | 0         | 0      | 0         | 0.00  |
| 101-136.100-959.100               | Indirect Cost Allocation      | 1,260,403 | 1,260,403 | 0 | 1,260,403 | 630,201   | 0      | 630,201   | 50.00 |
| 101-136.100-977.000               | Equipment                     | 2,000     | 2,000     | 0 | 2,000     | 1,798     | 0      | 1,798     | 89.80 |
| Total Dept 136.100-District Court |                               | 5,194,307 | 5,194,307 | 0 | 5,194,307 | 3,122,071 | 68,774 | 3,208,844 | 61.78 |

Dept 171.100-Office Of Mayor

|                                    |                               |         |         |   |         |        |       |        |        |
|------------------------------------|-------------------------------|---------|---------|---|---------|--------|-------|--------|--------|
| 101-171.100-702.000                | Wages & Salaries              | 124,655 | 139,655 | 0 | 139,655 | 48,528 | 0     | 48,528 | 34.75  |
| 101-171.100-710.100                | Direct Fringes                | 50,220  | 14,650  | 0 | 14,650  | 5,090  | 0     | 5,090  | 34.75  |
| 101-171.100-719.150                | Employer Pension              | 0       | 37,144  | 0 | 37,144  | 20,966 | 0     | 20,966 | 50.45  |
| 101-171.100-719.200                | Other Fringes                 | 20,970  | 20,970  | 0 | 20,970  | 12,233 | 0     | 12,233 | 58.33  |
| 101-171.100-726.000                | Supplies                      | 1,500   | 1,524   | 0 | 1,524   | 163    | 1,361 | 1,524  | 100.00 |
| 101-171.100-729.000                | Postage                       | 360     | 360     | 0 | 360     | 84     | 0     | 84     | 26.14  |
| 101-171.100-730.000                | Newspapers, Prof Dues And Pub | 250     | 250     | 0 | 250     | 29     | 0     | 29     | 11.60  |
| 101-171.100-801.000                | Professional Service          | 2,600   | 1,849   | 0 | 1,849   | 417    | 0     | 417    | 22.57  |
| 101-171.100-823.000                | Copying Services              | 2,248   | 2,248   | 0 | 2,248   | 667    | 0     | 667    | 29.67  |
| 101-171.100-850.000                | Communications                | 8,038   | 8,038   | 0 | 8,038   | 1,535  | 0     | 1,535  | 19.10  |
| 101-171.100-880.000                | Community Promotion           | 400     | 1,000   | 0 | 1,000   | 583    | 0     | 583    | 58.27  |
| 101-171.100-900.000                | Printing & Publishing         | 1,000   | 1,000   | 0 | 1,000   | 289    | 273   | 562    | 56.24  |
| 101-171.100-958.000                | Miscellaneous Expense         | 0       | 127     | 0 | 127     | 127    | 0     | 127    | 99.78  |
| Total Dept 171.100-Office Of Mayor |                               | 212,233 | 228,813 | 0 | 228,813 | 90,696 | 1,634 | 92,333 | 40.35  |

Dept 172.100-City Administrator

|                                       |                               |         |         |   |         |         |       |         |        |
|---------------------------------------|-------------------------------|---------|---------|---|---------|---------|-------|---------|--------|
| 101-172.100-702.000                   | Wages & Salaries              | 240,271 | 239,671 | 0 | 239,671 | 77,422  | 0     | 77,422  | 32.30  |
| 101-172.100-719.100                   | Direct Fringes                | 67,017  | 26,295  | 0 | 26,295  | 8,113   | 0     | 8,113   | 30.66  |
| 101-172.100-719.150                   | Employer Pension              | 0       | 43,762  | 0 | 43,762  | 20,966  | 0     | 20,966  | 47.61  |
| 101-172.100-719.200                   | Other Fringes                 | 50,870  | 50,870  | 0 | 50,870  | 29,733  | 0     | 29,733  | 58.33  |
| 101-172.100-726.000                   | Supplies                      | 1,500   | 1,500   | 0 | 1,500   | 136     | 1,364 | 1,500   | 100.00 |
| 101-172.100-729.000                   | Postage                       | 300     | 300     | 0 | 300     | 0       | 0     | 0       | 0.00   |
| 101-172.100-730.000                   | Newspapers, Prof Dues And Pub | 250     | 250     | 0 | 250     | 0       | 0     | 0       | 0.00   |
| 101-172.100-730.000                   | Professional Service          | 10,000  | 24,000  | 0 | 24,000  | 21,000  | 3,000 | 24,000  | 100.00 |
| 101-172.100-801.000                   | Copying Services              | 2,248   | 2,248   | 0 | 2,248   | 667     | 0     | 667     | 29.67  |
| 101-172.100-823.000                   | Communications                | 8,600   | 8,600   | 0 | 8,600   | 779     | 0     | 779     | 11.81  |
| 101-172.100-850.000                   | Printing & Publishing         | 300     | 300     | 0 | 300     | 33      | 0     | 33      | 11.11  |
| 101-172.100-900.000                   | Education, Training, & Confer | 750     | 750     | 0 | 750     | 0       | 0     | 0       | 0.00   |
| Total Dept 172.100-City Administrator |                               | 384,106 | 396,646 | 0 | 396,646 | 158,849 | 4,364 | 163,214 | 41.15  |

|                                                      |                               |         |         |         |           |         |       |         |        |
|------------------------------------------------------|-------------------------------|---------|---------|---------|-----------|---------|-------|---------|--------|
| Dept 175.100-Human Relations Commission              |                               |         |         |         |           |         |       |         |        |
| 101-175.100-702.000                                  | Wages & Salaries              | 12,751  | 12,751  | 0       | 12,751    | 6,635   | 0     | 6,635   | 52.04  |
| 101-175.100-719.100                                  | Direct Fringes                | 4,289   | 1,338   | 0       | 1,338     | 698     | 0     | 698     | 52.04  |
| 101-175.100-719.150                                  | Employer Pension              | 0       | 2,661   | 0       | 2,951     | 2,440   | 0     | 2,440   | 62.88  |
| 101-175.100-719.200                                  | Other Fringes                 | 2,097   | 2,097   | 0       | 2,097     | 1,223   | 0     | 1,223   | 58.33  |
| 101-175.100-726.000                                  | Supplies                      | 500     | 500     | 0       | 500       | 0       | 0     | 0       | 0.00   |
| 101-175.100-729.000                                  | Postage                       | 300     | 300     | 0       | 300       | 0       | 0     | 0       | 0.00   |
| 101-175.100-730.000                                  | Newspapers, Prof Dues And Pub | 200     | 200     | 0       | 200       | 0       | 0     | 0       | 0.00   |
| 101-175.100-801.000                                  | Professional Service          | 2,500   | 2,500   | 0       | 2,500     | 175     | 0     | 175     | 7.00   |
| 101-175.100-823.000                                  | Copying Services              | 1,000   | 1,000   | 0       | 1,000     | 0       | 0     | 0       | 0.00   |
| 101-175.100-850.000                                  | Communications                | 1,000   | 1,000   | 0       | 1,000     | 124     | 0     | 124     | 12.41  |
| 101-175.100-861.000                                  | Mileage Reimbursement         | 200     | 200     | 0       | 200       | 0       | 0     | 0       | 0.00   |
| 101-175.100-900.000                                  | Printing & Publishing         | 800     | 800     | 0       | 800       | 0       | 0     | 0       | 0.00   |
| 101-175.100-958.000                                  | Education, Training, & Confer | 600     | 600     | 0       | 600       | 0       | 0     | 0       | 0.00   |
| Total Dept 175.100-Human Relations Commission        |                               | 28,237  | 28,237  | 0       | 28,237    | 11,300  | 0     | 11,300  | 43.07  |
| Dept 191.100-Finance -Admin/Accounting/Payroll       |                               |         |         |         |           |         |       |         |        |
| 101-191.100-702.000                                  | Wages & Salaries              | 541,114 | 544,114 | 0       | 544,114   | 300,782 | 0     | 300,782 | 65.28  |
| 101-191.100-719.100                                  | Direct Fringes                | 240,948 | 57,078  | 0       | 57,078    | 31,552  | 0     | 31,552  | 55.28  |
| 101-191.100-719.150                                  | Employer Pension              | 0       | 184,185 | 0       | 184,185   | 97,842  | 0     | 97,842  | 53.12  |
| 101-191.100-719.200                                  | Other Fringes                 | 97,860  | 97,860  | 0       | 97,860    | 57,085  | 0     | 57,085  | 58.33  |
| 101-191.100-726.000                                  | Supplies                      | 4,200   | 4,150   | 0       | 4,150     | 1,761   | 2,311 | 4,082   | 87.87  |
| 101-191.100-729.000                                  | Postage                       | 5,000   | 3,000   | 0       | 3,000     | 821     | 0     | 821     | 27.35  |
| 101-191.100-730.000                                  | Newspapers, Prof Dues And Pub | 2,700   | 2,700   | 0       | 2,700     | 505     | 0     | 505     | 18.70  |
| 101-191.100-731.000                                  | Subscriptions & Publications  | 1,300   | 1,300   | 0       | 1,300     | 425     | 0     | 425     | 32.69  |
| 101-191.100-801.000                                  | Professional Service          | 1,000   | 1,000   | 250,000 | 251,000   | 0       | 0     | 0       | 0.00   |
| 101-191.100-823.000                                  | Copying Services              | 3,200   | 3,200   | 0       | 3,200     | 724     | 0     | 724     | 22.64  |
| 101-191.100-850.000                                  | Communications                | 12,600  | 12,600  | 0       | 12,600    | 974     | 0     | 974     | 7.73   |
| 101-191.100-900.000                                  | Printing & Publishing         | 3,400   | 3,400   | 0       | 3,400     | 182     | 667   | 849     | 24.96  |
| 101-191.100-930.000                                  | Repairs And Maintenance       | 500     | 550     | 0       | 550       | 540     | 0     | 540     | 98.18  |
| 101-191.100-958.000                                  | Education, Training, & Confer | 13,000  | 13,000  | 0       | 13,000    | 2,951   | 0     | 2,951   | 22.70  |
| Total Dept 191.100-Finance -Admin/Accounting/Payroll |                               | 924,822 | 928,137 | 250,000 | 1,178,137 | 498,135 | 2,977 | 499,113 | 53.78  |
| Dept 191.201-Finance Purchasing                      |                               |         |         |         |           |         |       |         |        |
| 101-191.201-702.000                                  | Wages & Salaries              | 79,911  | 79,911  | 0       | 79,911    | 43,482  | 0     | 43,482  | 54.41  |
| 101-191.201-719.100                                  | Direct Fringes                | 36,338  | 8,383   | 0       | 8,383     | 4,581   | 0     | 4,581   | 54.41  |
| 101-191.201-719.150                                  | Employer Pension              | 0       | 27,955  | 0       | 27,955    | 13,977  | 0     | 13,977  | 50.00  |
| 101-191.201-719.200                                  | Other Fringes                 | 13,980  | 13,980  | 0       | 13,980    | 8,155   | 0     | 8,155   | 58.33  |
| 101-191.201-729.000                                  | Postage                       | 0       | 0       | 0       | 0         | 118     | 0     | 118     | 100.00 |
| 101-191.201-823.000                                  | Copying Services              | 0       | 0       | 0       | 0         | 857     | 0     | 857     | 100.00 |
| Total Dept 191.201-Finance Purchasing                |                               | 130,229 | 130,229 | 0       | 130,229   | 71,150  | 0     | 71,150  | 54.63  |
| Dept 215.100-Office Of City Clerk                    |                               |         |         |         |           |         |       |         |        |
| 101-215.100-702.000                                  | Wages & Salaries              | 71,090  | 71,090  | 0       | 71,090    | 39,304  | 0     | 39,304  | 55.29  |
| 101-215.100-719.100                                  | Direct Fringes                | 36,718  | 7,457   | 0       | 7,457     | 4,123   | 0     | 4,123   | 55.29  |
| 101-215.100-719.150                                  | Employer Pension              | 0       | 29,261  | 0       | 29,261    | 13,977  | 0     | 13,977  | 47.77  |
| 101-215.100-719.200                                  | Other Fringes                 | 13,880  | 13,980  | 0       | 13,980    | 8,155   | 0     | 8,155   | 58.33  |
| 101-215.100-801.000                                  | Professional Service          | 18,000  | 18,000  | 0       | 18,000    | 14,340  | 660   | 15,000  | 83.33  |
| 101-215.100-814.900                                  | Data Processing Services      | 77,657  | 77,657  | 0       | 77,657    | 0       | 0     | 0       | 0.00   |
| 101-215.100-900.000                                  | Printing & Publishing         | 1,600   | 1,600   | 0       | 1,500     | 345     | 655   | 1,000   | 66.67  |
| 101-215.100-940.000                                  | Rentals                       | 1,700   | 1,700   | 0       | 1,700     | 147     | 1,274 | 1,421   | 83.60  |
| Total Dept 215.100-Office Of City Clerk              |                               | 220,645 | 220,645 | 0       | 220,645   | 80,391  | 2,589 | 82,981  | 37.61  |
| Dept 215.200-City Clerk-License And Permits          |                               |         |         |         |           |         |       |         |        |
| 101-215.200-702.000                                  | Wages & Salaries              | 40,000  | 40,000  | 0       | 40,000    | 42,932  | 0     | 42,932  | 107.33 |
| 101-215.200-719.100                                  | Direct Fringes                | 32,500  | 4,198   | 0       | 4,198     | 4,504   | 0     | 4,504   | 107.33 |
| 101-215.200-719.150                                  | Employer Pension              | 0       | 28,304  | 0       | 28,304    | 27,955  | 0     | 27,955  | 96.77  |
| 101-215.200-719.200                                  | Other Fringes                 | 14,000  | 14,000  | 0       | 14,000    | 8,167   | 0     | 8,167   | 58.33  |
| 101-215.200-726.000                                  | Supplies                      | 1,200   | 1,200   | 0       | 1,200     | 0       | 0     | 0       | 0.00   |
| 101-215.200-729.000                                  | Postage                       | 900     | 900     | 0       | 900       | 118     | 0     | 118     | 12.94  |
| 101-215.200-823.000                                  | Copying Services              | 1,400   | 1,400   | 0       | 1,400     | 454     | 0     | 454     | 32.46  |
| 101-215.200-861.000                                  | Mileage Reimbursement         | 150     | 150     | 0       | 150       | 29      | 0     | 29      | 19.05  |
| 101-215.200-900.000                                  | Printing & Publishing         | 700     | 700     | 0       | 700       | 0       | 0     | 0       | 0.00   |
| Total Dept 215.200-City Clerk-License And Permits    |                               | 90,850  | 90,850  | 0       | 90,850    | 84,157  | 0     | 84,157  | 92.63  |
| Dept 215.247-City Clerk-Board Of Review              |                               |         |         |         |           |         |       |         |        |
| 101-215.247-702.000                                  | Wages & Salaries              | 10,500  | 10,500  | 0       | 10,500    | 24,672  | 0     | 24,672  | 234.97 |
| 101-215.247-709.000                                  | Overtime                      | 0       | 0       | 0       | 0         | 1,083   | 0     | 1,083   | 100.00 |
| 101-215.247-719.100                                  | Direct Fringes                | 0       | 0       | 0       | 0         | 2,331   | 0     | 2,331   | 100.00 |
| Total Dept 215.247-City Clerk-Board Of Review        |                               | 10,500  | 10,500  | 0       | 10,500    | 28,086  | 0     | 28,086  | 267.49 |

|                                                          |                                |           |           |   |           |         |         |         |        |
|----------------------------------------------------------|--------------------------------|-----------|-----------|---|-----------|---------|---------|---------|--------|
| Dept 233.100-Purchasing                                  |                                |           |           |   |           |         |         |         |        |
| 101-233.100-728.000                                      | Supplies                       | 0         | 0         | 0 | 0         | 800     | 0       | 800     | 100.00 |
| 101-233.100-729.000                                      | Postage                        | 0         | 0         | 0 | 0         | 237     | 0       | 237     | 100.00 |
| 101-233.100-823.000                                      | Copying Services               | 0         | 0         | 0 | 0         | 2,981   | 0       | 2,981   | 100.00 |
| 101-233.100-850.000                                      | Communications                 | 0         | 0         | 0 | 0         | 455     | 0       | 455     | 100.00 |
| 101-233.100-900.000                                      | Printing & Publishing          | 0         | 0         | 0 | 0         | 144     | 0       | 144     | 100.00 |
| Total Dept 233.100-Purchasing                            |                                | 0         | 0         | 0 | 0         | 4,616   | 0       | 4,616   | 100.00 |
| Dept 253.200-Customer Services-Treasury Operations       |                                |           |           |   |           |         |         |         |        |
| 101-253.200-702.000                                      | Wages & Salaries               | 153,035   | 153,035   | 0 | 153,035   | 79,161  | 0       | 79,161  | 51.73  |
| 101-253.200-709.000                                      | Overtime                       | 500       | 500       | 0 | 500       | 1,244   | 0       | 1,244   | 248.71 |
| 101-253.200-719.100                                      | Direct Fringes                 | 98,328    | 16,166    | 0 | 16,166    | 6,435   | 0       | 6,435   | 52.37  |
| 101-253.200-719.150                                      | Employer Pension               | 0         | 82,223    | 0 | 82,223    | 61,501  | 0       | 61,501  | 74.80  |
| 101-253.200-719.200                                      | Other Fringes                  | 47,532    | 47,532    | 0 | 47,532    | 27,727  | 0       | 27,727  | 58.33  |
| 101-253.200-728.000                                      | Supplies                       | 5,500     | 5,500     | 0 | 5,500     | 725     | 3,494   | 4,219   | 76.71  |
| 101-253.200-729.000                                      | Postage                        | 27,000    | 25,700    | 0 | 25,700    | 17,955  | 0       | 17,955  | 69.86  |
| 101-253.200-801.100                                      | Professional Service-Bank Fees | 18,500    | 18,500    | 0 | 18,500    | 21,722  | 0       | 21,722  | 117.42 |
| 101-253.200-823.000                                      | Copying Services               | 5,000     | 5,000     | 0 | 5,000     | 1,614   | 0       | 1,614   | 32.27  |
| 101-253.200-850.000                                      | Communications                 | 4,200     | 4,200     | 0 | 4,200     | 785     | 0       | 785     | 18.70  |
| 101-253.200-900.000                                      | Printing & Publishing          | 12,500    | 13,800    | 0 | 13,800    | 6,962   | 4,595   | 11,557  | 83.74  |
| 101-253.200-940.000                                      | Rentals                        | 1,200     | 1,200     | 0 | 1,200     | 0       | 0       | 0       | 0.00   |
| 101-253.200-956.000                                      | Miscellaneous Expense          | 425       | 425       | 0 | 425       | 189     | 0       | 189     | 44.38  |
| 101-253.200-956.600                                      | Cash Shortage & Excesses       | 500       | 500       | 0 | 500       | 2,018   | 0       | 2,018   | 336.31 |
| 101-253.200-958.000                                      | Education, Training, & Confer  | 5,000     | 5,000     | 0 | 5,000     | 0       | 0       | 0       | 0.00   |
| 101-253.200-958.500                                      | Tuition Reimbursement          | 1,000     | 1,000     | 0 | 1,000     | 0       | 0       | 0       | 0.00   |
| Total Dept 253.200-Customer Services-Treasury Operations |                                | 380,321   | 380,321   | 0 | 380,321   | 230,037 | 8,089   | 238,126 | 62.61  |
| Dept 253.201-Customer Services-Income Tax                |                                |           |           |   |           |         |         |         |        |
| 101-253.201-728.000                                      | Supplies                       | 0         | 0         | 0 | 0         | (12)    | 0       | (12)    | 100.00 |
| 101-253.201-729.000                                      | Postage                        | 0         | 0         | 0 | 0         | 4,167   | 0       | 4,167   | 100.00 |
| 101-253.201-801.000                                      | Professional Service           | 465,825   | 465,825   | 0 | 465,825   | 804     | 465,825 | 466,628 | 100.17 |
| Total Dept 253.201-Customer Services-Income Tax          |                                | 465,825   | 465,825   | 0 | 465,825   | 4,958   | 465,825 | 470,783 | 101.06 |
| Dept 253.202-Customer Services-Water Collection          |                                |           |           |   |           |         |         |         |        |
| 101-253.202-702.000                                      | Wages & Salaries               | 306,071   | 306,071   | 0 | 306,071   | 158,323 | 0       | 158,323 | 51.73  |
| 101-253.202-709.000                                      | Overtime                       | 1,000     | 1,000     | 0 | 1,000     | 2,487   | 0       | 2,487   | 248.71 |
| 101-253.202-719.100                                      | Direct Fringes                 | 201,187   | 32,212    | 0 | 32,212    | 16,860  | 0       | 16,860  | 52.37  |
| 101-253.202-719.150                                      | Employer Pension               | 0         | 168,955   | 0 | 168,955   | 123,002 | 0       | 123,002 | 72.80  |
| 101-253.202-719.200                                      | Other Fringes                  | 95,064    | 95,064    | 0 | 95,064    | 55,454  | 0       | 55,454  | 58.33  |
| 101-253.202-728.000                                      | Supplies                       | 4,000     | 4,000     | 0 | 4,000     | 0       | 2,000   | 2,000   | 50.00  |
| 101-253.202-729.000                                      | Postage                        | 62,000    | 55,152    | 0 | 55,152    | 33,736  | 0       | 33,736  | 61.17  |
| 101-253.202-801.000                                      | Professional Service           | 250       | 250       | 0 | 250       | 0       | 0       | 0       | 0.00   |
| 101-253.202-801.100                                      | Professional Service-Bank Fees | 25,500    | 25,500    | 0 | 25,500    | 10,911  | 48      | 10,957  | 42.87  |
| 101-253.202-850.000                                      | Communications                 | 5,200     | 5,200     | 0 | 5,200     | 584     | 0       | 584     | 11.24  |
| 101-253.202-900.000                                      | Printing & Publishing          | 18,000    | 24,848    | 0 | 24,848    | 9,540   | 11,347  | 20,888  | 84.06  |
| 101-253.202-940.000                                      | Rentals                        | 600       | 600       | 0 | 600       | 0       | 0       | 0       | 0.00   |
| 101-253.202-956.200                                      | Bad Debts Expense              | 300,000   | 300,000   | 0 | 300,000   | 0       | 0       | 0       | 0.00   |
| Total Dept 253.202-Customer Services-Water Collection    |                                | 1,018,851 | 1,018,851 | 0 | 1,018,851 | 410,907 | 13,393  | 424,301 | 41.85  |
| Dept 253.203-Customer Service-Sewer collection           |                                |           |           |   |           |         |         |         |        |
| 101-253.203-702.000                                      | Wages & Salaries               | 306,071   | 306,071   | 0 | 306,071   | 163,830 | 0       | 163,830 | 53.53  |
| 101-253.203-709.000                                      | Overtime                       | 1,000     | 1,000     | 0 | 1,000     | 2,487   | 0       | 2,487   | 248.71 |
| 101-253.203-719.100                                      | Direct Fringes                 | 201,187   | 32,212    | 0 | 32,212    | 17,447  | 0       | 17,447  | 54.16  |
| 101-253.203-719.150                                      | Employer Pension               | 0         | 168,955   | 0 | 168,955   | 123,002 | 0       | 123,002 | 72.80  |
| 101-253.203-719.200                                      | Other Fringes                  | 95,064    | 95,064    | 0 | 95,064    | 55,454  | 0       | 55,454  | 58.33  |
| 101-253.203-728.000                                      | Supplies                       | 4,000     | 4,000     | 0 | 4,000     | 898     | 1,402   | 2,000   | 80.00  |
| 101-253.203-729.000                                      | Postage                        | 62,000    | 55,152    | 0 | 55,152    | 33,120  | 0       | 33,120  | 60.05  |
| 101-253.203-801.000                                      | Professional Service           | 600       | 600       | 0 | 600       | 0       | 0       | 0       | 0.00   |
| 101-253.203-801.100                                      | Professional Service-Bank Fees | 25,500    | 25,500    | 0 | 25,500    | 15,310  | 0       | 15,310  | 60.04  |
| 101-253.203-823.000                                      | Copying Services               | 900       | 900       | 0 | 900       | 297     | 0       | 297     | 33.04  |
| 101-253.203-850.000                                      | Communications                 | 5,200     | 5,200     | 0 | 5,200     | 584     | 0       | 584     | 11.24  |
| 101-253.203-900.000                                      | Printing & Publishing          | 18,000    | 24,848    | 0 | 24,848    | 10,271  | 10,916  | 20,888  | 84.06  |
| 101-253.203-940.000                                      | Rentals                        | 600       | 600       | 0 | 600       | 0       | 0       | 0       | 0.00   |
| 101-253.203-956.200                                      | Bad Debts Expense              | 300,000   | 300,000   | 0 | 300,000   | 0       | 0       | 0       | 0.00   |
| Total Dept 253.203-Customer Service-Sewer collection     |                                | 1,020,101 | 1,020,101 | 0 | 1,020,101 | 422,402 | 12,019  | 434,420 | 42.58  |

|                                                          |                                      |           |           |   |           |         |        |         |        |
|----------------------------------------------------------|--------------------------------------|-----------|-----------|---|-----------|---------|--------|---------|--------|
| Dept 253.204-Delinquent Collections                      |                                      |           |           |   |           |         |        |         |        |
| 101-253.204-702.000                                      | Wages & Salaries                     | 84,527    | 84,527    | 0 | 84,527    | 48,159  | 0      | 48,159  | 56.97  |
| 101-253.204-709.000                                      | Overtime                             | 100       | 100       | 0 | 100       | 0       | 0      | 0       | 0.00   |
| 101-253.204-719.100                                      | Direct Fringes                       | 31,060    | 8,877     | 0 | 8,877     | 5,052   | 0      | 5,052   | 56.91  |
| 101-253.204-719.150                                      | Employer Pension                     | 0         | 22,202    | 0 | 22,202    | 13,977  | 0      | 13,977  | 82.95  |
| 101-253.204-719.200                                      | Other Fringes                        | 13,980    | 13,980    | 0 | 13,980    | 8,155   | 0      | 8,155   | 58.33  |
| 101-253.204-728.000                                      | Supplies                             | 1,000     | 1,000     | 0 | 1,000     | 542     | 0      | 542     | 54.25  |
| 101-253.204-729.000                                      | Postage                              | 15,000    | 15,000    | 0 | 15,000    | 0       | 0      | 0       | 0.00   |
| 101-253.204-801.000                                      | Professional Service                 | 20,000    | 20,000    | 0 | 20,000    | 0       | 0      | 0       | 0.00   |
| 101-253.204-823.000                                      | Copying Services                     | 1,400     | 1,400     | 0 | 1,400     | 454     | 0      | 454     | 32.46  |
| 101-253.204-900.000                                      | Printing & Publishing                | 600       | 600       | 0 | 600       | 0       | 0      | 0       | 0.00   |
| Total Dept 253.204-Delinquent Collections                |                                      | 167,686   | 167,688   | 0 | 167,688   | 76,340  | 0      | 76,340  | 45.53  |
| Dept 257.100-Assessment                                  |                                      |           |           |   |           |         |        |         |        |
| 101-257.100-702.000                                      | Wages & Salaries                     | 496,800   | 496,800   | 0 | 496,800   | 263,794 | 0      | 263,794 | 53.10  |
| 101-257.100-709.000                                      | Overtime                             | 17,500    | 17,500    | 0 | 17,500    | 4,119   | 0      | 4,119   | 23.53  |
| 101-257.100-719.100                                      | Direct Fringes                       | 209,601   | 53,950    | 0 | 53,950    | 28,104  | 0      | 28,104  | 52.09  |
| 101-257.100-719.150                                      | Employer Pension                     | 0         | 235,651   | 0 | 235,651   | 125,788 | 0      | 125,788 | 53.39  |
| 101-257.100-719.200                                      | Other Fringes                        | 125,820   | 125,820   | 0 | 125,820   | 73,395  | 0      | 73,395  | 58.33  |
| 101-257.100-728.000                                      | Expense Allowances                   | 6,500     | 6,500     | 0 | 6,500     | 2,400   | 0      | 2,400   | 36.92  |
| 101-257.100-728.000                                      | Supplies                             | 5,000     | 5,000     | 0 | 5,000     | 689     | 4,311  | 4,999   | 99.98  |
| 101-257.100-728.000                                      | Postage                              | 25,000    | 25,000    | 0 | 25,000    | 506     | 0      | 506     | 2.27   |
| 101-257.100-730.000                                      | Newspapers, Prof Dues And Pub        | 2,500     | 2,500     | 0 | 2,500     | 69      | 69     | 2,216   | 88.70  |
| 101-257.100-801.000                                      | Professional Service                 | 98,000    | 98,000    | 0 | 98,000    | 1,580   | 38,020 | 40,000  | 40.82  |
| 101-257.100-823.000                                      | Copying Services                     | 2,000     | 2,000     | 0 | 2,000     | 789     | 0      | 789     | 39.45  |
| 101-257.100-850.000                                      | Communications                       | 6,500     | 6,500     | 0 | 6,500     | 908     | 0      | 908     | 13.99  |
| 101-257.100-900.000                                      | Printing & Publishing                | 3,000     | 3,000     | 0 | 3,000     | 53      | 1,682  | 1,735   | 57.83  |
| 101-257.100-956.000                                      | Education, Training, & Confer        | 6,000     | 6,000     | 0 | 6,000     | 249     | 0      | 249     | 4.15   |
| Total Dept 257.100-Assessment                            |                                      | 1,084,221 | 1,084,221 | 0 | 1,084,221 | 504,557 | 44,063 | 549,050 | 50.84  |
| Dept 262.100-City Clerk-Election                         |                                      |           |           |   |           |         |        |         |        |
| 101-262.100-702.000                                      | Wages & Salaries                     | 130,759   | 130,759   | 0 | 130,759   | 44,861  | 0      | 44,861  | 34.31  |
| 101-262.100-709.000                                      | Overtime                             | 19,494    | 19,494    | 0 | 19,494    | 6,688   | 0      | 6,688   | 34.31  |
| 101-262.100-719.100                                      | Direct Fringes                       | 58,131    | 15,762    | 0 | 15,762    | 5,408   | 0      | 5,408   | 34.31  |
| 101-262.100-719.150                                      | Employer Pension                     | 0         | 42,372    | 0 | 42,372    | 27,955  | 0      | 27,955  | 65.08  |
| 101-262.100-719.200                                      | Other Fringes                        | 45,789    | 45,789    | 0 | 45,789    | 26,710  | 0      | 26,710  | 58.33  |
| 101-262.100-728.000                                      | Supplies                             | 7,000     | 7,000     | 0 | 7,000     | 4,288   | 1,607  | 5,875   | 83.93  |
| 101-262.100-729.000                                      | Postage                              | 25,000    | 25,000    | 0 | 25,000    | 10,515  | 0      | 10,515  | 42.06  |
| 101-262.100-730.000                                      | Newspapers, Prof Dues And Pub        | 150       | 150       | 0 | 150       | 123     | 27     | 150     | 100.00 |
| 101-262.100-823.000                                      | Copying Services                     | 0         | 0         | 0 | 0         | 0       | 687    | 687     | 0.00   |
| 101-262.100-850.000                                      | Communications                       | 4,000     | 4,000     | 0 | 4,000     | 584     | 0      | 584     | 14.61  |
| 101-262.100-860.262                                      | Transportation - Election equipment  | 12,000    | 12,000    | 0 | 12,000    | 5,000   | 7,000  | 12,000  | 100.00 |
| 101-262.100-861.000                                      | Mileage Reimbursement                | 150       | 150       | 0 | 150       | 0       | 0      | 0       | 0.00   |
| 101-262.100-900.000                                      | Printing & Publishing                | 50,107    | 55,942    | 0 | 55,942    | 5,291   | 44,828 | 50,120  | 89.59  |
| 101-262.100-930.000                                      | Repairs And Maintenance              | 8,000     | 8,000     | 0 | 8,000     | 0       | 0      | 0       | 0.00   |
| 101-262.100-930.282                                      | Repairs & Maint - Election equipment | 17,600    | 17,600    | 0 | 17,600    | 14,760  | 0      | 14,760  | 83.88  |
| 101-262.100-940.000                                      | Rentals                              | 17,400    | 17,400    | 0 | 17,400    | 8,663   | 8,466  | 17,128  | 98.44  |
| 101-262.100-940.100                                      | Housing Assistance                   | 1,000     | 1,000     | 0 | 1,000     | 0       | 0      | 0       | 0.00   |
| 101-262.100-956.000                                      | Miscellaneous Expense                | 0         | 765       | 0 | 765       | 705     | 60     | 765     | 100.00 |
| Total Dept 262.100-City Clerk-Election                   |                                      | 403,183   | 403,183   | 0 | 403,183   | 181,531 | 62,676 | 224,208 | 55.61  |
| Dept 262.110-City Clk Elec Div. - Election Workers       |                                      |           |           |   |           |         |        |         |        |
| 101-262.110-702.000                                      | Wages & Salaries                     | 137,454   | 137,454   | 0 | 137,454   | 83,062  | 0      | 83,062  | 60.43  |
| 101-262.110-719.100                                      | Direct Fringes                       | 0         | 0         | 0 | 0         | 1,379   | 0      | 1,379   | 100.00 |
| 101-262.110-861.000                                      | Mileage Reimbursement                | 1,200     | 1,200     | 0 | 1,200     | 648     | 0      | 648     | 53.99  |
| Total Dept 262.110-City Clk Elec Div. - Election Workers |                                      | 138,654   | 138,654   | 0 | 138,654   | 85,089  | 0      | 85,089  | 61.37  |
| Dept 266.100-Law Office Operations                       |                                      |           |           |   |           |         |        |         |        |
| 101-266.100-702.000                                      | Wages & Salaries                     | 539,026   | 547,428   | 0 | 547,428   | 289,710 | 0      | 289,710 | 54.75  |
| 101-266.100-710.100                                      | Direct Fringes                       | 285,075   | 57,425    | 0 | 57,425    | 31,440  | 0      | 31,440  | 54.75  |
| 101-266.100-719.150                                      | Employer Pension                     | 0         | 208,531   | 0 | 208,531   | 111,820 | 0      | 111,820 | 53.62  |
| 101-266.100-719.200                                      | Other Fringes                        | 111,840   | 111,840   | 0 | 111,840   | 65,240  | 0      | 65,240  | 58.33  |
| 101-266.100-728.000                                      | Supplies                             | 3,000     | 3,000     | 0 | 3,000     | 1,422   | 1,279  | 2,700   | 90.00  |
| 101-266.100-727.000                                      | Law Library Supplies                 | 10,000    | 10,000    | 0 | 10,000    | 6,515   | 3,780  | 6,205   | 62.05  |
| 101-266.100-729.000                                      | Postage                              | 2,000     | 2,000     | 0 | 2,000     | 487     | 0      | 487     | 23.36  |
| 101-266.100-730.000                                      | Newspapers, Prof Dues And Pub        | 3,000     | 4,005     | 0 | 4,005     | 3,510   | 440    | 3,949   | 98.61  |
| 101-266.100-823.000                                      | Copying Services                     | 6,400     | 6,400     | 0 | 6,400     | 1,584   | 0      | 1,584   | 24.75  |
| 101-266.100-850.000                                      | Communications                       | 6,420     | 5,415     | 0 | 5,415     | 779     | 0      | 779     | 14.39  |
| 101-266.100-900.000                                      | Printing & Publishing                | 2,000     | 2,000     | 0 | 2,000     | 220     | 0      | 220     | 11.30  |
| 101-266.100-940.000                                      | Rentals                              | 2,500     | 2,500     | 0 | 2,500     | 1,498   | 0      | 1,498   | 59.93  |
| 101-266.100-959.000                                      | Education, Training, & Confer        | 1,500     | 1,500     | 0 | 1,500     | 848     | 0      | 848     | 56.52  |
| Total Dept 266.100-Law Office Operations                 |                                      | 952,761   | 962,042   | 0 | 962,042   | 524,058 | 5,498  | 529,556 | 55.05  |

|                                                            |                               |         |         |   |         |         |       |         |        |  |
|------------------------------------------------------------|-------------------------------|---------|---------|---|---------|---------|-------|---------|--------|--|
| Dept 270.100-Personnel Office                              |                               |         |         |   |         |         |       |         |        |  |
| 101-270.100-702.000                                        | Wages & Salaries              | 204,220 | 278,478 | 0 | 278,478 | 148,460 | 0     | 148,460 | 52.97  |  |
| 101-270.100-702.100                                        | Wages & salaries - Appointees | 72,258  | 0       | 0 | 0       | 0       | 0     | 0       | 0.00   |  |
| 101-270.100-719.100                                        | Direct Fringes                | 138,811 | 21,423  | 0 | 21,423  | 15,364  | 0     | 15,364  | 71.72  |  |
| 101-270.100-719.150                                        | Employer Pension              | 0       | 115,388 | 0 | 115,388 | 53,484  | 0     | 53,484  | 48.33  |  |
| 101-270.100-719.200                                        | Other Fringes                 | 39,843  | 39,843  | 0 | 39,843  | 22,019  | 0     | 22,019  | 55.28  |  |
| 101-270.100-726.000                                        | Supplies                      | 5,000   | 4,500   | 0 | 4,500   | 1,097   | 1,875 | 2,942   | 65.37  |  |
| 101-270.100-726.000                                        | Postage                       | 1,000   | 1,000   | 0 | 1,000   | 374     | 0     | 374     | 37.42  |  |
| 101-270.100-801.000                                        | Newspapers, Prof Dues And Pub | 1,000   | 1,000   | 0 | 1,000   | 251     | 174   | 425     | 42.48  |  |
| 101-270.100-814.800                                        | Professional Service          | 22,000  | 22,000  | 0 | 22,000  | 3,379   | 6,698 | 10,078  | 45.80  |  |
| 101-270.100-823.000                                        | Data Processing Services      | 58,260  | 58,260  | 0 | 58,260  | 0       | 0     | 0       | 0.00   |  |
| 101-270.100-850.000                                        | Copying Services              | 3,500   | 3,500   | 0 | 3,500   | 1,941   | 0     | 1,941   | 55.45  |  |
| 101-270.100-850.000                                        | Communications                | 4,650   | 4,650   | 0 | 4,650   | 1,242   | 0     | 1,242   | 26.71  |  |
| 101-270.100-900.000                                        | Printing & Publishing         | 0       | 2,500   | 0 | 2,500   | 2,306   | 0     | 2,306   | 92.25  |  |
| 101-270.100-958.000                                        | Education, Training, & Confer | 3,000   | 3,000   | 0 | 3,000   | 208     | 0     | 208     | 6.92   |  |
| Total Dept 270.100-Personnel Office                        |                               | 550,542 | 551,542 | 0 | 551,542 | 248,072 | 8,747 | 256,819 | 46.58  |  |
| Dept 270.200-Personnel Office-Personnel-Training           |                               |         |         |   |         |         |       |         |        |  |
| 101-270.200-726.000                                        | Supplies                      | 1,500   | 1,500   | 0 | 1,500   | 0       | 0     | 0       | 0.00   |  |
| 101-270.200-726.100                                        | Testing Materials             | 30,000  | 29,000  | 0 | 29,000  | 0       | 0     | 0       | 0.00   |  |
| 101-270.200-958.000                                        | Education, Training, & Confer | 40,125  | 40,125  | 0 | 40,125  | 0       | 0     | 0       | 0.00   |  |
| Total Dept 270.200-Personnel Office-Personnel-Training     |                               | 71,625  | 70,625  | 0 | 70,625  | 0       | 0     | 0       | 0.00   |  |
| Dept 301.200-Police - Fleet                                |                               |         |         |   |         |         |       |         |        |  |
| 101-301.200-751.000                                        | Gas, Oil Fuel-Intracity       | 300,000 | 0       | 0 | 0       | 0       | 0     | 0       | 0.00   |  |
| 101-301.200-863.900                                        | Vehicle & Equipment Intracity | 690,000 | 990,000 | 0 | 990,000 | 491,029 | 0     | 491,029 | 49.60  |  |
| Total Dept 301.200-Police - Fleet                          |                               | 990,000 | 990,000 | 0 | 990,000 | 491,029 | 0     | 491,029 | 49.60  |  |
| Dept 301.603-2010 JAG (FLINT TOWNSHIP \$282,292)           |                               |         |         |   |         |         |       |         |        |  |
| 101-301.603-709.000                                        | Overtime                      | 49,300  | 0       | 0 | 0       | 0       | 0     | 0       | 0.00   |  |
| 101-301.603-958.000                                        | Education, Training, & Confer | 4,000   | 0       | 0 | 0       | 0       | 0     | 0       | 0.00   |  |
| Total Dept 301.603-2010 JAG (FLINT TOWNSHIP \$282,292)     |                               | 53,300  | 0       | 0 | 0       | 0       | 0     | 0       | 0.00   |  |
| Dept 301.604-2011 JAG (Justice Asst. 211,064.00)           |                               |         |         |   |         |         |       |         |        |  |
| 101-301.604-709.000                                        | Overtime                      | 5,000   | 0       | 0 | 0       | 0       | 0     | 0       | 0.00   |  |
| 101-301.604-958.000                                        | Education, Training, & Confer | 5,000   | 0       | 0 | 0       | 0       | 0     | 0       | 0.00   |  |
| 101-301.604-977.000                                        | Equipment                     | 10,000  | 0       | 0 | 0       | 0       | 0     | 0       | 0.00   |  |
| 101-301.604-977.500                                        | Vehicle                       | 130,000 | 0       | 0 | 0       | 0       | 0     | 0       | 0.00   |  |
| Total Dept 301.604-2011 JAG (Justice Asst. 211,064.00)     |                               | 150,000 | 0       | 0 | 0       | 0       | 0     | 0       | 0.00   |  |
| Dept 301.787-FANG (70983-3-13-B) Oct 12 thru Sept 13       |                               |         |         |   |         |         |       |         |        |  |
| 101-301.787-702.000                                        | Wages & Salaries              | 6,984   | 0       | 0 | 0       | 4,595   | 0     | 4,595   | 100.00 |  |
| 101-301.787-719.100                                        | Direct Fringes                | 1,707   | 0       | 0 | 0       | 187     | 0     | 187     | 100.00 |  |
| Total Dept 301.787-FANG (70983-3-13-B) Oct 12 thru Sept 13 |                               | 8,692   | 0       | 0 | 0       | 4,783   | 0     | 4,783   | 100.00 |  |
| Dept 301.795-COPS TECH GRANT 2008CKWX0500                  |                               |         |         |   |         |         |       |         |        |  |
| 101-301.795-977.000                                        | Equipment                     | 400,000 | 0       | 0 | 0       | 0       | 0     | 0       | 0.00   |  |
| Total Dept 301.795-COPS TECH GRANT 2008CKWX0500            |                               | 400,000 | 0       | 0 | 0       | 0       | 0     | 0       | 0.00   |  |
| Dept 301.796-COPS Grant                                    |                               |         |         |   |         |         |       |         |        |  |
| 101-301.796-702.000                                        | Wages & Salaries              | 258,290 | 0       | 0 | 0       | 0       | 0     | 0       | 0.00   |  |
| 101-301.796-719.100                                        | Direct Fringes                | 103,405 | 0       | 0 | 0       | 0       | 0     | 0       | 0.00   |  |
| 101-301.796-719.200                                        | Other Fringes                 | 83,680  | 0       | 0 | 0       | 0       | 0     | 0       | 0.00   |  |
| Total Dept 301.796-COPS Grant                              |                               | 445,375 | 0       | 0 | 0       | 0       | 0     | 0       | 0.00   |  |



|                                                             |                               |           |           |           |           |           |         |           |        |
|-------------------------------------------------------------|-------------------------------|-----------|-----------|-----------|-----------|-----------|---------|-----------|--------|
| Dept 302.100-Pol Admin Bureau - Admin                       |                               |           |           |           |           |           |         |           |        |
| 101-302.100-702.000                                         | Wages & Salaries              | 223,416   | 218,416   | 0         | 218,416   | 94,893    | 0       | 94,893    | 43.45  |
| 101-302.100-709.000                                         | Overtime                      | 8,600     | 8,600     | 0         | 8,600     | 3,358     | 0       | 3,358     | 39.03  |
| 101-302.100-718.100                                         | Charter Pension               | 0         | 0         | 0         | 0         | 18,604    | 0       | 18,604    | 100.00 |
| 101-302.100-719.100                                         | Direct Fringes                | 107,896   | 10,081    | 0         | 10,081    | 9,187     | 0       | 9,187     | 57.13  |
| 101-302.100-719.150                                         | Employer Pension              | 0         | 105,270   | 0         | 105,270   | 40,414    | 0       | 40,414    | 38.39  |
| 101-302.100-719.200                                         | Other Fringes                 | 55,920    | 55,920    | 0         | 55,920    | 32,620    | 0       | 32,620    | 58.33  |
| 101-302.100-726.000                                         | Supplies                      | 10,000    | 7,930     | 0         | 7,930     | 881       | 992     | 1,873     | 23.62  |
| 101-302.100-728.000                                         | Film Developing               | 100       | 100       | 0         | 100       | 0         | 0       | 0         | 0.00   |
| 101-302.100-729.000                                         | Postage                       | 3,000     | 3,000     | 0         | 3,000     | 1,116     | 256     | 1,372     | 45.73  |
| 101-302.100-730.000                                         | Newspapers, Prof Dues And Pub | 550       | 550       | 0         | 550       | 0         | 65      | 65        | 11.80  |
| 101-302.100-730.500                                         | Compliance Permit Fees        | 123       | 123       | 0         | 123       | 123       | 0       | 123       | 100.00 |
| 101-302.100-801.000                                         | Professional Service          | 0         | 7,450     | 0         | 7,450     | 6,850     | 0       | 6,850     | 91.85  |
| 101-302.100-823.000                                         | Copying Services              | 2,700     | 2,700     | 0         | 2,700     | 842       | 0       | 842       | 31.17  |
| 101-302.100-859.000                                         | Communications                | 135,000   | 135,000   | 0         | 135,000   | 38,444    | 0       | 38,444    | 27.00  |
| 101-302.100-900.000                                         | Printing & Publishing         | 8,500     | 4,085     | 0         | 4,085     | 1,424     | 645     | 2,069     | 50.64  |
| 101-302.100-956.000                                         | Miscellaneous Expense         | 500       | 1,715     | 0         | 1,715     | 0         | 0       | 0         | 0.00   |
| 101-302.100-968.100                                         | Indirect Cost Allocation      | 5,488,289 | 5,488,289 | 0         | 5,488,289 | 2,734,145 | 0       | 2,734,145 | 50.00  |
| 101-302.100-977.000                                         | Equipment                     | 20,000    | 3,471     | 0         | 3,471     | 1,325     | 1,736   | 3,061     | 68.20  |
| Total Dept 302.100-Pol Admin Bureau - Admin                 |                               | 6,044,694 | 6,038,700 | 0         | 6,038,700 | 2,980,223 | 3,695   | 2,983,918 | 49.41  |
| Dept 302.200-Pol Admin Bureau-Inspections                   |                               |           |           |           |           |           |         |           |        |
| 101-302.200-702.000                                         | Wages & Salaries              | 65,511    | 65,511    | 0         | 65,511    | 35,012    | 0       | 35,012    | 63.44  |
| 101-302.200-709.000                                         | Overtime                      | 18,000    | 18,000    | 0         | 18,000    | 10,184    | 0       | 10,184    | 56.58  |
| 101-302.200-719.100                                         | Direct Fringes                | 28,498    | 3,593     | 0         | 3,593     | 2,022     | 0       | 2,022     | 56.43  |
| 101-302.200-719.150                                         | Employer Pension              | 0         | 24,916    | 0         | 24,916    | 12,459    | 0       | 12,459    | 50.00  |
| 101-302.200-719.200                                         | Other Fringes                 | 13,980    | 13,980    | 0         | 13,980    | 8,155     | 0       | 8,155     | 58.33  |
| 101-302.200-823.000                                         | Copying Services              | 1,354     | 1,354     | 0         | 1,354     | 454       | 0       | 454       | 33.52  |
| Total Dept 302.200-Pol Admin Bureau-Inspections             |                               | 127,353   | 127,353   | 0         | 127,353   | 68,286    | 0       | 68,286    | 53.62  |
| Dept 302.205-Pol Admin - City Lock up                       |                               |           |           |           |           |           |         |           |        |
| 101-302.205-801.000                                         | Professional Service          | 1,200,000 | 1,200,000 | 1,343,649 | 2,543,649 | 1,115,787 | 27,862  | 1,143,649 | 95.20  |
| 101-302.205-977.000                                         | Equipment                     | 130,000   | 130,000   | 0         | 130,000   | 0         | 121,430 | 121,430   | 93.41  |
| Total Dept 302.205-Pol Admin - City Lock up                 |                               | 1,330,000 | 1,330,000 | 1,343,649 | 2,673,649 | 1,115,787 | 149,292 | 1,265,078 | 95.12  |
| Dept 305.200-Pol Tech Serv-Records & Identification         |                               |           |           |           |           |           |         |           |        |
| 101-305.200-702.000                                         | Wages & Salaries              | 785,378   | 785,378   | 0         | 785,378   | 444,885   | 0       | 444,885   | 56.66  |
| 101-305.200-709.000                                         | Overtime                      | 120,000   | 120,000   | 0         | 120,000   | 61,367    | 0       | 61,367    | 51.14  |
| 101-305.200-719.100                                         | Direct Fringes                | 545,241   | 94,974    | 0         | 94,974    | 47,530    | 0       | 47,530    | 50.05  |
| 101-305.200-719.150                                         | Employer Pension              | 0         | 450,287   | 0         | 450,287   | 223,640   | 0       | 223,640   | 49.67  |
| 101-305.200-719.200                                         | Other Fringes                 | 258,630   | 258,630   | 0         | 258,630   | 150,868   | 0       | 150,868   | 58.33  |
| 101-305.200-720.000                                         | Expense Allowances            | 400       | 400       | 0         | 400       | 400       | 0       | 400       | 100.00 |
| 101-305.200-726.000                                         | Supplies                      | 24,000    | 22,000    | 0         | 22,000    | 13,623    | 2,140   | 15,763    | 71.65  |
| 101-305.200-730.000                                         | Newspapers, Prof Dues And Pub | 40,000    | 40,000    | 0         | 40,000    | 33,700    | 4,200   | 37,900    | 64.75  |
| 101-305.200-758.000                                         | Uniforms                      | 0         | 3,000     | 0         | 3,000     | 2,139     | 101     | 2,239     | 74.64  |
| 101-305.200-801.000                                         | Professional Service          | 2,400     | 2,400     | 0         | 2,400     | 325       | 1,675   | 2,000     | 83.33  |
| 101-305.200-814.600                                         | Computer Software             | 0         | 4,740     | 0         | 4,740     | 0         | 0       | 0         | 0.00   |
| 101-305.200-823.000                                         | Copying Services              | 2,174     | 2,174     | 0         | 2,174     | 725       | 0       | 725       | 33.33  |
| 101-305.200-930.000                                         | Repairs And Maintenance       | 21,500    | 21,500    | 0         | 21,500    | 3,395     | 10,788  | 14,183    | 65.97  |
| 101-305.200-931.000                                         | Maintenance Agreements        | 0         | 10,890    | 0         | 10,890    | 5,450     | 0       | 5,450     | 50.05  |
| 101-305.200-956.000                                         | Miscellaneous Expense         | 500       | 500       | 0         | 500       | 0         | 0       | 0         | 0.00   |
| 101-305.200-977.000                                         | Equipment                     | 14,000    | 8,650     | 0         | 8,650     | 7,150     | 0       | 7,150     | 82.66  |
| Total Dept 305.200-Pol Tech Serv-Records & Identification   |                               | 1,814,223 | 1,825,502 | 0         | 1,825,502 | 965,296   | 18,904  | 1,014,200 | 55.58  |
| Dept 305.201-Pol Tech Serv-Planning, Research, & Tral       |                               |           |           |           |           |           |         |           |        |
| 101-305.201-702.000                                         | Wages & Salaries              | 33,426    | 33,426    | 0         | 33,426    | 17,227    | 0       | 17,227    | 51.54  |
| 101-305.201-709.000                                         | Overtime                      | 1,400     | 1,400     | 0         | 1,400     | 427       | 0       | 427       | 30.51  |
| 101-305.201-718.130                                         | Direct Fringes                | 13,236    | 1,494     | 0         | 1,494     | 793       | 0       | 793       | 53.06  |
| 101-305.201-719.130                                         | Employer Pension              | 0         | 11,742    | 0         | 11,742    | 12,459    | 0       | 12,459    | 106.11 |
| 101-305.201-719.230                                         | Other Fringes                 | 6,990     | 6,990     | 0         | 6,990     | 4,078     | 0       | 4,078     | 58.33  |
| 101-305.201-726.000                                         | Supplies                      | 0         | 70        | 0         | 70        | 70        | 0       | 70        | 100.00 |
| 101-305.201-801.000                                         | Professional Service          | 2,025     | 1,525     | 0         | 1,525     | 1,380     | 0       | 1,380     | 90.49  |
| 101-305.201-823.000                                         | Copying Services              | 893       | 893       | 0         | 893       | 0         | 0       | 0         | 0.00   |
| 101-305.201-820.000                                         | Utilities                     | 3,500     | 8,000     | 0         | 8,000     | 8,514     | 0       | 8,514     | 106.43 |
| 101-305.201-920.000                                         | Intracity Utilities-Wtr/Sewer | 1,500     | 2,500     | 0         | 2,500     | 2,254     | 0       | 2,254     | 90.15  |
| 101-305.201-958.000                                         | Education, Training, & Confer | 35,000    | 40,500    | 0         | 40,500    | 40,160    | 0       | 40,160    | 99.18  |
| 101-305.201-988.000                                         | Contributions                 | 0         | 12,021    | 0         | 12,021    | 12,021    | 0       | 12,021    | 100.00 |
| Total Dept 305.201-Pol Tech Serv-Planning, Research, & Tral |                               | 97,970    | 120,581   | 0         | 120,581   | 99,381    | 0       | 99,381    | 82.43  |
| Dept 305.203-Pol Tech Serv-Uniforms & Equipment             |                               |           |           |           |           |           |         |           |        |
| 101-305.203-758.000                                         | Uniforms                      | 3,000     | 0         | 0         | 0         | 0         | 0       | 0         | 0.00   |
| Total Dept 305.203-Pol Tech Serv-Uniforms & Equipment       |                               | 3,000     | 0         | 0         | 0         | 0         | 0       | 0         | 0.00   |

Dept 305.206-Pol Tech Serv - City Impound

|                                                 |                                |         |         |   |         |         |         |         |        |
|-------------------------------------------------|--------------------------------|---------|---------|---|---------|---------|---------|---------|--------|
| 101-305.206-702.000                             | Wages & Salaries               | 52,549  | 52,549  | 0 | 52,549  | 29,453  | 0       | 29,453  | 56.05  |
| 101-305.206-709.000                             | Overtime                       | 500     | 500     | 0 | 500     | 1,176   | 0       | 1,176   | 235.28 |
| 101-305.206-719.100                             | Direct Fringes                 | 27,184  | 2,276   | 0 | 2,276   | 1,366   | 0       | 1,366   | 60.01  |
| 101-305.206-719.150                             | Employer Pension               | 0       | 24,918  | 0 | 24,918  | 12,459  | 0       | 12,459  | 50.00  |
| 101-305.206-719.200                             | Other Fringes                  | 13,980  | 13,980  | 0 | 13,980  | 8,155   | 0       | 8,155   | 58.33  |
| 101-305.206-720.000                             | Expense Allowances             | 400     | 400     | 0 | 400     | 400     | 0       | 400     | 100.00 |
| 101-305.206-801.000                             | Professional Service           | 340,000 | 340,000 | 0 | 340,000 | 151,904 | 182,598 | 334,500 | 98.38  |
| 101-305.206-801.100                             | Professional Service-Bank Fees | 2,200   | 2,200   | 0 | 2,200   | 288     | 0       | 288     | 13.02  |
| 101-305.206-900.000                             | Printing & Publishing          | 1,500   | 1,500   | 0 | 1,500   | 221     | 1,279   | 1,500   | 100.00 |
| 101-305.206-958.300                             | Litigations & Suits            | 3,500   | 0       | 0 | 0       | 0       | 0       | 0       | 0.00   |
| Total Dept 305.206-Pol Tech Serv - City Impound |                                | 441,822 | 438,322 | 0 | 438,322 | 205,420 | 183,875 | 389,295 | 88.61  |

Dept 308.200-Pol Invest Overhd - Criminal Invest Overhd

|                                                               |                         |           |           |   |           |           |       |           |        |
|---------------------------------------------------------------|-------------------------|-----------|-----------|---|-----------|-----------|-------|-----------|--------|
| 101-308.200-702.000                                           | Wages & Salaries        | 1,289,768 | 1,289,768 | 0 | 1,289,768 | 654,405   | 0     | 654,405   | 50.35  |
| 101-308.200-709.000                                           | Overtime                | 308,000   | 308,000   | 0 | 308,000   | 140,344   | 0     | 140,344   | 45.57  |
| 101-308.200-719.100                                           | Direct Fringes          | 569,556   | 73,415    | 0 | 73,415    | 35,747    | 0     | 35,747    | 60.05  |
| 101-308.200-719.150                                           | Employer Pension        | 0         | 496,142   | 0 | 496,142   | 252,217   | 0     | 252,217   | 50.84  |
| 101-308.200-719.200                                           | Other Fringes           | 279,600   | 279,600   | 0 | 279,600   | 163,100   | 0     | 163,100   | 58.33  |
| 101-308.200-720.000                                           | Expense Allowances      | 400       | 800       | 0 | 800       | 800       | 0     | 800       | 100.00 |
| 101-308.200-726.000                                           | Supplies                | 6,000     | 6,000     | 0 | 6,000     | 2,048     | 2,481 | 4,527     | 75.45  |
| 101-308.200-801.000                                           | Professional Service    | 3,500     | 3,500     | 0 | 3,500     | 78        | 0     | 78        | 2.23   |
| 101-308.200-823.000                                           | Copying Services        | 2,174     | 2,174     | 0 | 2,174     | 725       | 0     | 725       | 33.33  |
| 101-308.200-930.000                                           | Repairs And Maintenance | 500       | 500       | 0 | 500       | 0         | 0     | 0         | 0.00   |
| 101-308.200-958.500                                           | Tuition Reimbursement   | 1,600     | 1,600     | 0 | 1,600     | 245       | 0     | 245       | 15.28  |
| Total Dept 308.200-Pol Invest Overhd - Criminal Invest Overhd |                         | 2,471,096 | 2,471,496 | 0 | 2,471,496 | 1,250,706 | 2,481 | 1,253,187 | 50.71  |

Dept 308.202-Pol Invest Overhd - Police School Liason

|                                                             |                    |         |         |   |         |         |     |         |        |
|-------------------------------------------------------------|--------------------|---------|---------|---|---------|---------|-----|---------|--------|
| 101-308.202-702.000                                         | Wages & Salaries   | 422,881 | 422,881 | 0 | 422,881 | 189,439 | 0   | 189,439 | 44.80  |
| 101-308.202-709.000                                         | Overtime           | 45,000  | 45,000  | 0 | 45,000  | 16,541  | 0   | 16,541  | 36.76  |
| 101-308.202-719.100                                         | Direct Fringes     | 104,497 | 20,071  | 0 | 20,071  | 9,013   | 0   | 9,013   | 44.90  |
| 101-308.202-719.150                                         | Employer Pension   | 0       | 174,428 | 0 | 174,428 | 87,213  | 0   | 87,213  | 50.00  |
| 101-308.202-719.200                                         | Other Fringes      | 97,860  | 97,860  | 0 | 97,860  | 57,085  | 0   | 57,085  | 58.33  |
| 101-308.202-720.000                                         | Expense Allowances | 2,400   | 2,400   | 0 | 2,400   | 2,400   | 0   | 2,400   | 100.00 |
| 101-308.202-726.000                                         | Supplies           | 500     | 500     | 0 | 500     | 244     | 256 | 500     | 100.00 |
| 101-308.202-823.000                                         | Copying Services   | 893     | 893     | 0 | 893     | 297     | 0   | 297     | 33.30  |
| Total Dept 308.202-Pol Invest Overhd - Police School Liason |                    | 764,011 | 764,011 | 0 | 764,011 | 382,232 | 256 | 382,488 | 47.45  |

Dept 308.205-Pol Invest Overhd - Special Operations

|                                                           |                    |         |         |   |         |         |   |         |        |
|-----------------------------------------------------------|--------------------|---------|---------|---|---------|---------|---|---------|--------|
| 101-308.205-702.000                                       | Wages & Salaries   | 391,142 | 391,142 | 0 | 391,142 | 191,809 | 0 | 191,809 | 49.04  |
| 101-308.205-709.000                                       | Overtime           | 10,000  | 10,000  | 0 | 10,000  | 5,757   | 0 | 5,757   | 57.57  |
| 101-308.205-719.100                                       | Direct Fringes     | 109,258 | 10,000  | 0 | 10,000  | 10,027  | 0 | 10,027  | 52.77  |
| 101-308.205-719.150                                       | Employer Pension   | 0       | 180,258 | 0 | 180,258 | 88,731  | 0 | 88,731  | 49.22  |
| 101-308.205-719.200                                       | Other Fringes      | 104,850 | 104,850 | 0 | 104,850 | 61,153  | 0 | 61,153  | 58.33  |
| 101-308.205-720.000                                       | Expense Allowances | 2,000   | 2,000   | 0 | 2,000   | 2,000   | 0 | 2,000   | 100.00 |
| Total Dept 308.205-Pol Invest Overhd - Special Operations |                    | 707,251 | 707,251 | 0 | 707,251 | 359,487 | 0 | 359,487 | 50.83  |

Dept 315.100-Patrol Bureau - Administration

|                                                   |                        |           |           |   |           |           |        |           |        |
|---------------------------------------------------|------------------------|-----------|-----------|---|-----------|-----------|--------|-----------|--------|
| 101-315.100-702.000                               | Wages & Salaries       | 2,983,306 | 2,983,306 | 0 | 2,983,306 | 1,896,737 | 0      | 1,896,737 | 64.01  |
| 101-315.100-709.000                               | Overtime               | 241,000   | 241,000   | 0 | 241,000   | 135,978   | 0      | 135,978   | 56.42  |
| 101-315.100-719.100                               | Direct Fringes         | 1,372,241 | 139,801   | 0 | 139,801   | 94,608    | 0      | 94,608    | 67.87  |
| 101-315.100-719.150                               | Employer Pension       | 0         | 1,232,440 | 0 | 1,232,440 | 612,009   | 0      | 612,009   | 49.66  |
| 101-315.100-719.200                               | Other Fringes          | 838,800   | 838,800   | 0 | 838,800   | 489,300   | 0      | 489,300   | 58.33  |
| 101-315.100-720.000                               | Expense Allowances     | 16,000    | 16,000    | 0 | 16,000    | 14,000    | 0      | 14,000    | 87.50  |
| 101-315.100-726.000                               | Supplies               | 5,100     | 5,100     | 0 | 5,100     | 2,857     | 622    | 3,289     | 64.49  |
| 101-315.100-823.000                               | Copying Services       | 10,890    | 10,890    | 0 | 10,890    | 3,602     | 0      | 3,602     | 34.91  |
| 101-315.100-850.000                               | Communications         | 25,000    | 25,000    | 0 | 25,000    | 8,911     | 0      | 8,911     | 35.64  |
| 101-315.100-931.000                               | Maintenance Agreements | 2,400     | 2,400     | 0 | 2,400     | 0         | 0      | 0         | 0.00   |
| 101-315.100-940.000                               | Rentals                | 6,000     | 6,000     | 0 | 6,000     | 0,000     | 0      | 0,000     | 100.00 |
| 101-315.100-958.000                               | Miscellaneous Expense  | 500       | 500       | 0 | 500       | 0         | 0      | 0         | 0.00   |
| 101-315.100-977.000                               | Equipment              | 25,400    | 24,400    | 0 | 24,400    | 1,736     | 19,472 | 21,208    | 86.92  |
| Total Dept 315.100-Patrol Bureau - Administration |                        | 5,507,037 | 5,506,637 | 0 | 5,506,637 | 3,285,745 | 20,094 | 3,285,839 | 59.68  |

Dept 315.206-Patrol Bureau-School Crossing Guards

|                                                         |                  |         |         |   |         |        |   |        |       |
|---------------------------------------------------------|------------------|---------|---------|---|---------|--------|---|--------|-------|
| 101-315.206-702.000                                     | Wages & Salaries | 242,424 | 242,424 | 0 | 242,424 | 75,134 | 0 | 75,134 | 30.99 |
| 101-315.206-719.100                                     | Direct Fringes   | 25,430  | 25,430  | 0 | 25,430  | 7,881  | 0 | 7,881  | 30.99 |
| Total Dept 315.206-Patrol Bureau-School Crossing Guards |                  | 267,854 | 267,854 | 0 | 267,854 | 83,015 | 0 | 83,015 | 30.99 |

Dept 315.207-Patrol Bureau-Traffic Safety

|                                                 |                  |   |   |   |   |     |   |     |        |
|-------------------------------------------------|------------------|---|---|---|---|-----|---|-----|--------|
| 101-315.207-823.000                             | Copying Services | 0 | 0 | 0 | 0 | 396 | 0 | 396 | 100.00 |
| Total Dept 315.207-Patrol Bureau-Traffic Safety |                  | 0 | 0 | 0 | 0 | 396 | 0 | 396 | 100.00 |

Dept 315.702-Mott Neighborhood Patrol (7/1/12 - 12/3  
 101-315.702-702.000 Wages & Salaries  
 Total Dept 315.702-Mott Neighborhood Patrol (7/1/12 - 12/3

|         |   |   |   |   |   |   |      |
|---------|---|---|---|---|---|---|------|
| 135,000 | 0 | 0 | 0 | 0 | 0 | 0 | 0.00 |
| 135,000 | 0 | 0 | 0 | 0 | 0 | 0 | 0.00 |

Dept 325.100-Public Safety 911 - Administration

|                                                       |                               |           |           |   |           |           |         |           |       |
|-------------------------------------------------------|-------------------------------|-----------|-----------|---|-----------|-----------|---------|-----------|-------|
| 101-325.100-702.000                                   | Wages & Salaries              | 1,136,857 | 1,136,857 | 0 | 1,136,857 | 613,140   | 0       | 613,140   | 53.93 |
| 101-325.100-709.000                                   | Overtime                      | 86,000    | 86,000    | 0 | 86,000    | 56,701    | 0       | 56,701    | 65.83 |
| 101-325.100-719.100                                   | Direct Fringes                | 771,269   | 52,481    | 0 | 52,481    | 33,346    | 0       | 33,346    | 63.66 |
| 101-325.100-719.150                                   | Employer Pension              | 0         | 718,808   | 0 | 718,808   | 410,775   | 0       | 410,775   | 57.15 |
| 101-325.100-719.200                                   | Other Fringes                 | 321,540   | 321,540   | 0 | 321,540   | 187,565   | 0       | 187,565   | 58.33 |
| 101-325.100-726.000                                   | Supplies                      | 3,000     | 3,000     | 0 | 3,000     | 609       | 1,444   | 2,053     | 68.43 |
| 101-325.100-729.000                                   | Postage                       | 100       | 100       | 0 | 100       | 14        | 0       | 14        | 14.32 |
| 101-325.100-730.000                                   | Newspapers, Prof Dues And Pub | 300       | 300       | 0 | 300       | 0         | 0       | 0         | 0.00  |
| 101-325.100-758.000                                   | Uniforms                      | 1,000     | 1,000     | 0 | 1,000     | 0         | 0       | 0         | 0.00  |
| 101-325.100-801.000                                   | Professional Service          | 2,000     | 2,000     | 0 | 2,000     | 0         | 0       | 0         | 0.00  |
| 101-325.100-823.000                                   | Copying Services              | 1,000     | 1,000     | 0 | 1,000     | 297       | 0       | 297       | 29.74 |
| 101-325.100-850.000                                   | Communications                | 80,000    | 80,000    | 0 | 80,000    | 33,694    | 0       | 33,694    | 42.12 |
| 101-325.100-900.000                                   | Printing & Publishing         | 1,000     | 1,000     | 0 | 1,000     | 0         | 0       | 0         | 0.00  |
| 101-325.100-930.000                                   | Repairs And Maintenance       | 485,800   | 485,800   | 0 | 485,800   | 104,783   | 205,212 | 360,995   | 76.43 |
| 101-325.100-940.000                                   | Rentals                       | 1,000     | 1,000     | 0 | 1,000     | 0         | 0       | 0         | 0.00  |
| 101-325.100-958.000                                   | Education, Training, & Confer | 28,000    | 28,000    | 0 | 28,000    | 3,065     | 1,680   | 4,745     | 16.85 |
| 101-325.100-988.100                                   | Indirect Cost Allocation      | 698,659   | 698,659   | 0 | 698,659   | 348,330   | 0       | 348,330   | 50.00 |
| 101-325.100-977.000                                   | Equipment                     | 150,000   | 150,000   | 0 | 150,000   | 0         | 0       | 0         | 0.00  |
| Total Dept 325.100-Public Safety 911 - Administration |                               | 3,745,525 | 3,745,525 | 0 | 3,745,525 | 1,852,320 | 208,336 | 2,060,656 | 55.02 |

Dept 337.100-Office Of Fire Chief

|                                         |                               |         |         |   |         |         |       |         |        |
|-----------------------------------------|-------------------------------|---------|---------|---|---------|---------|-------|---------|--------|
| 101-337.100-702.000                     | Wages & Salaries              | 288,309 | 288,309 | 0 | 288,309 | 152,580 | 0     | 152,580 | 52.92  |
| 101-337.100-709.000                     | Overtime                      | 5,000   | 5,000   | 0 | 5,000   | 2,030   | 0     | 2,030   | 40.77  |
| 101-337.100-718.100                     | Charter Pension               | 0       | 0       | 0 | 0       | 16,178  | 0     | 16,179  | 100.00 |
| 101-337.100-719.100                     | Direct Fringes                | 188,366 | 12,583  | 0 | 12,583  | 11,163  | 0     | 11,163  | 88.71  |
| 101-337.100-719.150                     | Employer Pension              | 0       | 175,803 | 0 | 175,803 | 68,463  | 0     | 68,463  | 38.94  |
| 101-337.100-719.200                     | Other Fringes                 | 55,820  | 55,820  | 0 | 55,820  | 32,620  | 0     | 32,620  | 58.33  |
| 101-337.100-726.000                     | Supplies                      | 2,500   | 2,500   | 0 | 2,500   | 865     | 1,330 | 2,165   | 87.82  |
| 101-337.100-729.000                     | Postage                       | 100     | 100     | 0 | 100     | 30      | 0     | 30      | 30.29  |
| 101-337.100-730.000                     | Newspapers, Prof Dues And Pub | 2,000   | 2,000   | 0 | 2,000   | 165     | 0     | 165     | 8.25   |
| 101-337.100-758.000                     | Uniforms                      | 1,000   | 1,000   | 0 | 1,000   | 150     | 0     | 150     | 15.02  |
| 101-337.100-801.000                     | Professional Service          | 1,500   | 1,500   | 0 | 1,500   | 1,000   | 0     | 1,060   | 70.67  |
| 101-337.100-823.000                     | Copying Services              | 4,580   | 4,580   | 0 | 4,580   | 1,051   | 0     | 1,051   | 23.05  |
| 101-337.100-850.000                     | Communications                | 72,000  | 72,000  | 0 | 72,000  | 35,107  | 0     | 35,107  | 48.76  |
| 101-337.100-900.000                     | Printing & Publishing         | 1,000   | 1,000   | 0 | 1,000   | 0       | 0     | 0       | 0.00   |
| 101-337.100-920.000                     | Utilities                     | 70,000  | 70,000  | 0 | 70,000  | 34,101  | 0     | 34,101  | 48.72  |
| 101-337.100-920.800                     | Intracity Utilities-Wtr/Sewer | 32,000  | 32,000  | 0 | 32,000  | 20,856  | 0     | 20,856  | 65.17  |
| 101-337.100-930.000                     | Repairs And Maintenance       | 7,500   | 8,412   | 0 | 8,412   | 4,809   | 3,502 | 8,312   | 98.81  |
| 101-337.100-959.000                     | Miscellaneous Expense         | 6,500   | 1,500   | 0 | 1,500   | 89      | 0     | 89      | 5.61   |
| 101-337.100-959.000                     | Education, Training, & Confer | 3,000   | 3,000   | 0 | 3,000   | 1,050   | 0     | 1,050   | 35.00  |
| 101-337.100-959.500                     | Tuition Reimbursement         | 1,360   | 8,860   | 0 | 8,860   | 7,750   | 0     | 7,750   | 87.47  |
| Total Dept 337.100-Office Of Fire Chief |                               | 742,635 | 746,047 | 0 | 746,047 | 390,126 | 4,833 | 394,958 | 52.94  |

Dept 337.201-Fire Admin-Maintenance

|                                           |                               |         |         |   |         |         |       |         |        |
|-------------------------------------------|-------------------------------|---------|---------|---|---------|---------|-------|---------|--------|
| 101-337.201-993.900                       | Vehicle & Equipment Intracity | 100,000 | 100,000 | 0 | 100,000 | 239,168 | 0     | 239,168 | 239.17 |
| 101-337.201-930.000                       | Repairs And Maintenance       | 17,500  | 17,500  | 0 | 17,500  | 0       | 7,648 | 7,648   | 43.71  |
| Total Dept 337.201-Fire Admin-Maintenance |                               | 117,500 | 117,500 | 0 | 117,500 | 239,168 | 7,648 | 246,816 | 210.06 |

Dept 337.202-Fire Admin - Training

|                                          |                      |         |         |   |         |        |   |        |       |
|------------------------------------------|----------------------|---------|---------|---|---------|--------|---|--------|-------|
| 101-337.202-702.000                      | Wages & Salaries     | 140,475 | 130,115 | 0 | 130,115 | 42,539 | 0 | 42,539 | 32.69 |
| 101-337.202-709.000                      | Overtime             | 5,000   | 5,000   | 0 | 5,000   | 535    | 0 | 535    | 10.70 |
| 101-337.202-719.100                      | Direct Fringes       | 90,269  | 5,797   | 0 | 5,797   | 1,910  | 0 | 1,910  | 32.95 |
| 101-337.202-719.150                      | Employer Pension     | 0       | 84,028  | 0 | 84,028  | 17,118 | 0 | 17,118 | 20.37 |
| 101-337.202-719.200                      | Other Fringes        | 27,960  | 27,960  | 0 | 27,960  | 16,310 | 0 | 16,310 | 58.33 |
| 101-337.202-801.000                      | Professional Service | 500     | 500     | 0 | 500     | 255    | 0 | 255    | 51.00 |
| Total Dept 337.202-Fire Admin - Training |                      | 264,204 | 253,400 | 0 | 253,400 | 78,664 | 0 | 78,664 | 31.04 |

Dept 338.200-Firefighting Division-Fire Battalion Chi

|                                                             |                          |           |           |   |           |           |   |           |       |
|-------------------------------------------------------------|--------------------------|-----------|-----------|---|-----------|-----------|---|-----------|-------|
| 101-338.200-702.000                                         | Wages & Salaries         | 243,096   | 243,096   | 0 | 243,096   | 117,171   | 0 | 117,171   | 48.20 |
| 101-338.200-709.000                                         | Overtime                 | 25,000    | 25,000    | 0 | 25,000    | 18,762    | 0 | 18,762    | 75.05 |
| 101-338.200-718.100                                         | Direct Fringes           | 135,873   | 11,601    | 0 | 11,601    | 5,999     | 0 | 5,999     | 52.16 |
| 101-338.200-719.150                                         | Employer Pension         | 0         | 124,372   | 0 | 124,372   | 34,231    | 0 | 34,231    | 27.52 |
| 101-338.200-719.200                                         | Other Fringes            | 41,940    | 41,940    | 0 | 41,940    | 24,485    | 0 | 24,485    | 58.33 |
| 101-338.200-969.100                                         | Indirect Cost Allocation | 2,904,051 | 2,904,051 | 0 | 2,904,051 | 1,452,026 | 0 | 1,452,026 | 50.00 |
| Total Dept 338.200-Firefighting Division-Fire Battalion Chi |                          | 3,349,960 | 3,349,960 | 0 | 3,349,960 | 1,652,653 | 0 | 1,652,653 | 49.33 |

|                                                             |                                    |           |           |   |           |           |        |           |        |
|-------------------------------------------------------------|------------------------------------|-----------|-----------|---|-----------|-----------|--------|-----------|--------|
| Dept 338.201-Firefighting Division-Fire Station Overh       |                                    |           |           |   |           |           |        |           |        |
| 101-338.201-702.000                                         | Wages & Salaries                   | 2,737,881 | 2,737,881 | 0 | 2,737,881 | 1,378,244 | 0      | 1,378,244 | 50.38  |
| 101-338.201-709.000                                         | Overtime                           | 300,000   | 300,000   | 0 | 300,000   | 124,191   | 0      | 124,191   | 41.40  |
| 101-338.201-718.100                                         | Direct Fringes                     | 2,024,919 | 130,324   | 0 | 130,324   | 67,312    | 0      | 67,312    | 51.65  |
| 101-338.201-718.150                                         | Employer Pension                   | 0         | 1,894,595 | 0 | 1,894,595 | 787,319   | 0      | 787,319   | 41.58  |
| 101-338.201-718.200                                         | Other Fringes                      | 643,080   | 643,080   | 0 | 643,080   | 375,130   | 0      | 375,130   | 58.33  |
| 101-338.201-728.000                                         | Supplies                           | 45,000    | 39,800    | 0 | 39,800    | 5,559     | 23,832 | 29,391    | 73.85  |
| 101-338.201-758.000                                         | Uniforms                           | 40,000    | 23,800    | 0 | 23,800    | 403       | 651    | 1,054     | 4.43   |
| 101-338.201-801.000                                         | Professional Service               | 1,200     | 1,200     | 0 | 1,200     | 0         | 0      | 0         | 0.00   |
| 101-338.201-830.000                                         | Repairs And Maintenance            | 30,000    | 48,489    | 0 | 48,489    | 10,785    | 34,702 | 45,486    | 83.81  |
| 101-338.201-840.000                                         | Rentals                            | 4,500     | 4,500     | 0 | 4,500     | 2,199     | 2,094  | 4,295     | 95.21  |
| 101-338.201-877.000                                         | Equipment                          | 49,000    | 40,000    | 0 | 40,000    | (959)     | 30,000 | 29,042    | 72.61  |
| Total Dept 338.201-Firefighting Division-Fire Station Overh |                                    | 5,866,560 | 5,863,649 | 0 | 5,863,649 | 2,751,175 | 91,276 | 2,842,454 | 48.48  |
| Dept 338.710-SAFER Grant EMW-2011-FH-00843                  |                                    |           |           |   |           |           |        |           |        |
| 101-338.710-702.000                                         | Wages & Salaries                   | 0         | 10,380    | 0 | 10,380    | 10,380    | 0      | 10,380    | 100.00 |
| 101-338.710-709.000                                         | Overtime                           | 213,000   | 213,000   | 0 | 213,000   | 89,918    | 0      | 89,918    | 42.22  |
| 101-338.710-718.100                                         | Direct Fringes                     | 314,346   | 10,026    | 0 | 10,026    | 4,620     | 0      | 4,620     | 45.08  |
| 101-338.710-719.150                                         | Employer Pension                   | 0         | 304,784   | 0 | 304,784   | 416       | 0      | 416       | 0.14   |
| 101-338.710-719.200                                         | Other Fringes                      | 545,220   | 545,220   | 0 | 545,220   | 318,045   | 0      | 318,045   | 58.33  |
| Total Dept 338.710-SAFER Grant EMW-2011-FH-00843            |                                    | 1,072,566 | 1,083,370 | 0 | 1,083,370 | 423,359   | 0      | 423,359   | 39.08  |
| Dept 339.200-Fire Prevent - Inspection And Training         |                                    |           |           |   |           |           |        |           |        |
| 101-339.200-702.000                                         | Wages & Salaries                   | 142,118   | 142,118   | 0 | 142,118   | 78,876    | 0      | 78,876    | 55.50  |
| 101-339.200-709.000                                         | Overtime                           | 25,000    | 25,000    | 0 | 25,000    | 8,187     | 0      | 8,187     | 24.75  |
| 101-339.200-718.100                                         | Direct Fringes                     | 90,283    | 7,169     | 0 | 7,169     | 3,816     | 0      | 3,816     | 53.22  |
| 101-339.200-719.150                                         | Employer Pension                   | 0         | 83,123    | 0 | 83,123    | 34,231    | 0      | 34,231    | 41.18  |
| 101-339.200-719.200                                         | Other Fringes                      | 27,960    | 27,960    | 0 | 27,960    | 16,310    | 0      | 16,310    | 58.33  |
| 101-339.200-880.000                                         | Community Promotion                | 1,000     | 500       | 0 | 500       | 0         | 0      | 0         | 0.00   |
| Total Dept 339.200-Fire Prevent - Inspection And Training   |                                    | 286,371   | 285,871   | 0 | 285,871   | 139,420   | 0      | 139,420   | 48.77  |
| Dept 371.209-Development-Planning & Zoning                  |                                    |           |           |   |           |           |        |           |        |
| 101-371.209-702.000                                         | Wages & Salaries                   | 65,000    | 65,000    | 0 | 65,000    | 26,075    | 0      | 26,075    | 40.11  |
| 101-371.209-709.000                                         | Overtime                           | 5,000     | 5,000     | 0 | 5,000     | 1,370     | 0      | 1,370     | 27.57  |
| 101-371.209-718.100                                         | Direct Fringes                     | 27,000    | 7,343     | 0 | 7,343     | 2,880     | 0      | 2,880     | 36.22  |
| 101-371.209-719.150                                         | Employer Pension                   | 0         | 19,657    | 0 | 19,657    | 11,182    | 0      | 11,182    | 58.89  |
| 101-371.209-719.200                                         | Other Fringes                      | 9,800     | 9,800     | 0 | 9,800     | 6,717     | 0      | 6,717     | 58.33  |
| 101-371.209-720.000                                         | Expense Allowances                 | 75        | 75        | 0 | 75        | 0         | 0      | 0         | 0.00   |
| 101-371.209-728.000                                         | Supplies                           | 400       | 400       | 0 | 400       | 190       | 110    | 300       | 75.00  |
| 101-371.209-729.000                                         | Postage                            | 400       | 400       | 0 | 400       | 210       | 0      | 210       | 52.38  |
| 101-371.209-730.000                                         | Professional Dues And Publications | 300       | 300       | 0 | 300       | 0         | 100    | 100       | 33.33  |
| 101-371.209-801.000                                         | Professional Service               | 9,400     | 9,400     | 0 | 9,400     | 0         | 1,000  | 1,000     | 10.64  |
| 101-371.209-800.000                                         | Printing & Publishing              | 3,500     | 3,500     | 0 | 3,500     | 465       | 2,776  | 3,241     | 92.60  |
| 101-371.209-858.000                                         | Education, Training, & Confer      | 1,000     | 1,000     | 0 | 1,000     | 70        | 0      | 70        | 6.96   |
| Total Dept 371.209-Development-Planning & Zoning            |                                    | 121,875   | 121,875   | 0 | 121,875   | 48,166    | 3,086  | 52,152    | 42.70  |
| Dept 443.208-Street Lighting                                |                                    |           |           |   |           |           |        |           |        |
| 101-443.208-820.000                                         | Utilities                          | 0         | 0         | 0 | 0         | 415       | 0      | 415       | 100.00 |
| Total Dept 443.208-Street Lighting                          |                                    | 0         | 0         | 0 | 0         | 415       | 0      | 415       | 100.00 |
| Dept 690.100-DCD - Administration                           |                                    |           |           |   |           |           |        |           |        |
| 101-690.100-702.000                                         | Wages & Salaries                   | 65,022    | 65,022    | 0 | 65,022    | 58,028    | 0      | 58,028    | 86.18  |
| 101-690.100-709.000                                         | Overtime                           | 0         | 0         | 0 | 0         | 130       | 0      | 130       | 100.00 |
| 101-690.100-718.100                                         | Direct Fringes                     | 28,313    | 6,621     | 0 | 6,621     | 5,875     | 0      | 5,875     | 86.13  |
| 101-690.100-719.150                                         | Employer Pension                   | 0         | 21,492    | 0 | 21,492    | 56,488    | 0      | 56,488    | 262.83 |
| 101-690.100-719.200                                         | Other Fringes                      | 12,685    | 12,685    | 0 | 12,685    | 8,208     | 0      | 8,208     | 64.81  |
| 101-690.100-729.000                                         | Postage                            | 75        | 75        | 0 | 75        | 48        | 0      | 48        | 61.84  |
| 101-690.100-801.000                                         | Professional Service               | 0         | 69,718    | 0 | 69,718    | 15,333    | 24,819 | 40,153    | 57.59  |
| 101-690.100-814.000                                         | Data Processing Services           | 71,718    | 0         | 0 | 0         | 0         | 0      | 0         | 0.00   |
| 101-690.100-850.000                                         | Communications                     | 6,500     | 6,500     | 0 | 6,500     | 1,182     | 0      | 1,182     | 18.18  |
| 101-690.100-900.000                                         | Printing & Publishing              | 2,000     | 2,000     | 0 | 2,000     | 98        | 0      | 98        | 4.91   |
| 101-690.100-920.000                                         | Utilities                          | 0         | 2,000     | 0 | 2,000     | 588       | 0      | 588       | 29.41  |
| 101-690.100-958.000                                         | Education, Training, & Confer      | 0         | 0         | 0 | 0         | 10        | 0      | 10        | 100.00 |
| Total Dept 690.100-DCD - Administration                     |                                    | 188,292   | 188,292   | 0 | 188,292   | 143,984   | 24,819 | 168,803   | 90.61  |
| Dept 690.400-HUD Comm Challenge Grant                       |                                    |           |           |   |           |           |        |           |        |
| 101-690.400-702.000                                         | Wages & Salaries                   | 0         | 0         | 0 | 0         | 4,973     | 0      | 4,973     | 100.00 |
| 101-690.400-718.100                                         | Direct Fringes                     | 0         | 0         | 0 | 0         | 522       | 0      | 522       | 100.00 |
| 101-690.400-719.150                                         | Employer Pension                   | 0         | 0         | 0 | 0         | 1,398     | 0      | 1,398     | 100.00 |
| 101-690.400-719.200                                         | Other Fringes                      | 0         | 0         | 0 | 0         | 818       | 0      | 818       | 100.00 |
| 101-690.400-858.000                                         | Education, Training, & Confer      | 0         | 0         | 0 | 0         | 598       | 0      | 598       | 100.00 |
| Total Dept 690.400-HUD Comm Challenge Grant                 |                                    | 0         | 0         | 0 | 0         | 8,306     | 0      | 8,306     | 100.00 |

|                                                          |                               |            |            |           |            |            |             |            |        |
|----------------------------------------------------------|-------------------------------|------------|------------|-----------|------------|------------|-------------|------------|--------|
| Dept 752.100-Parks & Recreation Admin                    |                               |            |            |           |            |            |             |            |        |
| 101-752.100-729.000                                      | Postage                       | 0          | 0          | 0         | 0          | 18         | 0           | 18         | 100.00 |
| 101-752.100-850.000                                      | Communications                | 0          | 0          | 0         | 0          | 1,229      | 0           | 1,229      | 100.00 |
| Total Dept 752.100-Parks & Recreation Admin              |                               | 0          | 0          | 0         | 0          | 1,247      | 0           | 1,247      | 100.00 |
| Dept 752.101-Parks - Recreation Division                 |                               |            |            |           |            |            |             |            |        |
| 101-752.101-850.000                                      | Communications                | 0          | 0          | 0         | 0          | 786        | 0           | 786        | 100.00 |
| 101-752.101-920.000                                      | Utilities                     | 0          | 0          | 0         | 0          | 23,776     | 0           | 23,776     | 100.00 |
| 101-752.101-920.900                                      | Intracity Utilities-Wtr/Sewer | 0          | 0          | 0         | 0          | 9,368      | 0           | 9,368      | 100.00 |
| Total Dept 752.101-Parks - Recreation Division           |                               | 0          | 0          | 0         | 0          | 33,930     | 0           | 33,930     | 100.00 |
| Dept 753.200-Pks-Facilities Maint-Municipal Center       |                               |            |            |           |            |            |             |            |        |
| 101-753.200-702.000                                      | Wages & Salaries              | 133,404    | 133,404    | 0         | 133,404    | 72,944     | 0           | 72,944     | 54.88  |
| 101-753.200-709.000                                      | Overtime                      | 5,000      | 5,000      | 0         | 5,000      | 10,842     | 0           | 10,842     | 216.84 |
| 101-753.200-719.100                                      | Direct Fringes                | 53,656     | 14,619     | 0         | 14,619     | 8,789      | 0           | 8,789      | 60.54  |
| 101-753.200-719.150                                      | Employer Pension              | 0          | 30,137     | 0         | 30,137     | 65,910     | 0           | 55,910     | 142.86 |
| 101-753.200-719.200                                      | Other Fringes                 | 19,572     | 19,572     | 0         | 19,572     | 11,417     | 0           | 11,417     | 58.33  |
| 101-753.200-726.000                                      | Supplies                      | 32,000     | 41,142     | 0         | 41,142     | 10,588     | 20,745      | 40,332     | 98.03  |
| 101-753.200-726.900                                      | Supplies Intracity            | 0          | 2,700      | 0         | 2,700      | 2,315      | 0           | 2,315      | 85.74  |
| 101-753.200-730.500                                      | Compliance Permit Fees        | 7,400      | 17,140     | 0         | 17,140     | 8,475      | 6,108       | 14,640     | 85.41  |
| 101-753.200-751.900                                      | Gas, Oil Fuel-Intracity       | 3,000      | 0          | 0         | 0          | 0          | 0           | 0          | 0.00   |
| 101-753.200-758.000                                      | Uniforms                      | 450        | 400        | 0         | 400        | 0          | 360         | 360        | 90.00  |
| 101-753.200-801.000                                      | Professional Service          | 302,900    | 256,368    | 0         | 256,368    | 76,945     | 112,457     | 199,402    | 73.88  |
| 101-753.200-850.000                                      | Communications                | 2,500      | 2,500      | 0         | 2,500      | 950        | 0           | 950        | 37.99  |
| 101-753.200-863.000                                      | Vehicle & Equipment Intracity | 20,000     | 23,000     | 0         | 23,000     | 22,159     | 0           | 22,159     | 96.34  |
| 101-753.200-820.000                                      | Utilities                     | 511,400    | 511,400    | 0         | 511,400    | 232,204    | 0           | 232,204    | 45.41  |
| 101-753.200-820.900                                      | Intracity Utilities-Wtr/Sewer | 57,000     | 57,000     | 0         | 57,000     | 24,792     | 0           | 24,792     | 43.40  |
| 101-753.200-830.000                                      | Repairs And Maintenance       | 68,100     | 78,100     | 0         | 78,100     | 28,705     | 49,651      | 78,656     | 100.68 |
| 101-753.200-858.000                                      | Education, Training, & Confer | 1,000      | 1,000      | 0         | 1,000      | 0          | 0           | 0          | 0.00   |
| 101-753.200-877.000                                      | Equipment                     | 0          | 5,000      | 0         | 5,000      | 4,218      | 0           | 4,218      | 84.36  |
| Total Dept 753.200-Pks-Facilities Maint-Municipal Center |                               | 1,207,381  | 1,207,381  | 0         | 1,207,381  | 671,251    | 198,578     | 769,829    | 83.78  |
| Dept 755.210-Golf Division - Kearsley Lake Gc            |                               |            |            |           |            |            |             |            |        |
| 101-755.210-883.900                                      | Vehicle & Equipment Intracity | 3,500      | 3,500      | 0         | 3,500      | 0          | 0           | 0          | 0.00   |
| Total Dept 755.210-Golf Division - Kearsley Lake Gc      |                               | 3,500      | 3,500      | 0         | 3,500      | 0          | 0           | 0          | 0.00   |
| Dept 755.220-Golf Division-Mott Park Gc                  |                               |            |            |           |            |            |             |            |        |
| 101-755.220-920.000                                      | Utilities                     | 0          | 0          | 0         | 0          | 4,622      | 0           | 4,622      | 100.00 |
| Total Dept 755.220-Golf Division-Mott Park Gc            |                               | 0          | 0          | 0         | 0          | 4,622      | 0           | 4,622      | 100.00 |
| Dept 755.230-Golf Division-Swartz Crk Gc                 |                               |            |            |           |            |            |             |            |        |
| 101-755.230-883.900                                      | Vehicle & Equipment Intracity | 1,600      | 1,600      | 0         | 1,600      | 0          | 0           | 0          | 0.00   |
| Total Dept 755.230-Golf Division-Swartz Crk Gc           |                               | 1,600      | 1,600      | 0         | 1,600      | 0          | 0           | 0          | 0.00   |
| Dept 966.542-Transfers out to fund 542                   |                               |            |            |           |            |            |             |            |        |
| 101-966.542-999.900                                      | Transfers Out                 | 539,170    | 539,170    | 0         | 539,170    | 539,170    | 0           | 539,170    | 100.00 |
| Total Dept 966.542-Transfers out to fund 542             |                               | 539,170    | 539,170    | 0         | 539,170    | 539,170    | 0           | 539,170    | 100.00 |
| TOTAL Expenditures                                       |                               | 53,045,072 | 51,654,467 | 1,593,649 | 53,548,116 | 27,217,282 | 1,668,804   | 28,886,066 | 54.00  |
| Fund 101 - General Fund:                                 |                               |            |            |           |            |            |             |            |        |
| TOTAL REVENUES                                           |                               | 53,045,072 | 51,654,467 | 1,593,649 | 53,548,116 | 28,164,837 | 0           | 28,164,837 | 53.00  |
| TOTAL EXPENDITURES                                       |                               | 53,045,072 | 51,654,467 | 1,593,649 | 53,548,116 | 27,217,282 | 1,668,804   | 28,886,066 | 54.00  |
| NET OF REVENUES & EXPENDITURES                           |                               | 0          | 0          | 0         | 0          | 947,575    | (1,668,804) | (721,229)  | 100.00 |

Fund 202 - Major Street Fund

Revenues

|                                                             |                                          |           |           |         |           |           |   |                 |
|-------------------------------------------------------------|------------------------------------------|-----------|-----------|---------|-----------|-----------|---|-----------------|
| Dept 000.000-Balance Sheet Activity                         |                                          |           |           |         |           |           | 0 |                 |
| 202-000.000-699.999                                         | Budgetary F.B. Reserved for Encumbr      | (744,841) | (732,195) | 183,073 | (549,122) | 0         | 0 | 0.00            |
| Total Dept 000.000-Balance Sheet Activity                   |                                          | (744,841) | (732,195) | 183,073 | (549,122) | 0         | 0 | 0.00            |
| Dept 000.300-General government                             |                                          |           |           |         |           |           |   |                 |
| 202-000.300-546.000                                         | Gas & Weight Tax                         | 6,105,815 | 6,105,815 | 0       | 6,105,815 | 2,792,466 | 0 | 45.73           |
| 202-000.300-699.999                                         | Due From Fund Balance                    | 0         | 17,778    | 0       | 17,776    | 0         | 0 | 0.00            |
| Total Dept 000.300-General government                       |                                          | 6,105,815 | 6,123,591 | 0       | 6,123,581 | 2,792,466 | 0 | 45.60           |
| Dept 441.702-Transportation-Tip Contribution                |                                          |           |           |         |           |           |   |                 |
| 202-441.702-539.100                                         | State grants - charges for service rende | 280,000   | 280,000   | 0       | 280,000   | 0         | 0 | 0.00            |
| Total Dept 441.702-Transportation-Tip Contribution          |                                          | 280,000   | 280,000   | 0       | 280,000   | 0         | 0 | 0.00            |
| Dept 443.200-Trans Engg-Routine Maint-Strts/Repairs         |                                          |           |           |         |           |           |   |                 |
| 202-443.200-677.000                                         | Reimbursements                           | 0         | 4,000     | 0       | 4,000     | 4,100     | 0 | 102.50          |
| Total Dept 443.200-Trans Engg-Routine Maint-Strts/Repairs   |                                          | 0         | 4,000     | 0       | 4,000     | 4,100     | 0 | 102.50          |
| Dept 443.201-Traffic Engineering Service Maintenance        |                                          |           |           |         |           |           |   |                 |
| 202-443.201-624.000                                         | Special Events Fee                       | 31,506    | 31,506    | 0       | 31,506    | 15,875    | 0 | 50.39           |
| 202-443.201-677.000                                         | Reimbursements                           | 0         | 0         | 1,156   | 1,156     | 1,156     | 0 | 100.00          |
| 202-443.201-677.900                                         | Reimbursements-Intercity                 | 0         | 0         | 519     | 519       | 519       | 0 | 100.00          |
| Total Dept 443.201-Traffic Engineering Service Maintenance  |                                          | 31,506    | 31,506    | 1,675   | 33,181    | 17,550    | 0 | 55.70           |
| Dept 443.207-Street Maint-State Trunklin                    |                                          |           |           |         |           |           |   |                 |
| 202-443.207-677.100                                         | Reimbursements- operating contributions  | 92,571    | 92,571    | 0       | 92,571    | 17,768    | 0 | 19.19           |
| Total Dept 443.207-Street Maint-State Trunklin              |                                          | 92,571    | 92,571    | 0       | 92,571    | 17,768    | 0 | 19.19           |
| Dept 443.208-Build Michigan Program                         |                                          |           |           |         |           |           |   |                 |
| 202-443.208-546.000                                         | Gas_Weight Tax                           | 221,040   | 221,040   | 0       | 221,040   | 92,045    | 0 | 41.64           |
| Total Dept 443.208-Build Michigan Program                   |                                          | 221,040   | 221,040   | 0       | 221,040   | 92,045    | 0 | 41.64           |
| Dept 449.201-St Maint-Routine Maint-Strts/Repairs-Act       |                                          |           |           |         |           |           |   |                 |
| 202-449.201-677.000                                         | Reimbursements                           | 24,050    | 24,050    | 0       | 24,050    | 798       | 0 | 3.32            |
| Total Dept 449.201-St Maint-Routine Maint-Strts/Repairs-Act |                                          | 24,050    | 24,050    | 0       | 24,050    | 798       | 0 | 3.32            |
| Dept 449.210-Consumer Energy pavement break repair          |                                          |           |           |         |           |           |   |                 |
| 202-449.210-677.000                                         | Reimbursements                           | 0         | 0         | 12,742  | 12,742    | 12,742    | 0 | 100.00          |
| Total Dept 449.210-Consumer Energy pavement break repair    |                                          | 0         | 0         | 12,742  | 12,742    | 12,742    | 0 | 100.00          |
| Dept 449.211-Water cut repairs - transportation             |                                          |           |           |         |           |           |   |                 |
| 202-449.211-677.900                                         | Reimbursements-Intercity                 | 75,000    | 75,000    | 10,000  | 85,000    | 0         | 0 | 0.00            |
| Total Dept 449.211-Water cut repairs - transportation       |                                          | 75,000    | 75,000    | 10,000  | 85,000    | 0         | 0 | 0.00            |
| Dept 449.213-SO/50 Program                                  |                                          |           |           |         |           |           |   |                 |
| 202-449.213-677.000                                         | Reimbursements                           | 7,500     | 7,500     | 0       | 7,500     | 0         | 0 | 0.00            |
| Total Dept 449.213-SO/50 Program                            |                                          | 7,500     | 7,500     | 0       | 7,500     | 0         | 0 | 0.00            |
| TOTAL Revenues                                              |                                          | 6,992,841 | 6,127,063 | 207,490 | 6,334,563 | 2,937,470 | 0 | 2,937,470 47.04 |

Expenditures

|                                                             |                      |         |         |   |         |         |         |       |
|-------------------------------------------------------------|----------------------|---------|---------|---|---------|---------|---------|-------|
| Dept 441.702-Transportation-Tip Contribution                |                      |         |         |   |         |         |         |       |
| 202-441.702-901.000                                         | Professional Service | 978,000 | 952,070 | 0 | 952,070 | 180,514 | 365,844 | 58.44 |
| 202-441.702-997.000                                         | Real Estate Taxes    | 374     | 374     | 0 | 374     | 0       | 0       | 0.00  |
| Total Dept 441.702-Transportation-Tip Contribution          |                      | 978,374 | 952,445 | 0 | 952,445 | 180,514 | 365,844 | 58.41 |
| Dept 441.710-Kearsley Streetscape - Flint Cultur Cntr       |                      |         |         |   |         |         |         |       |
| 202-441.710-801.000                                         | Professional Service | 5,675   | 5,675   | 0 | 5,675   | 4,280   | 0       | 75.42 |
| Total Dept 441.710-Kearsley Streetscape - Flint Cultur Cntr |                      | 5,675   | 5,675   | 0 | 5,675   | 4,280   | 0       | 75.42 |

|                                                            |                                |           |           |        |           |         |         |           |        |
|------------------------------------------------------------|--------------------------------|-----------|-----------|--------|-----------|---------|---------|-----------|--------|
| Dept 442.100-Transportation Major And Local Streets        |                                |           |           |        |           |         |         |           |        |
| 202-442.100-702.000                                        | Wages & Salaries               | 93,495    | 95,270    | 0      | 95,270    | 58,825  | 0       | 58,825    | 61.54  |
| 202-442.100-719.100                                        | Direct Fringes                 | 40,558    | 9,894     | 0      | 9,894     | 8,150   | 0       | 8,150     | 61.54  |
| 202-442.100-719.150                                        | Employer Pension               | 0         | 37,740    | 0      | 37,740    | 42,881  | 0       | 42,881    | 113.89 |
| 202-442.100-719.200                                        | Other Fringes                  | 15,378    | 18,873    | 0      | 18,873    | 8,821   | 0       | 8,821     | 45.08  |
| 202-442.100-728.000                                        | Supplies                       | 1,500     | 1,500     | 0      | 1,500     | 595     | 905     | 1,500     | 100.00 |
| 202-442.100-729.000                                        | Postage                        | 200       | 200       | 0      | 200       | 113     | 0       | 113       | 56.83  |
| 202-442.100-730.000                                        | Newspapers, Prof Dues And Pub  | 200       | 479       | 0      | 479       | 369     | 90      | 459       | 95.82  |
| 202-442.100-823.000                                        | Copying Services               | 4,000     | 4,000     | 0      | 4,000     | 1,114   | 0       | 1,114     | 27.85  |
| 202-442.100-850.000                                        | Communications                 | 5,500     | 5,500     | 0      | 5,500     | 1,027   | 0       | 1,027     | 18.67  |
| 202-442.100-858.000                                        | Education, Training, & Confer  | 500       | 500       | 0      | 500       | 0       | 0       | 0         | 0.00   |
| 202-442.100-869.100                                        | Administrative service charges | 1,074,613 | 1,074,613 | 0      | 1,074,613 | 537,306 | 0       | 537,306   | 50.00  |
| Total Dept 442.100-Transportation Major And Local Streets  |                                | 1,235,944 | 1,248,668 | 0      | 1,248,668 | 650,901 | 995     | 657,896   | 52.69  |
| Dept 443.200-Trans Engg-Routine Maint-Sits/Repairs         |                                |           |           |        |           |         |         |           |        |
| 202-443.200-801.000                                        | Professional Service           | 119,000   | 144,651   | 20,000 | 184,651   | 66,685  | 75,044  | 141,729   | 97.98  |
| 202-443.200-850.000                                        | Communications                 | 0         | 0         | 195    | 195       | 195     | 0       | 195       | 100.00 |
| Total Dept 443.200-Trans Engg-Routine Maint-Sits/Repairs   |                                | 119,000   | 144,651   | 20,195 | 184,846   | 66,879  | 75,044  | 141,924   | 98.11  |
| Dept 443.201-Traffic Engineering Service Maintenance       |                                |           |           |        |           |         |         |           |        |
| 202-443.201-702.000                                        | Wages & Salaries               | 483,699   | 483,699   | 0      | 483,699   | 222,238 | 0       | 222,238   | 47.93  |
| 202-443.201-709.000                                        | Overtime                       | 42,518    | 42,518    | 0      | 42,518    | 8,424   | 0       | 8,424     | 18.81  |
| 202-443.201-719.100                                        | Direct Fringes                 | 289,297   | 53,102    | 0      | 53,102    | 24,200  | 0       | 24,200    | 45.57  |
| 202-443.201-719.150                                        | Employer Pension               | 0         | 236,195   | 0      | 236,195   | 167,439 | 0       | 167,439   | 70.89  |
| 202-443.201-719.200                                        | Other Fringes                  | 122,927   | 122,927   | 0      | 122,927   | 71,707  | 0       | 71,707    | 58.33  |
| 202-443.201-728.000                                        | Supplies                       | 349,050   | 347,875   | 0      | 347,875   | 15,863  | 308,180 | 323,844   | 93.07  |
| 202-443.201-728.000                                        | Postage                        | 450       | 450       | 0      | 450       | 15      | 435     | 450       | 100.00 |
| 202-443.201-730.000                                        | Newspapers, Prof Dues And Pub  | 1,200     | 1,200     | 0      | 1,200     | 120     | 40      | 160       | 13.39  |
| 202-443.201-758.000                                        | Uniforms                       | 1,285     | 1,285     | 1,700  | 2,985     | 0       | 1,285   | 1,285     | 100.00 |
| 202-443.201-801.000                                        | Professional Service           | 110,000   | 128,851   | 0      | 128,851   | 71,945  | 31,907  | 103,851   | 80.60  |
| 202-443.201-823.000                                        | Copying Services               | 1,574     | 1,574     | 0      | 1,574     | 752     | 0       | 752       | 47.78  |
| 202-443.201-850.000                                        | Communications                 | 12,300    | 12,300    | 0      | 12,300    | 2,808   | 0       | 2,808     | 22.81  |
| 202-443.201-863.900                                        | Vehicle & Equipment Intracity  | 168,470   | 168,470   | 0      | 168,470   | 42,688  | 0       | 42,688    | 25.64  |
| 202-443.201-900.000                                        | Printing & Publishing          | 400       | 400       | 0      | 400       | 0       | 200     | 200       | 50.00  |
| 202-443.201-920.000                                        | Utilities                      | 197,299   | 197,299   | 0      | 197,299   | 88,373  | 24,811  | 121,184   | 61.42  |
| 202-443.201-930.000                                        | Repairs And Maintenance        | 47,000    | 47,000    | 0      | 47,000    | 2,743   | 21,764  | 24,506    | 52.14  |
| 202-443.201-940.000                                        | Rentals                        | 6,000     | 6,000     | 0      | 6,000     | 0       | 4,000   | 4,000     | 66.67  |
| 202-443.201-958.000                                        | Education, Training, & Confer  | 4,000     | 4,000     | 0      | 4,000     | 630     | 70      | 700       | 17.50  |
| 202-443.201-977.000                                        | Equipment                      | 12,000    | 12,000    | 0      | 12,000    | 0       | 0       | 0         | 0.00   |
| Total Dept 443.201-Traffic Engineering Service Maintenance |                                | 1,827,449 | 1,845,225 | 1,700  | 1,846,925 | 727,742 | 392,672 | 1,120,413 | 60.72  |
| Dept 443.202-Dort Highway Maintenance                      |                                |           |           |        |           |         |         |           |        |
| 202-443.202-702.000                                        | Wages & Salaries               | 8,000     | 8,000     | 0      | 8,000     | 1,483   | 0       | 1,483     | 18.29  |
| 202-443.202-709.000                                        | Overtime                       | 3,000     | 3,000     | 0      | 3,000     | 73      | 0       | 73        | 2.43   |
| 202-443.202-719.100                                        | Direct Fringes                 | 5,000     | 1,154     | 0      | 1,154     | 161     | 0       | 161       | 13.98  |
| 202-443.202-719.150                                        | Employer Pension               | 0         | 3,846     | 0      | 3,846     | 0       | 0       | 0         | 0.00   |
| 202-443.202-728.000                                        | Supplies                       | 10,000    | 10,000    | 0      | 10,000    | 13      | 0       | 13        | 0.13   |
| 202-443.202-863.900                                        | Vehicle & Equipment Intracity  | 4,000     | 4,000     | 0      | 4,000     | 228     | 0       | 228       | 5.71   |
| 202-443.202-920.000                                        | Utilities                      | 15,000    | 15,000    | 0      | 15,000    | 0       | 0       | 0         | 0.00   |
| Total Dept 443.202-Dort Highway Maintenance                |                                | 45,000    | 45,000    | 0      | 45,000    | 1,838   | 0       | 1,838     | 4.31   |
| Dept 443.204-Corunna Road Maintenance                      |                                |           |           |        |           |         |         |           |        |
| 202-443.204-702.000                                        | Wages & Salaries               | 5,000     | 5,000     | 0      | 5,000     | 883     | 0       | 883       | 19.65  |
| 202-443.204-709.000                                        | Overtime                       | 1,000     | 1,000     | 0      | 1,000     | 122     | 0       | 122       | 12.15  |
| 202-443.204-719.100                                        | Direct Fringes                 | 3,500     | 829       | 0      | 829       | 112     | 0       | 112       | 17.88  |
| 202-443.204-719.150                                        | Employer Pension               | 0         | 2,871     | 0      | 2,871     | 0       | 0       | 0         | 0.00   |
| 202-443.204-728.000                                        | Supplies                       | 5,000     | 5,000     | 0      | 5,000     | 1,694   | 0       | 1,694     | 33.87  |
| 202-443.204-863.900                                        | Vehicle & Equipment Intracity  | 2,000     | 2,000     | 0      | 2,000     | 158     | 0       | 158       | 7.82   |
| 202-443.204-920.000                                        | Utilities                      | 20,000    | 20,000    | 0      | 20,000    | 0       | 0       | 0         | 0.00   |
| Total Dept 443.204-Corunna Road Maintenance                |                                | 36,500    | 36,500    | 0      | 36,500    | 3,667   | 0       | 3,667     | 8.40   |
| Dept 449.200-SL maint - sidewalks-ACT51                    |                                |           |           |        |           |         |         |           |        |
| 202-449.200-702.000                                        | Wages & Salaries               | 29,819    | 29,819    | 0      | 29,819    | 3,134   | 0       | 3,134     | 10.58  |
| 202-449.200-719.100                                        | Direct Fringes                 | 16,970    | 3,107     | 0      | 3,107     | 329     | 0       | 329       | 10.58  |
| 202-449.200-719.150                                        | Employer Pension               | 0         | 13,863    | 0      | 13,863    | 3,640   | 0       | 3,640     | 26.28  |
| 202-449.200-719.200                                        | Other Fringes                  | 8,206     | 8,226     | 0      | 8,206     | 4,787   | 0       | 4,787     | 58.33  |
| 202-449.200-728.000                                        | Supplies                       | 8,820     | 8,820     | 0      | 8,820     | 1,534   | 1,467   | 3,000     | 34.01  |
| 202-449.200-863.900                                        | Vehicle & Equipment Intracity  | 12,350    | 12,350    | 0      | 12,350    | 1,340   | 0       | 1,340     | 10.85  |
| 202-449.200-940.000                                        | Rentals                        | 8,500     | 8,500     | 0      | 8,500     | 0       | 0       | 0         | 0.00   |
| Total Dept 449.200-SL maint - sidewalks-ACT51              |                                | 82,465    | 82,465    | 0      | 82,465    | 14,763  | 1,467   | 18,230    | 19.68  |

|                                                             |                               |         |         |         |         |         |        |         |        |
|-------------------------------------------------------------|-------------------------------|---------|---------|---------|---------|---------|--------|---------|--------|
| Dept 449.201-St Maint-Routine Maint-Slits/Repairs-Act       |                               |         |         |         |         |         |        |         |        |
| 202-449.201-702.000                                         | Wages & Salaries              | 169,179 | 206,444 | 60,000  | 266,444 | 221,998 | 0      | 221,998 | 107.53 |
| 202-449.201-709.000                                         | Overtime                      | 12,000  | 12,000  | 7,000   | 19,000  | 9,164   | 0      | 9,164   | 76.37  |
| 202-449.201-719.100                                         | Direct Fringes                | 127,654 | 22,016  | 0       | 22,915  | 24,249  | 0      | 24,249  | 105.82 |
| 202-449.201-719.150                                         | Employer Pension              | 0       | 110,512 | 0       | 110,512 | 173,991 | 0      | 173,991 | 157.44 |
| 202-449.201-719.200                                         | Other Fringes                 | 43,578  | 47,302  | 0       | 47,302  | 25,419  | 0      | 25,419  | 53.74  |
| 202-449.201-728.000                                         | Supplies                      | 125,000 | 101,618 | 0       | 101,618 | 25,208  | 16,278 | 41,488  | 40.83  |
| 202-449.201-729.000                                         | Postage                       | 150     | 150     | 0       | 150     | 0       | 0      | 0       | 0.00   |
| 202-449.201-730.000                                         | Newspapers, Prof Dues And Pub | 550     | 550     | 0       | 550     | 150     | 0      | 150     | 26.79  |
| 202-449.201-758.000                                         | Uniforms                      | 2,125   | 2,125   | 3,500   | 5,825   | 0       | 1,845  | 1,845   | 88.82  |
| 202-449.201-782.000                                         | Asphalt-Outside               | 45,000  | 45,000  | 0       | 45,000  | 9,878   | 35,022 | 45,000  | 100.00 |
| 202-449.201-801.000                                         | Professional Service          | 100,000 | 78,618  | 0       | 78,618  | 24,255  | 5,788  | 30,043  | 39.21  |
| 202-449.201-823.000                                         | Copying Services              | 3,625   | 3,625   | 0       | 3,625   | 1,728   | 0      | 1,728   | 47.88  |
| 202-449.201-850.000                                         | Communications                | 12,000  | 12,000  | 0       | 12,000  | 4,322   | 0      | 4,322   | 36.02  |
| 202-449.201-863.900                                         | Vehicle & Equipment Intracity | 42,000  | 42,000  | 50,000  | 92,000  | 62,673  | 0      | 62,673  | 149.22 |
| 202-449.201-900.000                                         | Printing & Publishing         | 1,500   | 1,500   | 0       | 1,500   | 0       | 0      | 0       | 0.00   |
| 202-449.201-940.000                                         | Rentals                       | 38,400  | 38,400  | 0       | 36,400  | 0       | 5,200  | 5,200   | 14.28  |
| 202-449.201-958.000                                         | Education, Training, & Confer | 3,500   | 3,500   | 0       | 3,500   | 0       | 0      | 0       | 0.00   |
| 202-449.201-958.500                                         | Tuition Reimbursement         | 1,500   | 1,500   | 0       | 1,500   | 500     | 0      | 500     | 33.33  |
| Total Dept 449.201-St Maint-Routine Maint-Slits/Repairs-Act |                               | 725,769 | 726,769 | 120,500 | 846,269 | 583,636 | 64,134 | 647,770 | 89.25  |
| Dept 449.203-St Maint-Winter Maint-Major/Local-Act51        |                               |         |         |         |         |         |        |         |        |
| 202-449.203-702.000                                         | Wages & Salaries              | 201,699 | 201,699 | 0       | 201,699 | 87,888  | 0      | 87,888  | 33.66  |
| 202-449.203-709.000                                         | Overtime                      | 35,500  | 35,500  | 20,000  | 55,500  | 27,150  | 0      | 27,150  | 76.48  |
| 202-449.203-719.100                                         | Direct Fringes                | 144,942 | 24,882  | 0       | 24,882  | 9,970   | 0      | 9,970   | 40.07  |
| 202-449.203-719.150                                         | Employer Pension              | 0       | 120,060 | 0       | 120,060 | 24,024  | 0      | 24,024  | 20.01  |
| 202-449.203-719.200                                         | Other Fringes                 | 51,658  | 51,658  | 0       | 51,658  | 30,133  | 0      | 30,133  | 58.33  |
| 202-449.203-728.000                                         | Supplies                      | 128,706 | 128,706 | 30,000  | 158,706 | 49,540  | 78,960 | 128,500 | 96.84  |
| 202-449.203-782.000                                         | Asphalt-Outside               | 9,000   | 9,000   | 5,000   | 14,000  | 4,757   | 4,243  | 9,000   | 100.00 |
| 202-449.203-863.500                                         | Vehicle & Equipment Intracity | 81,000  | 81,000  | 0       | 81,000  | 26,124  | 0      | 26,124  | 32.25  |
| 202-449.203-940.000                                         | Rentals                       | 28,000  | 28,000  | 0       | 26,000  | 10,260  | 11,783 | 22,073  | 84.59  |
| Total Dept 449.203-St Maint-Winter Maint-Major/Local-Act51  |                               | 678,503 | 678,503 | 55,000  | 733,503 | 249,878 | 94,987 | 344,862 | 50.63  |
| Dept 449.205-Street Maint - Dori Hwy - Act 51               |                               |         |         |         |         |         |        |         |        |
| 202-449.205-702.000                                         | Wages & Salaries              | 10,000  | 10,000  | 0       | 10,000  | 936     | 0      | 936     | 9.36   |
| 202-449.205-709.000                                         | Overtime                      | 4,000   | 4,000   | 0       | 4,000   | 294     | 0      | 294     | 7.34   |
| 202-449.205-719.100                                         | Direct Fringes                | 8,000   | 1,489   | 0       | 1,489   | 129     | 0      | 129     | 8.78   |
| 202-449.205-719.150                                         | Employer Pension              | 0       | 6,531   | 0       | 6,531   | 0       | 0      | 0       | 0.00   |
| 202-449.205-719.200                                         | Other Fringes                 | 4,000   | 4,000   | 0       | 4,000   | 2,333   | 0      | 2,333   | 58.33  |
| 202-449.205-728.000                                         | Supplies                      | 6,000   | 6,000   | 0       | 6,000   | 0       | 0      | 0       | 0.00   |
| 202-449.205-863.900                                         | Vehicle & Equipment Intracity | 6,100   | 6,100   | 0       | 6,100   | 1,509   | 0      | 1,509   | 24.71  |
| Total Dept 449.205-Street Maint - Dori Hwy - Act 51         |                               | 38,100  | 38,100  | 0       | 38,100  | 5,201   | 0      | 5,201   | 13.65  |
| Dept 449.206-Street Maint - Corunna - Act 51                |                               |         |         |         |         |         |        |         |        |
| 202-449.206-702.000                                         | Wages & Salaries              | 4,000   | 4,000   | 0       | 4,000   | 175     | 0      | 175     | 4.38   |
| 202-449.206-709.000                                         | Overtime                      | 1,000   | 1,000   | 0       | 1,000   | 150     | 0      | 150     | 14.95  |
| 202-449.206-719.100                                         | Direct Fringes                | 3,000   | 525     | 0       | 525     | 34      | 0      | 34      | 6.49   |
| 202-449.206-719.150                                         | Employer Pension              | 0       | 2,476   | 0       | 2,476   | 0       | 0      | 0       | 0.00   |
| 202-449.206-719.200                                         | Other Fringes                 | 1,500   | 1,500   | 0       | 1,500   | 875     | 0      | 875     | 58.33  |
| 202-449.206-728.000                                         | Supplies Intracity            | 2,500   | 2,500   | 0       | 2,500   | 0       | 0      | 0       | 0.00   |
| 202-449.206-863.900                                         | Vehicle & Equipment Intracity | 5,000   | 5,000   | 0       | 5,000   | 897     | 0      | 897     | 13.93  |
| Total Dept 449.206-Street Maint - Corunna - Act 51          |                               | 17,000  | 17,000  | 0       | 17,000  | 1,930   | 0      | 1,930   | 11.35  |
| Dept 449.210-Consumer Energy pavement break repair          |                               |         |         |         |         |         |        |         |        |
| 202-449.210-702.000                                         | Wages & Salaries              | 0       | 0       | 88      | 88      | 88      | 0      | 88      | 100.00 |
| 202-449.210-719.100                                         | Direct Fringes                | 0       | 0       | 9       | 9       | 9       | 0      | 9       | 100.00 |
| Total Dept 449.210-Consumer Energy pavement break repair    |                               | 0       | 0       | 95      | 95      | 95      | 0      | 95      | 100.00 |
| Dept 449.211-Water cut repairs - transportation             |                               |         |         |         |         |         |        |         |        |
| 202-449.211-702.000                                         | Wages & Salaries              | 29,046  | 29,046  | 0       | 29,046  | 19,760  | 0      | 19,760  | 68.03  |
| 202-449.211-719.100                                         | Direct Fringes                | 16,882  | 3,947   | 0       | 3,947   | 2,073   | 0      | 2,073   | 68.02  |
| 202-449.211-719.150                                         | Employer Pension              | 0       | 13,635  | 0       | 13,635  | 17,472  | 0      | 17,472  | 128.14 |
| 202-449.211-719.200                                         | Other Fringes                 | 8,066   | 8,066   | 0       | 8,066   | 4,705   | 0      | 4,705   | 58.33  |
| 202-449.211-728.000                                         | Supplies                      | 12,504  | 12,504  | 10,000  | 22,504  | 12,504  | 300    | 12,504  | 100.00 |
| 202-449.211-782.000                                         | Asphalt-Outside               | 5,000   | 5,000   | 0       | 5,000   | 969     | 2,081  | 3,000   | 60.00  |
| 202-449.211-863.900                                         | Vehicle & Equipment Intracity | 12,000  | 12,000  | 0       | 12,000  | 6,298   | 0      | 6,298   | 52.48  |
| Total Dept 449.211-Water cut repairs - transportation       |                               | 83,298  | 83,298  | 10,000  | 93,298  | 63,511  | 2,381  | 65,811  | 79.01  |



|                                                             |                                     |           |           |         |           |           |           |           |           |
|-------------------------------------------------------------|-------------------------------------|-----------|-----------|---------|-----------|-----------|-----------|-----------|-----------|
| Dept 449.213-50/50 Program                                  |                                     |           |           |         |           |           |           |           |           |
| 202-449.213-702.000                                         | Wages & Salaries                    | 45,707    | 45,707    | 0       | 45,707    | 16,101    | 0         | 16,101    | 35.23     |
| 202-449.213-719.100                                         | Direct Fringes                      | 22,889    | 4,765     | 0       | 4,795     | 1,154     | 0         | 1,154     | 24.08     |
| 202-449.213-719.150                                         | Employer Pension                    | 0         | 18,103    | 0       | 18,103    | 1,456     | 0         | 1,456     | 8.04      |
| 202-449.213-719.200                                         | Other Fringes                       | 8,208     | 8,208     | 0       | 8,208     | 4,787     | 0         | 4,787     | 58.33     |
| 202-449.213-725.000                                         | Supplies                            | 3,900     | 3,900     | 0       | 3,900     | 0         | 0         | 0         | 0.00      |
| 202-449.213-720.000                                         | Postage                             | 250       | 250       | 0       | 250       | 0         | 0         | 0         | 0.00      |
| 202-449.213-863.000                                         | Vehicle & Equipment Intracity       | 12,380    | 12,380    | 0       | 12,380    | 2,027     | 0         | 2,027     | 16.37     |
| 202-449.213-940.000                                         | Rentals                             | 7,800     | 7,800     | 0       | 7,800     | 0         | 0         | 0         | 0.00      |
| Total Dept 449.213-50/50 Program                            |                                     | 101,141   | 101,141   | 0       | 101,141   | 25,525    | 0         | 25,525    | 25.24     |
| Dept 906.100-Debt Service -Interest & fiscal charges        |                                     |           |           |         |           |           |           |           |           |
| 202-906.100-998.000                                         | Interest                            | 9,098     | 9,098     | 0       | 9,098     | 9,098     | 0         | 9,098     | 100.00    |
| Total Dept 906.100-Debt Service -Interest & fiscal charges  |                                     | 9,098     | 9,098     | 0       | 9,098     | 9,098     | 0         | 9,098     | 100.00    |
| Dept 906.150-Debt service - principal portion               |                                     |           |           |         |           |           |           |           |           |
| 202-906.150-992.000                                         | Principal                           | 109,524   | 109,524   | 0       | 109,524   | 109,522   | 0         | 109,522   | 100.00    |
| Total Dept 906.150-Debt service - principal portion         |                                     | 109,524   | 109,524   | 0       | 109,524   | 109,522   | 0         | 109,522   | 100.00    |
| TOTAL Expenditures                                          |                                     | 6,092,841 | 6,123,063 | 207,490 | 6,330,553 | 2,714,478 | 997,442   | 3,711,020 | 60.62     |
| Fund 202 - Major Street Fund:                               |                                     |           |           |         |           |           |           |           |           |
| TOTAL REVENUES                                              |                                     | 8,092,841 | 6,127,063 | 207,490 | 6,334,553 | 2,937,470 | 0         | 2,937,470 | 47.64     |
| TOTAL EXPENDITURES                                          |                                     | 6,092,841 | 6,123,063 | 207,490 | 6,330,553 | 2,714,478 | 997,442   | 3,711,020 | 60.62     |
| NET OF REVENUES & EXPENDITURES                              |                                     | 0         | 4,000     | 0       | 4,000     | 222,992   | (997,442) | (774,450) | 19,381.28 |
| Fund 283 - Local Street Fund                                |                                     |           |           |         |           |           |           |           |           |
| Revenues                                                    |                                     |           |           |         |           |           |           |           |           |
| Dept 000.000-Balance Sheet Activity                         |                                     |           |           |         |           |           |           |           |           |
| 203-000.000-699.999                                         | Budgetary F.B. Reserved for Encumbr | 17,592    | 30,038    | 94,895  | 124,933   | 0         | 0         | 0         | 0.00      |
| Total Dept 000.000-Balance Sheet Activity                   |                                     | 17,592    | 30,038    | 94,895  | 124,933   | 0         | 0         | 0         | 0.00      |
| Dept 000.300-General government                             |                                     |           |           |         |           |           |           |           |           |
| 203-000.300-546.000                                         | Gas & Weight Tax                    | 1,763,896 | 1,763,896 | 0       | 1,763,896 | 762,556   | 0         | 762,556   | 43.23     |
| Total Dept 000.300-General government                       |                                     | 1,763,896 | 1,763,896 | 0       | 1,763,896 | 762,556   | 0         | 762,556   | 43.23     |
| Dept 441.704-Transportation-Metro Act                       |                                     |           |           |         |           |           |           |           |           |
| 203-441.704-674.000                                         | Contributions                       | 390,000   | 390,000   | 0       | 390,000   | 0         | 0         | 0         | 0.00      |
| Total Dept 441.704-Transportation-Metro Act                 |                                     | 390,000   | 390,000   | 0       | 390,000   | 0         | 0         | 0         | 0.00      |
| Dept 443.200-Trans Engg-Routine Maint-Strts/Repairs         |                                     |           |           |         |           |           |           |           |           |
| 203-443.200-677.000                                         | Reimbursements                      | 0         | 0         | 0       | 0         | (8,387)   | 0         | (8,387)   | 100.00    |
| Total Dept 443.200-Trans Engg-Routine Maint-Strts/Repairs   |                                     | 0         | 0         | 0       | 0         | (8,387)   | 0         | (8,387)   | 100.00    |
| Dept 443.208-Build Michigan Program                         |                                     |           |           |         |           |           |           |           |           |
| 203-443.208-546.000                                         | Gas & Weight Tax                    | 63,876    | 63,876    | 0       | 63,876    | 26,610    | 0         | 26,610    | 41.68     |
| Total Dept 443.208-Build Michigan Program                   |                                     | 63,876    | 63,876    | 0       | 63,876    | 26,610    | 0         | 26,610    | 41.68     |
| Dept 449.201-St Maint-Routine Maint-Strts/Repairs-Act       |                                     |           |           |         |           |           |           |           |           |
| 203-449.201-677.000                                         | Reimbursements                      | 48,150    | 48,150    | 0       | 48,150    | 9,287     | 0         | 9,287     | 19.28     |
| Total Dept 449.201-St Maint-Routine Maint-Strts/Repairs-Act |                                     | 48,150    | 48,150    | 0       | 48,150    | 9,287     | 0         | 9,287     | 19.29     |
| Dept 449.210-Consumer Energy pavement break repair          |                                     |           |           |         |           |           |           |           |           |
| 203-449.210-677.000                                         | Reimbursements                      | 0         | 0         | 56,236  | 56,236    | 56,236    | 0         | 56,236    | 100.00    |
| Total Dept 449.210-Consumer Energy pavement break repair    |                                     | 0         | 0         | 56,236  | 56,236    | 56,236    | 0         | 56,236    | 100.00    |
| Dept 449.211-Water cul repairs - transportation             |                                     |           |           |         |           |           |           |           |           |
| 203-449.211-677.000                                         | Reimbursements-Intercity            | 125,000   | 125,000   | 8,500   | 131,500   | 0         | 0         | 0         | 0.00      |
| Total Dept 449.211-Water cul repairs - transportation       |                                     | 125,000   | 125,000   | 8,500   | 131,500   | 0         | 0         | 0         | 0.00      |
| Dept 449.213-50/50 Program                                  |                                     |           |           |         |           |           |           |           |           |
| 203-449.213-677.000                                         | Reimbursements                      | 22,500    | 22,500    | 0       | 22,500    | 0         | 0         | 0         | 0.00      |
| Total Dept 449.213-50/50 Program                            |                                     | 22,500    | 22,500    | 0       | 22,500    | 0         | 0         | 0         | 0.00      |
| TOTAL Revenues                                              |                                     | 2,431,014 | 2,443,460 | 157,631 | 2,601,091 | 846,302   | 0         | 846,302   | 34.64     |

## Expenditures

|                                                             |                                |         |         |        |         |         |         |         |
|-------------------------------------------------------------|--------------------------------|---------|---------|--------|---------|---------|---------|---------|
| Dept 442.100-Transportation Major And Local Streets         |                                |         |         |        |         |         |         |         |
| 203-442.100-702.000                                         | Wages & Salaries               | 84,564  | 86,369  | 0      | 88,369  | 58,625  | 0       | 58,625  |
| 203-442.100-719.100                                         | Direct Fringes                 | 35,431  | 9,060   | 0      | 9,060   | 6,150   | 0       | 6,150   |
| 203-442.100-719.150                                         | Employer Pension               | 0       | 33,547  | 0      | 33,547  | 40,058  | 0       | 40,058  |
| 203-442.100-719.200                                         | Other Fringes                  | 13,281  | 18,776  | 0      | 18,776  | 7,398   | 0       | 7,398   |
| 203-442.100-969.100                                         | Administrative service charges | 811,936 | 611,936 | 0      | 611,936 | 306,068 | 0       | 306,068 |
| Total Dept 442.100-Transportation Major And Local Streets   |                                | 745,242 | 757,688 | 0      | 757,688 | 418,197 | 0       | 418,197 |
| Dept 443.201-Traffic Engineering Service Maintenance        |                                |         |         |        |         |         |         |         |
| 203-443.201-702.000                                         | Wages & Salaries               | 105,653 | 105,853 | 0      | 105,653 | 40,318  | 0       | 40,318  |
| 203-443.201-709.000                                         | Overtime                       | 2,000   | 2,000   | 0      | 2,000   | 363     | 0       | 363     |
| 203-443.201-719.100                                         | Direct Fringes                 | 84,145  | 11,283  | 0      | 11,283  | 4,268   | 0       | 4,268   |
| 203-443.201-719.150                                         | Employer Pension               | 0       | 52,853  | 0      | 52,853  | 29,538  | 0       | 29,538  |
| 203-443.201-719.200                                         | Other Fringes                  | 29,864  | 20,864  | 0      | 20,864  | 17,420  | 0       | 17,420  |
| 203-443.201-726.000                                         | Supplies                       | 111,800 | 111,800 | 0      | 111,800 | 7,060   | 104,740 | 111,800 |
| 203-443.201-863.000                                         | Vehicle & Equipment Intracity  | 14,500  | 14,500  | 0      | 14,500  | 5,487   | 0       | 5,487   |
| Total Dept 443.201-Traffic Engineering Service Maintenance  |                                | 327,962 | 327,962 | 0      | 327,962 | 104,435 | 104,740 | 209,175 |
| Dept 449.200-St. maint - sidewalks-ACT51                    |                                |         |         |        |         |         |         |         |
| 203-449.200-702.000                                         | Wages & Salaries               | 29,619  | 29,619  | 0      | 29,619  | 18,604  | 0       | 18,604  |
| 203-449.200-719.100                                         | Direct Fringes                 | 16,970  | 3,107   | 0      | 3,107   | 1,763   | 0       | 1,763   |
| 203-449.200-719.150                                         | Employer Pension               | 0       | 13,863  | 0      | 13,863  | 10,469  | 0       | 10,469  |
| 203-449.200-719.200                                         | Other Fringes                  | 5,206   | 5,206   | 0      | 5,206   | 3,037   | 0       | 3,037   |
| 203-449.200-726.000                                         | Supplies                       | 8,820   | 8,820   | 0      | 8,820   | 2,985   | 16      | 3,000   |
| 203-449.200-863.000                                         | Vehicle & Equipment Intracity  | 12,350  | 12,350  | 0      | 12,350  | 5,649   | 0       | 5,649   |
| 203-449.200-940.000                                         | Rentals                        | 6,500   | 6,500   | 0      | 6,500   | 0       | 0       | 0       |
| Total Dept 449.200-St. maint - sidewalks-ACT51              |                                | 79,465  | 79,465  | 0      | 79,465  | 40,706  | 16      | 40,722  |
| Dept 449.201-St Maint-Routine Maint-Strts/Repairs-Act       |                                |         |         |        |         |         |         |         |
| 203-449.201-702.000                                         | Wages & Salaries               | 147,820 | 147,820 | 60,000 | 207,820 | 145,412 | 0       | 145,412 |
| 203-449.201-709.000                                         | Overtime                       | 15,000  | 15,000  | 16,500 | 31,500  | 21,416  | 0       | 21,416  |
| 203-449.201-719.100                                         | Direct Fringes                 | 113,948 | 17,080  | 0      | 17,080  | 17,500  | 0       | 17,500  |
| 203-449.201-719.150                                         | Employer Pension               | 0       | 98,868  | 0      | 98,868  | 115,454 | 0       | 115,454 |
| 203-449.201-719.200                                         | Other Fringes                  | 35,453  | 35,453  | 0      | 35,453  | 20,641  | 0       | 20,641  |
| 203-449.201-726.000                                         | Supplies                       | 106,250 | 106,250 | 0      | 106,250 | 10,231  | 4,912   | 15,143  |
| 203-449.201-782.000                                         | Asphalt-Outside                | 104,064 | 104,064 | 0      | 104,064 | 17,409  | 62,648  | 100,057 |
| 203-449.201-863.000                                         | Vehicle & Equipment Intracity  | 42,000  | 42,000  | 23,000 | 65,000  | 52,608  | 0       | 62,608  |
| Total Dept 449.201-St Maint-Routine Maint-Strts/Repairs-Act |                                | 564,535 | 564,535 | 99,500 | 664,035 | 400,689 | 67,560  | 488,220 |
| Dept 449.203-St Maint-Winter Maint-Major/Local-Act51        |                                |         |         |        |         |         |         |         |
| 203-449.203-702.000                                         | Wages & Salaries               | 122,978 | 122,978 | 0      | 122,978 | 16,695  | 0       | 16,695  |
| 203-449.203-709.000                                         | Overtime                       | 5,000   | 5,000   | 20,000 | 25,000  | 12,135  | 0       | 12,135  |
| 203-449.203-719.100                                         | Direct Fringes                 | 103,519 | 13,425  | 0      | 13,425  | 3,024   | 0       | 3,024   |
| 203-449.203-719.150                                         | Employer Pension               | 0       | 90,094  | 0      | 90,094  | 2,991   | 0       | 2,991   |
| 203-449.203-719.200                                         | Other Fringes                  | 34,391  | 34,391  | 0      | 34,391  | 20,061  | 0       | 20,061  |
| 203-449.203-726.000                                         | Supplies                       | 135,114 | 135,114 | 30,000 | 165,114 | 58,812  | 78,188  | 135,000 |
| 203-449.203-782.000                                         | Asphalt-Outside                | 9,000   | 9,000   | 0      | 9,000   | 0       | 9,000   | 9,000   |
| 203-449.203-863.000                                         | Vehicle & Equipment Intracity  | 64,800  | 64,800  | 0      | 64,800  | 1,241   | 0       | 1,241   |
| Total Dept 449.203-St Maint-Winter Maint-Major/Local-Act51  |                                | 474,802 | 474,802 | 60,000 | 534,802 | 112,960 | 87,188  | 209,148 |
| Dept 449.210-Consumer Energy pavement break repair          |                                |         |         |        |         |         |         |         |
| 203-449.210-702.000                                         | Wages & Salaries               | 0       | 0       | 1,476  | 1,476   | 1,475   | 0       | 1,475   |
| 203-449.210-719.100                                         | Direct Fringes                 | 0       | 0       | 155    | 155     | 155     | 0       | 155     |
| Total Dept 449.210-Consumer Energy pavement break repair    |                                | 0       | 0       | 1,631  | 1,631   | 1,630   | 0       | 1,630   |
| Dept 449.211-Water cut repairs - transportation             |                                |         |         |        |         |         |         |         |
| 203-449.211-702.000                                         | Wages & Salaries               | 51,436  | 51,436  | 0      | 51,436  | 21,370  | 0       | 21,370  |
| 203-449.211-719.100                                         | Direct Fringes                 | 31,174  | 5,396   | 0      | 5,396   | 2,242   | 0       | 2,242   |
| 203-449.211-719.150                                         | Employer Pension               | 0       | 26,778  | 0      | 26,778  | 17,673  | 0       | 17,673  |
| 203-449.211-719.200                                         | Other Fringes                  | 15,058  | 15,058  | 0      | 15,058  | 8,763   | 0       | 8,763   |
| 203-449.211-726.000                                         | Supplies                       | 11,000  | 11,000  | 0      | 11,000  | 4,327   | 673     | 5,000   |
| 203-449.211-782.000                                         | Asphalt-Outside                | 10,000  | 10,000  | 3,000  | 13,000  | 6,068   | 1,912   | 8,000   |
| 203-449.211-863.000                                         | Vehicle & Equipment Intracity  | 11,400  | 11,400  | 3,500  | 14,900  | 7,493   | 0       | 7,493   |
| Total Dept 449.211-Water cut repairs - transportation       |                                | 130,068 | 130,068 | 6,500  | 136,568 | 67,576  | 2,685   | 70,461  |

|                                                     |                                        |           |           |         |           |           |           |           |
|-----------------------------------------------------|----------------------------------------|-----------|-----------|---------|-----------|-----------|-----------|-----------|
| Dept 449.213-50/50 Program                          |                                        |           |           |         |           |           |           |           |
| 203-449.213-702.000                                 | Wages & Salaries                       | 45,707    | 45,707    | 0       | 45,707    | 11,606    | 0         | 11,606    |
| 203-449.213-718.100                                 | Direct Fringes                         | 22,898    | 4,765     | 0       | 4,795     | 1,217     | 0         | 1,217     |
| 203-449.213-718.150                                 | Employer Pension                       | 0         | 18,103    | 0       | 18,103    | 7,478     | 0         | 7,478     |
| 203-449.213-719.200                                 | Other Fringes                          | 8,208     | 8,206     | 0       | 8,206     | 4,787     | 0         | 4,787     |
| 203-449.213-726.000                                 | Supplies                               | 11,700    | 11,700    | 0       | 11,700    | 0         | 0         | 0         |
| 203-449.213-728.000                                 | Postage                                | 250       | 250       | 0       | 250       | 0         | 0         | 0         |
| 203-449.213-863.000                                 | Vehicle & Equipment Intracity          | 12,380    | 12,380    | 0       | 12,380    | 1,848     | 0         | 1,848     |
| 203-449.213-940.000                                 | Rentals                                | 7,800     | 7,800     | 0       | 7,800     | 0         | 0         | 0         |
| Total Dept 449.213-50/50 Program                    |                                        | 108,941   | 108,941   | 0       | 108,941   | 27,036    | 0         | 27,036    |
| TOTAL Expenditures                                  |                                        | 2,431,014 | 2,443,460 | 157,631 | 2,601,091 | 1,173,509 | 282,089   | 1,455,598 |
| Fund 203 - Local Street Fund:                       |                                        |           |           |         |           |           |           |           |
| TOTAL REVENUES                                      |                                        | 2,431,014 | 2,443,460 | 157,631 | 2,601,091 | 846,302   | 0         | 846,302   |
| TOTAL EXPENDITURES                                  |                                        | 2,431,014 | 2,443,460 | 157,631 | 2,601,091 | 1,173,509 | 282,089   | 1,455,598 |
| NET OF REVENUES & EXPENDITURES                      |                                        | 0         | 0         | 0       | 0         | (327,207) | (282,089) | (609,295) |
| Fund 246 - COF - EDA Revolving loan fund            |                                        |           |           |         |           |           |           |           |
| Revenues                                            |                                        |           |           |         |           |           |           |           |
| Dept 731.201-Edo-City/Edo Revolving Loan Fund       |                                        |           |           |         |           |           |           |           |
| 246-731.201-664.200                                 | Interest Income/Loans                  | 0         | 0         | 5,430   | 5,430     | 4,209     | 0         | 4,209     |
| 246-731.201-665.000                                 | Interest Earned On Bank Ckg &          | 0         | 0         | 300     | 300       | 107       | 0         | 107       |
| 246-731.201-671.400                                 | City RIF-Principal Repayments          | 0         | 0         | 8,474   | 8,474     | 3,736     | 0         | 3,736     |
| 246-731.201-699.998                                 | Budgetary Fund Balance                 | 0         | 0         | 58,962  | 58,962    | 0         | 0         | 0         |
| Total Dept 731.201-Edo-City/Edo Revolving Loan Fund |                                        | 0         | 0         | 69,166  | 69,166    | 8,052     | 0         | 8,052     |
| Dept 731.203-Edo-City Reviv Fund - Indust/Mfg       |                                        |           |           |         |           |           |           |           |
| 246-731.203-664.200                                 | Interest Income/Loans                  | 0         | 0         | 7,929   | 7,929     | 4,548     | 0         | 4,548     |
| 246-731.203-665.000                                 | Interest Earned On Bank Ckg &          | 0         | 0         | 380     | 380       | 151       | 0         | 151       |
| 246-731.203-671.400                                 | City RIF-Principal Repayments          | 0         | 0         | 21,287  | 21,287    | 11,614    | 0         | 11,614    |
| 246-731.203-699.998                                 | Budgetary Fund Balance                 | 0         | 0         | 187,952 | 187,952   | 0         | 0         | 0         |
| Total Dept 731.203-Edo-City Reviv Fund - Indust/Mfg |                                        | 0         | 0         | 217,568 | 217,568   | 16,310    | 0         | 16,310    |
| Dept 731.204-EDC - COBG REVOLVING LOAN FUND         |                                        |           |           |         |           |           |           |           |
| 246-731.204-684.200                                 | Interest Income/Loans                  | 0         | 0         | 0       | 0         | 1,818     | 0         | 1,818     |
| 246-731.204-665.000                                 | Interest Earned On Bank Ckg &          | 0         | 0         | 0       | 0         | 60        | 0         | 60        |
| Total Dept 731.204-EDC - COBG REVOLVING LOAN FUND   |                                        | 0         | 0         | 0       | 0         | 1,878     | 0         | 1,878     |
| TOTAL Revenues                                      |                                        | 0         | 0         | 286,674 | 286,674   | 26,040    | 0         | 26,040    |
| Expenditures                                        |                                        |           |           |         |           |           |           |           |
| Dept 731.201-Edo-City/Edo Revolving Loan Fund       |                                        |           |           |         |           |           |           |           |
| 246-731.201-801.900                                 | Professional Service Intracity         | 0         | 0         | 2,865   | 2,865     | 2,158     | 0         | 2,158     |
| 246-731.201-958.900                                 | Investment - Loans                     | 0         | 0         | 68,301  | 68,301    | 0         | 0         | 0         |
| Total Dept 731.201-Edo-City/Edo Revolving Loan Fund |                                        | 0         | 0         | 69,166  | 69,166    | 2,158     | 0         | 2,158     |
| Dept 731.203-Edo-City Reviv Fund - Indust/Mfg       |                                        |           |           |         |           |           |           |           |
| 246-731.203-801.900                                 | Professional Service Intracity         | 0         | 0         | 4,144   | 4,144     | 2,348     | 0         | 2,348     |
| 246-731.203-958.600                                 | Investment - Loans                     | 0         | 0         | 213,384 | 213,384   | 0         | 0         | 0         |
| Total Dept 731.203-Edo-City Reviv Fund - Indust/Mfg |                                        | 0         | 0         | 217,528 | 217,528   | 2,348     | 0         | 2,348     |
| TOTAL Expenditures                                  |                                        | 0         | 0         | 286,674 | 286,674   | 4,506     | 0         | 4,506     |
| Fund 246 - COF - EDA Revolving loan fund:           |                                        |           |           |         |           |           |           |           |
| TOTAL REVENUES                                      |                                        | 0         | 0         | 286,674 | 286,674   | 26,040    | 0         | 26,040    |
| TOTAL EXPENDITURES                                  |                                        | 0         | 0         | 286,674 | 286,674   | 4,506     | 0         | 4,506     |
| NET OF REVENUES & EXPENDITURES                      |                                        | 0         | 0         | 0       | 0         | 21,533    | 0         | 21,533    |
| Fund 590 - Sewer Fund                               |                                        |           |           |         |           |           |           |           |
| Revenues                                            |                                        |           |           |         |           |           |           |           |
| Dept 000.000-Balance Sheet Activity                 |                                        |           |           |         |           |           |           |           |
| 590-000.000-699.999                                 | Budgetary F.B. Reserved for Encumbranc | 0         | 10,872    | 0       | 10,872    | 0         | 0         | 0         |
| Total Dept 000.000-Balance Sheet Activity           |                                        | 0         | 10,872    | 0       | 10,872    | 0         | 0         | 0         |
| Dept 000.300-General government                     |                                        |           |           |         |           |           |           |           |
| 590-000.300-684.000                                 | Interest                               | 10,000    | 10,000    | 0       | 10,000    | 0         | 0         | 0         |
| Total Dept 000.300-General government               |                                        | 10,000    | 10,000    | 0       | 10,000    | 0         | 0         | 0         |

|                                                     |                                    |            |            |             |            |            |        |            |        |
|-----------------------------------------------------|------------------------------------|------------|------------|-------------|------------|------------|--------|------------|--------|
| Dept 536.101-Utilities - Sewer Administration       |                                    |            |            |             |            |            |        |            |        |
| 590-536.101-455.000                                 | Bus.Licences & Permits - Utilities | 21,872     | 21,872     | 0           | 21,872     | 18,842     | 0      | 18,842     | 89.00  |
| 590-536.101-627.000                                 | Sewage Charges                     | 31,512,525 | 31,512,525 | 0           | 31,512,525 | 18,297,422 | 0      | 18,297,422 | 51.72  |
| 590-536.101-857.100                                 | Forfeited Discount - Utilities     | 350,000    | 350,000    | 0           | 350,000    | 382,467    | 0      | 382,467    | 109.28 |
| Total Dept 536.101-Utilities - Sewer Administration |                                    | 31,884,397 | 31,884,397 | 0           | 31,884,397 | 18,696,531 | 0      | 18,696,531 | 62.38  |
| Dept 550.100-Wpc Operations                         |                                    |            |            |             |            |            |        |            |        |
| 590-550.100-648.000                                 | Scrap Sales                        | 20,000     | 20,000     | 0           | 20,000     | 15,190     | 0      | 15,190     | 75.95  |
| Total Dept 550.100-Wpc Operations                   |                                    | 20,000     | 20,000     | 0           | 20,000     | 15,190     | 0      | 15,190     | 75.95  |
| Dept 550.200-Wpc-Third Ave Pump Station             |                                    |            |            |             |            |            |        |            |        |
| 590-550.200-696.000                                 | Discounts Earned                   | 2,000      | 2,000      | 0           | 2,000      | 0          | 0      | 0          | 0.00   |
| Total Dept 550.200-Wpc-Third Ave Pump Station       |                                    | 2,000      | 2,000      | 0           | 2,000      | 0          | 0      | 0          | 0.00   |
| Dept 550.201-Wpc-Industrial Pretreatment            |                                    |            |            |             |            |            |        |            |        |
| 590-550.201-455.000                                 | Bus.Licences & Permits - Utilities | 2,000      | 2,000      | 0           | 2,000      | 10,424     | 0      | 10,424     | 621.22 |
| Total Dept 550.201-Wpc-Industrial Pretreatment      |                                    | 2,000      | 2,000      | 0           | 2,000      | 10,424     | 0      | 10,424     | 621.22 |
| TOTAL Revenues                                      |                                    | 31,918,397 | 31,929,289 | 0           | 31,929,289 | 18,725,145 | 0      | 18,725,145 | 52.38  |
| Expenditures                                        |                                    |            |            |             |            |            |        |            |        |
| Dept 233.100-Purchasing                             |                                    |            |            |             |            |            |        |            |        |
| 590-233.100-702.000                                 | Wages & Salaries                   | 26,529     | 26,529     | 0           | 26,529     | 14,760     | 0      | 14,760     | 55.84  |
| 590-233.100-719.100                                 | Direct Fringes                     | 15,369     | 2,783      | 0           | 2,783      | 1,548      | 0      | 1,548      | 55.84  |
| 590-233.100-719.150                                 | Employer Pension                   | 0          | 12,586     | 0           | 12,586     | 6,989      | 0      | 6,989      | 55.53  |
| 590-233.100-719.200                                 | Other Fringes                      | 6,990      | 6,990      | 0           | 6,990      | 4,078      | 0      | 4,078      | 59.33  |
| Total Dept 233.100-Purchasing                       |                                    | 48,888     | 48,888     | 0           | 48,888     | 27,374     | 0      | 27,374     | 55.99  |
| Dept 536.101-Utilities - Sewer Administration       |                                    |            |            |             |            |            |        |            |        |
| 590-536.101-702.000                                 | Wages & Salaries                   | 133,738    | 134,066    | 35,930      | 170,016    | 70,295     | 0      | 70,295     | 52.43  |
| 590-536.101-709.000                                 | Overtime                           | 1,000      | 1,000      | 0           | 1,000      | 21         | 0      | 21         | 2.14   |
| 590-536.101-719.100                                 | Direct Fringes                     | 41,644     | 14,171     | 7,019       | 21,190     | 7,376      | 0      | 7,376      | 52.05  |
| 590-536.101-719.150                                 | Employer Pension                   | 0          | 34,601     | 105,274     | 139,775    | 27,955     | 0      | 27,955     | 81.03  |
| 590-536.101-719.200                                 | Other Fringes                      | 17,475     | 20,970     | 48,930      | 69,900     | 10,194     | 0      | 10,194     | 48.61  |
| 590-536.101-719.350                                 | Retiree Healthcare Benefit         | 5,000,000  | 5,000,000  | (5,000,000) | 0          | 0          | 0      | 0          | 0.00   |
| 590-536.101-728.000                                 | Supplies                           | 100        | 100        | 0           | 100        | 0          | 0      | 0          | 0.00   |
| 590-536.101-729.000                                 | Postage                            | 200        | 200        | 0           | 200        | 0          | 0      | 0          | 0.00   |
| 590-536.101-730.000                                 | Newspapers, Prof Dues And Pub      | 100        | 100        | 0           | 100        | 0          | 0      | 0          | 0.00   |
| 590-536.101-730.500                                 | Compliance Permit Fees             | 75,000     | 75,000     | 0           | 75,000     | 0          | 0      | 0          | 0.00   |
| 590-536.101-801.000                                 | Professional Service               | 702,903    | 702,903    | 0           | 702,903    | 83,647     | 58,998 | 143,644    | 20.44  |
| 590-536.101-808.000                                 | Street Division Service            | 1,000      | 1,000      | 0           | 1,000      | 0          | 0      | 0          | 0.00   |
| 590-536.101-881.000                                 | Mileage Reimbursement              | 2,000      | 2,000      | (2,000)     | 0          | 0          | 0      | 0          | 0.00   |
| 590-536.101-863.900                                 | Vehicle & Equipment Introcity      | 2,500      | 2,500      | 0           | 2,500      | 0          | 0      | 0          | 0.00   |
| 590-536.101-957.100                                 | Charges In Lieu Of Tax             | 1,218,300  | 1,218,300  | 0           | 1,218,300  | 1,218,300  | 0      | 1,218,300  | 100.00 |
| 590-536.101-958.000                                 | Education, Training, & Confer      | 2,000      | 2,000      | (1,300)     | 700        | 0          | 0      | 0          | 0.00   |
| 590-536.101-968.000                                 | Deprec/Deprec Equip Replace        | 4,000,000  | 4,000,000  | 0           | 4,000,000  | 0          | 0      | 0          | 0.00   |
| 590-536.101-969.100                                 | Cost Alloc Plan-Expense            | 5,038,744  | 5,038,744  | 0           | 5,038,744  | 2,519,372  | 0      | 2,519,372  | 50.00  |
| 590-536.101-977.000                                 | Equipment                          | 11,000     | 11,000     | (10,000)    | 1,000      | 0          | 0      | 0          | 0.00   |
| Total Dept 536.101-Utilities - Sewer Administration |                                    | 16,247,702 | 16,258,574 | (4,816,147) | 11,442,427 | 3,937,161  | 58,998 | 3,997,157  | 24.58  |
| Dept 536.714-MDEQ S2-Grant - Utilities              |                                    |            |            |             |            |            |        |            |        |
| 590-536.714-801.000                                 | Professional Service               | 0          | 0          | 0           | 0          | 88,651     | 2,469  | 69,119     | 100.00 |
| Total Dept 536.714-MDEQ S2-Grant - Utilities        |                                    | 0          | 0          | 0           | 0          | 88,651     | 2,469  | 69,119     | 100.00 |

Dept 540.100-Water Service Center Management

|                                                    |                               |           |           |         |           |         |         |         |        |
|----------------------------------------------------|-------------------------------|-----------|-----------|---------|-----------|---------|---------|---------|--------|
| 590-540.100-702.000                                | Wages & Salaries              | 104,939   | 104,939   | 22,062  | 127,001   | 67,768  | 0       | 67,768  | 64.58  |
| 590-540.100-709.000                                | Overtime                      | 1,849     | 1,849     | 162     | 2,001     | 489     | 0       | 489     | 25.39  |
| 590-540.100-719.100                                | Direct Fringes                | 61,414    | 11,202    | 2,120   | 13,322    | 7,158   | 0       | 7,158   | 63.90  |
| 590-540.100-719.150                                | Employer Pension              | 0         | 50,212    | 19,676  | 69,888    | 20,966  | 0       | 20,966  | 41.76  |
| 590-540.100-719.200                                | Other Fringes                 | 27,960    | 27,960    | 0,690   | 34,950    | 16,310  | 0       | 16,310  | 58.33  |
| 590-540.100-728.000                                | Supplies                      | 2,000     | 2,000     | 0       | 2,000     | 617     | 883     | 1,500   | 75.00  |
| 590-540.100-730.000                                | Newspapers, Prof Dues And Pub | 200       | 200       | 0       | 200       | 0       | 0       | 0       | 0.00   |
| 590-540.100-751.900                                | Gas, Oil Fuel-Intracity       | 1,000     | 0         | 0       | 0         | 0       | 0       | 0       | 0.00   |
| 590-540.100-758.000                                | Uniforms                      | 0         | 0         | 0       | (250)     | 0       | 0       | (250)   | 100.00 |
| 590-540.100-801.000                                | Professional Service          | 2,000,000 | 1,945,000 | 0       | 1,945,000 | 135,725 | 99,367  | 235,093 | 12.09  |
| 590-540.100-823.000                                | Copying Services              | 600       | 600       | 0       | 600       | 227     | 0       | 227     | 37.87  |
| 590-540.100-850.000                                | Communications                | 6,500     | 6,500     | 0       | 6,500     | 3,067   | 688     | 3,755   | 57.77  |
| 590-540.100-863.900                                | Vehicle & Equipment Intracity | 0         | 0         | 456,985 | 456,985   | 0       | 0       | 0       | 0.00   |
| 590-540.100-900.000                                | Printing & Publishing         | 1,700     | 1,700     | (700)   | 1,000     | 160     | 0       | 160     | 9.43   |
| 590-540.100-920.900                                | Intracity Utilities-Wtr/Sewer | 23,000    | 23,000    | 0       | 23,000    | 16,357  | 0       | 16,357  | 71.12  |
| 590-540.100-930.000                                | Repairs And Maintenance       | 5,000     | 5,000     | 0       | 5,000     | 0       | 1,250   | 1,250   | 25.00  |
| 590-540.100-958.000                                | Education, Training, & Confer | 5,000     | 5,000     | 3,000   | 8,000     | 6,900   | 0       | 6,900   | 138.00 |
| 590-540.100-976.000                                | Building Additions & Improve  | 15,000    | 15,000    | 0       | 15,000    | 1,494   | 1,214   | 2,708   | 18.05  |
| 590-540.100-977.000                                | Equipment                     | 3,000     | 3,000     | 0       | 3,000     | 0       | 0       | 0       | 0.00   |
| Total Dept 540.100-Water Service Center Management |                               | 2,259,161 | 2,203,161 | 510,285 | 2,713,446 | 276,680 | 103,382 | 380,368 | 77.26  |

Dept 540.207-Wsc-Meter Reading - Sewer

|                                              |                               |         |         |           |         |         |       |         |        |
|----------------------------------------------|-------------------------------|---------|---------|-----------|---------|---------|-------|---------|--------|
| 590-540.207-702.000                          | Wages & Salaries              | 286,960 | 288,960 | (119,635) | 167,325 | 102,131 | 0     | 102,131 | 35.59  |
| 590-540.207-709.000                          | Overtime                      | 20,000  | 20,000  | 80,000    | 100,000 | 633     | 0     | 633     | 3.17   |
| 590-540.207-719.100                          | Direct Fringes                | 140,849 | 32,200  | (14,648)  | 17,552  | 10,780  | 0     | 10,780  | 33.48  |
| 590-540.207-719.150                          | Employer Pension              | 0       | 108,648 | 3,172     | 111,820 | 62,669  | 0     | 62,669  | 57.89  |
| 590-540.207-719.200                          | Other Fringes                 | 62,910  | 62,910  | (6,990)   | 55,920  | 38,698  | 0     | 38,698  | 58.33  |
| 590-540.207-728.000                          | Supplies                      | 250,000 | 245,000 | 0         | 245,000 | 57,509  | 441   | 57,950  | 23.65  |
| 590-540.207-751.900                          | Gas, Oil Fuel-Intracity       | 4,500   | 0       | 0         | 0       | 0       | 0     | 0       | 0.00   |
| 590-540.207-758.000                          | Uniforms                      | 2,000   | 2,000   | 0         | 2,000   | 1,635   | 365   | 2,000   | 100.00 |
| 590-540.207-863.900                          | Vehicle & Equipment Charges   | 1,000   | 0       | 0         | 0       | 0       | 0     | 0       | 0.00   |
| 590-540.207-863.900                          | Vehicle & Equipment Intracity | 25,000  | 14,500  | (14,500)  | 0       | 0       | 0     | 0       | 0.00   |
| 590-540.207-930.000                          | Repairs And Maintenance       | 1,000   | 1,000   | 0         | 1,000   | 108     | 544   | 650     | 65.00  |
| 590-540.207-958.000                          | Education, Training, & Confer | 20,000  | 0       | 0         | 0       | 0       | 0     | 0       | 0.00   |
| 590-540.207-977.000                          | Equipment                     | 0       | 20,000  | (20,000)  | 0       | 1,800   | 989   | 2,789   | 13.95  |
| Total Dept 540.207-Wsc-Meter Reading - Sewer |                               | 814,219 | 793,219 | (92,601)  | 700,618 | 274,190 | 2,340 | 276,530 | 34.86  |

Dept 540.208-Wsc-Sewer Maint./Construction

|                                                  |                               |           |           |           |           |           |         |           |       |
|--------------------------------------------------|-------------------------------|-----------|-----------|-----------|-----------|-----------|---------|-----------|-------|
| 590-540.208-702.000                              | Wages & Salaries              | 992,617   | 992,617   | 0         | 992,617   | 447,541   | 0       | 447,541   | 45.09 |
| 590-540.208-709.000                              | Overtime                      | 163,000   | 163,000   | 0         | 163,000   | 28,241    | 0       | 28,241    | 16.10 |
| 590-540.208-719.100                              | Direct Fringes                | 775,048   | 121,224   | (17,099)  | 104,125   | 49,700    | 0       | 49,700    | 41.00 |
| 590-540.208-719.150                              | Employer Pension              | 0         | 653,821   | 17,099    | 670,920   | 391,370   | 0       | 391,370   | 59.88 |
| 590-540.208-719.200                              | Other Fringes                 | 335,520   | 335,520   | 0         | 335,520   | 195,720   | 0       | 195,720   | 58.33 |
| 590-540.208-726.000                              | Supplies                      | 250,000   | 245,000   | 0         | 245,000   | 51,728    | 122,082 | 173,811   | 70.94 |
| 590-540.208-751.900                              | Gas, Oil Fuel-Intracity       | 100,000   | 0         | 0         | 0         | 0         | 0       | 0         | 0.00  |
| 590-540.208-758.000                              | Uniforms                      | 10,700    | 20,700    | 0         | 20,700    | 8,167     | 3,778   | 11,943    | 57.79 |
| 590-540.208-782.000                              | Asphalt-Outside               | 40,000    | 35,500    | 0         | 35,500    | 4,980     | 10,020  | 15,000    | 42.25 |
| 590-540.208-850.000                              | Communications                | 600       | 0         | 0         | 0         | 0         | 0       | 0         | 0.00  |
| 590-540.208-863.900                              | Vehicle & Equipment Charges   | 30,000    | 97,000    | 0         | 67,000    | 30,740    | 47,058  | 77,800    | 60.21 |
| 590-540.208-863.900                              | Vehicle & Equipment Intracity | 250,000   | 350,000   | (350,000) | 0         | 232,140   | 0       | 232,140   | 60.33 |
| 590-540.208-930.000                              | Repairs And Maintenance       | 10,000    | 21,600    | (21,600)  | 0         | 117       | 1,883   | 2,000     | 9.25  |
| 590-540.208-940.000                              | Rentals                       | 6,500     | 5,500     | (4,500)   | 1,000     | 0         | 700     | 700       | 12.73 |
| 590-540.208-958.000                              | Education, Training, & Confer | 800       | 800       | 0         | 800       | 0         | 0       | 0         | 0.00  |
| 590-540.208-976.000                              | Building Additions & Improve  | 2,000     | 6,500     | (4,500)   | 2,000     | 0         | 0       | 0         | 0.00  |
| 590-540.208-977.000                              | Equipment                     | 50,000    | 45,000    | (10,000)  | 35,000    | 0         | 0       | 0         | 0.00  |
| 590-540.208-977.500                              | Vehicle                       | 480,000   | 480,000   | (480,000) | 0         | 0         | (5)     | (5)       | 0.00  |
| Total Dept 540.208-Wsc-Sewer Maint./Construction |                               | 3,496,783 | 3,673,783 | (670,000) | 2,703,783 | 1,458,445 | 165,515 | 1,623,960 | 45.44 |

|                                               |                                 |           |           |          |           |           |         |           |        |
|-----------------------------------------------|---------------------------------|-----------|-----------|----------|-----------|-----------|---------|-----------|--------|
| Dept 550.100-Wpc Operations                   |                                 |           |           |          |           |           |         |           |        |
| 590-550.100-702.000                           | Wages & Salaries                | 1,126,079 | 1,126,079 | 0        | 1,126,079 | 678,216   | 0       | 678,216   | 60.23  |
| 590-550.100-709.000                           | Overtime                        | 346,617   | 346,617   | 0        | 346,617   | 232,407   | 0       | 232,407   | 67.05  |
| 590-550.100-719.100                           | Direct Fringes                  | 733,138   | 164,488   | (38,360) | 110,128   | 85,524    | 0       | 85,524    | 61.83  |
| 590-550.100-719.150                           | Employer Pension                | 0         | 578,650   | 38,360   | 615,010   | 321,483   | 0       | 321,483   | 55.56  |
| 590-550.100-719.200                           | Other Fringes                   | 307,560   | 307,560   | 0        | 307,560   | 179,410   | 0       | 179,410   | 58.33  |
| 590-550.100-726.000                           | Supplies                        | 8,100     | 8,100     | 0        | 8,100     | 931       | 4,703   | 5,634     | 69.55  |
| 590-550.100-729.000                           | Postage                         | 2,000     | 2,000     | (1,000)  | 1,000     | 502       | 0       | 502       | 25.11  |
| 590-550.100-730.000                           | Newspapers, Prof Dues And Pub   | 1,500     | 1,500     | (500)    | 1,000     | 181       | 0       | 181       | 10.73  |
| 590-550.100-730.500                           | Compliance Permit Fees          | 33,100    | 33,100    | 0        | 33,100    | 20,435    | 0       | 20,435    | 61.74  |
| 590-550.100-731.000                           | Subscriptions & Publications    | 500       | 500       | 0        | 500       | 0         | 0       | 0         | 0.00   |
| 590-550.100-740.200                           | Laboratory Supplies             | 28,750    | 28,750    | 0        | 28,750    | 7,659     | 21,181  | 28,750    | 100.00 |
| 590-550.100-758.000                           | Treatment Chemicals             | 281,000   | 281,000   | 0        | 281,000   | 84,552    | 192,636 | 257,188   | 98.64  |
| 590-550.100-801.000                           | Uniforms                        | 24,600    | 24,600    | 0        | 24,600    | 4,146     | 9,909   | 14,056    | 57.13  |
| 590-550.100-814.500                           | Professional Service            | 240,000   | 240,000   | 0        | 240,000   | 55,853    | 89,220  | 144,873   | 80.36  |
| 590-550.100-850.000                           | Computer Software               | 20,200    | 20,200    | 0        | 20,200    | 13,135    | 4,005   | 17,140    | 84.85  |
| 590-550.100-900.000                           | Communications                  | 33,000    | 33,000    | 0        | 33,000    | 8,912     | 0       | 8,912     | 27.01  |
| 590-550.100-920.200                           | Printing & Publishing           | 1,400     | 1,400     | 0        | 1,400     | 0         | 0       | 0         | 0.00   |
| 590-550.100-920.300                           | Gas                             | 450,000   | 450,000   | 0        | 450,000   | 230,470   | 0       | 230,470   | 51.22  |
| 590-550.100-920.400                           | Power                           | 1,220,000 | 1,220,000 | 0        | 1,220,000 | 628,451   | 0       | 628,451   | 51.51  |
| 590-550.100-920.900                           | Power - Swedish bio-gas payment | 100,000   | 100,000   | 0        | 100,000   | 9,827     | 42,581  | 52,418    | 52.42  |
| 590-550.100-930.000                           | Intracity Utilities-Wtr/Sewer   | 174,000   | 174,000   | 0        | 174,000   | 110,389   | 0       | 110,389   | 63.44  |
| 590-550.100-930.000                           | Repairs And Maintenance         | 3,700     | 3,700     | 0        | 3,700     | 1,590     | 1,454   | 3,050     | 82.43  |
| 590-550.100-940.000                           | Rentals                         | 3,500     | 3,500     | 0        | 3,500     | 882       | 2,608   | 3,500     | 100.00 |
| 590-550.100-958.000                           | Education, Training, & Confer   | 28,000    | 28,000    | 0        | 28,000    | 408       | 1,000   | 1,408     | 5.42   |
| 590-550.100-958.500                           | Tuition Reimbursement           | 800       | 800       | 0        | 800       | 0         | 0       | 0         | 0.00   |
| 590-550.100-976.000                           | Building Additions & Improve    | 17,000    | 17,000    | 0        | 17,000    | 2,000     | 2,200   | 4,200     | 24.71  |
| 590-550.100-977.000                           | Equipment                       | 15,000    | 15,000    | 0        | 15,000    | 0         | 0       | 0         | 0.00   |
| Total Dept 550.100-Wpc Operations             |                                 | 5,177,642 | 5,177,542 | (1,500)  | 5,178,042 | 2,687,060 | 371,515 | 3,038,576 | 58.69  |
| Dept 550.200-Wpc-Third Ave Pump Station       |                                 |           |           |          |           |           |         |           |        |
| 590-550.200-702.000                           | Wages & Salaries                | 178,119   | 178,119   | 0        | 178,119   | 80,185    | 0       | 80,185    | 45.53  |
| 590-550.200-709.000                           | Overtime                        | 46,880    | 46,880    | 0        | 46,880    | 55,239    | 0       | 55,239    | 118.34 |
| 590-550.200-719.100                           | Direct Fringes                  | 130,295   | 23,372    | (4,897)  | 18,475    | 14,206    | 0       | 14,208    | 60.78  |
| 590-550.200-719.150                           | Employer Pension                | 0         | 106,823   | 4,897    | 111,820   | 55,910    | 0       | 55,910    | 52.28  |
| 590-550.200-719.200                           | Other Fringes                   | 55,920    | 55,920    | 0        | 55,920    | 32,620    | 0       | 32,620    | 58.33  |
| 590-550.200-726.000                           | Supplies                        | 2,400     | 2,400     | 0        | 2,400     | 0         | 0       | 0         | 0.00   |
| 590-550.200-758.000                           | Uniforms                        | 800       | 800       | 0        | 800       | 0         | 800     | 800       | 100.00 |
| 590-550.200-775.000                           | Repair & Maint Supplies         | 38,500    | 38,500    | 0        | 38,500    | 13,799    | 14,201  | 28,000    | 72.73  |
| 590-550.200-850.000                           | Communications                  | 75,000    | 75,000    | 0        | 75,000    | 0         | 0       | 0         | 0.00   |
| 590-550.200-920.200                           | Gas                             | 15,000    | 15,000    | 0        | 15,000    | 3,219     | 0       | 3,219     | 21.46  |
| 590-550.200-920.300                           | Power                           | 205,000   | 205,000   | 0        | 205,000   | 120,511   | 0       | 120,511   | 58.79  |
| 590-550.200-920.900                           | Intracity Utilities-Wtr/Sewer   | 96,000    | 96,000    | 0        | 96,000    | 25,057    | 0       | 25,057    | 26.10  |
| 590-550.200-930.000                           | Repairs And Maintenance         | 30,000    | 30,000    | 0        | 30,000    | 10,125    | 7,375   | 17,500    | 58.33  |
| 590-550.200-940.000                           | Rentals                         | 500       | 500       | 0        | 500       | 0         | 0       | 0         | 0.00   |
| 590-550.200-976.000                           | Building Additions & Improve    | 3,700     | 3,700     | 0        | 3,700     | 0         | 0       | 0         | 0.00   |
| 590-550.200-977.000                           | Equipment                       | 34,000    | 34,000    | 0        | 34,000    | 0         | 3,300   | 3,300     | 9.71   |
| Total Dept 550.200-Wpc-Third Ave Pump Station |                                 | 809,913   | 809,913   | 0        | 809,913   | 410,671   | 25,678  | 436,548   | 47.88  |
| Dept 550.202-Wpc-Maintenance Expense          |                                 |           |           |          |           |           |         |           |        |
| 590-550.202-702.000                           | Wages & Salaries                | 610,352   | 610,352   | 238,803  | 847,155   | 327,194   | 0       | 327,194   | 53.81  |
| 590-550.202-709.000                           | Overtime                        | 25,000    | 25,000    | 0        | 25,000    | 12,204    | 0       | 12,204    | 48.81  |
| 590-550.202-719.100                           | Direct Fringes                  | 424,744   | 68,848    | 22,218   | 88,887    | 35,603    | 0       | 35,603    | 53.42  |
| 590-550.202-719.150                           | Employer Pension                | 0         | 358,096   | 89,185   | 447,281   | 174,718   | 0       | 174,719   | 48.79  |
| 590-550.202-719.200                           | Other Fringes                   | 181,740   | 181,740   | 41,940   | 223,680   | 106,015   | 0       | 106,015   | 68.33  |
| 590-550.202-726.000                           | Supplies                        | 12,900    | 12,900    | 0        | 12,900    | 2,031     | 3,069   | 5,100     | 38.53  |
| 590-550.202-751.000                           | Gas, Oil, Fuel                  | 33,500    | 0         | 0        | 0         | 5,303     | 0       | 5,303     | 100.00 |
| 590-550.202-758.000                           | Uniforms                        | 8,400     | 8,500     | 0        | 6,500     | 2,312     | 3,935   | 6,247     | 96.11  |
| 590-550.202-775.000                           | Repair & Maint Supplies         | 554,300   | 554,300   | 0        | 554,300   | 199,690   | 312,850 | 512,541   | 92.47  |
| 590-550.202-800.900                           | Street Division Service         | 3,000     | 3,000     | 0        | 3,000     | 0         | 0       | 0         | 0.00   |
| 590-550.202-823.000                           | Copying Services                | 6,100     | 6,100     | 0        | 6,100     | 1,403     | 0       | 1,403     | 23.00  |
| 590-550.202-863.900                           | Vehicle & Equipment Intracity   | 99,000    | 132,500   | 71,818   | 204,318   | 109,932   | 0       | 109,932   | 82.97  |
| 590-550.202-930.000                           | Repairs And Maintenance         | 381,900   | 381,900   | 0        | 381,900   | 95,900    | 249,587 | 345,487   | 95.48  |
| 590-550.202-940.000                           | Rentals                         | 5,500     | 5,500     | 0        | 5,500     | 555       | 4,845   | 5,500     | 100.00 |
| 590-550.202-976.000                           | Building Additions & Improve    | 9,000     | 9,000     | 0        | 9,000     | 4,286     | 4,714   | 9,000     | 100.00 |
| 590-550.202-977.000                           | Equipment                       | 22,500    | 22,500    | 0        | 22,500    | 0         | 6,650   | 6,650     | 29.56  |
| Total Dept 550.202-Wpc-Maintenance Expense    |                                 | 2,355,036 | 2,356,036 | 481,965  | 2,818,001 | 1,077,148 | 565,750 | 1,662,898 | 70.58  |

|                                                            |                                         |             |             |             |            |            |             |            |        |
|------------------------------------------------------------|-----------------------------------------|-------------|-------------|-------------|------------|------------|-------------|------------|--------|
| Dept 550,300-WPC - Capital Improvements                    |                                         |             |             |             |            |            |             |            |        |
| 590-550,300-801.000                                        | Professional Service                    | 133,000     | 133,000     | 100,000     | 233,000    | 32,288     | 188,988     | 199,256    | 149.82 |
| 590-550,300-930.000                                        | Repairs And Maintenance                 | 1,175,000   | 1,175,000   | (133,911)   | 1,041,089  | 137,244    | 697,244     | 834,498    | 71.02  |
| 590-550,300-974.000                                        | Land Improvements                       | 45,000      | 45,000      | 0           | 45,000     | 0          | 0           | 0          | 0.00   |
| 590-550,300-978.000                                        | Building Additions & Improve            | 156,000     | 156,000     | 0           | 156,000    | 0          | 99,063      | 89,063     | 53.50  |
| 590-550,300-977.000                                        | Equipment                               | 2,075,000   | 2,075,000   | 0           | 2,075,000  | 1,770,569  | 225,100     | 1,905,669  | 96.18  |
| 590-550,300-977.500                                        | Vehicle                                 | 100,000     | 100,000     | (100,000)   | 0          | 0          | 0           | 0          | 0.00   |
| Total Dept 550,300-WPC - Capital improvements              |                                         | 3,684,000   | 3,684,000   | (133,911)   | 3,550,089  | 1,940,100  | 1,188,375   | 3,128,476  | 84.92  |
| Dept 906,100-Debt Service -Interest & fiscal charges       |                                         |             |             |             |            |            |             |            |        |
| 590-906,100-996.000                                        | Interest                                | 898         | 898         | 0           | 898        | 167        | 731         | 898        | 100.00 |
| Total Dept 906,100-Debt Service -Interest & fiscal charges |                                         | 898         | 898         | 0           | 898        | 167        | 731         | 898        | 100.00 |
| Dept 906,150-Debt service - principal portion              |                                         |             |             |             |            |            |             |            |        |
| 590-906,150-992.000                                        | Principal                               | 5,763       | 5,763       | 0           | 5,763      | 4,274      | 1,489       | 5,763      | 100.00 |
| Total Dept 906,150-Debt service - principal portion        |                                         | 5,763       | 5,763       | 0           | 5,763      | 4,274      | 1,489       | 5,763      | 100.00 |
| Dept 966,101-Transfers out to fund 101                     |                                         |             |             |             |            |            |             |            |        |
| 590-966,101-999.900                                        | Transfers Out                           | 1,860,000   | 1,860,000   | 0           | 1,860,000  | 1,860,000  | 0           | 1,860,000  | 100.00 |
| Total Dept 966,101-Transfers out to fund 101               |                                         | 1,860,000   | 1,860,000   | 0           | 1,860,000  | 1,860,000  | 0           | 1,860,000  | 100.00 |
| TOTAL Expenditures                                         |                                         |             |             |             |            |            |             |            |        |
|                                                            |                                         | 38,880,906  | 38,871,778  | (4,942,509) | 31,929,269 | 13,980,427 | 2,527,238   | 16,507,686 | 44.77  |
| Fund 590 - Sewer Fund:                                     |                                         |             |             |             |            |            |             |            |        |
| TOTAL REVENUES                                             |                                         |             |             |             |            |            |             |            |        |
|                                                            |                                         | 31,918,397  | 31,929,269  | 0           | 31,929,269 | 18,725,146 | 0           | 18,725,146 | 52.38  |
| TOTAL EXPENDITURES                                         |                                         |             |             |             |            |            |             |            |        |
|                                                            |                                         | 38,880,906  | 38,871,778  | (4,942,509) | 31,929,269 | 13,980,427 | 2,527,238   | 16,507,686 | 44.77  |
| NET OF REVENUES & EXPENDITURES                             |                                         |             |             |             |            |            |             |            |        |
|                                                            |                                         | (4,942,509) | (4,942,509) | 4,942,509   | 0          | 2,744,718  | (2,527,238) | 217,480    | 4.40   |
| Fund 591 - Water Fund                                      |                                         |             |             |             |            |            |             |            |        |
| Revenues                                                   |                                         |             |             |             |            |            |             |            |        |
| Dept 000,000-Balance Sheet Activity                        |                                         |             |             |             |            |            |             |            |        |
| 591-000,000-699.999                                        | Budgetary F.B. Reserved for Encumbr     | 0           | 10,872      | 0           | 10,872     | 0          | 0           | 0          | 0.00   |
| Total Dept 000,000-Balance Sheet Activity                  |                                         | 0           | 10,872      | 0           | 10,872     | 0          | 0           | 0          | 0.00   |
| Dept 253,200-Customer Services-Treasury Operations         |                                         |             |             |             |            |            |             |            |        |
| 691-253,200-671.600                                        | Naf Check Fa                            | 0           | 0           | 0           | 0          | 21,196     | 0           | 21,196     | 100.00 |
| Total Dept 253,200-Customer Services-Treasury Operations   |                                         | 0           | 0           | 0           | 0          | 21,196     | 0           | 21,196     | 100.00 |
| Dept 443,205-Water Engineering Support Service             |                                         |             |             |             |            |            |             |            |        |
| 591-443,205-677.000                                        | Reimbursements                          | 0           | 0           | 0           | 0          | 6,062      | 0           | 6,062      | 100.00 |
| Total Dept 443,205-Water Engineering Support Service       |                                         | 0           | 0           | 0           | 0          | 6,062      | 0           | 6,062      | 100.00 |
| Dept 536,100-Utilities - Water Administration              |                                         |             |             |             |            |            |             |            |        |
| 591-536,100-643.000                                        | Meter Water Sales                       | 50,404,182  | 50,404,182  | (3,464,182) | 47,000,000 | 28,425,814 | 0           | 28,425,814 | 52.37  |
| 591-536,100-648.000                                        | Scrap Sales                             | 5,000       | 5,000       | 0           | 5,000      | 0          | 0           | 0          | 0.00   |
| 591-536,100-657.000                                        | Fines - Turn- On Fees - Utilities       | 120,000     | 120,000     | 0           | 120,000    | 129,409    | 0           | 129,409    | 107.84 |
| 591-536,100-667.100                                        | Forfeited Discount - Utilities          | 350,000     | 350,000     | 0           | 350,000    | 437,845    | 0           | 437,845    | 125.13 |
| 591-536,100-673.400                                        | Sale Of Fixed Assets                    | 25,000      | 25,000      | 0           | 25,000     | 58,124     | 0           | 58,124     | 232.50 |
| Total Dept 536,100-Utilities - Water Administration        |                                         | 50,964,182  | 50,964,182  | (3,464,182) | 47,500,000 | 27,051,292 | 0           | 27,051,292 | 53.08  |
| Dept 540,204-Wso-Meter Room - Meter Maint                  |                                         |             |             |             |            |            |             |            |        |
| 591-540,204-842.000                                        | Charges For Sale                        | 64,000      | 64,000      | (64,000)    | 0          | 21,133     | 0           | 21,133     | 33.02  |
| Total Dept 540,204-Wso-Meter Room - Meter Maint            |                                         | 64,000      | 64,000      | 0           | 64,000     | 21,133     | 0           | 21,133     | 33.02  |
| Dept 540,206-Wso-Merchandising & Jobbing                   |                                         |             |             |             |            |            |             |            |        |
| 591-540,206-801.000                                        | Merchnd & Job Charge Service            | 150,000     | 150,000     | 0           | 150,000    | 193,701    | 0           | 193,701    | 129.13 |
| 591-540,206-801.000                                        | Merchnd & Job Charge Service - Intercty | 236,000     | 236,000     | 0           | 236,000    | 23,276     | 0           | 23,276     | 9.86   |
| Total Dept 540,206-Wso-Merchandising & Jobbing             |                                         | 386,000     | 386,000     | 0           | 386,000    | 216,977    | 0           | 216,977    | 66.21  |
| TOTAL Revenues                                             |                                         |             |             |             |            |            |             |            |        |
|                                                            |                                         | 51,414,182  | 51,425,054  | (3,528,182) | 47,886,872 | 27,316,661 | 0           | 27,316,661 | 53.12  |
| Expenditures                                               |                                         |             |             |             |            |            |             |            |        |
| Dept 233,100-Purchasing                                    |                                         |             |             |             |            |            |             |            |        |
| 591-233,100-702.000                                        | Wages & Salaries                        | 28,529      | 28,529      | 0           | 28,529     | 14,760     | 0           | 14,760     | 55.64  |
| 591-233,100-719.100                                        | Direct Fringes                          | 15,369      | 2,783       | 0           | 2,783      | 1,548      | 0           | 1,548      | 55.64  |
| 591-233,100-719.150                                        | Employer Pension                        | 0           | 12,686      | 0           | 12,586     | 6,989      | 0           | 6,989      | 55.53  |
| 591-233,100-719.200                                        | Other Fringes                           | 8,990       | 6,990       | 0           | 6,990      | 4,078      | 0           | 4,078      | 58.33  |
| Total Dept 233,100-Purchasing                              |                                         | 48,888      | 48,888      | 0           | 48,888     | 27,374     | 0           | 27,374     | 55.89  |

Dept 538.100-Utilities - Water Administration

|                                                     |                               |            |            |             |            |           |           |           |        |
|-----------------------------------------------------|-------------------------------|------------|------------|-------------|------------|-----------|-----------|-----------|--------|
| 591-538.100-702.000                                 | Wages & Salaries              | 115,204    | 115,554    | 31,603      | 147,157    | 61,282    | 0         | 61,282    | 53.03  |
| 591-538.100-709.000                                 | Overtime                      | 0          | 0          | 1,000       | 1,000      | 21        | 0         | 21        | 100.00 |
| 591-538.100-718.100                                 | Direct Fringes                | 41,007     | 12,122     | 9,089       | 21,191     | 6,431     | 0         | 6,431     | 53.05  |
| 591-538.100-719.150                                 | Employer Pension              | 0          | 36,813     | 102,963     | 136,776    | 13,977    | 0         | 13,977    | 37.97  |
| 591-538.100-719.200                                 | Other Fringes                 | 17,475     | 20,970     | 48,936      | 66,900     | 10,104    | 0         | 10,104    | 48.81  |
| 591-538.100-719.350                                 | Retiree Healthcare Benefit    | 3,750,000  | 3,750,000  | (3,750,000) | 0          | 0         | 0         | 0         | 0.00   |
| 591-538.100-726.000                                 | Supplies                      | 2,000      | 4,000      | (1,000)     | 3,000      | 298       | 3,038     | 3,336     | 83.40  |
| 591-538.100-729.000                                 | Postage                       | 225        | 0          | 7,300       | 7,300      | 0         | 0         | 0         | 0.00   |
| 591-538.100-730.000                                 | Newspapers, Prof Dues And Pub | 100        | 100        | 0           | 100        | 0         | 0         | 0         | 0.00   |
| 591-538.100-801.000                                 | Professional Service          | 2,220,000  | 2,214,132  | 100,000     | 2,314,132  | 1,197,433 | 1,284,587 | 2,462,020 | 111.20 |
| 591-538.100-861.000                                 | Mileage Reimbursement         | 1,800      | 1,800      | (1,400)     | 500        | 0         | 0         | 0         | 0.00   |
| 591-538.100-863.000                                 | Vehicle & Equipment Charges   | 2,500      | 2,500      | (2,500)     | 0          | 0         | 0         | 0         | 0.00   |
| 591-538.100-883.900                                 | Vehicle & Equipment Intracity | 0          | 0          | 2,500       | 2,500      | 0         | 0         | 0         | 0.00   |
| 591-538.100-900.000                                 | Printing & Publishing         | 6,000      | 6,000      | (3,000)     | 3,000      | 0         | 0         | 0         | 0.00   |
| 591-538.100-956.000                                 | Miscellaneous Expense         | 0          | 725        | (225)       | 500        | 0         | 0         | 0         | 0.00   |
|                                                     | KWA Initiation Fee            | 0          | 0          | 1,168,000   | 1,168,000  | 0         | 0         | 0         | 0.00   |
| 591-538.100-957.100                                 | Charges In Lieu Of Tax        | 740,150    | 740,150    | 0           | 740,150    | 740,150   | 0         | 740,150   | 100.00 |
| 591-538.100-959.000                                 | Education, Training, & Confer | 2,000      | 1,500      | 0           | 1,500      | 722       | 0         | 722       | 48.16  |
| 591-538.100-968.000                                 | Deprec/Duplic Equip Replace   | 1,500,000  | 1,500,000  | 0           | 1,500,000  | 0         | 0         | 0         | 0.00   |
| 591-538.100-969.100                                 | Cost Alloo Plan-Expense       | 4,040,600  | 4,040,600  | 0           | 4,040,600  | 2,020,300 | 0         | 2,020,300 | 50.00  |
| Total Dept 538.100-Utilities - Water Administration |                               | 12,440,061 | 12,447,065 | (2,286,760) | 10,160,305 | 4,050,809 | 1,287,025 | 5,318,434 | 42.73  |

Dept 538.206-Utilities - Water Cross Connection Prog

|                                                            |                               |         |         |         |         |        |   |        |       |
|------------------------------------------------------------|-------------------------------|---------|---------|---------|---------|--------|---|--------|-------|
| 591-538.206-702.000                                        | Wages & Salaries              | 49,846  | 49,846  | 0       | 49,846  | 27,322 | 0 | 27,322 | 54.81 |
| 591-538.206-709.000                                        | Overtime                      | 0       | 3,500   | 0       | 3,500   | 2,074  | 0 | 2,074  | 59.26 |
| 591-538.206-719.100                                        | Direct Fringes                | 33,184  | 5,595   | 368     | 5,964   | 3,084  | 0 | 3,084  | 55.10 |
| 591-538.206-719.150                                        | Employer Pension              | 0       | 27,958  | 0       | 27,958  | 13,977 | 0 | 13,977 | 50.00 |
| 591-538.206-719.200                                        | Other Fringes                 | 13,980  | 13,980  | 0       | 13,980  | 8,155  | 0 | 8,155  | 58.33 |
| 591-538.206-730.000                                        | Newspapers, Prof Dues And Pub | 1,500   | 1,500   | (500)   | 1,000   | 150    | 0 | 150    | 10.00 |
| 591-538.206-861.000                                        | Mileage Reimbursement         | 4,000   | 4,000   | (1,000) | 3,000   | 1,094  | 0 | 1,094  | 27.35 |
| Total Dept 538.206-Utilities - Water Cross Connection Prog |                               | 102,509 | 106,377 | (1,132) | 105,245 | 55,856 | 0 | 55,856 | 62.61 |

Dept 540.100-Water Service Center Management

|                                                    |                               |           |           |             |           |         |        |         |       |
|----------------------------------------------------|-------------------------------|-----------|-----------|-------------|-----------|---------|--------|---------|-------|
| 591-540.100-702.000                                | Wages & Salaries              | 133,722   | 133,722   | (6,722)     | 127,000   | 54,132  | 0      | 54,132  | 40.46 |
| 591-540.100-709.000                                | Overtime                      | 1,849     | 1,849     | 152         | 2,001     | 469     | 0      | 469     | 25.39 |
| 591-540.100-719.100                                | Direct Fringes                | 62,924    | 14,221    | (900)       | 13,321    | 5,728   | 0      | 5,728   | 40.28 |
| 591-540.100-719.150                                | Employer Pension              | 0         | 48,702    | 21,186      | 69,888    | 20,966  | 0      | 20,966  | 43.05 |
| 591-540.100-719.200                                | Other Fringes                 | 27,060    | 27,060    | 6,990       | 34,050    | 16,310  | 0      | 16,310  | 58.33 |
| 591-540.100-726.000                                | Supplies                      | 2,500     | 2,500     | (1,500)     | 1,000     | 0       | 0      | 0       | 0.00  |
| 591-540.100-729.000                                | Postage                       | 900       | 900       | (400)       | 500       | 0       | 0      | 0       | 10.72 |
| 591-540.100-730.000                                | Newspapers, Prof Dues And Pub | 100       | 100       | 0           | 100       | 0       | 0      | 0       | 0.00  |
| 591-540.100-758.000                                | Uniforms                      | 0         | 0         | 1,000       | 1,000     | 0       | 0      | 0       | 0.00  |
| 591-540.100-801.000                                | Professional Service          | 2,520,000 | 1,655,200 | (1,305,200) | 350,000   | 127,092 | 40,269 | 187,360 | 10.11 |
| 591-540.100-814.600                                | Computer Software             | 45,000    | 45,000    | (42,000)    | 3,000     | 1,800   | 0      | 1,800   | 4.00  |
| 591-540.100-823.000                                | Copying Services              | 1,600     | 1,600     | (600)       | 1,000     | 227     | 0      | 227     | 14.20 |
| 591-540.100-850.000                                | Communications                | 30,000    | 30,000    | 12,000      | 42,000    | 8,487   | 868    | 9,155   | 30.52 |
| 591-540.100-853.000                                | Vehicle & Equipment Charges   | 0         | 0         | 5,000       | 5,000     | 0       | 0      | 0       | 0.00  |
| 591-540.100-883.800                                | Vehicle & Equipment Intracity | 0         | 0         | 471,481     | 471,481   | 0       | 0      | 0       | 0.00  |
| 591-540.100-900.000                                | Printing & Publishing         | 3,000     | 3,000     | (2,000)     | 1,000     | 269     | 0      | 269     | 8.88  |
| 591-540.100-920.000                                | Utilities                     | 60,000    | 60,000    | (10,000)    | 50,000    | 21,830  | 0      | 21,830  | 36.38 |
| 591-540.100-920.900                                | Intracity Utilities-Wtr/Sewer | 5,000     | 5,000     | 0           | 5,000     | 0       | 0      | 0       | 0.00  |
| 591-540.100-930.000                                | Repairs And Maintenance       | 3,000     | 3,000     | (1,500)     | 1,500     | 266     | 1,250  | 1,516   | 50.52 |
| 591-540.100-940.000                                | Rentals                       | 5,000     | 5,000     | (5,000)     | 0         | 0       | 0      | 0       | 0.00  |
| 591-540.100-958.000                                | Education, Training, & Confer | 4,000     | 4,000     | (2,500)     | 1,500     | 488     | 0      | 488     | 12.21 |
| 591-540.100-970.000                                | Building Additions & Improve  | 25,000    | 25,000    | 5,000       | 30,000    | 481     | 2,579  | 3,060   | 12.24 |
| 591-540.100-977.000                                | Equipment                     | 1,500     | 1,500     | (1,500)     | 0         | 398     | 0      | 398     | 26.56 |
| 591-540.100-977.600                                | Micro Hardware Equipment      | 2,500     | 2,500     | (2,500)     | 0         | 0       | 0      | 0       | 0.00  |
| Total Dept 540.100-Water Service Center Management |                               | 2,935,554 | 2,070,844 | (859,603)   | 1,211,241 | 259,040 | 44,766 | 303,806 | 14.67 |



Dept 540.200-Wso-Meter Reading - Water

|                                              |                               |           |           |           |         |         |       |         |       |
|----------------------------------------------|-------------------------------|-----------|-----------|-----------|---------|---------|-------|---------|-------|
| 591-540.200-702.000                          | Wages & Salaries              | 322,507   | 322,507   | (152,568) | 169,939 | 102,131 | 0     | 102,131 | 31.68 |
| 591-540.200-709.000                          | Overtime                      | 175,000   | 175,000   | (75,000)  | 100,000 | 28,473  | 0     | 28,473  | 15.13 |
| 591-540.200-719.100                          | Direct Fringes                | 158,694   | 52,195    | (18,358)  | 33,837  | 13,491  | 0     | 13,491  | 25.85 |
| 591-540.200-719.150                          | Employer Pension              | 0         | 104,499   | 7,322     | 111,821 | 62,899  | 0     | 62,899  | 60.19 |
| 591-540.200-719.200                          | Other Fringes                 | 60,000    | 60,000    | (13,600)  | 56,100  | 40,775  | 0     | 40,775  | 58.33 |
| 591-540.200-726.000                          | Supplies                      | 500,000   | 500,000   | (250,000) | 250,000 | 57,651  | 899   | 58,450  | 11.69 |
| 591-540.200-751.900                          | Gas, Oil Fuel-Intracity       | 5,000     | 0         | 0         | 0       | 0       | 0     | 0       | 0.00  |
| 591-540.200-758.000                          | Uniforms                      | 3,000     | 3,000     | 0         | 3,000   | 1,226   | 1,134 | 2,360   | 78.66 |
| 591-540.200-801.000                          | Professional Service          | 100,000   | 100,000   | (100,000) | 0       | 0       | 0     | 0       | 0.00  |
| 591-540.200-863.000                          | Vehicle & Equipment Charges   | 5,000     | 5,000     | (5,000)   | 0       | 0       | 0     | 0       | 0.00  |
| 591-540.200-863.900                          | Vehicle & Equipment Intracity | 15,000    | 20,000    | (20,000)  | 0       | 0       | 0     | 0       | 0.00  |
| 591-540.200-930.000                          | Repairs And Maintenance       | 2,000     | 2,000     | (1,000)   | 1,000   | 0       | 0     | 0       | 0.00  |
| 591-540.200-940.000                          | Rentals                       | 3,000     | 3,000     | (2,000)   | 1,000   | 0       | 0     | 0       | 0.00  |
| 591-540.200-977.000                          | Equipment                     | 4,000     | 4,000     | 0         | 4,000   | 1,800   | 0     | 1,800   | 45.00 |
| Total Dept 540.200-Wso-Meter Reading - Water |                               | 1,361,181 | 1,361,181 | (630,404) | 730,757 | 306,346 | 2,033 | 308,379 | 22.66 |

Dept 540.202-Wso-Water Distribution Mains

|                                                 |                               |           |           |           |           |           |         |           |        |
|-------------------------------------------------|-------------------------------|-----------|-----------|-----------|-----------|-----------|---------|-----------|--------|
| 591-540.202-702.000                             | Wages & Salaries              | 873,189   | 873,189   | 0         | 873,189   | 483,078   | 0       | 463,078   | 53.03  |
| 591-540.202-709.000                             | Overtime                      | 393,000   | 393,000   | 0         | 393,000   | 146,864   | 0       | 146,864   | 37.37  |
| 591-540.202-719.100                             | Direct Fringes                | 878,053   | 132,823   | (41,228)  | 91,597    | 63,983    | 0       | 63,983    | 48.17  |
| 591-540.202-719.150                             | Employer Pension              | 0         | 545,829   | 181,001   | 726,830   | 307,606   | 0       | 307,606   | 56.34  |
| 591-540.202-719.200                             | Other Fringes                 | 293,580   | 293,580   | 60,900    | 363,480   | 171,265   | 0       | 171,265   | 58.33  |
| 591-540.202-726.000                             | Supplies                      | 600,000   | 500,000   | 0         | 500,000   | 198,633   | 281,808 | 480,239   | 96.05  |
| 591-540.202-751.900                             | Gas, Oil Fuel-Intracity       | 105,000   | 0         | 0         | 0         | 0         | 0       | 0         | 0.00   |
| 591-540.202-758.000                             | Uniforms                      | 13,000    | 23,000    | (13,000)  | 10,000    | 9,389     | 5,316   | 14,885    | 63.85  |
| 591-540.202-762.000                             | Asphalt-Outside               | 15,000    | 15,000    | 0         | 15,000    | 4,980     | 10,020  | 15,000    | 100.00 |
| 591-540.202-801.000                             | Professional Service          | 200,000   | 185,000   | (100,000) | 85,000    | 0         | 3,000   | 3,000     | 1.82   |
| 591-540.202-863.000                             | Street Division Service       | 180,000   | 180,000   | (30,000)  | 150,000   | 0         | 0       | 0         | 0.00   |
| 591-540.202-863.900                             | Vehicle & Equipment Charges   | 2,000     | 12,000    | (11,000)  | 1,000     | 7,188     | 0       | 7,188     | 59.00  |
| 591-540.202-863.900                             | Vehicle & Equipment Intracity | 175,000   | 280,000   | (280,000) | 0         | 241,582   | 0       | 241,582   | 80.28  |
| 591-540.202-930.000                             | Repairs And Maintenance       | 10,000    | 15,000    | (7,500)   | 7,500     | 1,226     | 3,574   | 4,800     | 32.00  |
| 591-540.202-940.000                             | Rentals                       | 2,000     | 2,000     | 0         | 2,000     | 0         | 0       | 0         | 0.00   |
| 591-540.202-958.000                             | Education, Training, & Confer | 2,000     | 2,000     | 0         | 2,000     | 0         | 0       | 0         | 0.00   |
| 591-540.202-977.000                             | Equipment                     | 100,000   | 100,000   | (70,000)  | 30,000    | 940       | 0       | 940       | 47.00  |
| 591-540.202-977.600                             | Vehicle                       | 418,000   | 418,000   | (418,000) | 0         | 300       | 0       | 300       | 0.30   |
| Total Dept 540.202-Wso-Water Distribution Mains |                               | 3,958,422 | 3,968,422 | (717,825) | 3,250,597 | 1,607,171 | 303,522 | 1,970,693 | 49.69  |

Dept 545.200-Water Plant - Operations

|                                             |                               |            |            |             |            |            |            |            |        |
|---------------------------------------------|-------------------------------|------------|------------|-------------|------------|------------|------------|------------|--------|
| 591-545.200-702.000                         | Wages & Salaries              | 401,408    | 401,408    | 389,258     | 790,667    | 201,192    | 0          | 201,192    | 50.12  |
| 591-545.200-709.000                         | Overtime                      | 112,000    | 112,000    | 13,000      | 125,000    | 35,708     | 0          | 35,708     | 31.88  |
| 591-545.200-719.100                         | Direct Fringes                | 321,658    | 53,857     | 29,085      | 82,942     | 24,851     | 0          | 24,851     | 48.14  |
| 591-545.200-719.150                         | Employer Pension              | 0          | 267,801    | 207,434     | 475,235    | 106,229    | 0          | 106,229    | 38.67  |
| 591-545.200-719.200                         | Other Fringes                 | 139,800    | 139,800    | 87,860      | 237,660    | 81,550     | 0          | 81,550     | 58.33  |
| 591-545.200-726.000                         | Supplies                      | 50,000     | 58,000     | 142,000     | 200,000    | 28,841     | 24,617     | 54,259     | 93.65  |
| 591-545.200-729.000                         | Postage                       | 500        | 500        | 7,500       | 8,000      | 188        | 0          | 188        | 37.68  |
| 591-545.200-730.000                         | Newspapers, Prof Dues And Pub | 6,800      | 6,800      | 0           | 6,800      | 0          | 100        | 100        | 1.47   |
| 591-545.200-740.000                         | Operating Supplies            | 70,200     | 130,200    | 369,800     | 500,000    | 83,852     | 53,648     | 137,500    | 105.81 |
| 591-545.200-758.000                         | Uniforms                      | 4,000      | 4,000      | (1,000)     | 3,000      | 0          | 4,000      | 4,000      | 100.00 |
| 591-545.200-759.000                         | Purchase Of Materials For Res | 24,468,072 | 24,468,072 | (8,185,285) | 16,282,787 | 12,519,269 | 11,480,731 | 24,000,000 | 98.09  |
| 591-545.200-801.000                         | Professional Service          | 47,850     | 47,850     | 12,150      | 60,000     | 7,400      | 7,634      | 15,034     | 31.42  |
| 591-545.200-814.600                         | Computer Software             | 8,000      | 8,000      | 0           | 8,000      | 0          | 0          | 0          | 0.00   |
| 591-545.200-823.000                         | Copying Services              | 3,000      | 3,000      | 0           | 3,000      | 759        | 0          | 759        | 25.30  |
| 591-545.200-850.000                         | Communications                | 142,000    | 142,000    | 8,000       | 150,000    | 76,579     | 421        | 77,000     | 54.23  |
| 591-545.200-863.900                         | Vehicle & Equipment Intracity | 0          | 0          | 154,657     | 154,657    | 0          | 0          | 0          | 0.00   |
| 591-545.200-900.000                         | Printing & Publishing         | 0          | 0          | 4,000       | 4,000      | 0          | 0          | 0          | 0.00   |
| 591-545.200-920.200                         | Gas                           | 200,000    | 200,000    | 0           | 200,000    | 63,304     | 0          | 63,304     | 31.65  |
| 591-545.200-920.300                         | Power                         | 350,000    | 350,000    | 255,000     | 605,000    | 209,711    | 0          | 209,711    | 59.92  |
| 591-545.200-958.000                         | Miscellaneous Expense         | 600        | 2,600      | (600)       | 2,000      | 2,000      | 0          | 2,000      | 78.92  |
| 591-545.200-                                | Fines & Penalties             | 0          | 0          | 3,000       | 3,000      | 0          | 0          | 0          | 0.00   |
| 591-545.200-958.000                         | Education, Training, & Confer | 5,000      | 5,000      | 0           | 5,000      | 240        | 190        | 430        | 8.00   |
| 591-545.200-958.500                         | Tuition Reimbursement         | 2,000      | 2,000      | (1,000)     | 1,000      | 0          | 0          | 0          | 0.00   |
| 591-545.200-976.000                         | Building Additions & Improve  | 5,000      | 3,000      | 5,000       | 5,000      | 0          | 0          | 0          | 0.00   |
| 591-545.200-977.000                         | Equipment                     | 15,000     | 15,000     | 0           | 15,000     | 180        | 0          | 180        | 1.20   |
| Total Dept 545.200-Water Plant - Operations |                               | 26,352,889 | 26,420,889 | (8,482,941) | 19,927,948 | 13,442,653 | 11,571,342 | 25,013,994 | 94.68  |

|                                                       |                               |             |             |             |             |            |              |              |        |
|-------------------------------------------------------|-------------------------------|-------------|-------------|-------------|-------------|------------|--------------|--------------|--------|
| Dept 545.201-Water Plant Maintenance                  |                               |             |             |             |             |            |              |              |        |
| 591-545.201-702.000                                   | Wages & Salaries              | 417,964     | 417,964     | (41,857)    | 376,107     | 267,263    | 0            | 267,263      | 63.94  |
| 591-545.201-709.000                                   | Overtime                      | 70,000      | 70,000      | 0           | 70,000      | 61,373     | 0            | 61,373       | 87.68  |
| 591-545.201-719.100                                   | Direct Fringes                | 323,394     | 51,187      | (13,091)    | 38,098      | 34,474     | 0            | 34,474       | 07.35  |
| 591-545.201-719.150                                   | Employer Pension              | 0           | 272,207     | (20,612)    | 251,595     | 148,764    | 0            | 148,764      | 53.92  |
| 591-545.201-719.200                                   | Other Fringes                 | 139,800     | 139,800     | (13,980)    | 125,820     | 81,550     | 0            | 81,550       | 58.33  |
| 591-545.201-726.000                                   | Supplies                      | 115,000     | 115,000     | 0           | 115,000     | 18,307     | 81,323       | 97,630       | 84.60  |
| 591-545.201-761.900                                   | Gas, Oil Fuel-Intracity       | 50,000      | 0           | (50,000)    | (50,000)    | 0          | 0            | 0            | 0.00   |
| 591-545.201-758.000                                   | Uniforms                      | 4,000       | 4,000       | (3,000)     | 1,000       | 46         | 3,000        | 3,046        | 76.14  |
| 591-545.201-801.000                                   | Professional Service          | 26,000      | 26,000      | 0           | 26,000      | 782        | 21,105       | 21,886       | 84.18  |
| 591-545.201-803.900                                   | Vehicle & Equipment Intracity | 100,000     | 150,000     | (150,000)   | 0           | 77,625     | 0            | 77,625       | 51.75  |
| 591-545.201-830.000                                   | Repairs And Maintenance       | 147,200     | 177,200     | 0           | 177,200     | 12,080     | 150,551      | 162,631      | 91.78  |
| 591-545.201-940.000                                   | Rentals                       | 5,000       | 5,000       | 0           | 5,000       | 0          | 5,000        | 5,000        | 100.00 |
| 591-545.201-958.000                                   | Education, Training, & Confer | 4,000       | 4,000       | (1,000)     | 3,000       | 3,600      | 0            | 3,600        | 90.00  |
| 591-545.201-976.000                                   | Building Additions & Improve  | 25,000      | 25,000      | 0           | 25,000      | 0          | 0            | 0            | 0.00   |
| 591-545.201-977.000                                   | Equipment                     | 25,000      | 25,000      | 0           | 25,000      | 0          | 0            | 0            | 0.00   |
| Total Dept 545.201-Water Plant Maintenance            |                               | 1,452,359   | 1,482,359   | (293,540)   | 1,188,819   | 701,862    | 260,979      | 962,840      | 64.95  |
| Dept 545.202-Water Plant - Dam Operations             |                               |             |             |             |             |            |              |              |        |
| 591-545.202-702.000                                   | Wages & Salaries              | 114,737     | 114,737     | (114,737)   | 0           | 28,954     | 0            | 28,954       | 23.49  |
| 591-545.202-709.000                                   | Overtime                      | 6,000       | 6,000       | (6,000)     | 0           | 6,693      | 0            | 6,693        | 111.38 |
| 591-545.202-719.100                                   | Direct Fringes                | 27,271      | 12,965      | (12,965)    | 0           | 3,528      | 0            | 3,528        | 27.68  |
| 591-545.202-719.150                                   | Employer Pension              | 0           | 14,605      | (14,605)    | 0           | 13,977     | 0            | 13,977       | 95.70  |
| 591-545.202-719.200                                   | Other Fringes                 | 139,800     | 139,800     | (139,800)   | 0           | 81,550     | 0            | 81,550       | 58.33  |
| 591-545.202-850.000                                   | Communications                | 5,000       | 5,000       | (5,000)     | 0           | 3,309      | 0            | 3,309        | 66.18  |
| 591-545.202-920.300                                   | Power                         | 4,000       | 4,000       | (4,000)     | 0           | 1,257      | 0            | 1,257        | 31.42  |
| Total Dept 545.202-Water Plant - Dam Operations       |                               | 296,808     | 296,808     | (296,807)   | 1           | 137,258    | 0            | 137,258      | 49.24  |
| Dept 545.203-Water Plant - Dam Maintenance            |                               |             |             |             |             |            |              |              |        |
| 591-545.203-702.000                                   | Wages & Salaries              | 75,861      | 75,861      | (75,861)    | 0           | 36,750     | 0            | 36,750       | 48.44  |
| 591-545.203-709.000                                   | Overtime                      | 15,000      | 15,000      | (15,000)    | 0           | 5,898      | 0            | 5,898        | 39.31  |
| 591-545.203-719.100                                   | Direct Fringes                | 40,295      | 9,531       | (9,531)     | 0           | 4,474      | 0            | 4,474        | 46.94  |
| 591-545.203-719.150                                   | Employer Pension              | 0           | 30,704      | (30,704)    | (0)         | 20,868     | 0            | 20,868       | 68.15  |
| 591-545.203-719.200                                   | Other Fringes                 | 97,800      | 97,800      | (97,800)    | 0           | 57,085     | 0            | 57,085       | 58.33  |
| 591-545.203-726.000                                   | Supplies                      | 3,000       | 3,000       | (3,000)     | 0           | 0          | 0            | 0            | 0.00   |
| 591-545.203-801.000                                   | Professional Service          | 11,000      | 11,000      | (11,000)    | 0           | 0          | 2,500        | 2,500        | 22.73  |
| 591-545.203-830.000                                   | Repairs And Maintenance       | 6,000       | 6,000       | (6,000)     | 0           | 0          | 0            | 0            | 0.00   |
| 591-545.203-976.000                                   | Building Additions & Improve  | 18,000      | 18,000      | (18,000)    | 0           | 0          | 0            | 0            | 0.00   |
| Total Dept 545.203-Water Plant - Dam Maintenance      |                               | 287,016     | 287,016     | (287,016)   | (0)         | 125,171    | 2,500        | 127,671      | 47.61  |
| Dept 545.300-Water Plant - Capital Improvements       |                               |             |             |             |             |            |              |              |        |
| 591-545.300-801.000                                   | Professional Services         | 0           | 0           | 3,500,000   | 3,500,000   | 0          | 0            | 0            | 0.00   |
| 591-545.300-874.000                                   | Land Improvements             | 50,000      | 50,000      | (45,000)    | 5,000       | 0          | 0            | 0            | 0.00   |
| 591-545.300-976.000                                   | Building Additions & Improve  | 604,402     | 196,402     | (196,402)   | 0           | 36,728     | 8,271        | 45,000       | 22.91  |
| 591-545.300-977.000                                   | Equipment                     | 1,425,000   | 2,609,710   | 1,390,290   | 4,000,000   | 38,448     | 2,680,319    | 2,718,787    | 104.18 |
| 591-545.300-977.500                                   | Vehicle                       | 90,000      | 70,000      | (70,000)    | 0           | 0          | 0            | 0            | 0.00   |
| Total Dept 545.300-Water Plant - Capital Improvements |                               | 2,169,402   | 2,926,112   | 4,578,888   | 7,505,000   | 76,177     | 2,688,589    | 2,763,787    | 94.45  |
| Dept 966.101-Transfers out to fund 101                |                               |             |             |             |             |            |              |              |        |
| 591-966.101-999.900                                   | Transfers Out                 | 1,130,000   | 1,130,000   | 0           | 1,130,000   | 1,130,000  | 0            | 1,130,000    | 100.00 |
| Total Dept 966.101-Transfers out to fund 101          |                               | 1,130,000   | 1,130,000   | 0           | 1,130,000   | 1,130,000  | 0            | 1,130,000    | 100.00 |
| Dept 966.493-Transfers out to fund 493                |                               |             |             |             |             |            |              |              |        |
| 591-966.493-999.900                                   | Transfers Out                 | 2,638,071   | 2,638,071   | 0           | 2,638,071   | 2,638,071  | 0            | 2,638,071    | 100.00 |
| Total Dept 966.493-Transfers out to fund 493          |                               | 2,638,071   | 2,638,071   | 0           | 2,638,071   | 2,638,071  | 0            | 2,638,071    | 100.00 |
| TOTAL Expenditures                                    |                               | 55,163,140  | 55,164,012  | (7,267,140) | 47,896,872  | 24,616,788 | 18,141,355   | 40,768,144   | 73.89  |
| Fund 591 - Water Fund:                                |                               |             |             |             |             |            |              |              |        |
| TOTAL REVENUES                                        |                               | 51,414,182  | 51,425,054  | (3,528,182) | 47,896,872  | 27,316,661 | 0            | 27,316,661   | 53.12  |
| TOTAL EXPENDITURES                                    |                               | 55,163,140  | 55,164,012  | (7,267,140) | 47,896,872  | 24,616,788 | 18,141,355   | 40,758,144   | 73.89  |
| NET OF REVENUES & EXPENDITURES                        |                               | (3,738,958) | (3,738,958) | 3,738,958   | (0)         | 2,699,872  | (18,141,355) | (13,441,483) | 359.60 |
| TOTAL REVENUES - ALL FUNDS                            |                               |             |             |             |             |            |              |              |        |
| TOTAL EXPENDITURES - ALL FUNDS                        |                               | 176,721,027 | 181,155,212 | (1,262,738) | 170,972,474 | 99,116,983 | 0            | 99,116,983   | 54.71  |
| NET OF REVENUES & EXPENDITURES                        |                               | 185,360,583 | 189,828,920 | (9,964,205) | 170,862,715 | 85,319,761 | 28,209,907   | 113,589,667  | 44.98  |
|                                                       |                               | (8,639,656) | (8,671,708) | 8,681,467   | 9,769       | 13,737,222 | (28,209,907) | (14,472,684) | 158.41 |

**Attachment 6. Vision, Mission, Goals and Budget Priorities of the City of Flint  
2015-2019**

**FLINT STRATEGIC PLAN**  
2015 -2019  
*Setting a Sustainable Course for the City of Flint*

**The Vision for the City Government of Flint:**

A well managed, financially stable, and accountable government focused on creating and maintaining a vibrant and growing community which will attract and retain residents, businesses, students, and visitors and improve our quality of life.

**The Mission of the City Government:**

To assure that residents, businesses, students and visitors in the City of Flint receive municipal services in a customer friendly and financially responsible manner

**The Goals:**

In order to realize our Mission, residents, businesses, students and visitors can expect that:

The City will provide a highly trained and professional staff of elected leaders, appointed officials and employees

The City will provide for a safe, secure, and healthy environment in which to live, work, learn and play

The City will provide access to dependable and affordable water, sewer, and waste collection

The City will provide access to an adequate and well maintained transportation network serving motorized, non-motorized, and pedestrian needs

The City will foster cooperation between business, non-profit, and foundation partners and residents to create a climate that supports community and economic development

The City government will also:

Seek partnerships with Local, State and Federal governmental partners and other private entities in order to maximize efficiencies and resources in meeting its Mission

Provide municipal services consistent with the City's Master Plan and also work with residents, businesses, and others to foster development of the City and its infrastructure in a manner consistent with its Master Plan

Encourage partnerships for recreation and access to open space across the City

Enforce building and occupancy codes and to aggressively work with others to address blighted conditions

Assure that City ordinances and regulatory activities are consistent with the Master plan and supportive of economic development

Operate in an open and financially sustainable manner, including improving citizen access, focusing on measurable results, improving the City's financial position, and eliminating accumulated deficits

## **Mayor and Council Priorities for Developing the Two-year (FY15 & FY16) Budget**

The Mayor and Council request that the two-year budget to be developed will include a set of objective which, when achieved, will result in significant progress being made towards achieving their stated Vision, Mission, and Goals.

Additionally, the Mayor and Council request that the two-year budget to be developed address the following specific priorities:

1. Maintain police and fire staffing levels at the maximum level feasible
2. Reduce the General Fund deficit by at least \$1 million
3. Continue efforts to reduce blight, including demolition
4. Hire an experienced and professional City Administrator
5. Assure that capacity exists to implement the Master Plan
6. Add capacity in the area of Economic Development
7. Fund years 1 & 2 of capital improvements identified in the Master Plan
8. Improve street maintenance
9. Establish parks partnerships
10. Improve customer service through training and technology
11. Increase removal of dead and diseased trees
12. Evaluate ways to reduce water and sewer rates for constituents in the budget process