

EM SUBMISSION NO.: 2012EM304

PRESENTED: 6/6/12

ADOPTED: 6/7/12

BY THE EMERGENCY MANAGER:

**Resolution Seeking Authorization to Correct an Error in Resolution 2012EM270
Adopted May 17, 2012**

Resolution 2012EM270 adopted on May 17, 2012 requesting a budget adjustment to transfer \$1,000.00 expense appropriation from NSP2 funds in 297-743.100-702.000 to 297-748.100-709.000 contained a typographical error. The correct transfer is from 297-743.100-702.000 to 297-743.100-709.000.

IT IS RESOLVED, That appropriate City Of Flint officials are authorized to do all things necessary to process a budget adjustment to transfer \$1,000 NSP2 expense appropriation from 297-743.100-702.000 to 297-743.100-709.000.

APPROVED AS TO FORM:



Peter M. Bade, Chief Legal Officer

APPROVED AS TO FINANCE:



Jerry Ambrose, Finance Director

EM DISPOSITION:

ENACT ✓ FAIL _____

DATED 6-7-12



Michael K. Brown, Emergency Manager

RESOLUTION STAFF REVIEW

Date: May 24, 2012

Agenda Item Title: **Resolution Seeking Authorization to Correct an Error in Resolution
2012EM270**

Adopted May 17, 2012

Prepared by:

Cynthia Cheshier



Summary of Proposed Action:

Resolution to correct a typo in resolution 2012EM270.

Financial Implications:

None

Pre-encumbered?: Yes _____ No x _____ Requisition: No, establishing new account.

Account No.


From: 297-743.100-702.000

To 297-743.100-709.000


Other implications (i.e. collective bargaining):

No other implications are known at this time.


Staff Recommendation: Recommend Approval



Tracy B. Atkinson, Director DCED



David Solis, Director ED



Howard Croft, Infrastructure and Development
Director

05/24/2012

DEPARTMENTAL REVENUES & EXPENDITURES FOR CITY OF FLINT
Month Ended 05/31/2012

12:37 pm

FUND 297 FEDERAL STIMULUS FUND

From Dept 743.100 Neighborhood Stabilization program 2 To Dept 743.100 Neighborhood Stabilization program 2

| ACCOUNT | DESCRIPTION | 2011-12 AMENDED BUDGET | YEAR-TO-DATE THRU 05/31/12 | ACTIVITY FOR MONTH ENDED 05/31/2012 | ENCUMBERED YEAR-TO-DATE | UNENCUMBERED BALANCE |
|--|-----------------------------------|---------------------------|-------------------------------|---|----------------------------|-------------------------|
| Dept 743.100: Neighborhood Stabilization program 2 | | | | | | |
| Revenues | | | | | | |
| 297-743.100-502.743 | HUD grant NSP 2 | 1,091,092.44 | 92,438.00 | 0.00 | 0.00 | 998,654.44 |
| Total Revenues | | 1,091,092.44 | 92,438.00 | 0.00 | 0.00 | 998,654.44 |
| Expenditures | | | | | | |
| 297-743.100-700.100 | Unallocated budget appropriations | 133,137.63 | 0.00 | 0.00 | 0.00 | 133,137.63 |
| 297-743.100-702.000 | Wages & Salaries | 183,185.55 | 41,498.20 | 3,732.65 | 0.00 | 141,687.35 |
| 297-743.100-719.100 | Direct Fringes | 84,828.35 | 19,490.70 | 1,927.90 | 0.00 | 65,337.65 |
| 297-743.100-719.200 | Other Fringes | 56,054.22 | 7,472.66 | 0.00 | 0.00 | 48,581.56 |
| 297-743.100-726.000 | Supplies | 6,400.01 | 422.32 | 0.00 | 4,577.68 | 1,400.01 |
| 297-743.100-729.000 | Postage | 754.64 | 107.87 | 36.37 | 0.00 | 646.77 |
| 297-743.100-801.000 | Professional Service | 49,343.85 | 12,365.00 | 0.00 | 18,100.00 | 18,878.85 |
| 297-743.100-814.600 | Computer Software | 8,000.00 | 0.00 | 0.00 | 0.00 | 8,000.00 |
| 297-743.100-823.000 | Copying Services | 3,200.00 | 0.00 | 0.00 | 0.00 | 3,200.00 |
| 297-743.100-825.000 | Contracutual Payments | 2,400.00 | 0.00 | 0.00 | 0.00 | 2,400.00 |
| 297-743.100-861.000 | Mileage Reimbursement | 500.00 | 19.60 | 19.60 | 0.00 | 480.40 |
| 297-743.100-900.000 | Printing & Publishing | 5,210.88 | 0.00 | 0.00 | 3,000.00 | 2,210.88 |
| 297-743.100-900.100 | Marketing | 190,751.84 | 30,535.00 | 0.00 | 153,900.00 | 6,316.84 |
| 297-743.100-900.200 | Housing Counseling Services | 360,000.00 | 0.00 | 0.00 | 353,200.00 | 6,800.00 |
| 297-743.100-957.300 | Recording fees | 5,000.00 | 1,209.00 | 0.00 | 786.00 | 3,005.00 |
| 297-743.100-958.000 | Education, Training, & Confer | 2,325.47 | 218.71 | 0.00 | 0.00 | 2,106.76 |
| Total Expenditures | | 1,091,092.44 | 113,339.06 | 5,716.52 | 533,563.68 | 444,189.70 |
| Net - Dept 743.100 | | 0.00 | (20,901.06) | (5,716.52) | (533,563.68) | 554,464.74 |
| FUND 297: | | | | | | |
| REVENUES: | | 1,091,092.44 | 92,438.00 | 0.00 | 0.00 | 998,654.44 |
| EXPENDITURES | | 1,091,092.44 | 113,339.06 | 5,716.52 | 533,563.68 | 444,189.70 |
| NET OF REVENUES AND EXPENDITURES | | 0.00 | (20,901.06) | (5,716.52) | (533,563.68) | 554,464.74 |